

RF TEST REPORT

| | |
|-------------------|------------------------|
| Applicant | Honor Device Co., Ltd. |
| FCC ID | 2AYGCMTN-NX3 |
| Product | Smart Phone |
| Brand | HONOR |
| Model | MTN-NX3 |
| Report No. | EFTA25070272-IE-01-R19 |
| Issue Date | September 8, 2025 |

Eurofins TA Technology (Shanghai) Co., Ltd. tested the above equipment in accordance with the requirements in **FCC CFR47 Part 15E (2024)**. The test results show that the equipment tested is capable of demonstrating compliance with the requirements as documented in this report.

Prepared by: Xu Ying

Approved by: Xu Kai

Eurofins TA Technology (Shanghai) Co., Ltd.

Building 3, No.145, Jintang Rd, Pudong Shanghai, P.R.China

TEL: +86-021-50791141/2/3

FAX: +86-021-50791141/2/3-8000

TABLE OF CONTENT

| | |
|--|-----|
| 1. Test Laboratory | 4 |
| 1.1. Notes of the test report | 4 |
| 1.2. Test facility | 4 |
| 1.3. Testing Location..... | 4 |
| 2. General Description of Equipment under Test | 5 |
| 2.1. Applicant and Manufacturer Information | 5 |
| 2.2. General information | 5 |
| 3. Applied Standards..... | 7 |
| 4. Test Configuration..... | 8 |
| 5. Test Case | 12 |
| 5.1. Occupied Bandwidth..... | 12 |
| 5.2. Average Power Output | 13 |
| 5.3. Frequency Stability | 15 |
| 5.4. Power Spectral Density | 17 |
| 5.5. Unwanted Emission | 19 |
| 5.6. Conducted Emission..... | 25 |
| 6. Test Results | 26 |
| 6.1. Occupied Bandwidth..... | 26 |
| 6.2. Average Power Output | 158 |
| 6.3. Frequency Stability | 184 |
| 6.4. Power Spectral Density | 195 |
| 6.5. Unwanted Emission | 412 |
| 6.6. Conducted Emission..... | 413 |
| 7. Main Test Instruments | 414 |
| 8. The EUT Appearance | 415 |
| 9. Test Setup Photos..... | 416 |

Summary of measurement results

| Number | Test Case | Clause in FCC rules | Verdict |
|--------|------------------------|---------------------------|---------|
| 1 | Average output power | 15.407(a) | PASS |
| 2 | Occupied bandwidth | 15.407(e) | PASS |
| 3 | Frequency stability | 15.407(g) | PASS |
| 4 | Power spectral density | 15.407(a) | PASS |
| 5 | Unwanted Emissions | 15.407(b), 15.205, 15.209 | PASS |
| 6 | Conducted Emissions | 15.207 | PASS |

Date of Testing: July 23, 2025 ~ August 25, 2025

Date of Sample Received: July 22, 2025

Note: PASS: The EUT complies with the essential requirements in the standard.

FAIL: The EUT does not comply with the essential requirements in the standard.

All indications of Pass/Fail in this report are opinions expressed by Eurofins TA Technology (Shanghai) Co., Ltd. based on interpretations and/or observations of test results. Measurement Uncertainties were not taken into account and are published for informational purposes only.

1. Test Laboratory

1.1. Notes of the test report

This report shall not be reproduced in full or partial, without the written approval of **Eurofins TA Technology (Shanghai) Co., Ltd.** The results documented in this report apply only to the tested sample, under the conditions and modes of operation as described herein. Measurement Uncertainties were not taken into account and are published for informational purposes only. This report is written to support regulatory compliance of the applicable standards stated above.

1.2. Test facility

FCC (Designation number: CN1179, Test Firm Registration Number: 446626)

Eurofins TA Technology (Shanghai) Co., Ltd. has been listed on the US Federal Communications Commission list of test facilities recognized to perform measurements.

A2LA (Certificate Number: 3857.01)

Eurofins TA Technology (Shanghai) Co., Ltd. has been listed by American Association for Laboratory Accreditation to perform electromagnetic emission measurement.

1.3. Testing Location

Company: Eurofins TA Technology (Shanghai) Co., Ltd.
Address: Building 3, No.145, Jintang Rd, Pudong Shanghai, P.R.China
City: Shanghai
Post code: 201201
Country: P. R. China
Contact: Xu Kai
Telephone: +86-021-50791141/2/3
Fax: +86-021-50791141/2/3-8000
Website: <https://www.eurofins.com/electrical-and-electronics>
E-mail: Kain.Xu@cpt.eurofinscn.com

2. General Description of Equipment under Test

2.1. Applicant and Manufacturer Information

| | |
|-----------------------------|--|
| Applicant | Honor Device Co., Ltd. |
| Applicant address | Shum Yip Sky Park, No. 8089, Hongli West Road, Shenzhen, China |
| Manufacturer | Honor Device Co., Ltd. |
| Manufacturer address | Shum Yip Sky Park, No. 8089, Hongli West Road, Shenzhen, China |

2.2. General information

| EUT Description | |
|------------------------------|--|
| Model | MTN-NX3 |
| IMEI | Conducted ASNU015613000071 |
| | Radiated ASNU015613000183 |
| Hardware Version | HN2MTNM |
| Software Version | 9.0.0.102(C900E100R1P1) |
| Power Supply | Battery / AC; DC adapter |
| Antenna Type | Integrated Antenna |
| Antenna Connector | A permanently attached antenna (meet with the standard FCC Part 15.203 requirement) |
| Antenna Gain | -1.5 dBi |
| Operating Frequency Range(s) | U-NII-1: 5150MHz-5250MHz U-NII-2A: 5250MHz -5350MHz U-NII-2C: 5470MHz-5725MHz U-NII-3: 5725MHz -5850MHz |
| Modulation Type | 802.11a: OFDM 802.11n (HT20/HT40): OFDM 802.11ac (VHT20/VHT40/VHT80): OFDM 802.11ax (HE20/ HE40/ HE80): OFDM 802.11ax RU (HE20/ HE40/ HE80): OFDMA |
| Max. Output Power | 17.75 dBm |
| Operating temperature range | 0 ° C to 35 ° C |
| Operating voltage range | 3.15 VDC to 4.52 VDC |
| Testing temperature range | -30 ° C to 50° C |
| Testing voltage range | 3.15 VDC – 3.84 VDC – 4.52 VDC |
| State voltage | 3.84VDC |

| EUT Accessory | | | |
|---------------|------------------|-----------------------------------|-----|
| Accessory | Model | Manufacture | No. |
| Adapter | HN-200330B00 | Honor Device Co., Ltd. (Huntkey) | 1 |
| | HN-200330U00 | | 2 |
| | HN-200330E00 | | 3 |
| | HN-200330T00 | | 4 |
| | HN-200330B01 | Honor Device Co., Ltd. (Aohai) | 5 |
| | HN-200330U01 | | 6 |
| | HN-200330E01 | | 7 |
| | HN-200330T01 | | 8 |
| | HN-200330B01 | Honor Device Co., Ltd. (Luxshare) | 9 |
| | HN-200330U01 | | 10 |
| | HN-200330E01 | | 11 |
| | HN-200330T01 | | 12 |
| Battery | HB5668A0EIW | Honor Device Co., Ltd. (Sunwoda) | 1 |
| | | Honor Device Co., Ltd. (Desay) | 2 |
| USB Cable | AU2-CRO030HF | LJ | 1 |
| | 8B47-1250006H-FG | LX | 2 |
| | RY0019 | NB | 3 |

Note:

- The EUT is sent from the applicant to Eurofins TA and the information of the EUT is declared by the applicant.
- This device support automatically discontinue transmission, while the device is not transmitting any information, the device can automatically discontinue transmission and become standby mode for power saving. The device can detect the controlling signal of ACK message transmitting from remote device and verify whether it shall resend or discontinue transmission.
- (a) Manufacturers implements security features in any digitally modulated devices capable of operating in any of the U-NII bands, so that third parties are not able to reprogram the device to operate outside the parameters for which the device was certified. The software prevents the user from operating the transmitter with operating frequencies, output power, modulation types or other radio frequency parameters outside those that were approved for the device. Manufacturers uses means including, but not limited to the use of a private network that allows only authenticated users to download software, electronic signatures in software or coding in hardware that is decoded by software to verify that new software can be legally loaded into a device to meet these requirements and must describe the methods in their application for equipment authorization.
(b) Manufacturers take steps to ensure that DFS functionality cannot be disabled by the operator of the U-NII device.

3. Applied Standards

According to the specifications of the manufacturer, it must comply with the requirements of the following standards:

Test standards:

FCC CFR47 Part 15E (2024) Unlicensed National Information Infrastructure Devices
ANSI C63.10-2020

Reference standard:

KDB 789033 D02 General UNII Test Procedures New Rules v02r01

4. Test Configuration

Test Mode

The EUT has been associated with peripherals and configuration operated in a manner tended to maximize its emission characteristics in a typical application.

In order to find the worst case condition, Pre-tests are needed at the presence of different data rate. Preliminary tests have been done on all the configuration for confirming worst case. Data rate below means worst-case rate of each test item.

Worst-case data rates are shown as following table.

| Mode | Data Rate | |
|----------------|-----------|-------------|
| | Antenna 1 | TAS Antenna |
| 802.11a | 6 Mbps | 6 Mbps |
| 802.11n HT20 | MCS0 | MCS0 |
| 802.11n HT40 | MCS0 | MCS0 |
| 802.11ac VHT20 | MCS0 | MCS0 |
| 802.11ac VHT40 | MCS0 | MCS0 |
| 802.11ac VHT80 | MCS0 | MCS0 |
| 802.11ax HE20 | MCS0 | MCS0 |
| 802.11ax HE40 | MCS0 | MCS0 |
| 802.11ax HE80 | MCS0 | MCS0 |

The worst case Antenna mode for each of the following tests for Wi-Fi:

| Test Cases | Antenna 1 | TAS Antenna |
|---------------------------|-----------|-----------------|
| Average output power | O | O |
| Occupied bandwidth | O | -- |
| Frequency stability | O | -- |
| Power spectral density | O | O |
| Unwanted Emissions | O | 802.11ax40 CH38 |
| Conducted Emissions | O | O |
| Note: "O": test all bands | | |

ERSU Mode

| Test Cases | Antenna 1 | TAS Antenna |
|---------------------------|--|-----------------------------|
| Average output power | O | O |
| Occupied bandwidth | O | -- |
| Frequency stability | -- | -- |
| Power spectral density | O | O |
| Unwanted Emissions | 802.11ax80-996TONE_CH42/CH58/ CH106/CH155 802.11ax20-242TONE_CH36/CH52/ CH100/CH149 802.11ax40-484TONE_CH38/CH54/ CH102/CH151 | 802.11ax80-996TONE_ CH42 |
| Conducted Emissions | O | O |
| Note: "O": test all bands | | |

TB Mode

| Test Cases | Antenna 1 | TAS Antenna |
|---------------------------|--|-----------------------------|
| Average output power | O | O |
| Occupied bandwidth | O | -- |
| Frequency stability | -- | -- |
| Power spectral density | O | O |
| Unwanted Emissions | 802.11ax80-996TONE_CH42/CH58/ CH106/CH155 802.11ax20-242TONE_CH36/CH52/ CH100/CH149 802.11ax40-484TONE_CH38/CH54/ CH102/CH151 | 802.11ax80-996TONE_ CH42 |
| Conducted Emissions | O | O |
| Note: "O": test all bands | | |

Wireless Technology and Frequency Range

| Wireless Technology | | Bandwidth | Channel | Frequency |
|---------------------|----------|-----------|---------|-----------|
| Wi-Fi | U-NII-1 | 20 MHz | 36 | 5180MHz |
| | | | 40 | 5200MHz |
| | | | 44 | 5220MHz |
| | | | 48 | 5240MHz |
| | | 40 MHz | 38 | 5190MHz |
| | | | 46 | 5230MHz |
| | 80 MHz | 42 | 5210MHz | |
| | U-NII-2A | 20 MHz | 52 | 5260MHz |
| | | | 56 | 5280MHz |
| | | | 60 | 5300MHz |
| | | | 64 | 5320MHz |
| | | 40 MHz | 54 | 5270MHz |
| | | | 62 | 5310MHz |
| | 80 MHz | 58 | 5290MHz | |
| | U-NII-2C | 20 MHz | 100 | 5500MHz |
| | | | 104 | 5520MHz |
| | | | 108 | 5540MHz |
| | | | 112 | 5560MHz |
| | | | 116 | 5580MHz |
| | | | 120 | 5600MHz |
| | | | 124 | 5620MHz |
| | | | 128 | 5640MHz |
| | | | 132 | 5660MHz |
| | | | 136 | 5680MHz |
| | | | 140 | 5700MHz |
| | | | 144 | 5720MHz |
| | | 40 MHz | 102 | 5510MHz |
| | | | 110 | 5550MHz |
| | | | 118 | 5590MHz |
| | | | 126 | 5630MHz |
| 134 | | | 5670MHz | |
| 142 | | | 5710MHz | |
| 80 MHz | 106 | 5530MHz | | |
| | 122 | 5610MHz | | |
| | 138 | 5690MHz | | |
| U-NII-3 | 20 MHz | 149 | 5745MHz | |
| | | 153 | 5765MHz | |
| | | 157 | 5785MHz | |
| | | 161 | 5805MHz | |
| | | 165 | 5825MHz | |
| | 40 MHz | 151 | 5755MHz | |

| | | | | |
|--|--|--------|-----|---------|
| | | | 159 | 5795MHz |
| | | 80 MHz | 155 | 5775MHz |
| Does this device support TPC Function? <input type="checkbox"/> Yes <input checked="" type="checkbox"/> No | | | | |
| Does this device support TDWR Band? <input checked="" type="checkbox"/> Yes <input type="checkbox"/> No | | | | |

5. Test Case

5.1. Occupied Bandwidth

Ambient condition

| Temperature | Relative humidity | Pressure |
|-------------|-------------------|------------------|
| 15°C ~ 35°C | 20% ~ 80% | 86 kPa ~ 106 kPa |

Method of Measurement

The EUT was connected to the spectrum analyzer through an external attenuator (20dB) and a known loss cable.

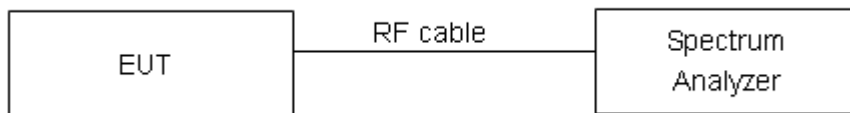
For U-NII-1/U-NII-2A/U-NII-2C, set RBW \approx 1% OCB kHz, VBW \geq 3 \times RBW, measure the maximum width of the emission that is constrained by the frequencies associated with the two outermost amplitude points (upper and lower frequencies) that are attenuated by 26 dB relative to the maximum level measured in the fundamental emission.

For U-NII-3, Set RBW = 100 kHz, VBW \geq 3 \times RBW, measure the maximum width of the emission that is constrained by the frequencies associated with the two outermost amplitude points (upper and lower frequencies) that are attenuated by 6 dB relative to the maximum level measured in the fundamental emission.

Note: The automatic bandwidth measurement capability of a spectrum analyzer or EMI receiver may be employed if it implements the functionality described above.

Use the 99 % power bandwidth function of the instrument

Test Setup



Limits

For U-NII-1/U-NII-2A/U-NII-2C

No specific occupied bandwidth requirements in Part 15.407.

For U-NII-3

Rule FCC Part §15.407(e)

Within the 5.725-5.85 GHz band, the minimum 6 dB bandwidth of U-NII devices shall be at least 500 kHz.

Measurement Uncertainty

The assessed measurement uncertainty to ensure 95% confidence level for the normal distribution is with the coverage factor $k = 2$, $U = 936$ Hz.

5.2. Average Power Output

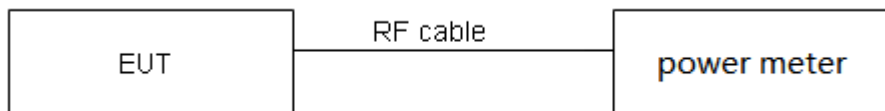
Ambient condition

| Temperature | Relative humidity | Pressure |
|-------------|-------------------|------------------|
| 15°C ~ 35°C | 20% ~ 80% | 86 kPa ~ 106 kPa |

Methods of Measurement

During the process of the testing, The EUT was connected to the average power meter through an external attenuator and a known loss cable. The EUT is max power transmission with proper modulation. We use Maximum average Conducted Output Power Level Method in KDB789033 for this test

Test Setup



Limits

Rule FCC Part 15.407(a)(1) / FCC Part 15.407(a) (2) / FCC Part 15.407(a) (3)

(1) For the band 5.15-5.25 GHz.

(i) For an outdoor access point operating in the band 5.15-5.25 GHz, the maximum conducted output power over the frequency band of operation shall not exceed 1 W provided the maximum antenna gain does not exceed 6 dBi. In addition, the maximum power spectral density shall not exceed 17 dBm in any 1 megahertz band. If transmitting antennas of directional gain greater than 6 dBi are used, both the maximum conducted output power and the maximum power spectral density shall be reduced by the amount in dB that the directional gain of the antenna exceeds 6 dBi. The maximum e.i.r.p. at any elevation angle above 30 degrees as measured from the horizon must not exceed 125 mW (21 dBm).

(ii) For an indoor access point operating in the band 5.15-5.25 GHz, the maximum conducted output power over the frequency band of operation shall not exceed 1 W provided the maximum antenna gain does not exceed 6 dBi. In addition, the maximum power spectral density shall not exceed 17 dBm in any 1 megahertz band. If transmitting antennas of directional gain greater than 6 dBi are used, both the maximum conducted output power and the maximum power spectral density shall be reduced by the amount in dB that the directional gain of the antenna exceeds 6 dBi.

(iii) For fixed point-to-point access points operating in the band 5.15-5.25 GHz, the maximum conducted output power over the frequency band of operation shall not exceed 1 W. In addition, the maximum power spectral density shall not exceed 17 dBm in any 1 megahertz band. Fixed point-to-point U-NII devices may employ antennas with directional gain up to 23 dBi without any corresponding reduction in the maximum conducted output power or maximum power spectral density. For fixed point-to-point transmitters that employ a directional antenna gain greater than 23 dBi, a 1 dB reduction in maximum conducted output power and maximum power spectral density is required for each 1 dB of antenna gain in excess of 23 dBi. Fixed, point-to-point operations exclude

the use of point-to-multipoint systems, omnidirectional applications, and multiple collocated transmitters transmitting the same information. The operator of the U-NII device, or if the equipment is professionally installed, the installer, is responsible for ensuring that systems employing high gain directional antennas are used exclusively for fixed, point-to-point operations.

(iv) For client devices in the 5.15-5.25 GHz band, the maximum conducted output power over the frequency band of operation shall not exceed 250 mW provided the maximum antenna gain does not exceed 6 dBi. In addition, the maximum power spectral density shall not exceed 11 dBm in any 1 megahertz band. If transmitting antennas of directional gain greater than 6 dBi are used, both the maximum conducted output power and the maximum power spectral density shall be reduced by the amount in dB that the directional gain of the antenna exceeds 6 dBi.

(2) For the 5.25-5.35 GHz and 5.47-5.725 GHz bands, the maximum conducted output power over the frequency bands of operation shall not exceed the lesser of 250 mW or $11 \text{ dBm} + 10 \log B$, where B is the 26 dB emission bandwidth in megahertz. In addition, the maximum power spectral density shall not exceed 11 dBm in any 1 megahertz band. If transmitting antennas of directional gain greater than 6 dBi are used, both the maximum conducted output power and the maximum power spectral density shall be reduced by the amount in dB that the directional gain of the antenna exceeds 6 dBi.

(3) For the band 5.725-5.85 GHz, the maximum conducted output power over the frequency band of operation shall not exceed 1 W. In addition, the maximum power spectral density shall not exceed 30 dBm in any 500-kHz band. If transmitting antennas of directional gain greater than 6 dBi are used, both the maximum conducted output power and the maximum power spectral density shall be reduced by the amount in dB that the directional gain of the antenna exceeds 6 dBi.

Measurement Uncertainty

The assessed measurement uncertainty to ensure 95% confidence level for the normal distribution is with the coverage factor $k = 2$, $U = 0.44 \text{ dB}$.

5.3. Frequency Stability

Ambient condition

| Temperature | Relative humidity | Pressure |
|-------------|-------------------|------------------|
| 15°C ~ 35°C | 20% ~ 80% | 86 kPa ~ 106 kPa |

Method of Measurement

1. Frequency stability with respect to ambient temperature

a) Supply the EUT with a nominal ac voltage or install a new or fully charged battery in the EUT. If possible, a dummy load shall be connected to the EUT because an antenna near the metallic walls of an environmental test chamber could affect the output frequency of the EUT. If the EUT is equipped with a permanently attached, adjustable-length antenna, then the EUT shall be placed in the center of the chamber with the antenna adjusted to the shortest length possible. Turn ON the EUT and tune it to one of the number of frequencies shown in 5.6.

b) Couple the unlicensed wireless device output to the measuring instrument by connecting an antenna to the measuring instrument with a suitable length of coaxial cable and placing the measuring antenna near the EUT (e.g., 15 cm away), or by connecting a dummy load to the measuring instrument, through an attenuator if necessary.

c) Adjust the location of the measurement antenna and the controls on the measurement instrument to obtain a suitable signal level (i.e., a level that will not overload the measurement instrument but is strong enough to allow measurement of the operating or fundamental frequency of the EUT).

d) Turn the EUT OFF and place it inside the environmental temperature chamber. For devices that have oscillator heaters, energize only the heater circuit.

e) Set the temperature control on the chamber to the highest specified in the regulatory requirements for the type of device and allow the oscillator heater and the chamber temperature to stabilize.

f) While maintaining a constant temperature inside the environmental chamber, turn the EUT ON and record the operating frequency at startup, and at 2 minutes, 5 minutes, and 10 minutes after the EUT is energized. Four measurements in total are made.

g) Measure the frequency at each of frequencies specified in 5.6.

h) Switch OFF the EUT but do not switch OFF the oscillator heater.

i) Lower the chamber temperature by not more than 10°C, and allow the temperature inside the chamber to stabilize.

j) Repeat step f) through step i) down to the lowest specified temperature.

2. Frequency stability when varying supply voltage

Unless otherwise specified, these tests shall be made at ambient room temperature (+15°C to +25 °C). An antenna shall be connected to the antenna output terminals of the EUT if possible. If the EUT is equipped with or uses an adjustable-length antenna, then it shall be fully extended.

a) Supply the EUT with nominal voltage or install a new or fully charged battery in the EUT. Turn ON the EUT and couple its output to a frequency counter or other frequency-measuring instrument.

- b) Tune the EUT to one of the number of frequencies required in 5.6. Adjust the location of the measurement antenna and the controls on the measurement instrument to obtain a suitable signal level (i.e., a level that will not overload the measurement instrument but is strong enough to allow measurement of the operating or fundamental frequency of the EUT).
- c) Measure the frequency at each of the frequencies specified in 5.6.
- d) Repeat the above procedure at 85% and 115% of the nominal supply voltage.

Limit

Manufacturers of U-NII devices are responsible for ensuring frequency stability such that an emission is maintained within the band of operation under all conditions of normal operation as specified in the users manual.

Measurement Uncertainty

The assessed measurement uncertainty to ensure 95% confidence level for the normal distribution is with the coverage factor $k = 2$, $U = 936\text{Hz}$

5.4. Power Spectral Density

Ambient condition

| Temperature | Relative humidity | Pressure |
|-------------|-------------------|------------------|
| 15°C ~ 35°C | 20% ~ 80% | 86 kPa ~ 106 kPa |

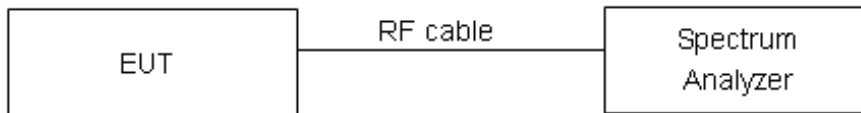
Method of Measurement

The EUT was connected to the spectrum analyzer through an external attenuator (20dB) and a known loss cable.

Set RBW = 1MHz, VBW =3MHz for the band 5.150-5.250GHz, 5.250-5.350GHz, 5.470-5.725GHz.
Set RBW = 470kHz, VBW =1.5MHz for the band 5.725-5.850GHz

The conducted PSD is measured at each antenna port. The measured results at the various antenna ports are then summed mathematically.

Test setup



Limits

Rule FCC Part 15.407(a)(1)/ FCC Part 15.407(a)(2) / FCC Part 15.407(a)(3)

For an indoor access point operating in the band 5.15-5.25 GHz, the maximum power spectral density shall not exceed 17 dBm in any 1 megahertz band. If transmitting antennas of directional gain greater than 6 dBi are used, both the maximum conducted output power and the maximum power spectral density shall be reduced by the amount in dB that the directional gain of the antenna exceeds 6 dBi.

For client devices in the 5.15-5.25 GHz band, the maximum conducted output power over the frequency band of operation shall not exceed 250 mW provided the maximum antenna gain does not exceed 6 dBi. In addition, the maximum power spectral density shall not exceed 11 dBm in any 1 megahertz band. If transmitting antennas of directional gain greater than 6 dBi are used, both the maximum conducted output power and the maximum power spectral density shall be reduced by the amount in dB that the directional gain of the antenna exceeds 6 dBi.

For the 5.25-5.35 GHz and 5.47-5.725 GHz bands, the maximum power spectral density shall not exceed 11 dBm in any 1 megahertz band. If transmitting antennas of directional gain greater than 6 dBi are used, both the maximum conducted output power and the maximum power spectral density shall be reduced by the amount in dB that the directional gain of the antenna exceeds 6 dBi.

For the band 5.725-5.85 GHz, the maximum power spectral density shall not exceed 30 dBm in any 500kHz band. If transmitting antennas of directional gain greater than 6 dBi are used, both the maximum conducted output power and the maximum power spectral density shall be reduced by the

amount in dB that the directional gain of the antenna exceeds 6 dBi.

| Frequency Bands/GHz | Limits |
|--------------------------|--------------|
| 5.15-5.25 | 11dBm/MHz |
| 5.25-5.35 and 5.47-5.725 | 11dBm/MHz |
| 5.725-5.85 | 30dBm/500kHz |

Measurement Uncertainty

The assessed measurement uncertainty to ensure 95% confidence level for the normal distribution is with the coverage factor $k = 2$, $U = 0.75\text{dB}$.

5.5. Unwanted Emission

Ambient condition

| Temperature | Relative humidity | Pressure |
|-------------|-------------------|------------------|
| 15°C ~ 35°C | 20% ~ 80% | 86 kPa ~ 106 kPa |

Method of Measurement

The test set-up was made in accordance to the general provisions of ANSI C63.10. The Equipment Under Test (EUT) was set up on a non-conductive table in the semi-anechoic chamber. The test was performed at the distance of 3 m/10m below 1GHz, 3m above 1GHz between the EUT and the receiving antenna. The radiated emissions measurements were made in a typical installation configuration.

Sweep the whole frequency band range from 9kHz to the 10th harmonic of the carrier, and the emissions less than 20 dB below the permissible value are reported.

During the test, the height of receive antenna shall be moved from 1 to 4 meters, and the antenna shall be performed under horizontal and vertical polarization. The turntable shall be rotated from 0 to 360 degrees for detecting the maximum of radiated spurious signal level. The measurements shall be repeated with orthogonal polarization of the test antenna. The data of cable loss and antenna factor has been calibrated in full testing frequency range before the testing.

Set the spectrum analyzer in the following:

9kHz~150 kHz

RBW=200Hz, VBW=1kHz/ Sweep=AUTO

150 kHz~30MHz

RBW=9kHz, VBW=30kHz,/ Sweep=AUTO

Below 1GHz

RBW=100kHz / VBW=300kHz / Sweep=AUTO

a) Peak emission levels are measured by setting the instrument as follows:

Above 1GHz

PEAK: RBW=1MHz VBW=3MHz/ Sweep=AUTO

b) Average emission levels are measured by setting the instrument as follows:

Above 1GHz

AVERAGE: RBW=1MHz / VBW=3MHz / Sweep=AUTO

c) Detector: The measurements employing a CISPR quasi-peak detector except for the frequency bands 9-90 kHz, 110-490 kHz and above 1000 MHz. Radiated emission limits in these three bands are based on measurements employing an average detector.

d) Averaging type = power (i.e., rms) (As an alternative, the detector and averaging type may be set for linear voltage averaging. Some instruments require linear display mode to use linear voltage averaging. Log or dB averaging shall not be used.)

e) Sweep time = auto.

f) Perform a trace average of at least 100 traces if the transmission is continuous. If the transmission is not continuous, then the number of traces shall be increased by a factor of $1 / D$, where D is the duty cycle. For example, with 50% duty cycle, at least 200 traces shall be averaged. (If a specific

emission is demonstrated to be continuous—i.e., 100% duty cycle—then rather than turning ON and OFF with the transmit cycle, at least 100 traces shall be averaged.)

g) If tests are performed with the EUT transmitting at a duty cycle less than 98%, then a correction factor shall be added to the measurement results prior to comparing with the emission limit, to compute the emission level that would have been measured had the test been performed at 100% duty cycle. The correction factor is computed as follows:

1) If power averaging (rms) mode was used in the preceding step e), then the correction factor is $[10 \log (1 / D)]$, where D is the duty cycle. For example, if the transmit duty cycle was 50%, then 3 dB shall be added to the measured emission levels.

2) If linear voltage averaging mode was used in the preceding step e), then the correction factor is $[20 \log (1 / D)]$, where D is the duty cycle. For example, if the transmit duty cycle was 50%, then 6 dB shall be added to the measured emission levels.

3) If a specific emission is demonstrated to be continuous (100% duty cycle) rather than turning ON and OFF with the transmit cycle, then no duty cycle correction is required for that emission.

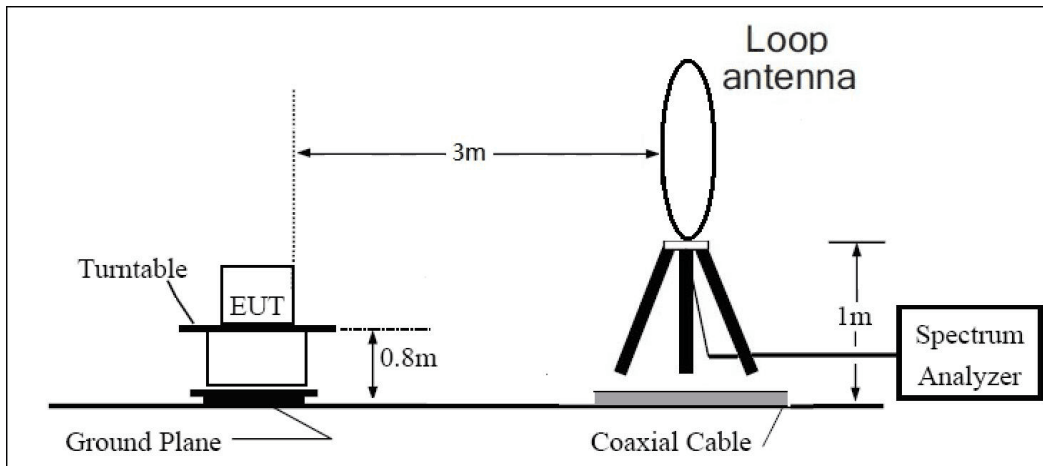
Reduce the video bandwidth until no significant variations in the displayed signal are observed in subsequent traces, provided the video bandwidth is no less than 1 Hz. For regulatory requirements that specify averaging only over the transmit duration (e.g., digital transmission system [DTS] and Unlicensed National Information Infrastructure [U-NII]), the video bandwidth shall be greater than $[1 / (\text{minimum transmitter on time})]$ and no less than 1 Hz.

The field strength of spurious emission was measured in the following position: EUT stand-up position (Z axis), lie-down position (X, Y axis). The worst emission was found in stand-up position (Z axis) and the loop antenna is vertical, others antenna are vertical and horizontal.

The test is in transmitting mode.

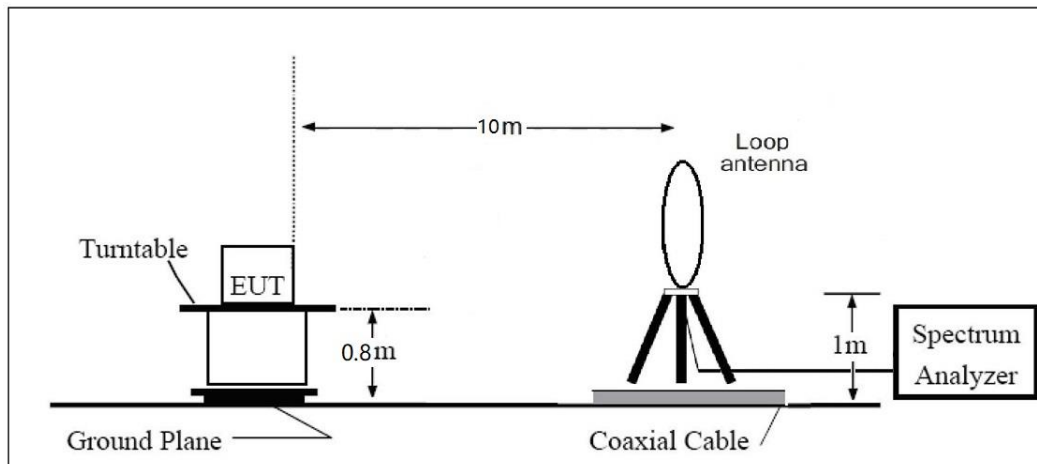
Test setup

9kHz~ 30MHz



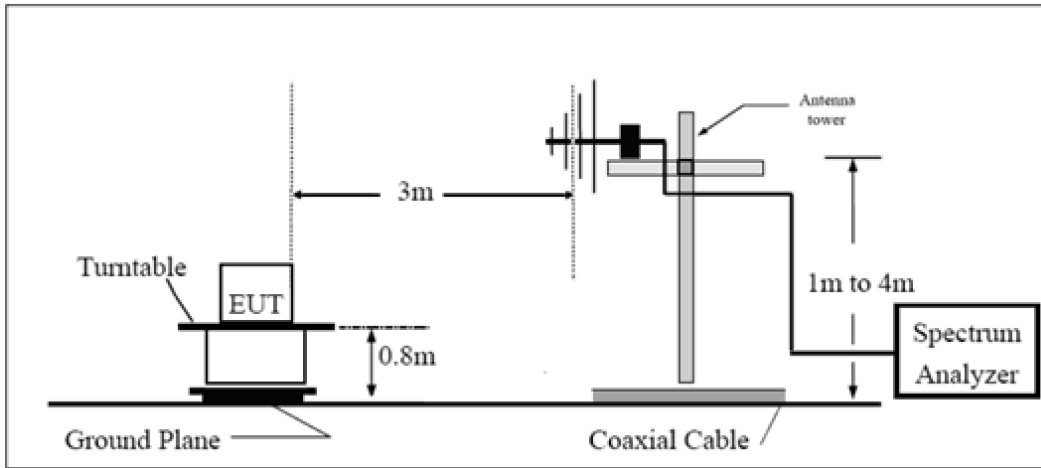
Note: Area side:2.4mX3.6m

Distance 10m



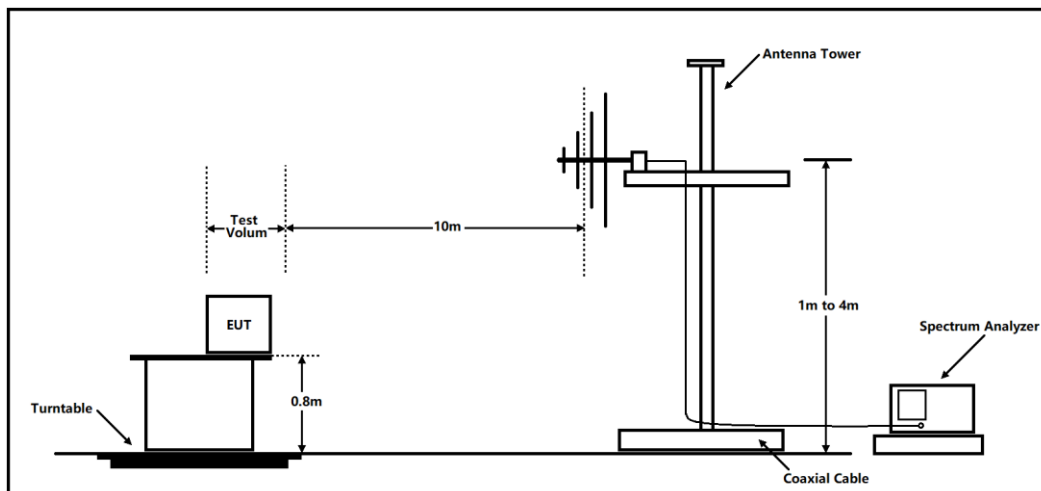
Note: Area side: 21m x 12m

30MHz~ 1GHz



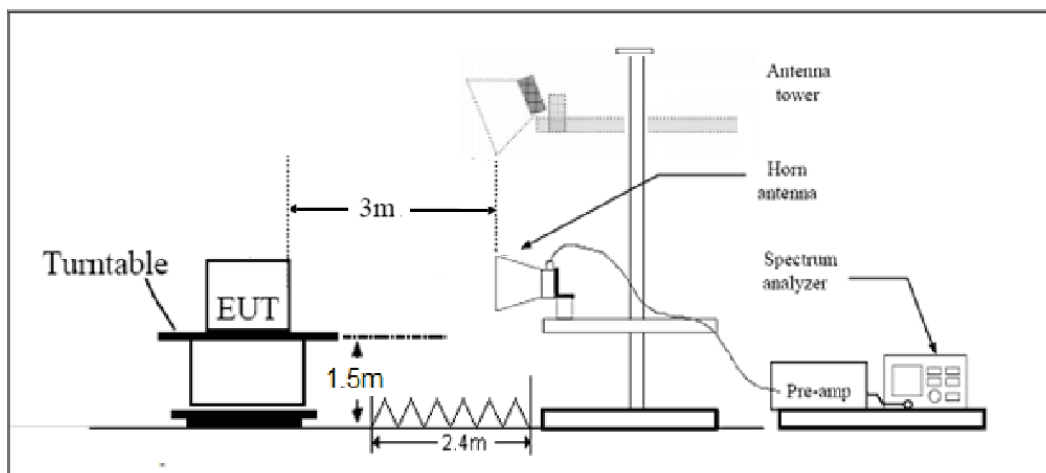
Note: Area side:2.4mX3.6m

Distance 10m



Note: Area side: 21m x 12m

Above 1GHz



Note: Area side:2.4mX3.6m

Limits

- (1) For transmitters operating in the 5725-5850 MHz band: All emissions shall be limited to a level of -27 dBm/MHz at 75 MHz or more above or below the band edge increasing linearly to 10 dBm/MHz at 25 MHz above or below the band edge, and from 25 MHz above or below the band edge increasing linearly to a level of 15.6 dBm/MHz at 5 MHz above or below the band edge, and from 5 MHz above or below the band edge increasing linearly to a level of 27 dBm/MHz at the band edge.
- (2) For transmitters operating in the 5.15-5.25 GHz band: All emissions outside of the 5.15-5.35 GHz band shall not exceed an e.i.r.p. of -27 dBm/MHz(68.2dBμV/m).
- (3) For transmitters operating in the 5.25-5.35 GHz band: All emissions outside of the 5.15-5.35 GHz band shall not exceed an e.i.r.p. of -27 dBm/MHz(68.2dBμV/m).
- (4) For transmitters operating in the 5.47-5.725 GHz band: All emissions outside of the 5.47-5.725 GHz band shall not exceed an e.i.r.p. of -27 dBm/MHz(68.2dBμV/m).

Note: the following formula is used to convert the EIRP to field strength

§1、 $E[\text{dB}\mu\text{V}/\text{m}] = \text{EIRP}[\text{dBm}] - 20 \log(d[\text{meters}]) + 104.77$, where E = field strength and

d = distance at which field strength limit is specified in the rules;

§2、 $E[\text{dB}\mu\text{V}/\text{m}] = \text{EIRP}[\text{dBm}] + 95.2$, for d = 3 meters

- (5) Unwanted spurious emissions fallen in restricted bands per FCC Part15.205 shall comply with the general field strength limits set forth in § 15.209 as below table.

| Frequency of emission (MHz) | Field strength(μV/m) | Field strength(dBμV/m) |
|-----------------------------|----------------------|------------------------|
| 0.009–0.490 | 2400/F(kHz) | / |
| 0.490–1.705 | 24000/F(kHz) | / |
| 1.705–30.0 | 30 | / |
| 30-88 | 100 | 40 |
| 88-216 | 150 | 43.5 |
| 216-960 | 200 | 46 |
| Above960 | 500 | 54 |

| MHz | MHz | MHz | GHz |
|---------------------|-----------------------|-----------------|------------------|
| 0.090 - 0.110 | 16.42 - 16.423 | 399.9 - 410 | 4.5 - 5.15 |
| 0.495 - 0.505 | 16.69475 - 16.69525 | 608 - 614 | 5.35 - 5.46 |
| 2.1735 - 2.1905 | 16.80425 - 16.80475 | 960 - 1240 | 7.25 - 7.75 |
| 4.125 - 4.128 | 25.5 - 25.67 | 1300 - 1427 | 8.025 - 8.5 |
| 4.17725 - 4.17775 | 37.5 - 38.25 | 1435 - 1626.5 | 9.0 - 9.2 |
| 4.20725 - 4.20775 | 73 - 74.6 | 1645.5 - 1646.5 | 9.3 - 9.5 |
| 6.215 - 6.218 | 74.8 - 75.2 | 1660 - 1710 | 10.6 - 12.7 |
| 6.26775 - 6.26825 | 108 - 121.94 | 1718.8 - 1722.2 | 13.25 - 13.4 |
| 6.31175 - 6.31225 | 123 - 138 | 2200 - 2300 | 14.47 - 14.5 |
| 8.291 - 8.294 | 149.9 - 150.05 | 2310 - 2390 | 15.35 - 16.2 |
| 8.362 - 8.366 | 156.52475 - 156.52525 | 2483.5 - 2500 | 17.7 - 21.4 |
| 8.37625 - 8.38675 | 156.7 - 156.9 | 2690 - 2900 | 22.01 - 23.12 |
| 8.41425 - 8.41475 | 162.0125 - 167.17 | 3260 - 3267 | 23.6 - 24.0 |
| 12.29 - 12.293 | 167.72 - 173.2 | 3332 - 3339 | 31.2 - 31.8 |
| 12.51975 - 12.52025 | 240 - 285 | 3345.8 - 3358 | 36.43 - 36.5 |
| 12.57675 - 12.57725 | 322 - 335.4 | 3600 - 4400 | (²) |
| 13.36 - 13.41 | | | |

Measurement Uncertainty

The assessed measurement uncertainty to ensure 95% confidence level for the normal distribution is with the coverage factor $k = 1.96$.

| Frequency | Uncertainty for 3m |
|----------------|---------------------|
| 9kHz-30MHz | 3.55 dB |
| 30MHz-200MHz | 4.17 dB |
| 200MHz-1GHz | 4.84 dB |
| 1-18GHz | 4.35 dB |
| 18-26.5GHz | 5.90 dB |
| 26.5GHz~40GHz | 5.92 dB |
| Frequency | Uncertainty for 10m |
| 30MHz – 200MHz | 3.39 dB |
| 200MHz – 1GHz | 3.82 dB |
| 1GHz – 18GHz | 6.51 dB |
| 18GHz – 40GHz | 6.31 dB |

5.6. Conducted Emission

Ambient condition

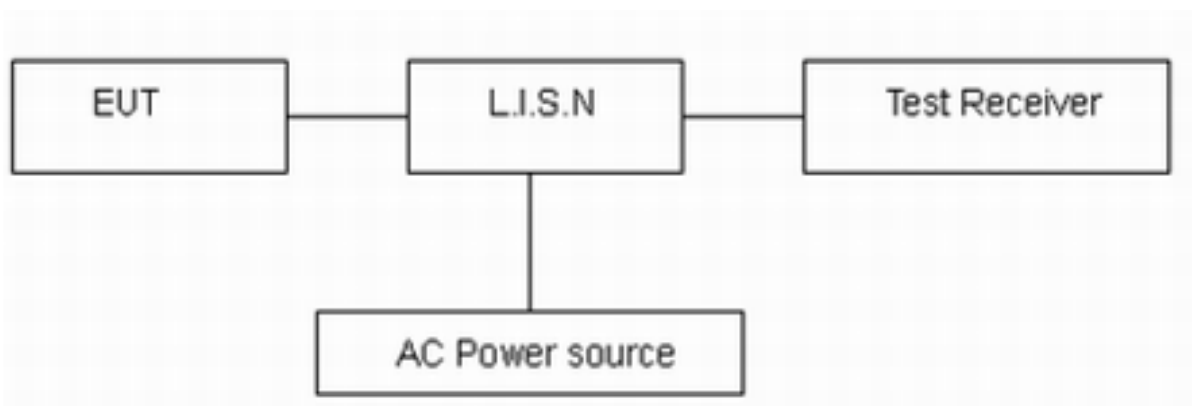
| Temperature | Relative humidity | Pressure |
|-------------|-------------------|------------------|
| 15°C ~ 35°C | 20% ~ 80% | 86 kPa ~ 106 kPa |

Methods of Measurement

The EUT IS placed on a non-metallic table of 80cm height above the horizontal metal reference ground plane. During the test, the EUT was operating in its typical mode. The test method is according to ANSI C63.10. Connect the AC power line of the EUT to the LISN Use EMI receiver to detect the average and Quasi-peak value. RBW is set to 9kHz, VBW is set to 30kHz The measurement result should include both L line and N line.

The test is in transmitting mode.

Test Setup



Note: AC Power source is used to change the voltage 110V/60Hz.

Limits

| Frequency (MHz) | Conducted Limits(dBμV) | |
|-----------------|------------------------|-----------|
| | Quasi-peak | Average |
| 0.15 - 0.5 | 66 to 56 * | 56 to 46* |
| 0.5 - 5 | 56 | 46 |
| 5 - 30 | 60 | 50 |

*: Decreases with the logarithm of the frequency.

Measurement Uncertainty

The assessed measurement uncertainty to ensure 95% confidence level for the normal distribution is with the coverage factor $k = 1.96$, $U = 2.69$ dB.

6. Test Results

6.1. Occupied Bandwidth

Antenna 1

U-NII-1

| Mode | Carrier frequency (MHz) | 99% bandwidth (MHz) | Minimum 26 dB bandwidth (MHz) | Conclusion |
|-----------------|-------------------------|---------------------|-------------------------------|------------|
| 802.11a | 5180 | 16.380 | 20.403 | Pass |
| 802.11a | 5200 | 16.326 | 18.784 | Pass |
| 802.11a | 5240 | 16.303 | 18.617 | Pass |
| 802.11n(HT20) | 5180 | 17.538 | 20.423 | Pass |
| 802.11n(HT20) | 5200 | 17.520 | 19.853 | Pass |
| 802.11n(HT20) | 5240 | 17.538 | 19.874 | Pass |
| 802.11n(HT40) | 5190 | 35.918 | 39.389 | Pass |
| 802.11n(HT40) | 5230 | 35.916 | 39.578 | Pass |
| 802.11ac(VHT20) | 5180 | 17.524 | 20.099 | Pass |
| 802.11ac(VHT20) | 5200 | 17.546 | 20.683 | Pass |
| 802.11ac(VHT20) | 5240 | 17.525 | 20.631 | Pass |
| 802.11ac(VHT40) | 5190 | 35.949 | 39.609 | Pass |
| 802.11ac(VHT40) | 5230 | 35.919 | 40.030 | Pass |
| 802.11ac(VHT80) | 5210 | 74.981 | 81.262 | Pass |
| 802.11ax(HE20) | 5180 | 18.855 | 20.872 | Pass |
| 802.11ax(HE20) | 5200 | 18.847 | 20.620 | Pass |
| 802.11ax(HE20) | 5240 | 18.874 | 20.700 | Pass |
| 802.11ax(HE40) | 5190 | 37.617 | 40.437 | Pass |
| 802.11ax(HE40) | 5230 | 37.523 | 40.336 | Pass |
| 802.11ax(HE80) | 5210 | 76.686 | 81.363 | Pass |

U-NII-2A

| Mode | Carrier frequency (MHz) | 99% bandwidth (MHz) | Minimum 26 dB bandwidth (MHz) | Conclusion |
|-----------------|-------------------------|---------------------|-------------------------------|------------|
| 802.11a | 5260 | 16.290 | 18.857 | Pass |
| 802.11a | 5300 | 16.310 | 18.693 | Pass |
| 802.11a | 5320 | 16.322 | 18.867 | Pass |
| 802.11n(HT20) | 5260 | 17.537 | 19.916 | Pass |
| 802.11n(HT20) | 5300 | 17.530 | 20.086 | Pass |
| 802.11n(HT20) | 5320 | 17.527 | 20.063 | Pass |
| 802.11n(HT40) | 5270 | 35.959 | 40.320 | Pass |
| 802.11n(HT40) | 5310 | 35.962 | 40.254 | Pass |
| 802.11ac(VHT20) | 5260 | 17.540 | 20.651 | Pass |
| 802.11ac(VHT20) | 5300 | 17.530 | 20.325 | Pass |
| 802.11ac(VHT20) | 5320 | 17.524 | 19.991 | Pass |
| 802.11ac(VHT40) | 5270 | 35.942 | 39.794 | Pass |
| 802.11ac(VHT40) | 5310 | 35.968 | 39.635 | Pass |
| 802.11ac(VHT80) | 5290 | 75.085 | 80.781 | Pass |
| 802.11ax(HE20) | 5260 | 18.864 | 20.561 | Pass |
| 802.11ax(HE20) | 5300 | 18.848 | 20.996 | Pass |
| 802.11ax(HE20) | 5320 | 18.853 | 20.661 | Pass |
| 802.11ax(HE40) | 5270 | 37.582 | 40.169 | Pass |
| 802.11ax(HE40) | 5310 | 37.627 | 40.233 | Pass |
| 802.11ax(HE80) | 5290 | 76.706 | 81.472 | Pass |

U-NII-2C

| Mode | Carrier frequency(MHz) | 99% bandwidth(MHz) | Minimum 26 dB bandwidth (MHz) | Conclusion |
|-----------------|------------------------|--------------------|-------------------------------|------------|
| 802.11a | 5500 | 16.309 | 18.622 | Pass |
| 802.11a | 5600 | 16.313 | 18.633 | Pass |
| 802.11a | 5680 | 16.330 | 18.744 | Pass |
| 802.11a | 5700 | 16.308 | 19.941 | Pass |
| 802.11a | 5720 | 16.306 | 18.499 | Pass |
| 802.11n(HT20) | 5500 | 17.517 | 19.815 | Pass |
| 802.11n(HT20) | 5600 | 17.538 | 20.176 | Pass |
| 802.11n(HT20) | 5680 | 17.540 | 20.165 | Pass |
| 802.11n(HT20) | 5700 | 17.540 | 20.285 | Pass |
| 802.11n(HT20) | 5720 | 17.536 | 20.130 | Pass |
| 802.11n(HT40) | 5510 | 35.966 | 39.763 | Pass |
| 802.11n(HT40) | 5550 | 35.969 | 40.481 | Pass |
| 802.11n(HT40) | 5630 | 35.954 | 40.311 | Pass |
| 802.11n(HT40) | 5670 | 35.939 | 39.944 | Pass |
| 802.11n(HT40) | 5710 | 35.976 | 39.904 | Pass |
| 802.11ac(VHT20) | 5500 | 17.530 | 19.901 | Pass |
| 802.11ac(VHT20) | 5600 | 17.538 | 19.992 | Pass |
| 802.11ac(VHT20) | 5680 | 17.538 | 20.610 | Pass |
| 802.11ac(VHT20) | 5700 | 17.527 | 20.222 | Pass |
| 802.11ac(VHT20) | 5720 | 17.545 | 20.266 | Pass |
| 802.11ac(VHT40) | 5510 | 35.985 | 39.660 | Pass |
| 802.11ac(VHT40) | 5550 | 35.939 | 40.018 | Pass |
| 802.11ac(VHT40) | 5630 | 35.958 | 39.436 | Pass |
| 802.11ac(VHT40) | 5670 | 35.948 | 39.767 | Pass |
| 802.11ac(VHT40) | 5710 | 35.984 | 39.645 | Pass |
| 802.11ac(VHT80) | 5530 | 75.146 | 80.428 | Pass |
| 802.11ac(VHT80) | 5610 | 75.136 | 81.131 | Pass |
| 802.11ac(VHT80) | 5690 | 75.132 | 80.824 | Pass |
| 802.11ax(HE20) | 5500 | 18.848 | 20.983 | Pass |
| 802.11ax(HE20) | 5600 | 18.888 | 20.396 | Pass |
| 802.11ax(HE20) | 5680 | 18.893 | 20.654 | Pass |
| 802.11ax(HE20) | 5700 | 18.853 | 20.561 | Pass |
| 802.11ax(HE20) | 5720 | 18.883 | 20.936 | Pass |
| 802.11ax(HE40) | 5510 | 37.657 | 40.155 | Pass |
| 802.11ax(HE40) | 5550 | 37.608 | 40.321 | Pass |
| 802.11ax(HE40) | 5630 | 37.596 | 40.105 | Pass |
| 802.11ax(HE40) | 5670 | 37.571 | 40.044 | Pass |
| 802.11ax(HE40) | 5710 | 37.574 | 40.404 | Pass |
| 802.11ax(HE80) | 5530 | 76.852 | 80.828 | Pass |
| 802.11ax(HE80) | 5610 | 76.677 | 81.201 | Pass |
| 802.11ax(HE80) | 5690 | 76.950 | 81.459 | Pass |

U-NII-3

| Mode | Carrier frequency (MHz) | 99% bandwidth (MHz) | Minimum 6 dB bandwidth (MHz) | Limit (kHz) | Conclusion |
|-----------------|-------------------------|---------------------|------------------------------|-------------|------------|
| 802.11a | 5720 | 16.306 | 15.851 | 500 | Pass |
| 802.11a | 5745 | 16.321 | 15.962 | 500 | Pass |
| 802.11a | 5785 | 16.328 | 15.737 | 500 | Pass |
| 802.11a | 5825 | 16.331 | 15.851 | 500 | Pass |
| 802.11n(HT20) | 5720 | 17.531 | 16.943 | 500 | Pass |
| 802.11n(HT20) | 5745 | 17.551 | 16.758 | 500 | Pass |
| 802.11n(HT20) | 5785 | 17.536 | 16.802 | 500 | Pass |
| 802.11n(HT20) | 5825 | 17.550 | 17.172 | 500 | Pass |
| 802.11n(HT40) | 5710 | 35.966 | 35.657 | 500 | Pass |
| 802.11n(HT40) | 5755 | 35.943 | 35.243 | 500 | Pass |
| 802.11n(HT40) | 5795 | 35.965 | 35.494 | 500 | Pass |
| 802.11ac(VHT20) | 5720 | 17.542 | 17.299 | 500 | Pass |
| 802.11ac(VHT20) | 5745 | 17.545 | 17.189 | 500 | Pass |
| 802.11ac(VHT20) | 5785 | 17.537 | 17.093 | 500 | Pass |
| 802.11ac(VHT20) | 5825 | 17.536 | 17.179 | 500 | Pass |
| 802.11ac(VHT40) | 5710 | 35.972 | 35.246 | 500 | Pass |
| 802.11ac(VHT40) | 5755 | 35.955 | 35.770 | 500 | Pass |
| 802.11ac(VHT40) | 5795 | 35.937 | 35.628 | 500 | Pass |
| 802.11ac(VHT80) | 5690 | 75.151 | 72.808 | 500 | Pass |
| 802.11ac(VHT80) | 5775 | 75.102 | 70.588 | 500 | Pass |
| 802.11ax(HE20) | 5720 | 18.870 | 18.457 | 500 | Pass |
| 802.11ax(HE20) | 5745 | 18.881 | 18.008 | 500 | Pass |
| 802.11ax(HE20) | 5785 | 18.894 | 17.887 | 500 | Pass |
| 802.11ax(HE20) | 5825 | 18.855 | 18.147 | 500 | Pass |
| 802.11ax(HE40) | 5710 | 37.633 | 36.702 | 500 | Pass |
| 802.11ax(HE40) | 5755 | 37.643 | 37.236 | 500 | Pass |
| 802.11ax(HE40) | 5795 | 37.613 | 37.220 | 500 | Pass |
| 802.11ax(HE80) | 5690 | 76.807 | 77.126 | 500 | Pass |
| 802.11ax(HE80) | 5775 | 76.753 | 73.014 | 500 | Pass |

ERSU Mode
U-NII-1

| Mode | Carrier frequency (MHz) | 99% bandwidth (MHz) | Minimum 26 dB bandwidth (MHz) | Conclusion |
|------------------------------|-------------------------|---------------------|-------------------------------|------------|
| 802.11ax HE20 242-Tones RU61 | 5180 | 19.074 | 26.737 | Pass |
| 802.11ax HE20 242-Tones RU61 | 5200 | 19.081 | 22.486 | Pass |
| 802.11ax HE20 242-Tones RU61 | 5240 | 19.097 | 23.004 | Pass |

U-NII-2A

| Mode | Carrier frequency (MHz) | 99% bandwidth (MHz) | Minimum 26 dB bandwidth (MHz) | Conclusion |
|------------------------------|-------------------------|---------------------|-------------------------------|------------|
| 802.11ax HE20 242-Tones RU61 | 5260 | 19.082 | 28.003 | Pass |
| 802.11ax HE20 242-Tones RU61 | 5300 | 19.108 | 23.659 | Pass |
| 802.11ax HE20 242-Tones RU61 | 5320 | 19.070 | 25.906 | Pass |

U-NII-2C

| Mode | Carrier frequency (MHz) | 99% bandwidth (MHz) | Minimum 26 dB bandwidth (MHz) | Conclusion |
|------------------------------|-------------------------|---------------------|-------------------------------|------------|
| 802.11ax HE20 242-Tones RU61 | 5500 | 19.079 | 22.448 | Pass |
| 802.11ax HE20 242-Tones RU61 | 5600 | 19.086 | 24.656 | Pass |
| 802.11ax HE20 242-Tones RU61 | 5700 | 19.088 | 25.137 | Pass |

U-NII-3

| Mode | Carrier frequency (MHz) | 99% bandwidth (MHz) | Minimum 6 dB bandwidth (MHz) | Limit (kHz) | Conclusion |
|------------------------------|-------------------------|---------------------|------------------------------|-------------|------------|
| 802.11ax HE20 242-Tones RU61 | 5745 | 19.075 | 19.127 | 500 | Pass |
| 802.11ax HE20 242-Tones RU61 | 5785 | 19.132 | 19.086 | 500 | Pass |
| 802.11ax HE20 242-Tones RU61 | 5825 | 19.086 | 19.137 | 500 | Pass |

TB Mode
U-NII-1

| Mode | RU Index | Carrier frequency (MHz) | 99% bandwidth (MHz) | Minimum 26 dB bandwidth (MHz) | Conclusion |
|-------------------------|----------|-------------------------|---------------------|-------------------------------|------------|
| 802.11ax HE20 26-Tones | 0 | 5180 | 16.931 | 18.218 | Pass |
| 802.11ax HE20 26-Tones | 4 | 5200 | 14.325 | 15.176 | Pass |
| 802.11ax HE20 26-Tones | 8 | 5240 | 17.612 | 20.607 | Pass |
| 802.11ax HE20 52-Tones | 37 | 5180 | 15.603 | 21.021 | Pass |
| 802.11ax HE20 52-Tones | 38 | 5200 | 14.295 | 16.815 | Pass |
| 802.11ax HE20 52-Tones | 40 | 5240 | 17.630 | 19.478 | Pass |
| 802.11ax HE20 106-Tones | 53 | 5180 | 18.357 | 21.055 | Pass |
| 802.11ax HE20 106-Tones | 53 | 5200 | 13.723 | 21.181 | Pass |
| 802.11ax HE20 106-Tones | 54 | 5240 | 16.360 | 21.127 | Pass |
| 802.11ax HE20 242-Tones | 61 | 5180 | 19.074 | 25.182 | Pass |
| 802.11ax HE20 242-Tones | 61 | 5200 | 19.080 | 25.634 | Pass |
| 802.11ax HE20 242-Tones | 61 | 5240 | 19.088 | 22.578 | Pass |
| 802.11ax HE40 26-Tones | 0 | 5190 | 31.848 | 33.804 | Pass |
| 802.11ax HE40 26-Tones | 17 | 5230 | 31.342 | 40.609 | Pass |
| 802.11ax HE40 484-Tones | 65 | 5190 | 38.052 | 55.977 | Pass |
| 802.11ax HE40 484-Tones | 65 | 5230 | 38.117 | 68.910 | Pass |
| 802.11ax HE80 26-Tones | 36 | 5210 | 70.326 | 75.688 | Pass |
| 802.11ax HE80 26-Tones | 0 | 5210 | 77.705 | 82.221 | Pass |
| 802.11ax HE80 996-Tones | 67 | 5210 | 77.939 | 137.374 | Pass |

U-NII-2A

| Mode | RU Index | Carrier frequency (MHz) | 99% bandwidth (MHz) | Minimum 26 dB bandwidth (MHz) | Conclusion |
|-------------------------|----------|-------------------------|---------------------|-------------------------------|------------|
| 802.11ax HE20 26-Tones | 0 | 5260 | 16.288 | 17.722 | Pass |
| 802.11ax HE20 26-Tones | 4 | 5300 | 14.006 | 14.772 | Pass |
| 802.11ax HE20 26-Tones | 8 | 5320 | 17.351 | 18.918 | Pass |
| 802.11ax HE20 52-Tones | 37 | 5260 | 18.053 | 20.195 | Pass |
| 802.11ax HE20 52-Tones | 38 | 5300 | 16.185 | 18.883 | Pass |
| 802.11ax HE20 52-Tones | 40 | 5320 | 17.241 | 19.702 | Pass |
| 802.11ax HE20 106-Tones | 53 | 5260 | 15.418 | 22.187 | Pass |
| 802.11ax HE20 106-Tones | 53 | 5300 | 17.750 | 20.708 | Pass |
| 802.11ax HE20 106-Tones | 54 | 5320 | 14.748 | 19.175 | Pass |
| 802.11ax HE20 242-Tones | 61 | 5260 | 19.078 | 33.892 | Pass |
| 802.11ax HE20 242-Tones | 61 | 5300 | 19.089 | 24.758 | Pass |
| 802.11ax HE20 242-Tones | 61 | 5320 | 19.059 | 25.626 | Pass |
| 802.11ax HE40 26-Tones | 0 | 5270 | 32.156 | 33.806 | Pass |
| 802.11ax HE40 26-Tones | 17 | 5310 | 36.165 | 38.257 | Pass |
| 802.11ax HE40 484-Tones | 65 | 5270 | 38.100 | 55.057 | Pass |
| 802.11ax HE40 484-Tones | 65 | 5310 | 38.131 | 59.745 | Pass |
| 802.11ax HE80 26-Tones | 36 | 5290 | 69.631 | 74.021 | Pass |
| 802.11ax HE80 26-Tones | 0 | 5290 | 75.623 | 80.275 | Pass |
| 802.11ax HE80 996-Tones | 67 | 5290 | 78.004 | 90.460 | Pass |

U-NII-2C

| Mode | RU Index | Carrier frequency (MHz) | 99% bandwidth (MHz) | Minimum 26 dB bandwidth (MHz) | Conclusion |
|-------------------------|----------|-------------------------|---------------------|-------------------------------|------------|
| 802.11ax HE20 26-Tones | 0 | 5500 | 15.707 | 20.314 | Pass |
| 802.11ax HE20 26-Tones | 4 | 5600 | 14.560 | 15.119 | Pass |
| 802.11ax HE20 26-Tones | 8 | 5700 | 17.916 | 19.758 | Pass |
| 802.11ax HE20 52-Tones | 37 | 5500 | 18.095 | 20.113 | Pass |
| 802.11ax HE20 52-Tones | 38 | 5600 | 14.286 | 19.088 | Pass |
| 802.11ax HE20 52-Tones | 40 | 5700 | 18.129 | 19.666 | Pass |
| 802.11ax HE20 106-Tones | 53 | 5500 | 15.336 | 17.912 | Pass |
| 802.11ax HE20 106-Tones | 53 | 5600 | 18.126 | 20.586 | Pass |
| 802.11ax HE20 106-Tones | 54 | 5700 | 15.288 | 20.436 | Pass |
| 802.11ax HE20 242-Tones | 61 | 5500 | 19.085 | 22.789 | Pass |
| 802.11ax HE20 242-Tones | 61 | 5600 | 19.157 | 26.146 | Pass |
| 802.11ax HE20 242-Tones | 61 | 5700 | 19.077 | 24.117 | Pass |
| 802.11ax HE40 26-Tones | 0 | 5510 | 38.075 | 40.356 | Pass |
| 802.11ax HE40 26-Tones | 17 | 5670 | 38.390 | 40.441 | Pass |
| 802.11ax HE40 484-Tones | 65 | 5510 | 38.051 | 60.169 | Pass |
| 802.11ax HE40 484-Tones | 65 | 5590 | 38.240 | 69.353 | Pass |
| 802.11ax HE40 484-Tones | 65 | 5670 | 38.123 | 54.402 | Pass |
| 802.11ax HE80 26-Tones | 0 | 5530 | 78.138 | 83.056 | Pass |
| 802.11ax HE80 26-Tones | 36 | 5610 | 78.723 | 82.404 | Pass |
| 802.11ax HE80 996-Tones | 67 | 5530 | 77.922 | 108.892 | Pass |
| 802.11ax HE80 996-Tones | 67 | 5610 | 77.885 | 159.492 | Pass |

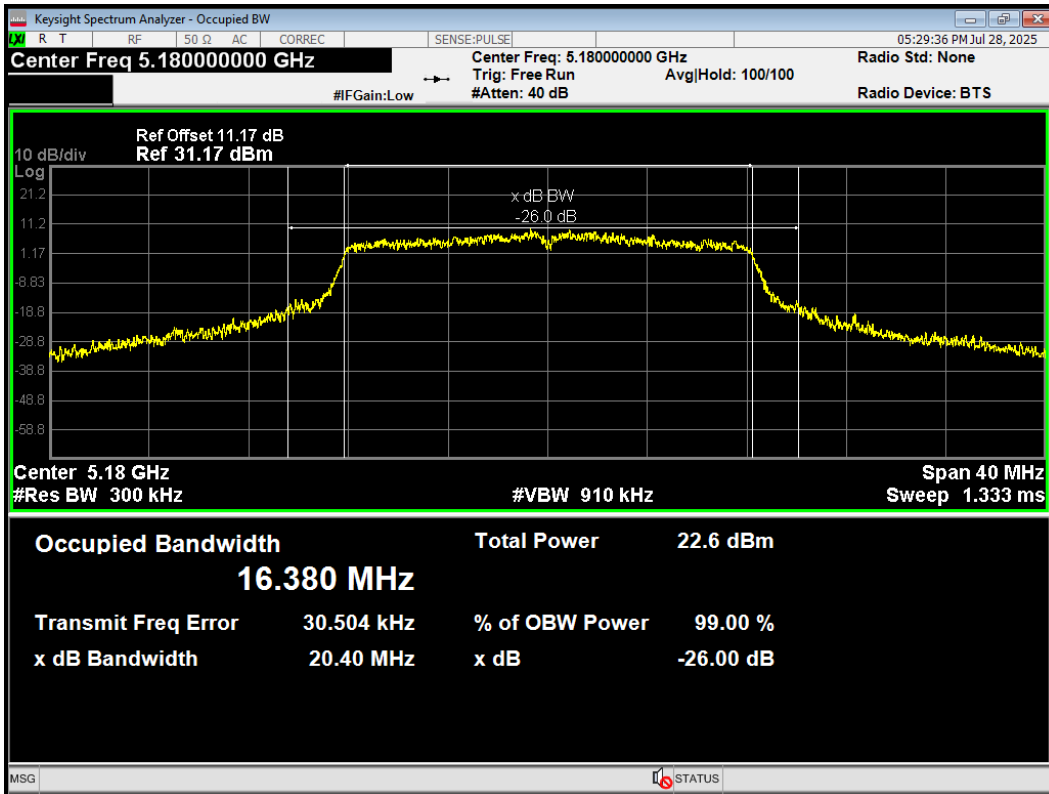
U-NII-3

| Mode | RU Index | Carrier frequency (MHz) | 99% bandwidth (MHz) | Minimum 6 dB bandwidth (MHz) | Limit (kHz) | Conclusion |
|-------------------------|----------|-------------------------|---------------------|------------------------------|-------------|------------|
| 802.11ax HE20 26-Tones | 0 | 5745 | 18.436 | 2.089 | 500 | Pass |
| 802.11ax HE20 26-Tones | 4 | 5785 | 14.960 | 2.612 | 500 | Pass |
| 802.11ax HE20 26-Tones | 8 | 5825 | 16.360 | 2.057 | 500 | Pass |
| 802.11ax HE20 52-Tones | 37 | 5745 | 14.953 | 4.052 | 500 | Pass |
| 802.11ax HE20 52-Tones | 38 | 5785 | 17.000 | 4.044 | 500 | Pass |
| 802.11ax HE20 52-Tones | 40 | 5825 | 17.183 | 4.073 | 500 | Pass |
| 802.11ax HE20 106-Tones | 53 | 5745 | 18.259 | 15.135 | 500 | Pass |
| 802.11ax HE20 106-Tones | 53 | 5785 | 17.147 | 8.285 | 500 | Pass |
| 802.11ax HE20 106-Tones | 54 | 5825 | 17.333 | 8.270 | 500 | Pass |
| 802.11ax HE20 242-Tones | 61 | 5745 | 19.087 | 19.054 | 500 | Pass |
| 802.11ax HE20 242-Tones | 61 | 5785 | 19.151 | 19.204 | 500 | Pass |
| 802.11ax HE20 242-Tones | 61 | 5825 | 19.067 | 19.148 | 500 | Pass |
| 802.11ax HE40 26-Tones | 0 | 5755 | 38.132 | 2.359 | 500 | Pass |
| 802.11ax HE40 26-Tones | 17 | 5795 | 37.572 | 2.221 | 500 | Pass |
| 802.11ax HE40 484-Tones | 65 | 5755 | 38.112 | 38.173 | 500 | Pass |
| 802.11ax HE40 484-Tones | 65 | 5795 | 38.176 | 38.246 | 500 | Pass |
| 802.11ax HE80 26-Tones | 0 | 5775 | 78.338 | 2.251 | 500 | Pass |
| 802.11ax HE80 26-Tones | 36 | 5775 | 72.979 | 2.388 | 500 | Pass |
| 802.11ax HE80 996-Tones | 67 | 5775 | 78.267 | 77.855 | 500 | Pass |

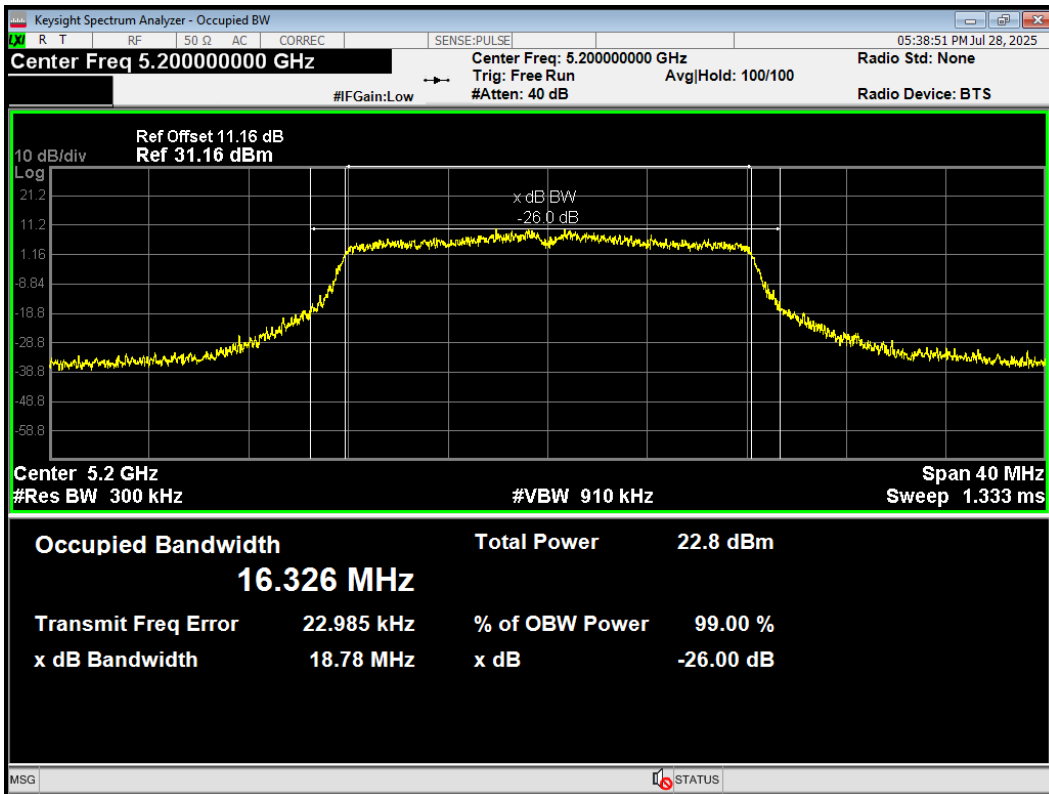
Antenna 1

U-NII-1

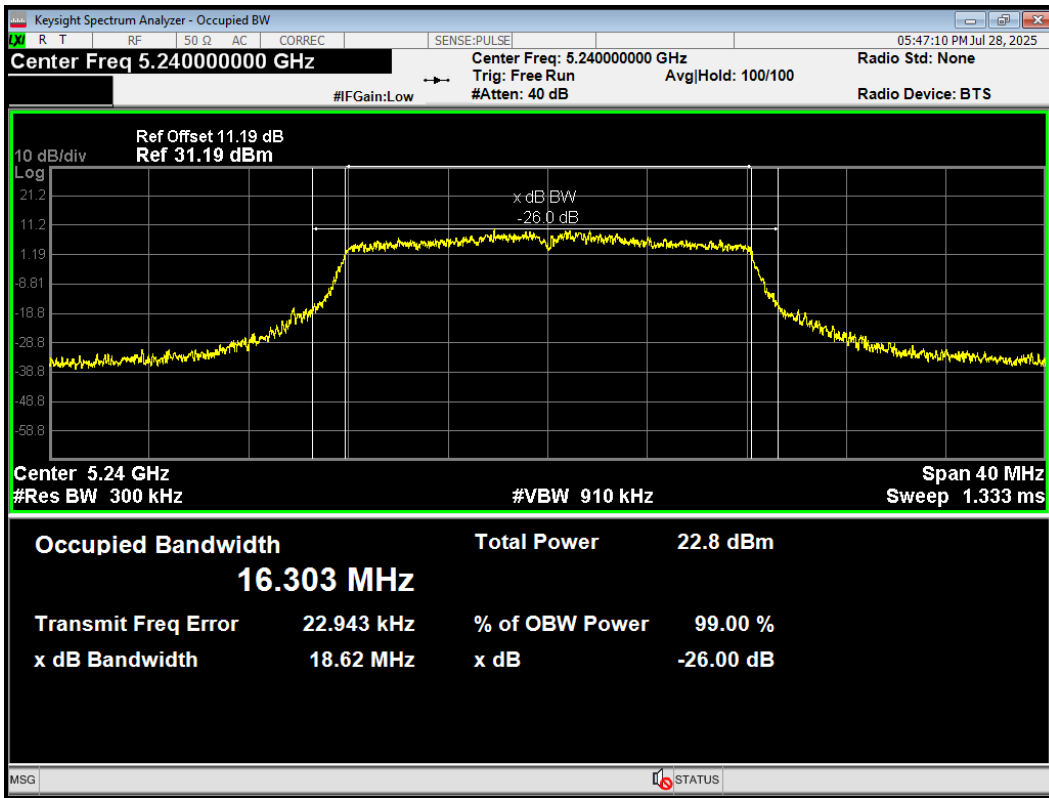
OBW 802.11a 5180MHz



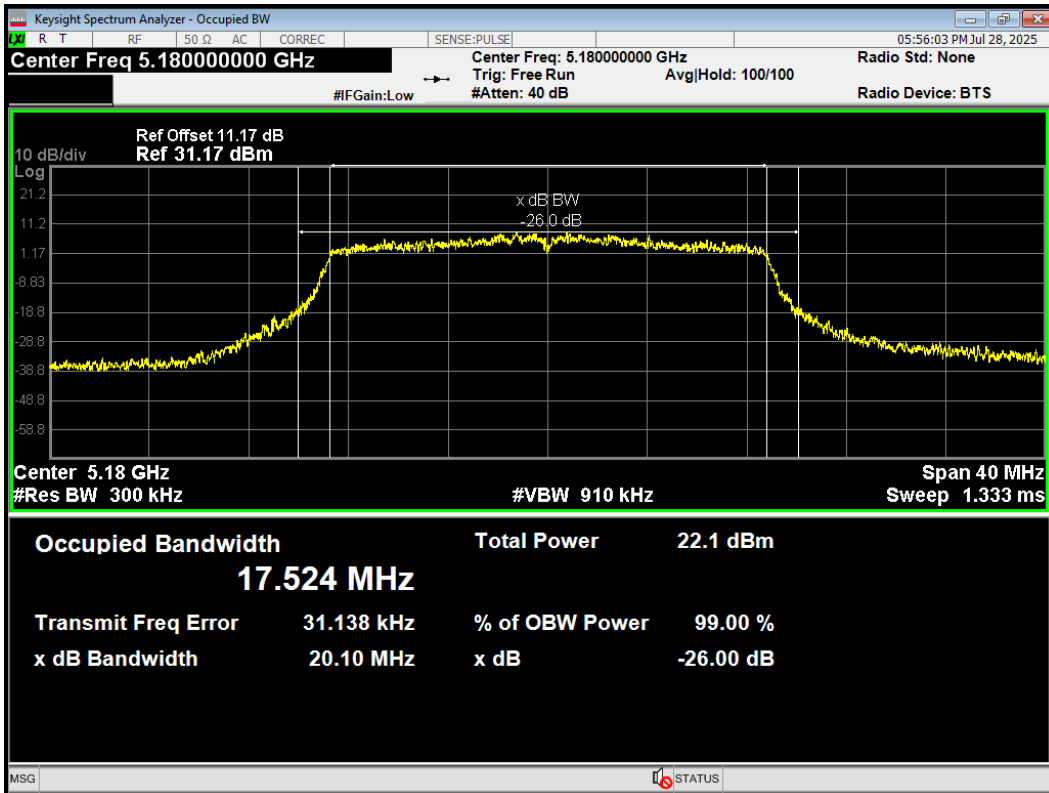
OBW 802.11a 5200MHz



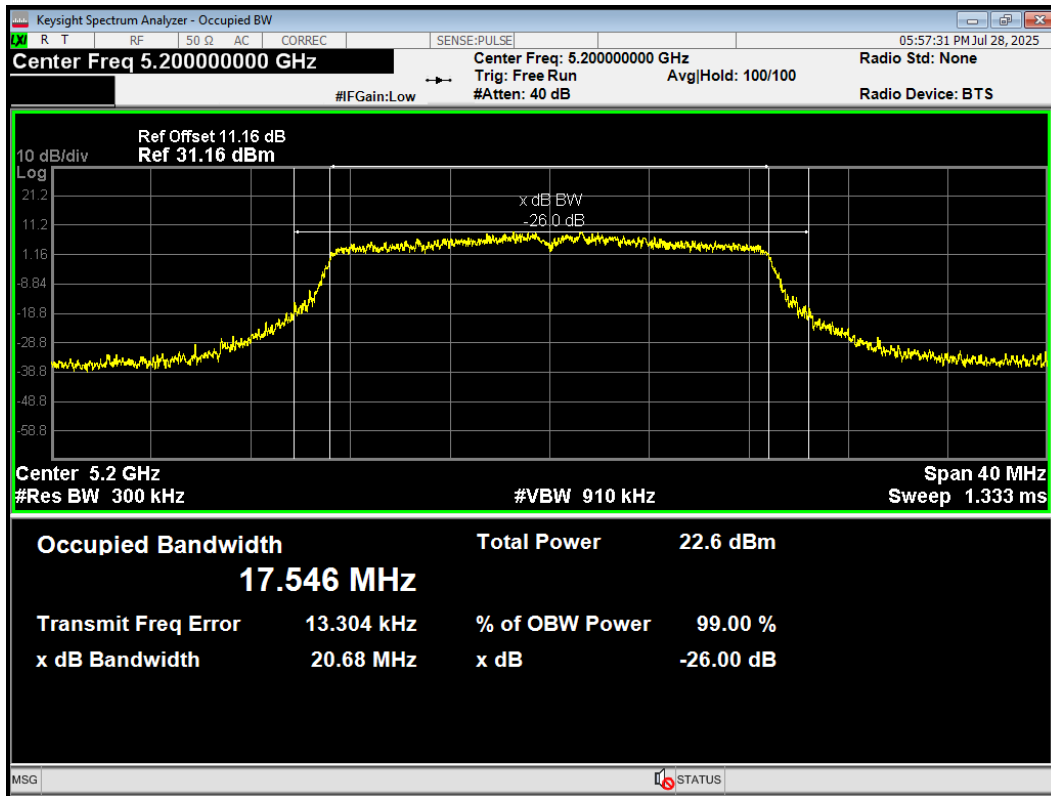
OBW 802.11a 5240MHz



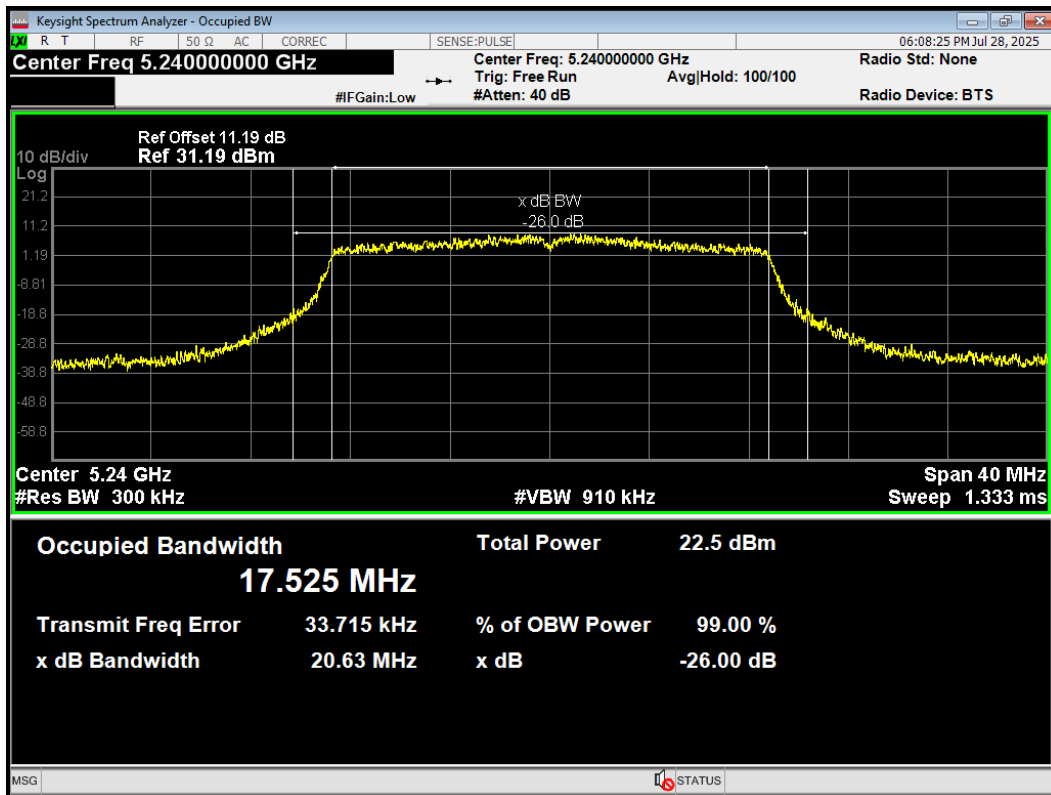
OBW 802.11ac(VHT20) 5180MHz



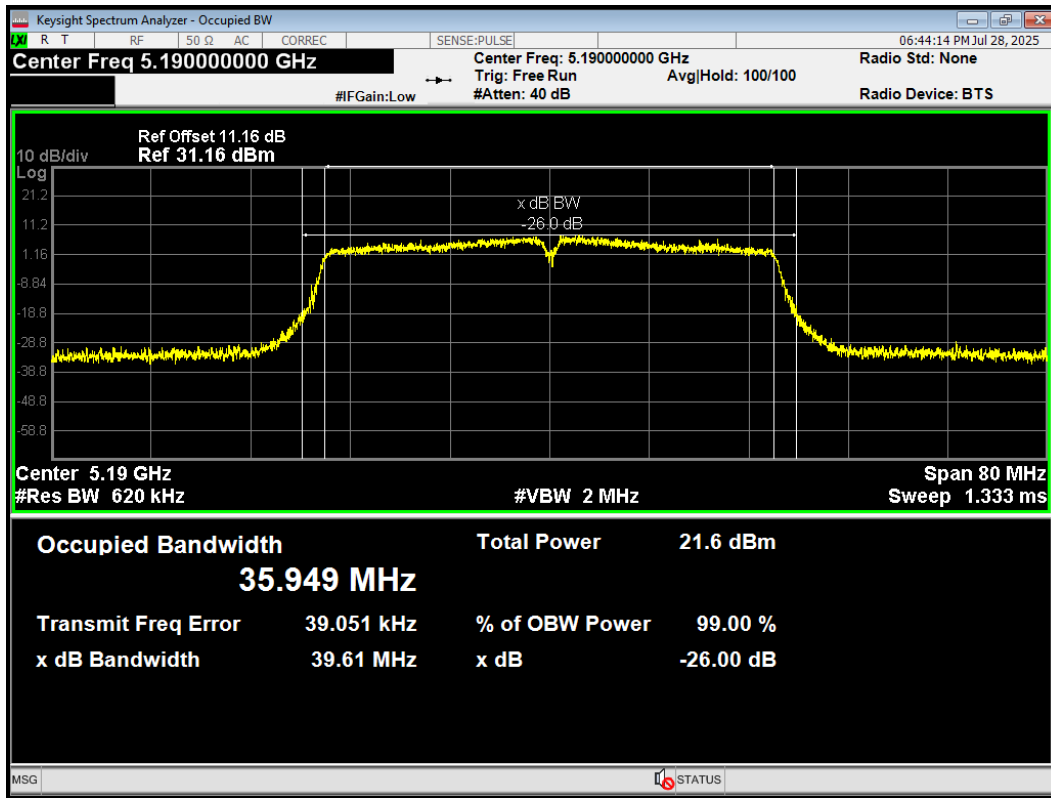
OBW 802.11ac(VHT20) 5200MHz



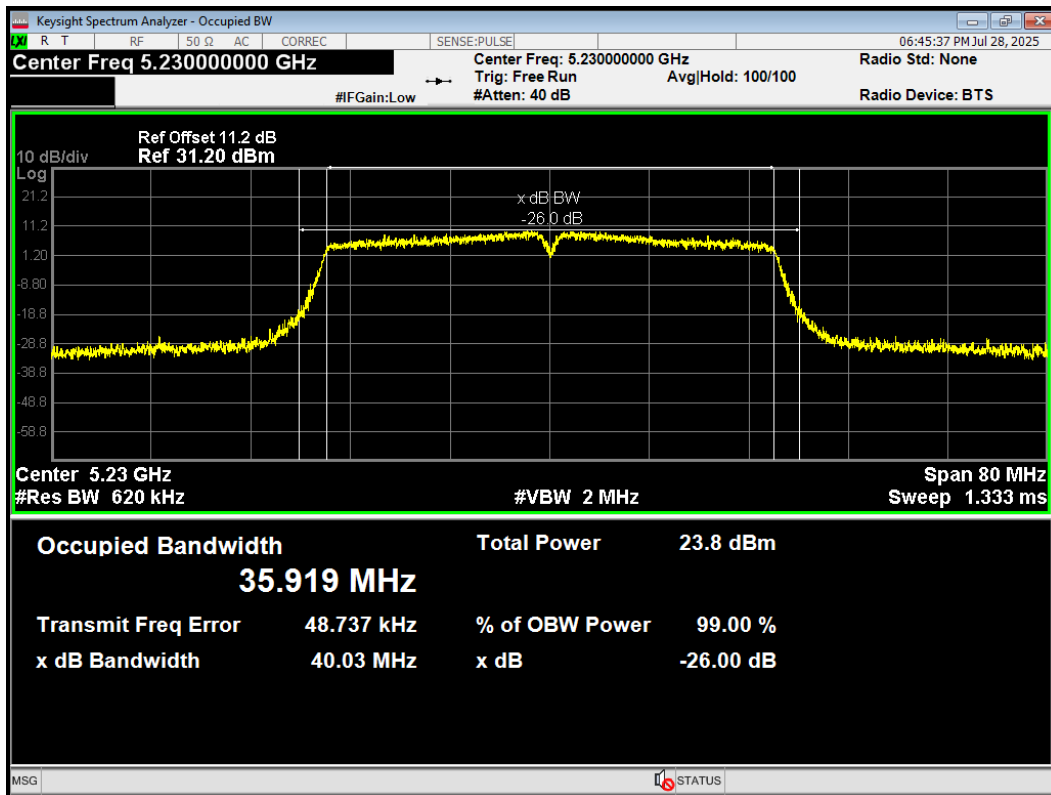
OBW 802.11ac(VHT20) 5240MHz



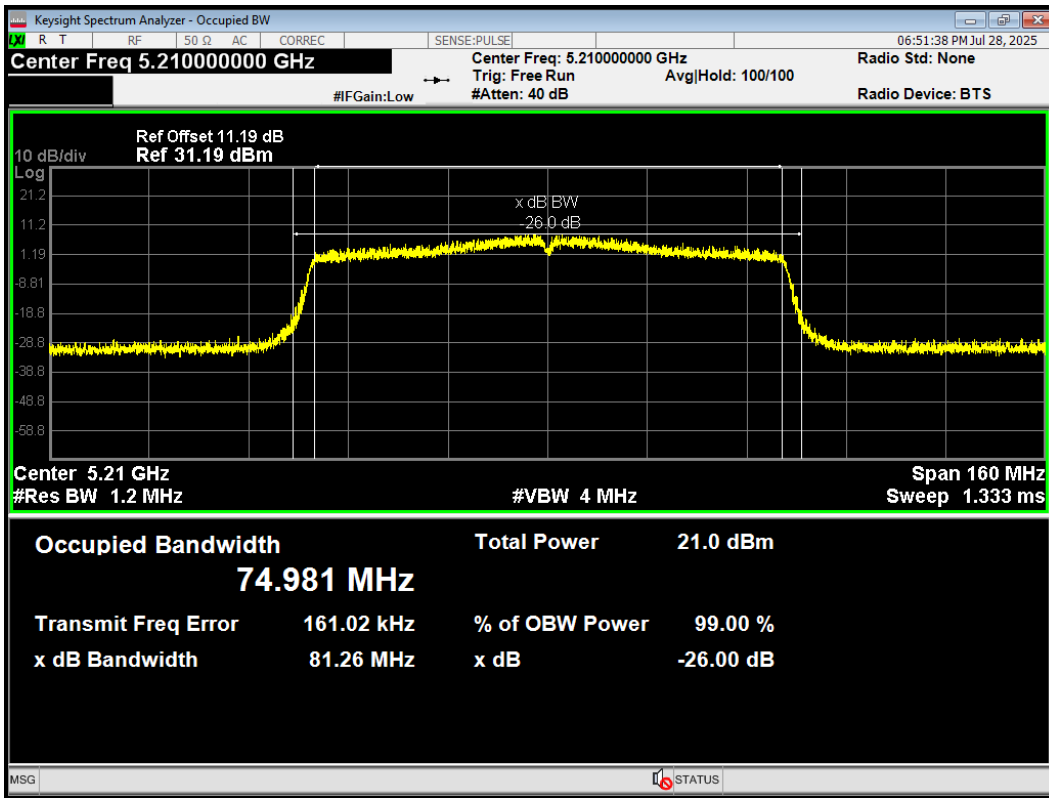
OBW 802.11ac(VHT40) 5190MHz



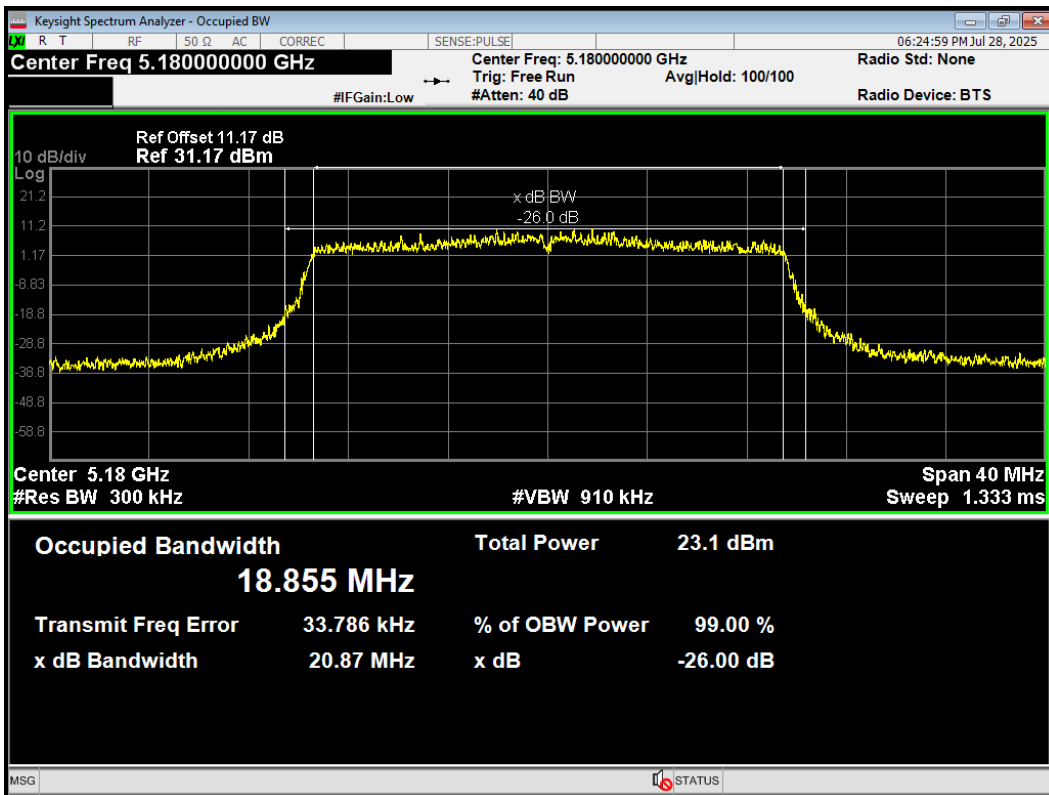
OBW 802.11ac(VHT40) 5230MHz



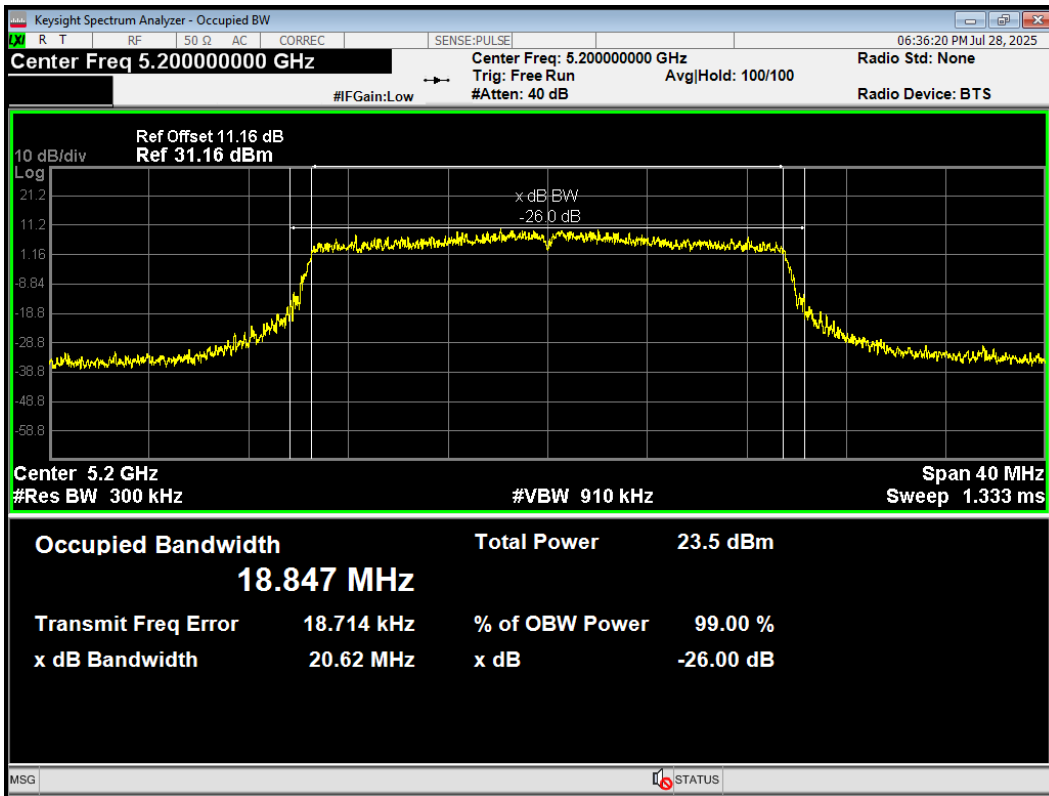
OBW 802.11ac(VHT80) 5210MHz



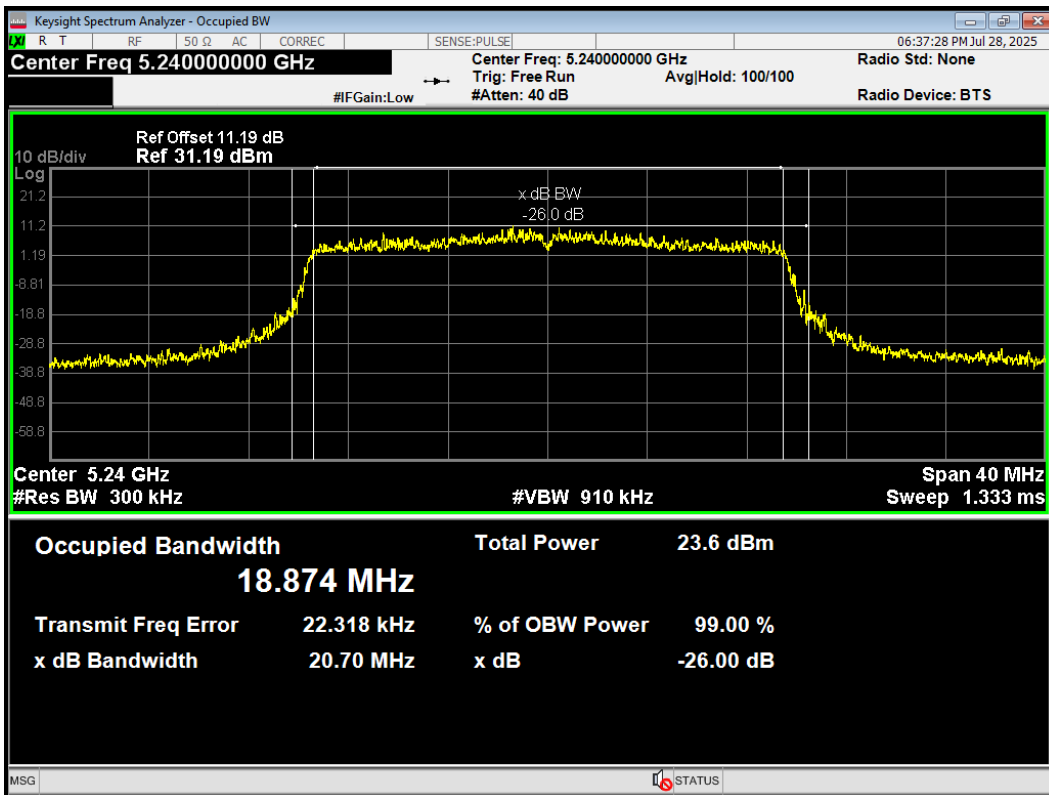
OBW 802.11ax(HE20) 5180MHz



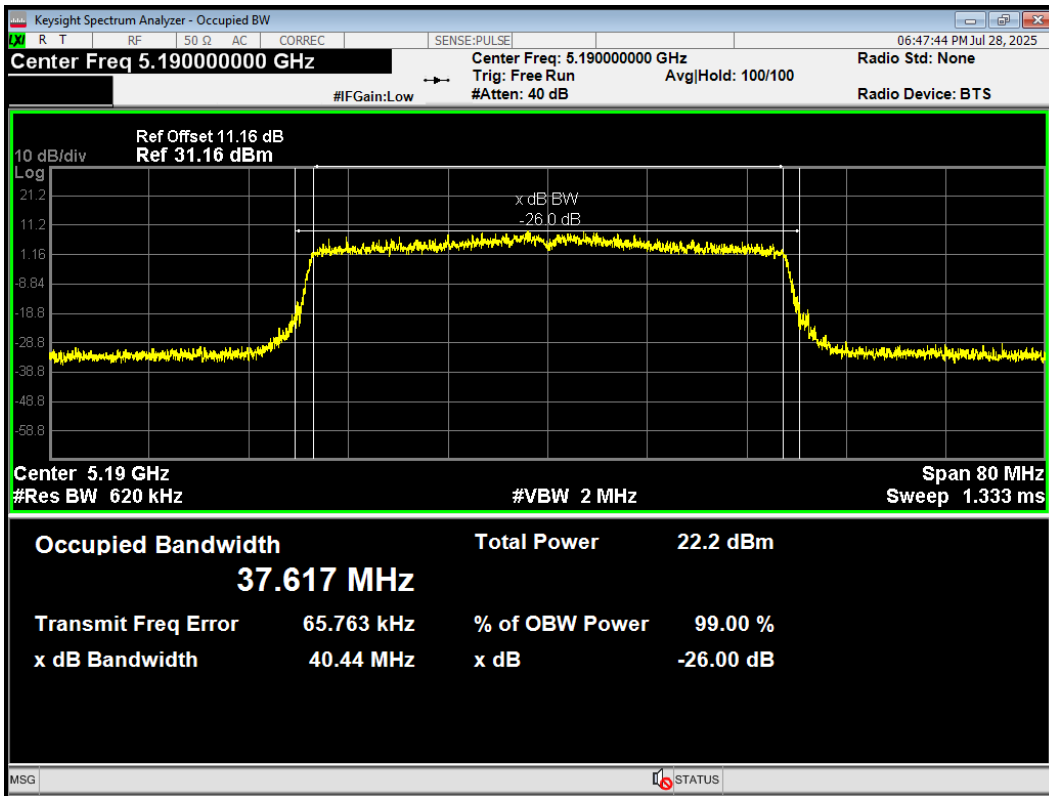
OBW 802.11ax(HE20) 5200MHz



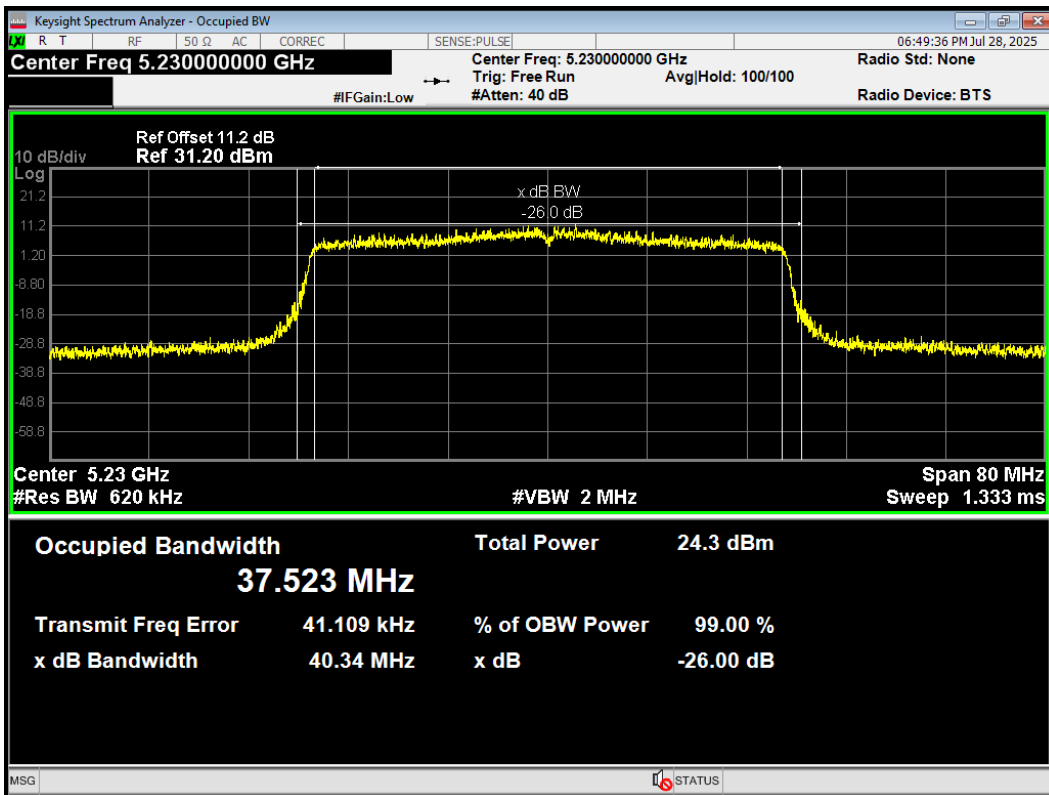
OBW 802.11ax(HE20) 5240MHz



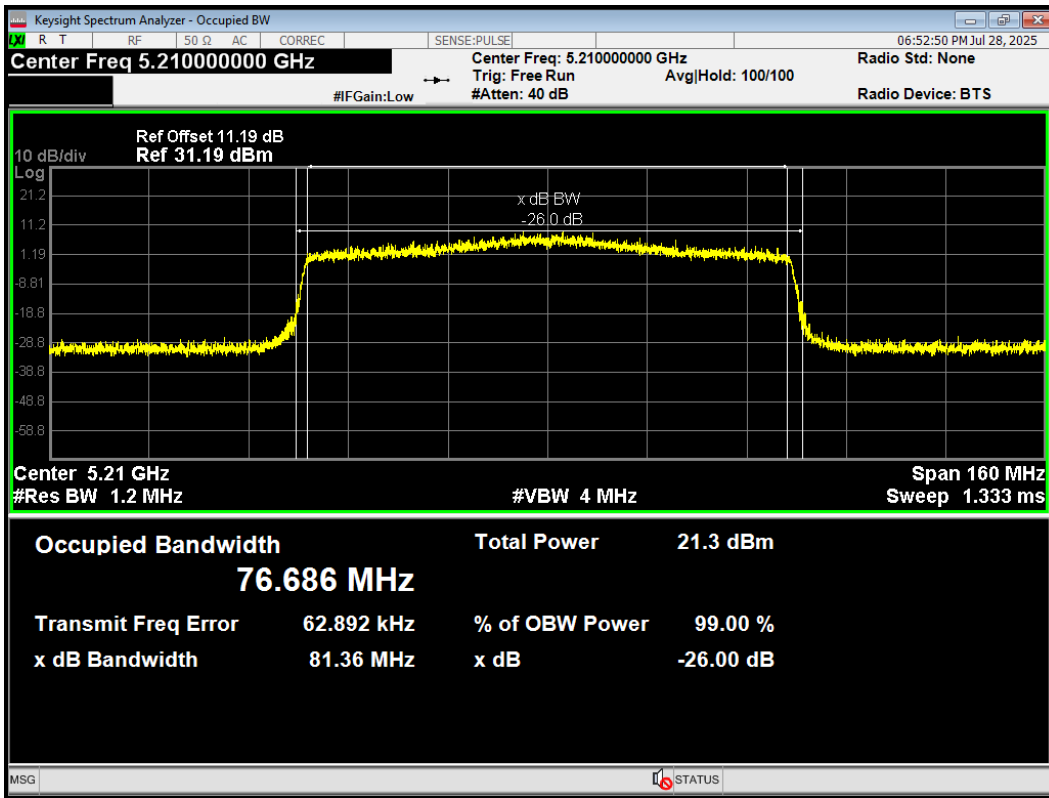
OBW 802.11ax(HE40) 5190MHz



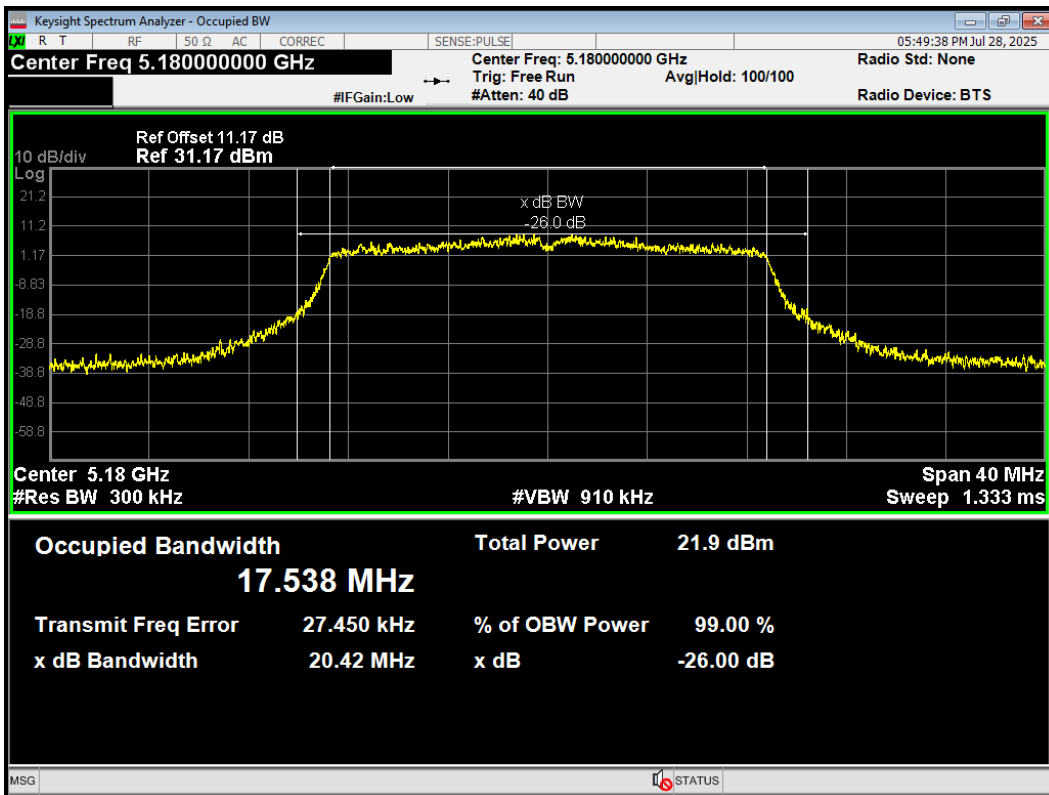
OBW 802.11ax(HE40) 5230MHz



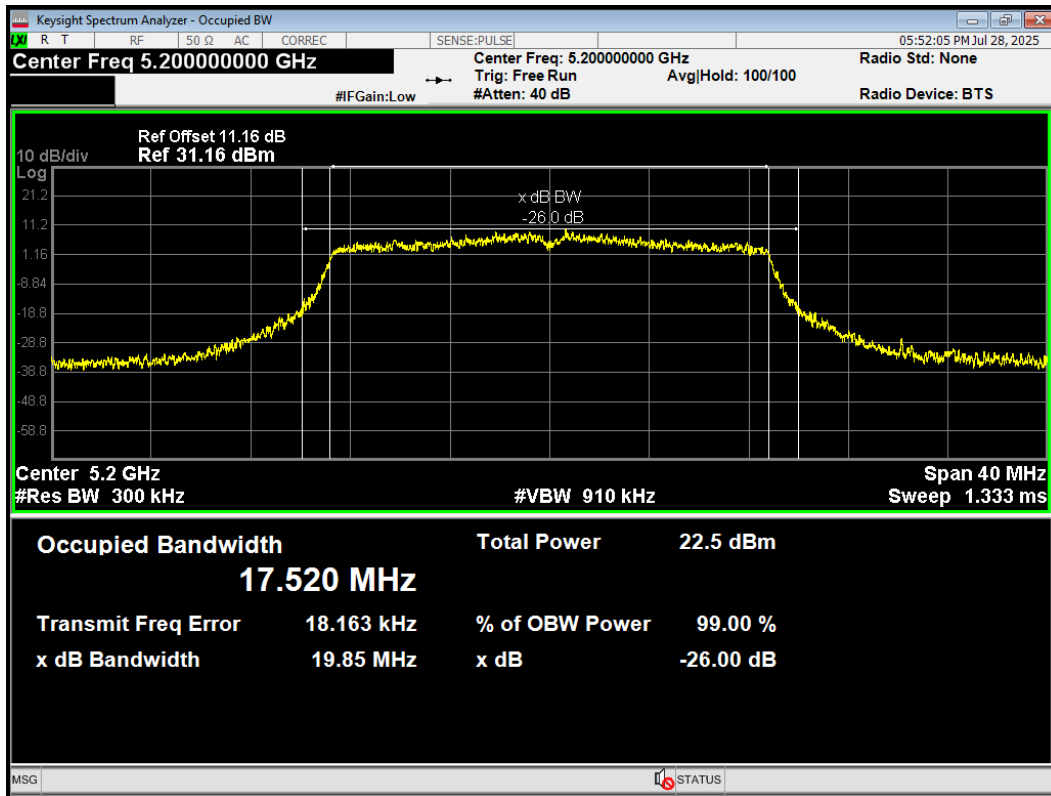
OBW 802.11ax(HE80) 5210MHz



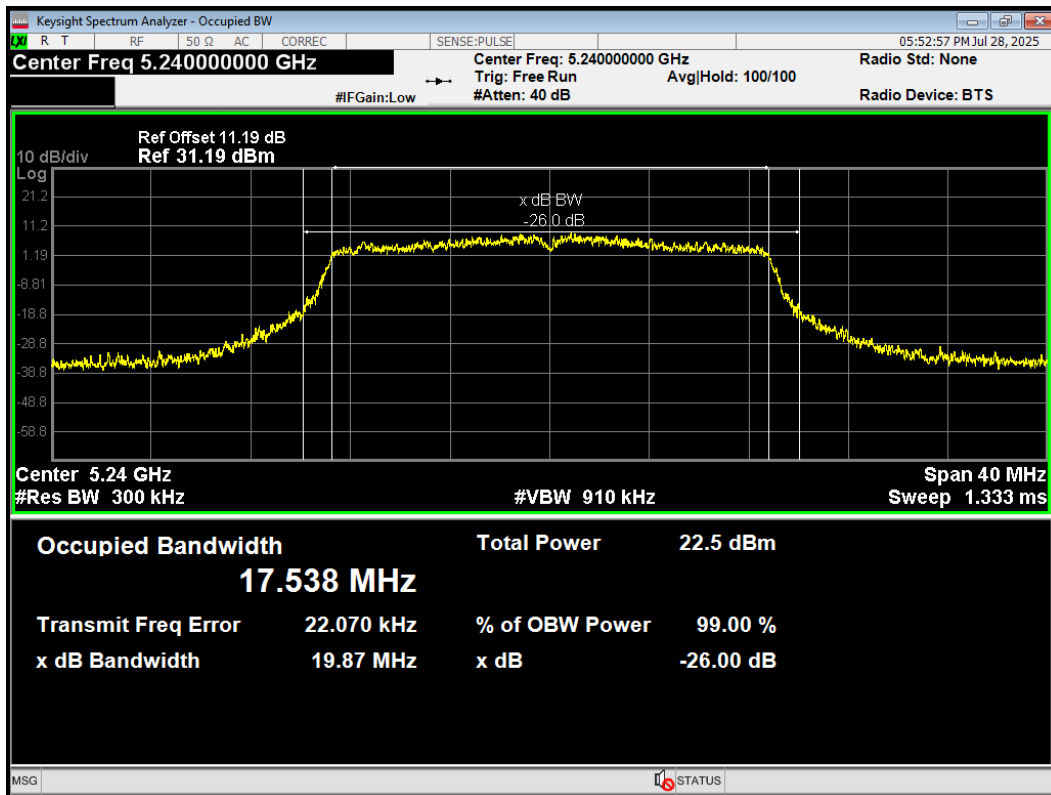
OBW 802.11n(HT20) 5180MHz



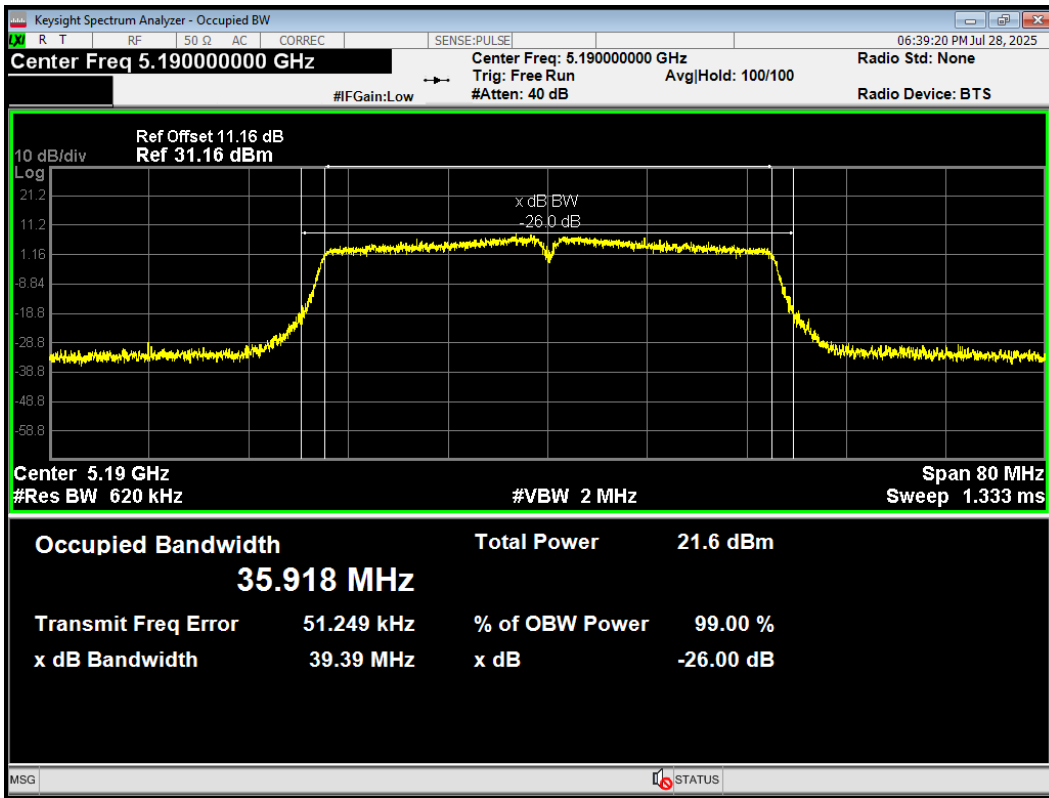
OBW 802.11n(HT20) 5200MHz



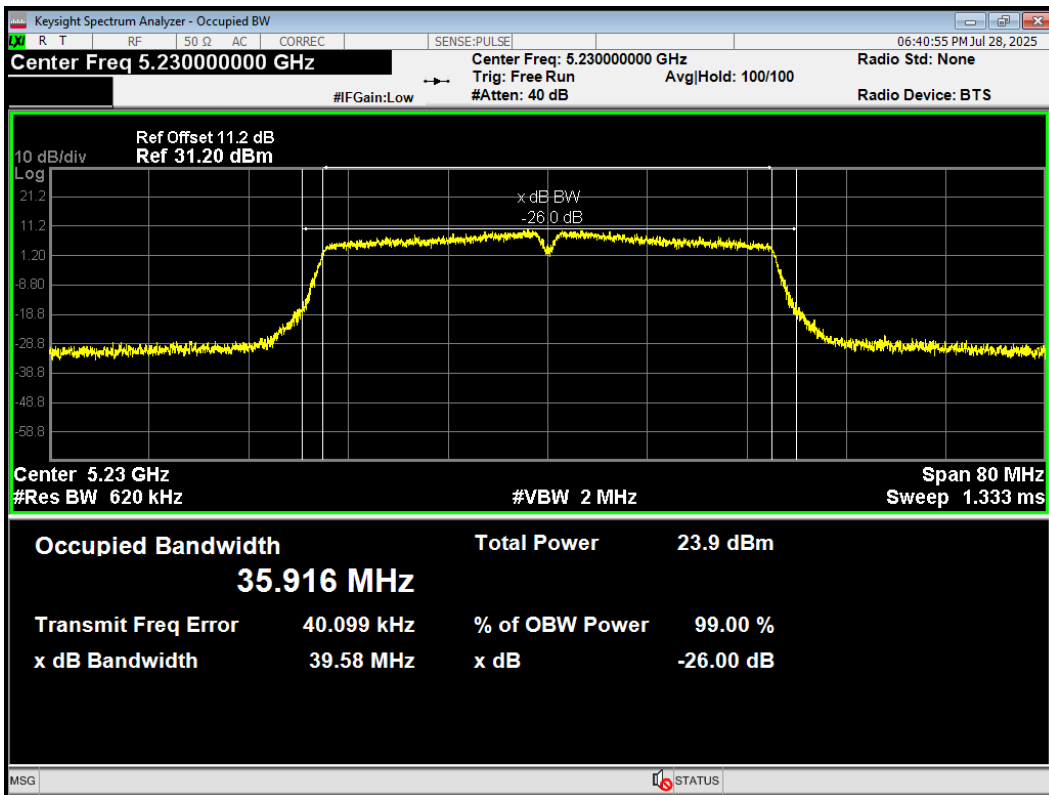
OBW 802.11n(HT20) 5240MHz



OBW 802.11n(HT40) 5190MHz

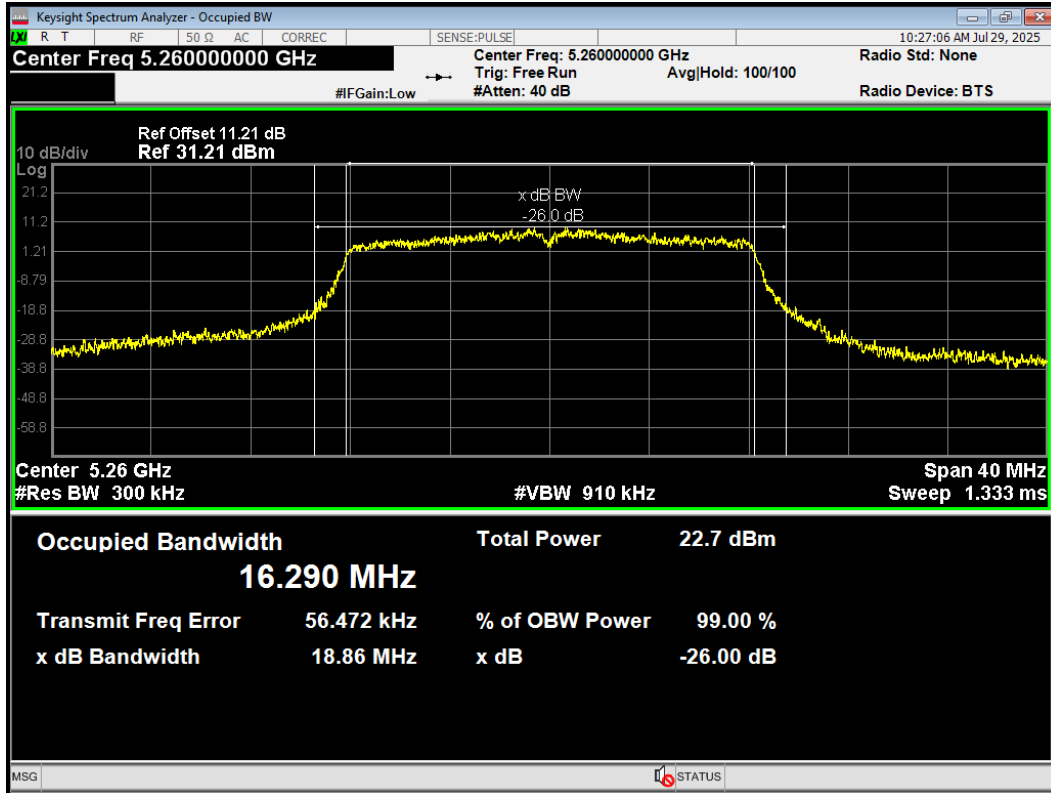


OBW 802.11n(HT40) 5230MHz

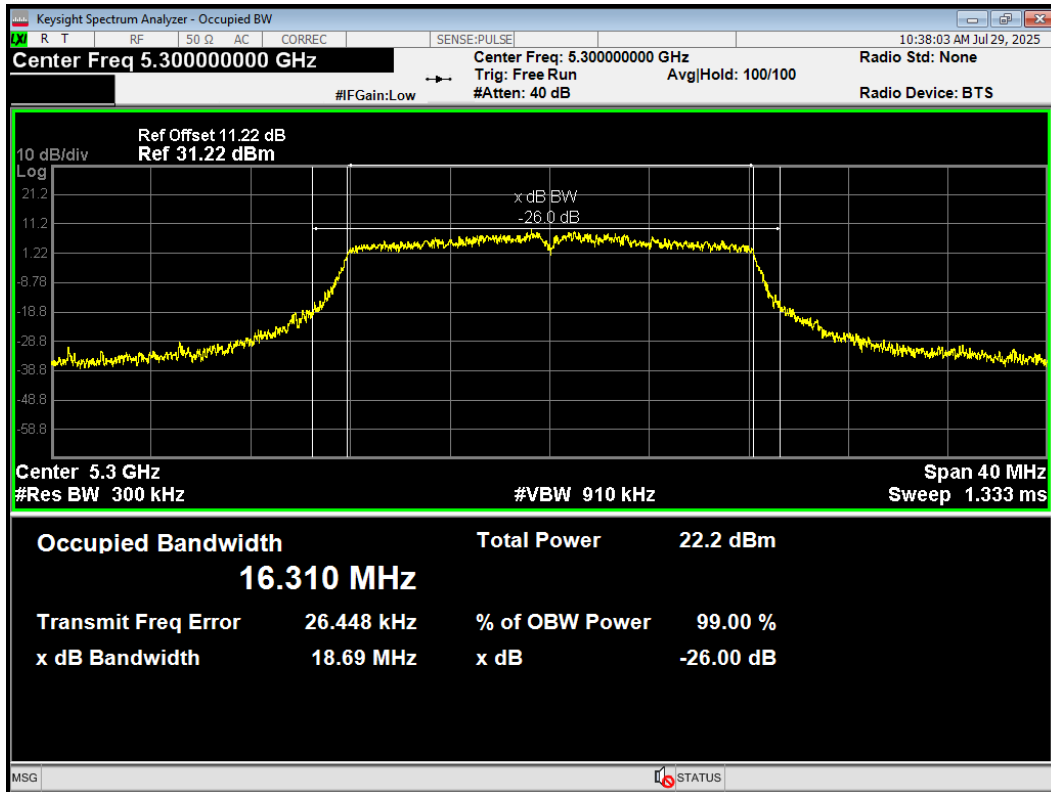


U-NII-2A

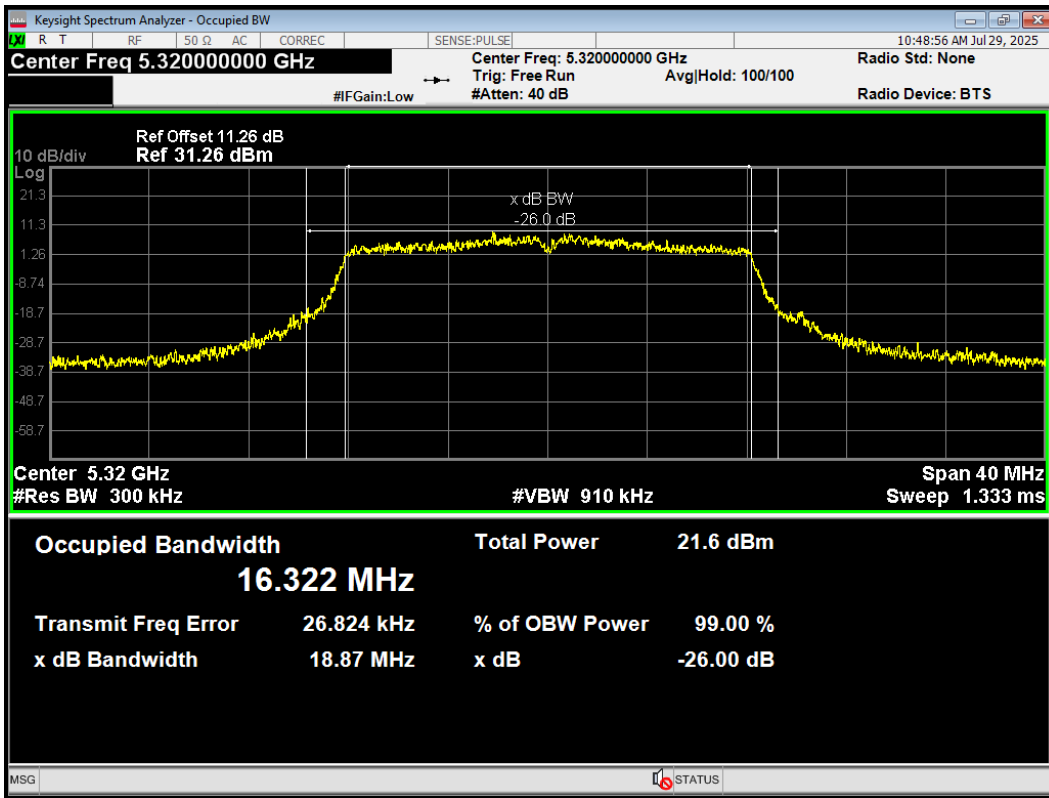
OBW 802.11a 5260MHz



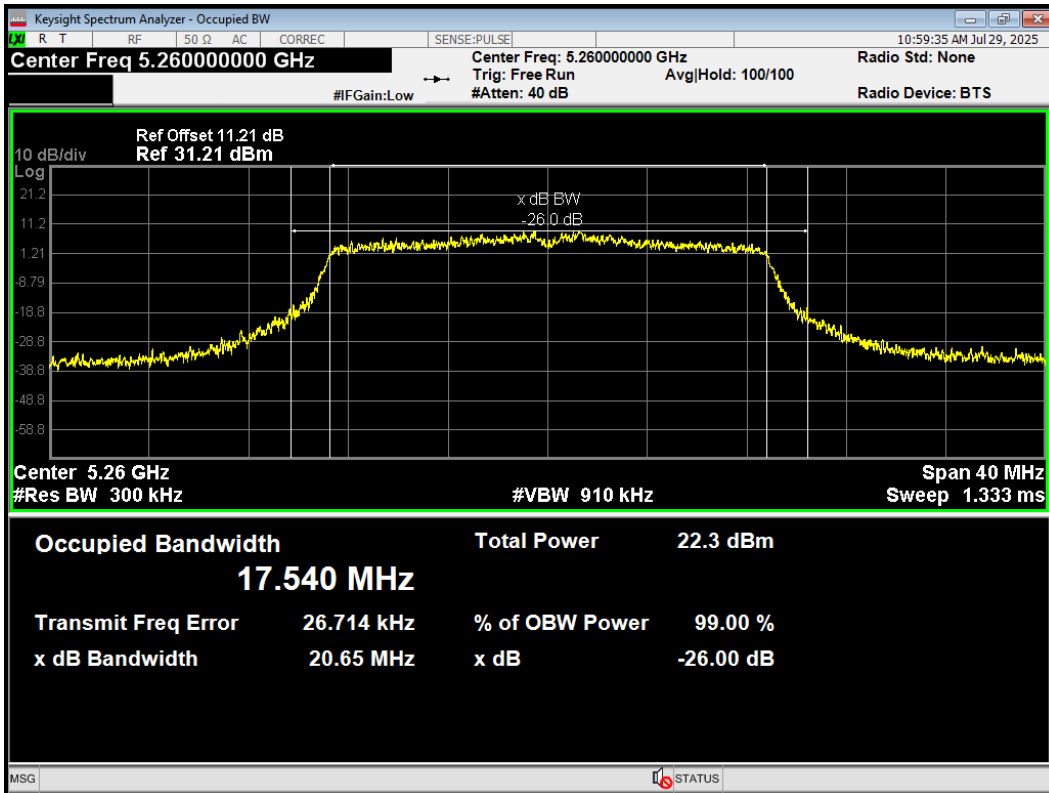
OBW 802.11a 5300MHz



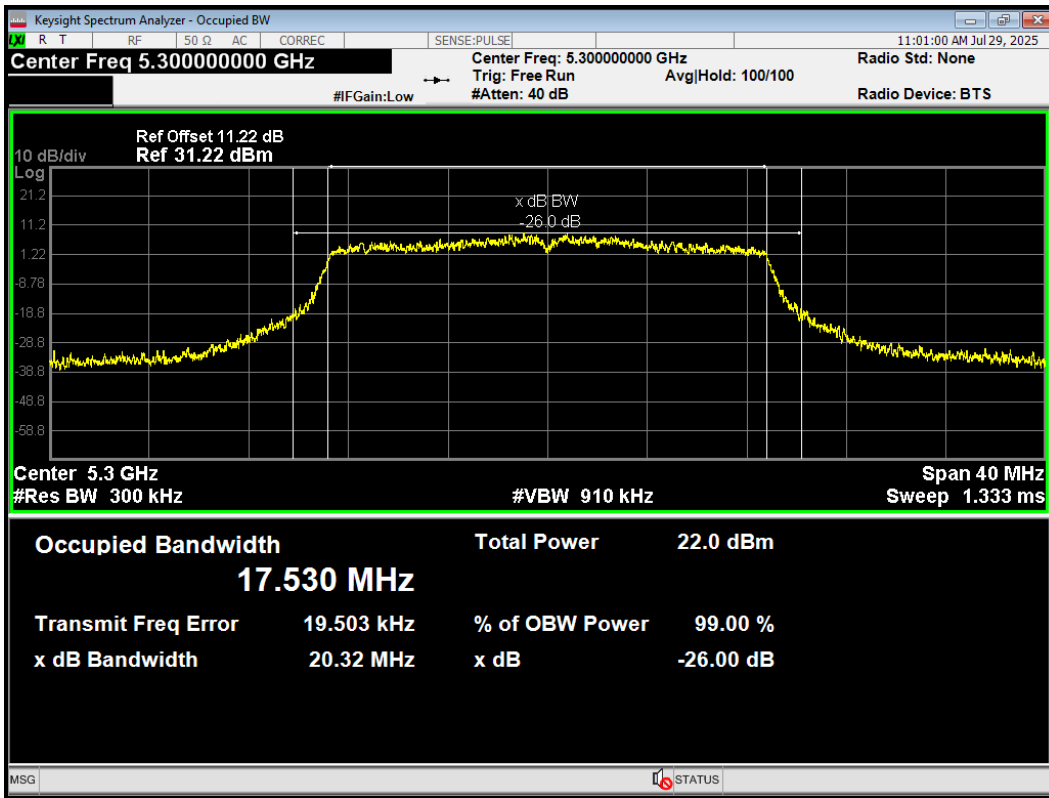
OBW 802.11a 5320MHz



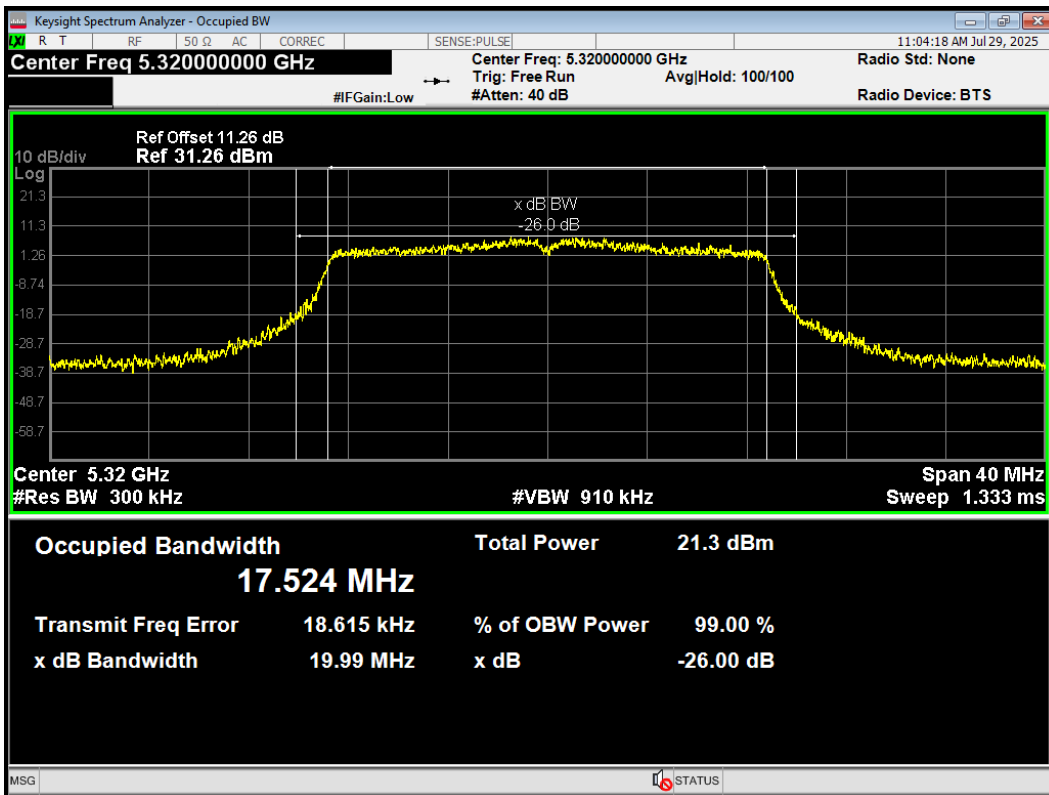
OBW 802.11ac(VHT20) 5260MHz



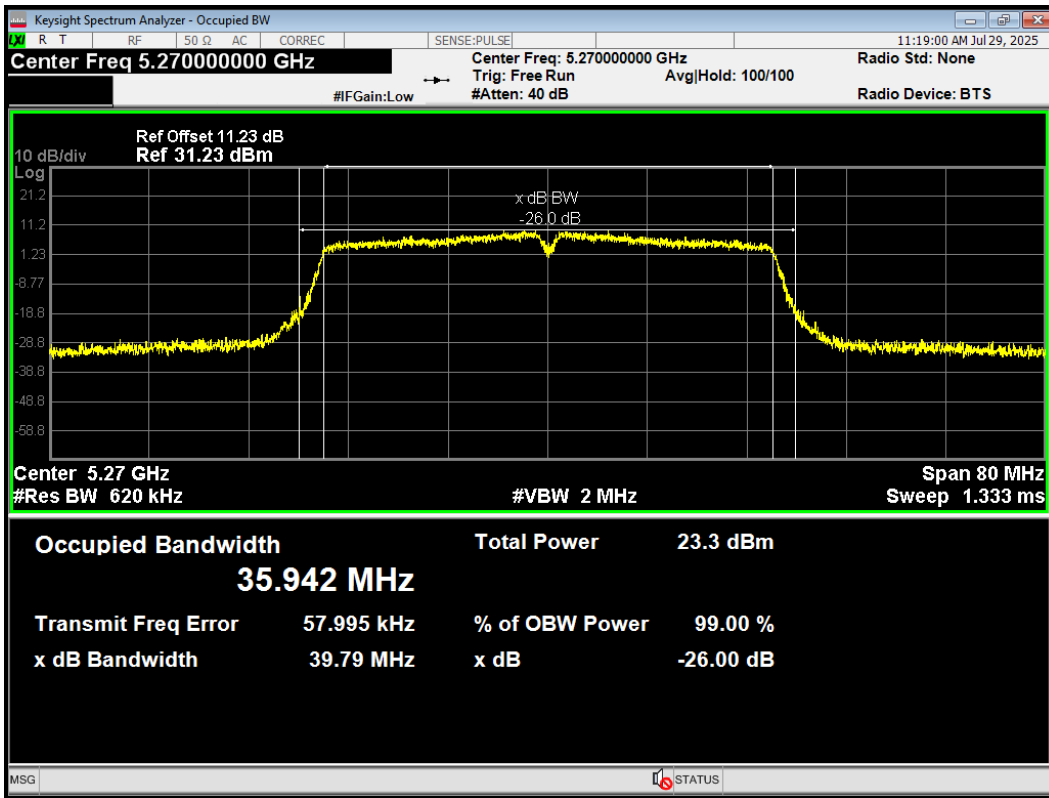
OBW 802.11ac(VHT20) 5300MHz



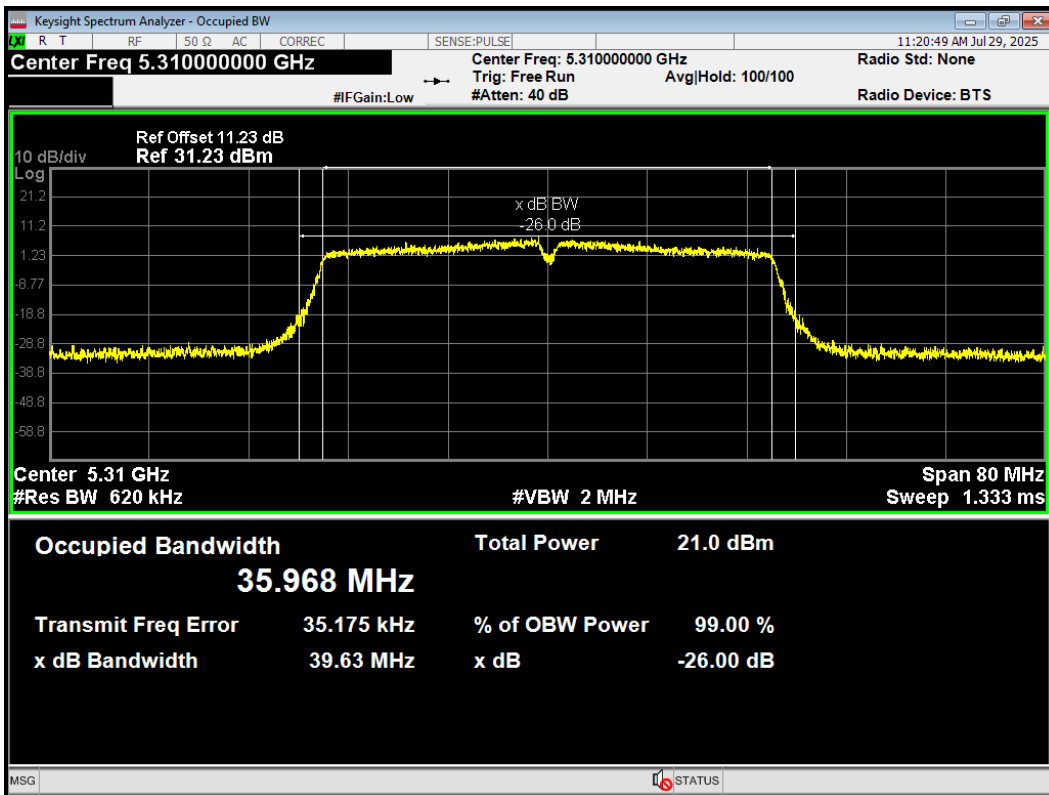
OBW 802.11ac(VHT20) 5320MHz



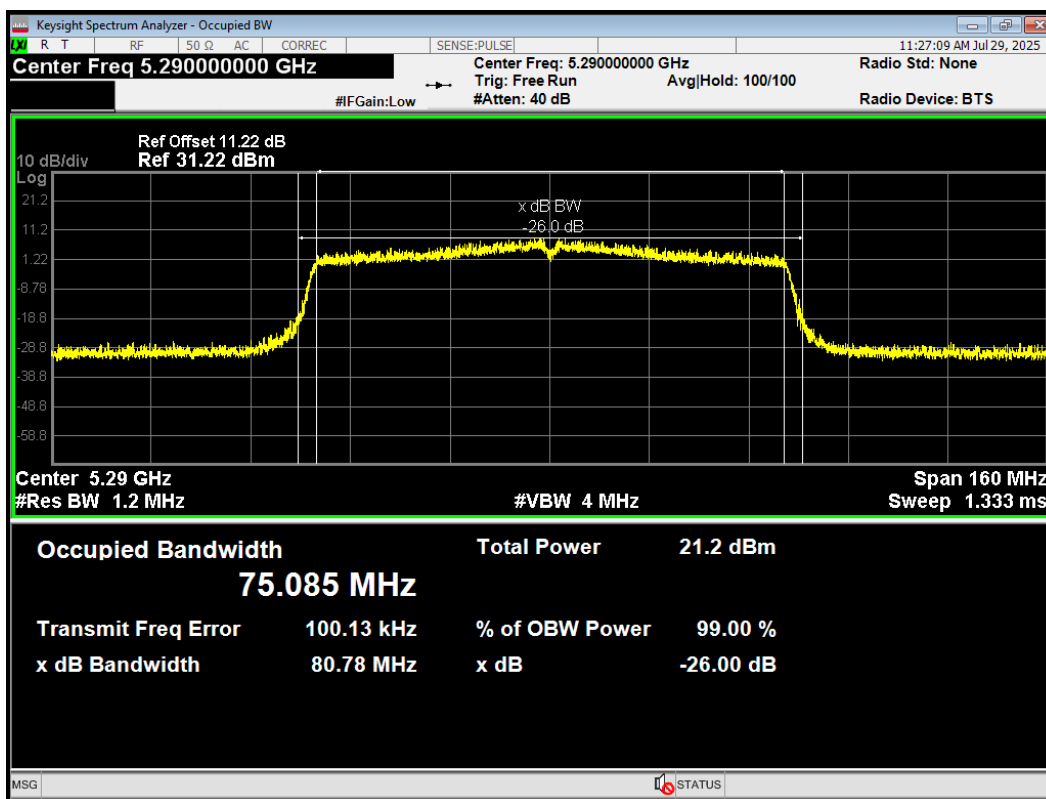
OBW 802.11ac(VHT40) 5270MHz



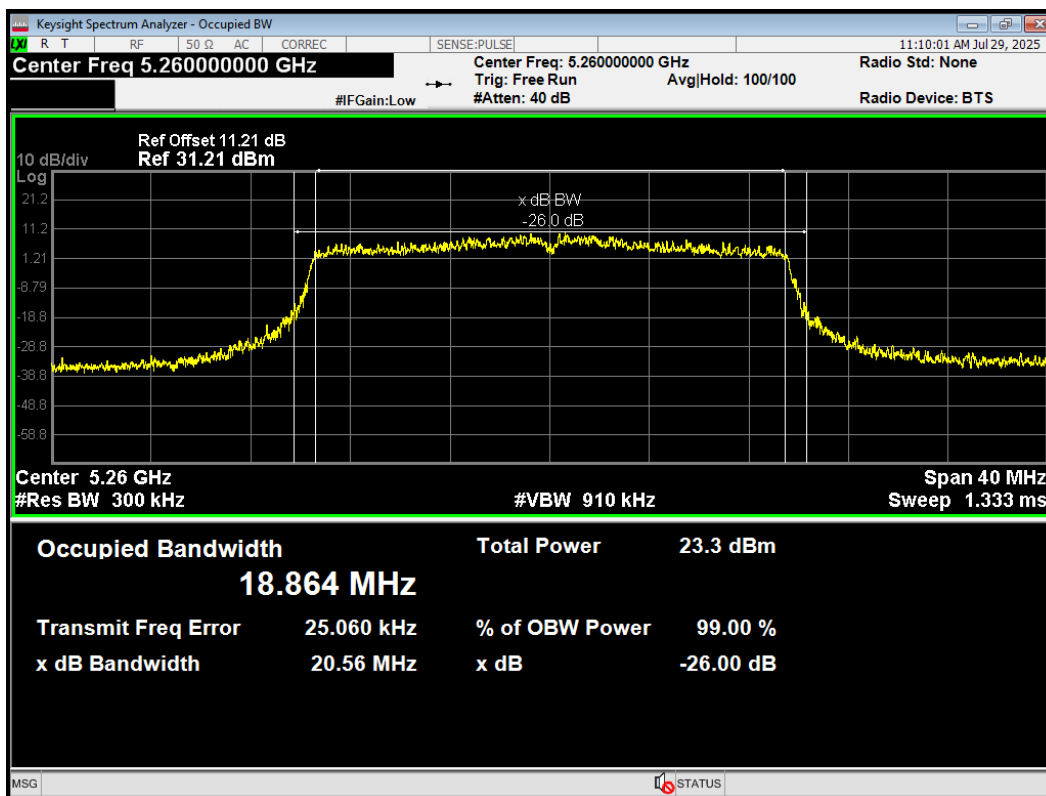
OBW 802.11ac(VHT40) 5310MHz



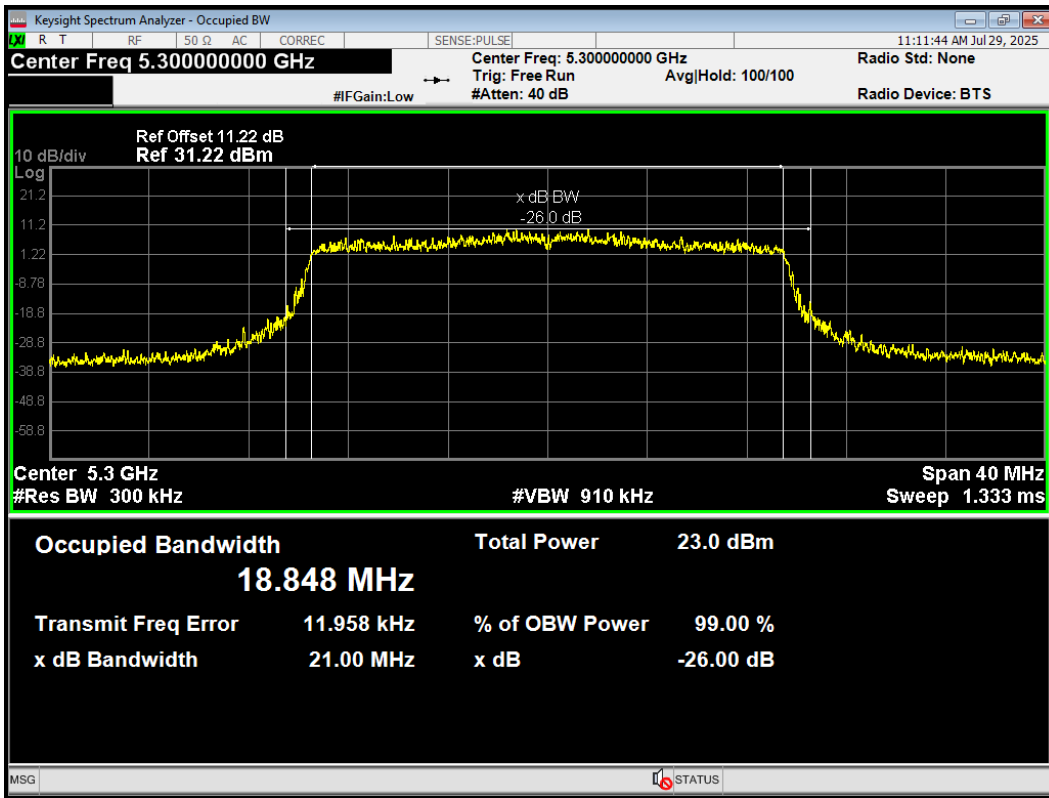
OBW 802.11ac(VHT80) 5290MHz



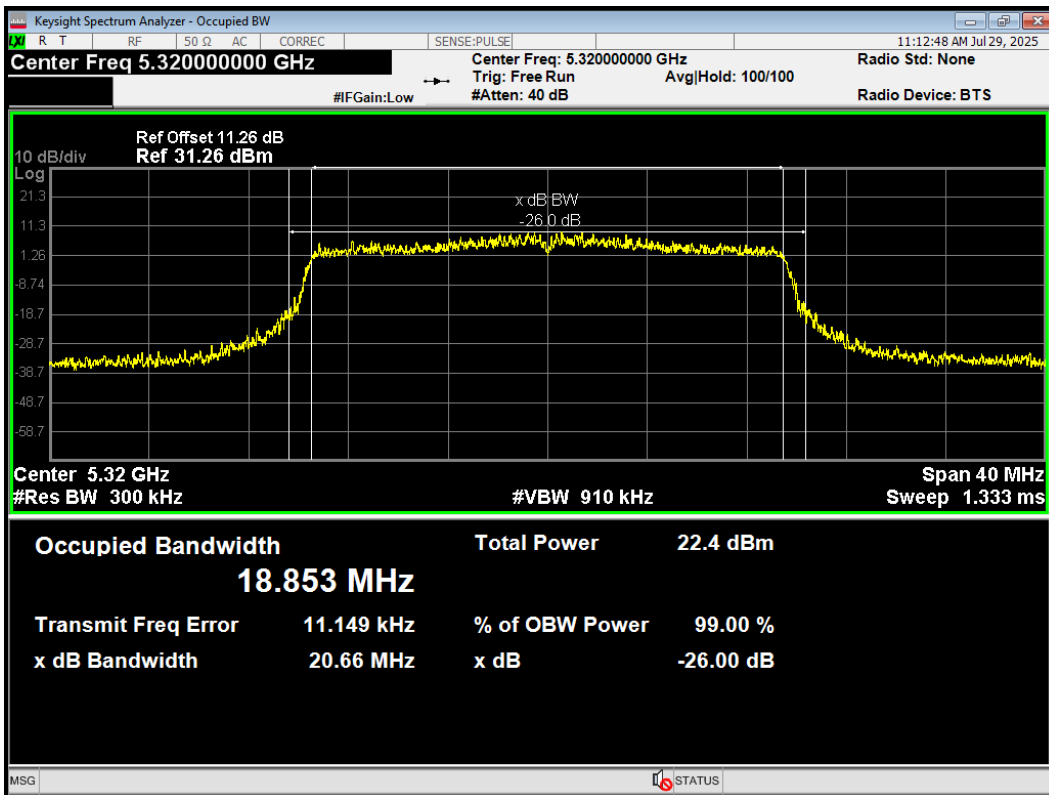
OBW 802.11ax(HE20) 5260MHz



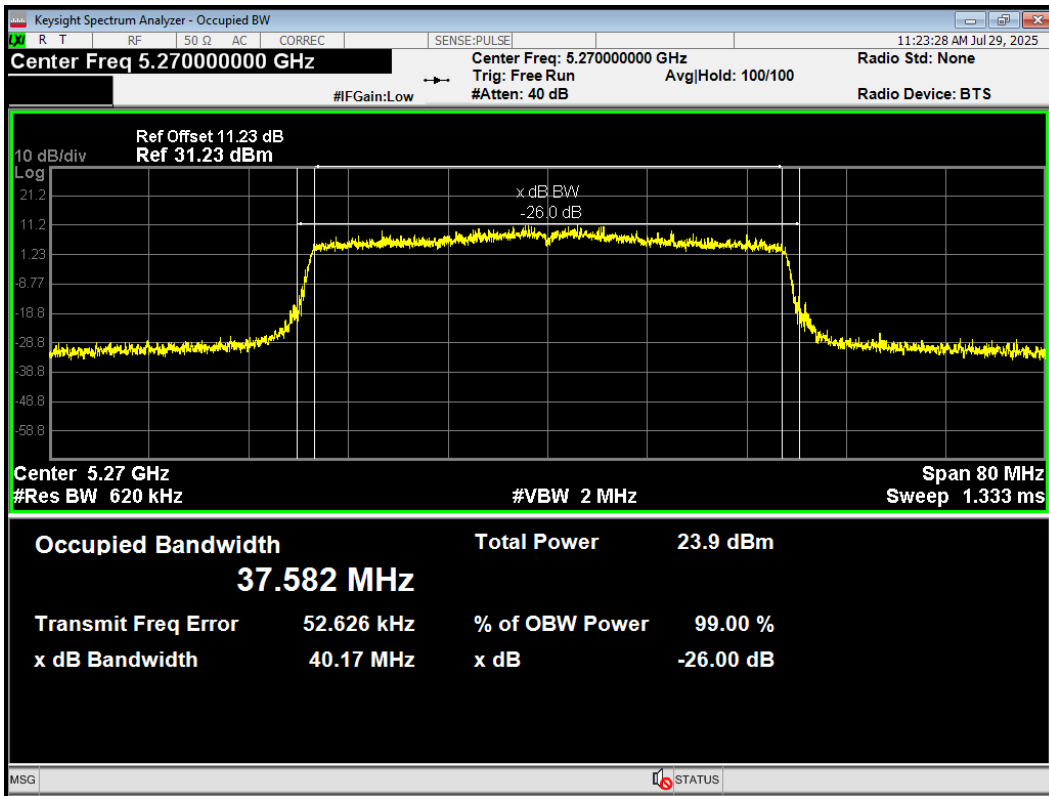
OBW 802.11ax(HE20) 5300MHz



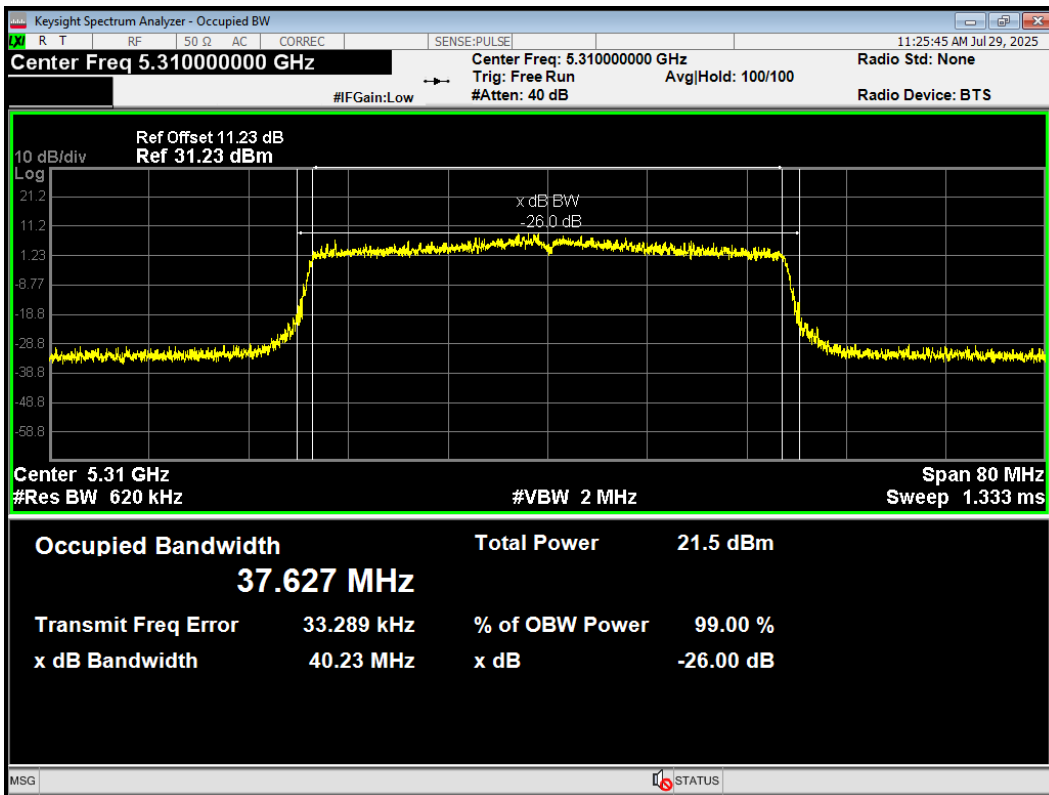
OBW 802.11ax(HE20) 5320MHz



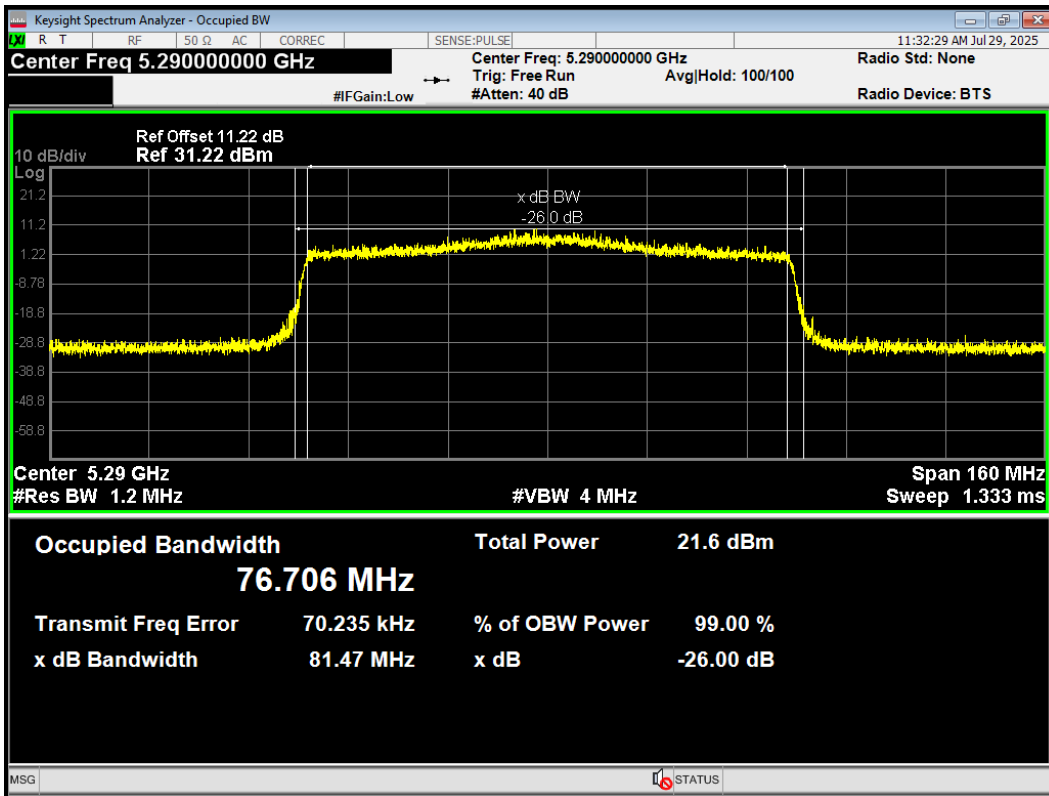
OBW 802.11ax(HE40) 5270MHz



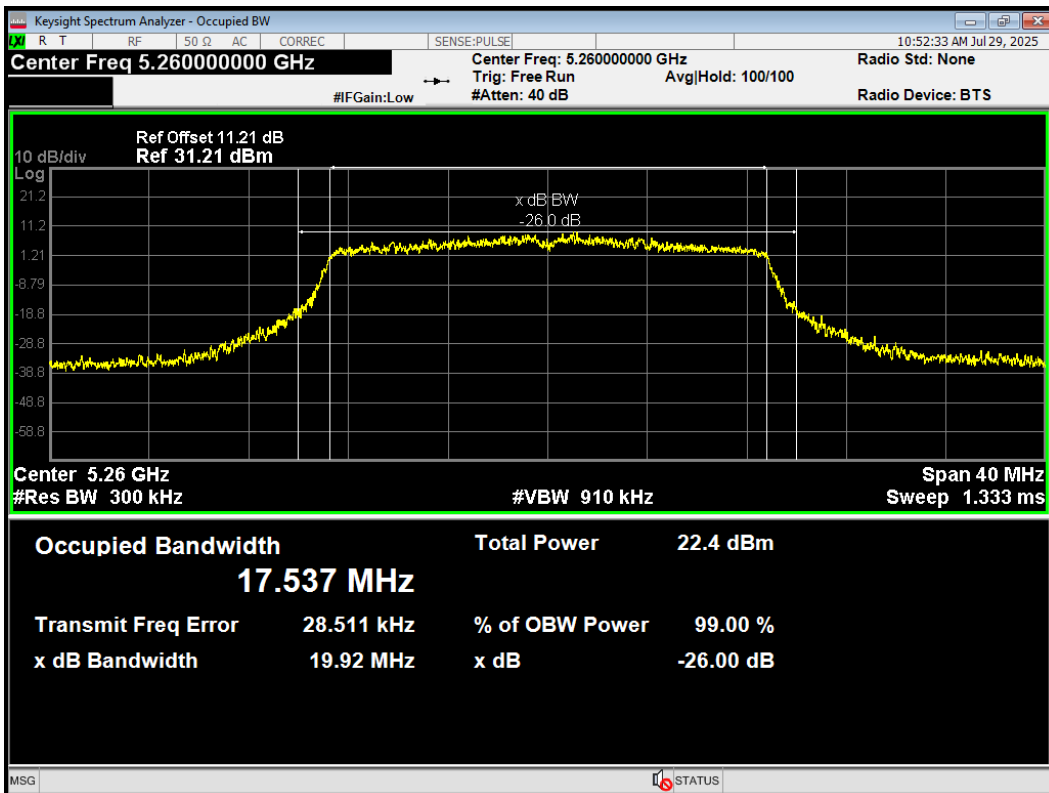
OBW 802.11ax(HE40) 5310MHz



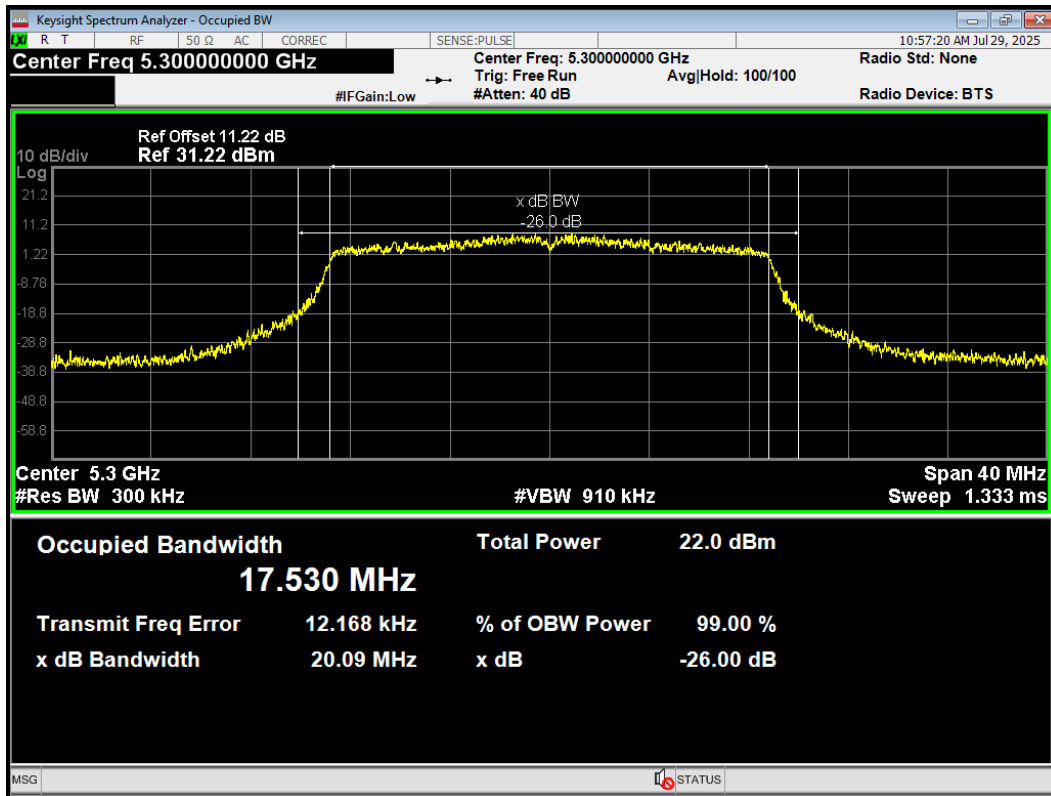
OBW 802.11ax(HE80) 5290MHz



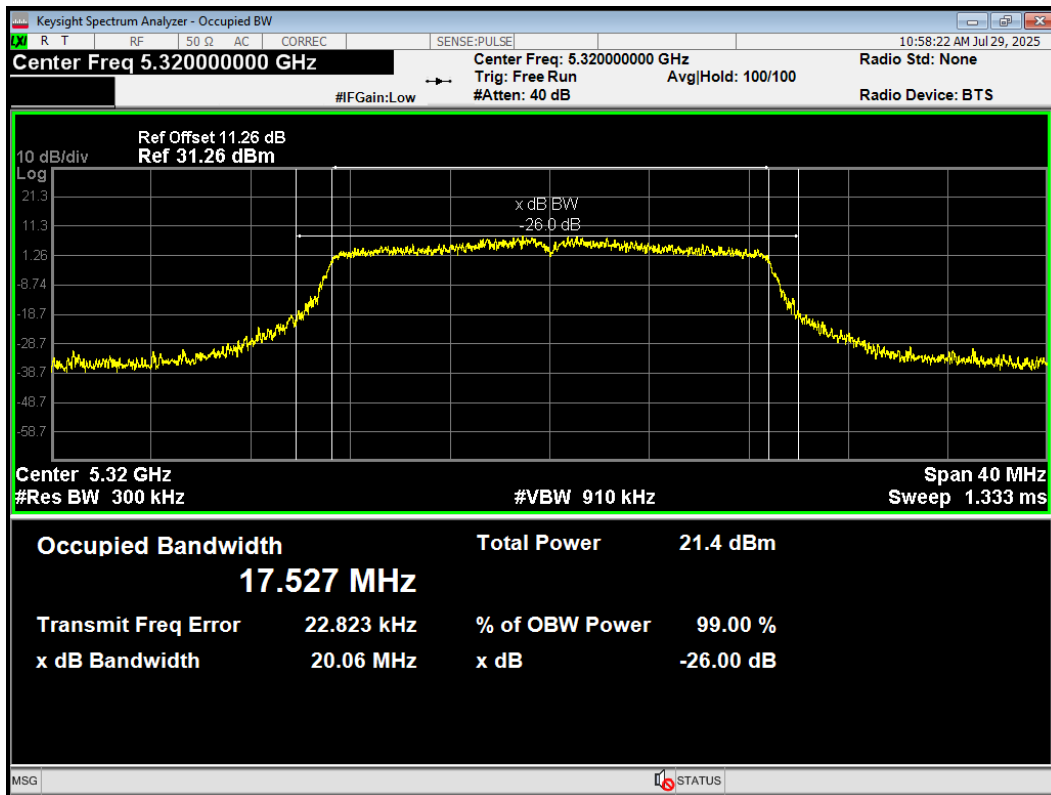
OBW 802.11n(HT20) 5260MHz



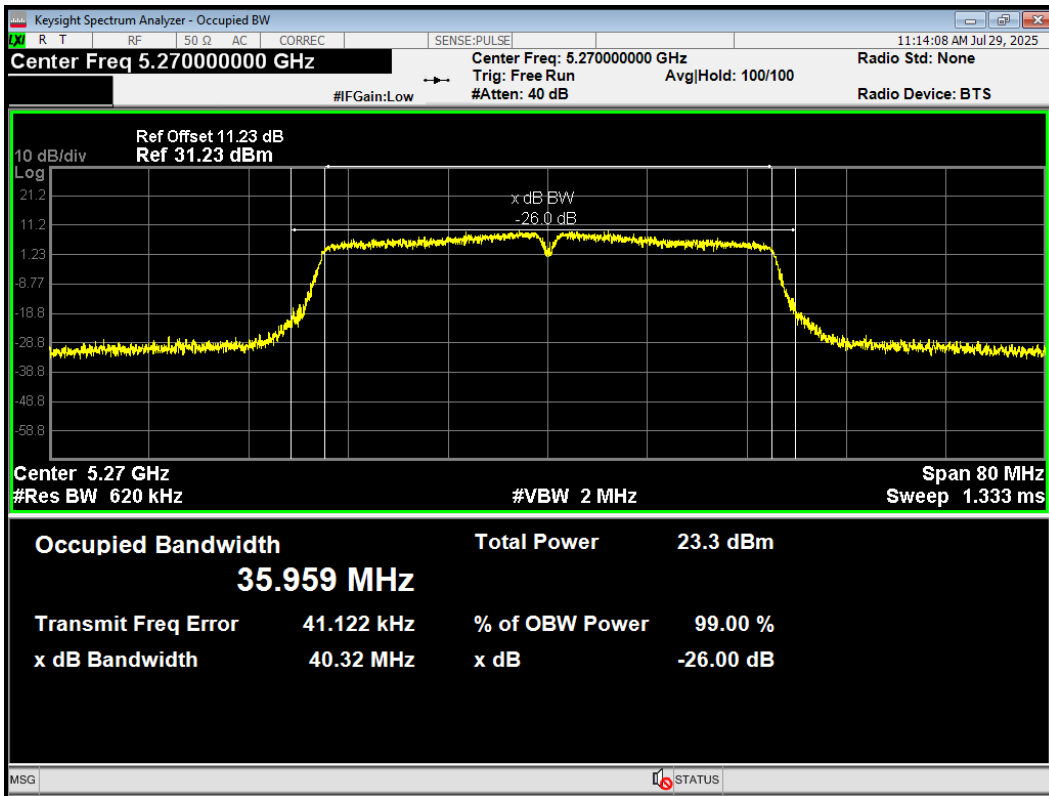
OBW 802.11n(HT20) 5300MHz



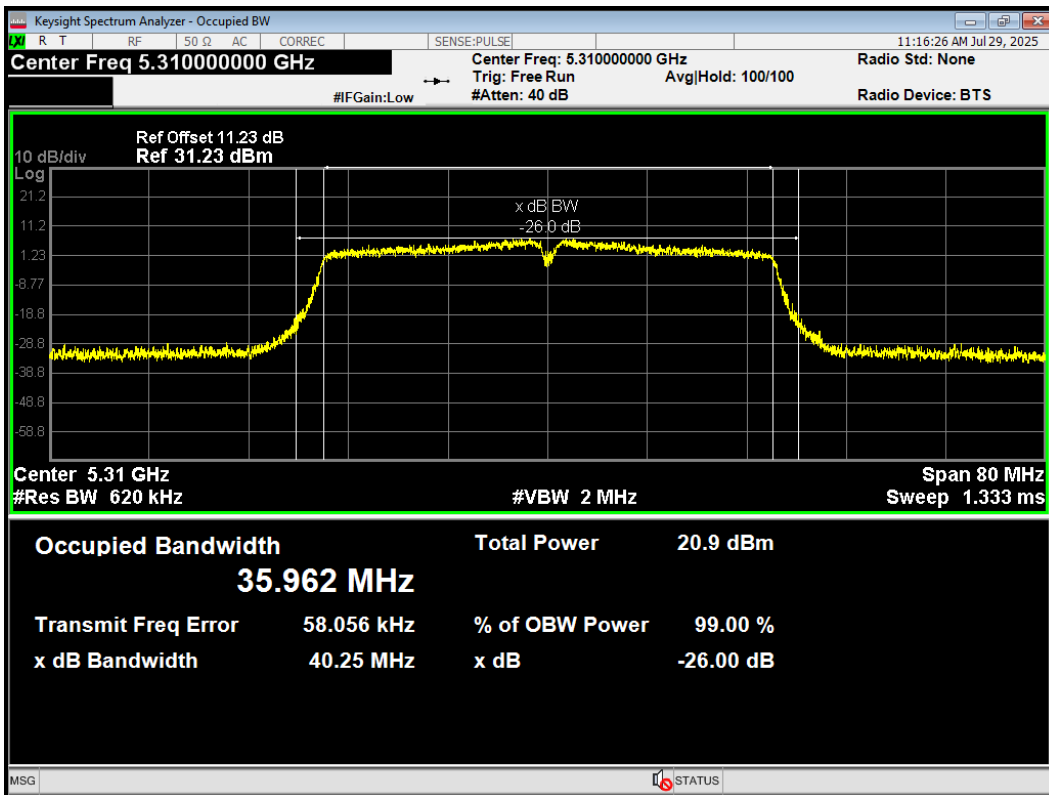
OBW 802.11n(HT20) 5320MHz



OBW 802.11n(HT40) 5270MHz

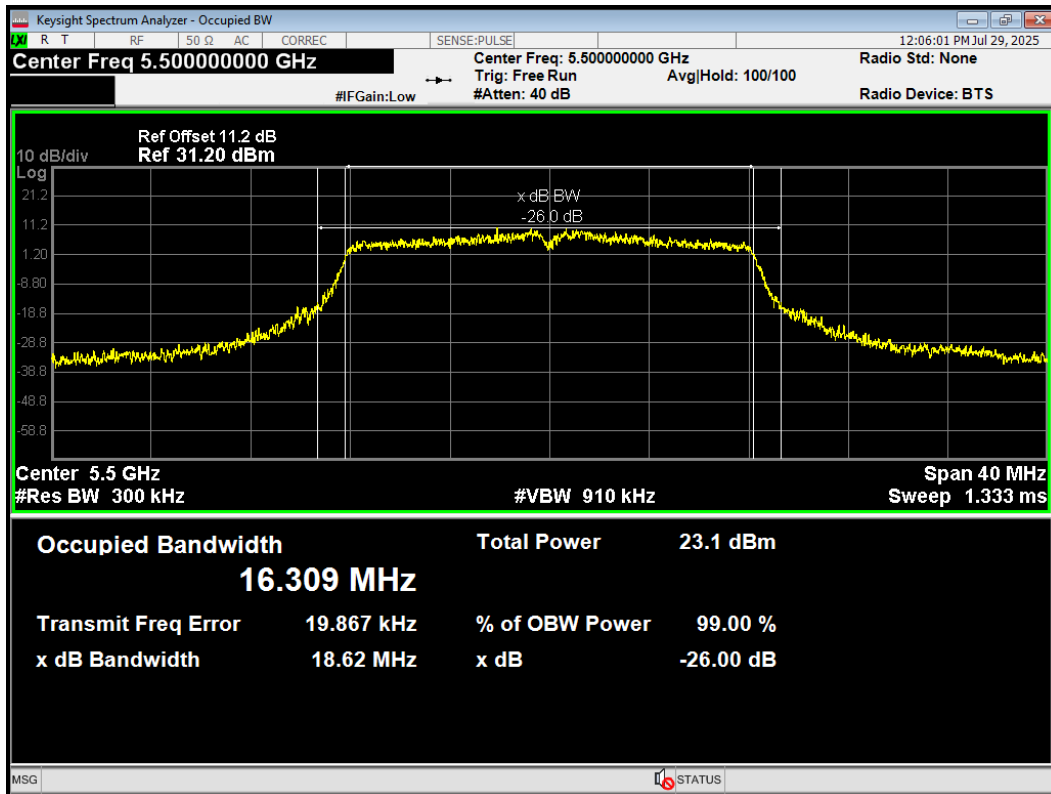


OBW 802.11n(HT40) 5310MHz

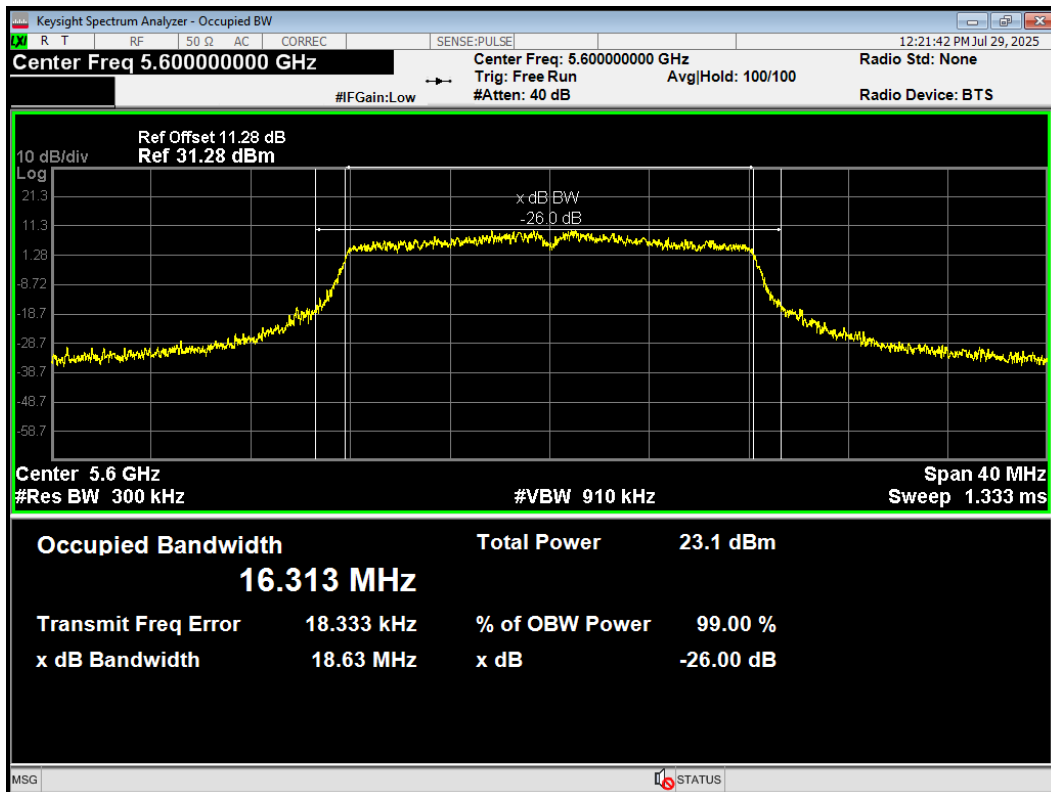


U-NII-2C

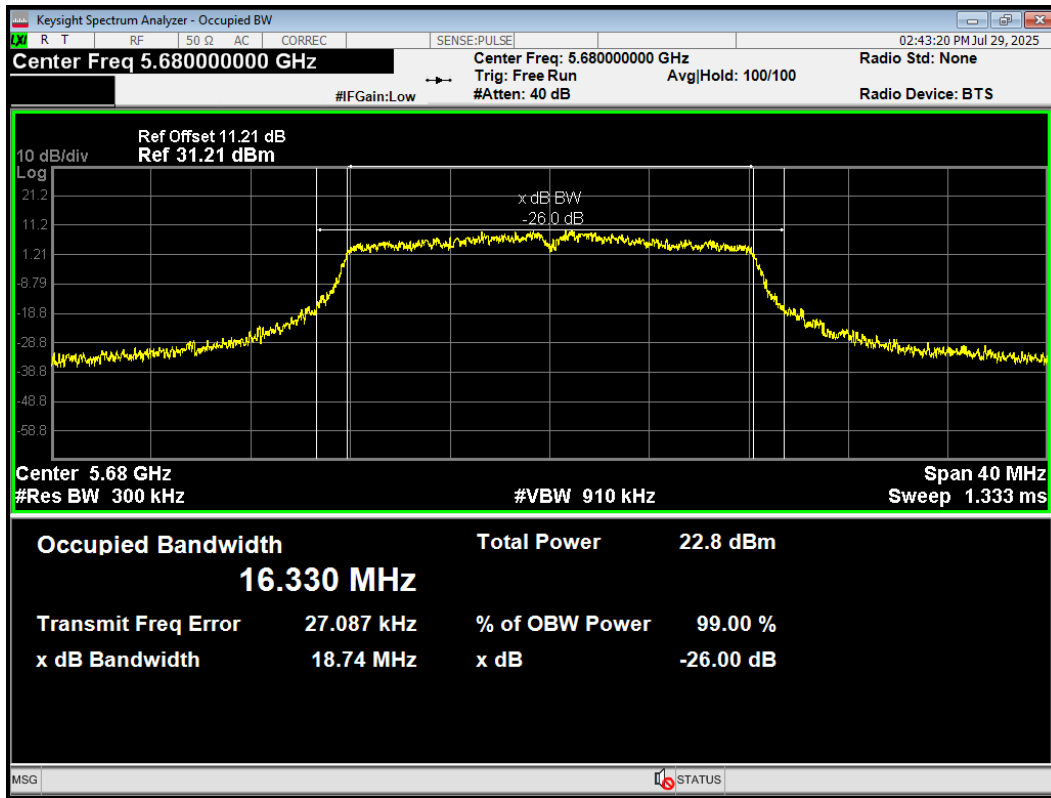
OBW 802.11a 5500MHz



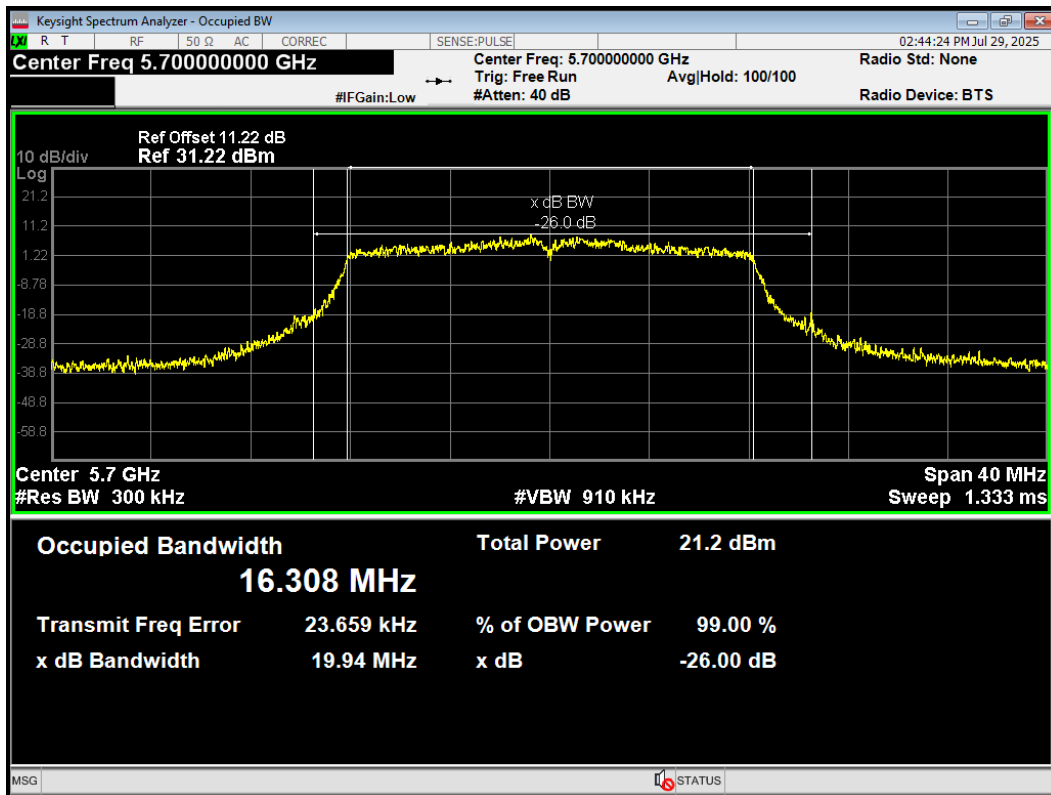
OBW 802.11a 5600MHz



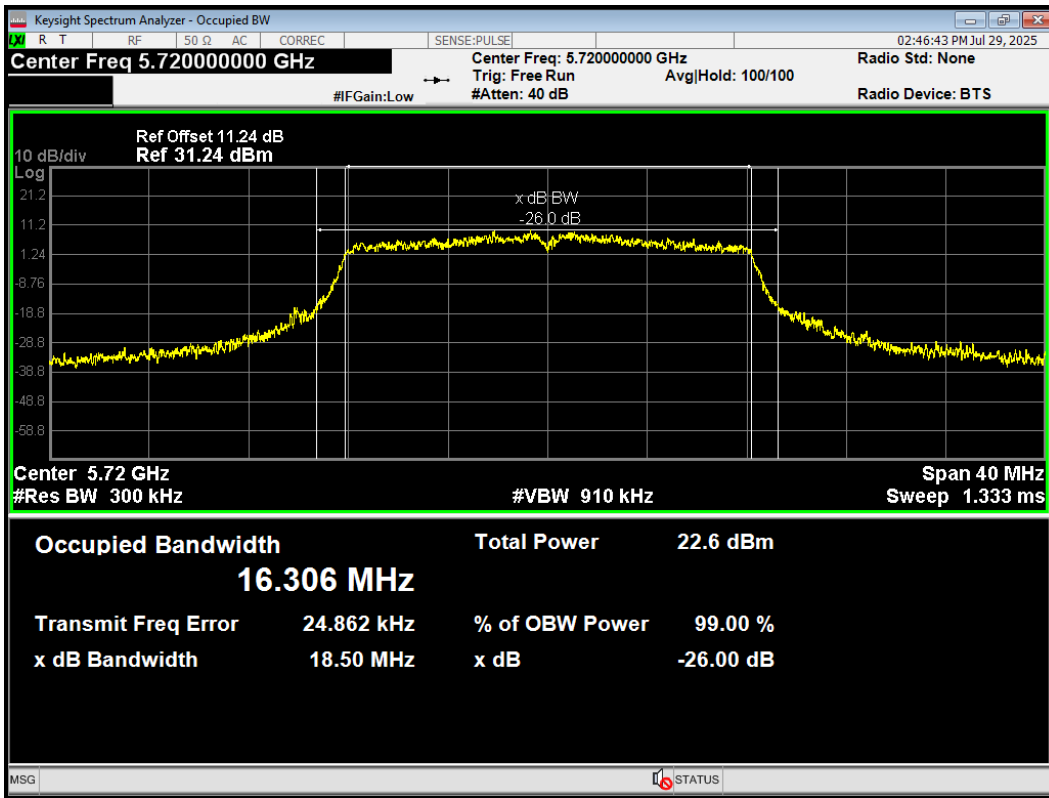
OBW 802.11a 5680MHz



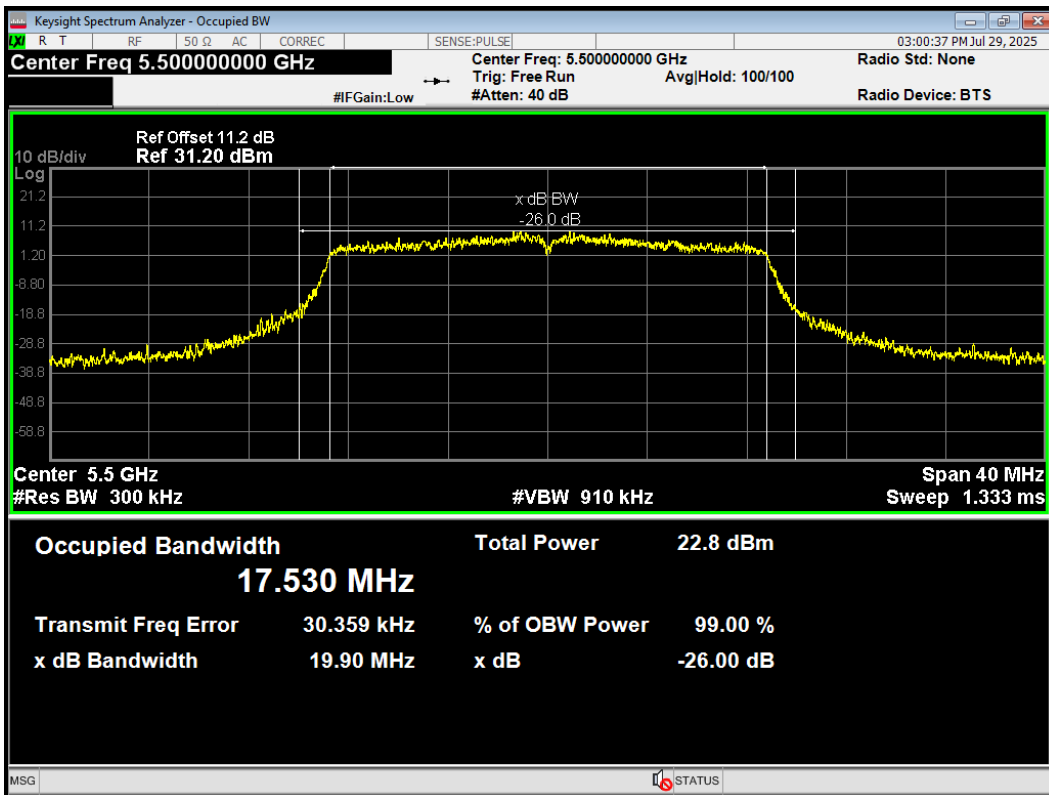
OBW 802.11a 5700MHz



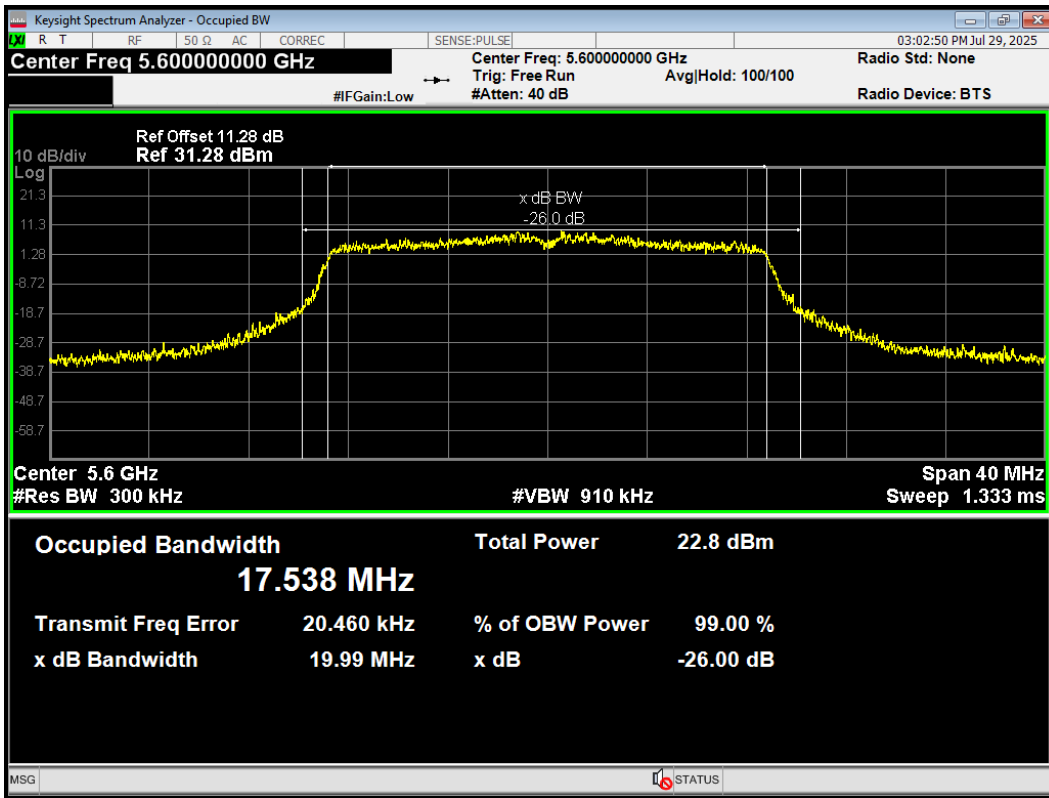
OBW 802.11a 5720MHz



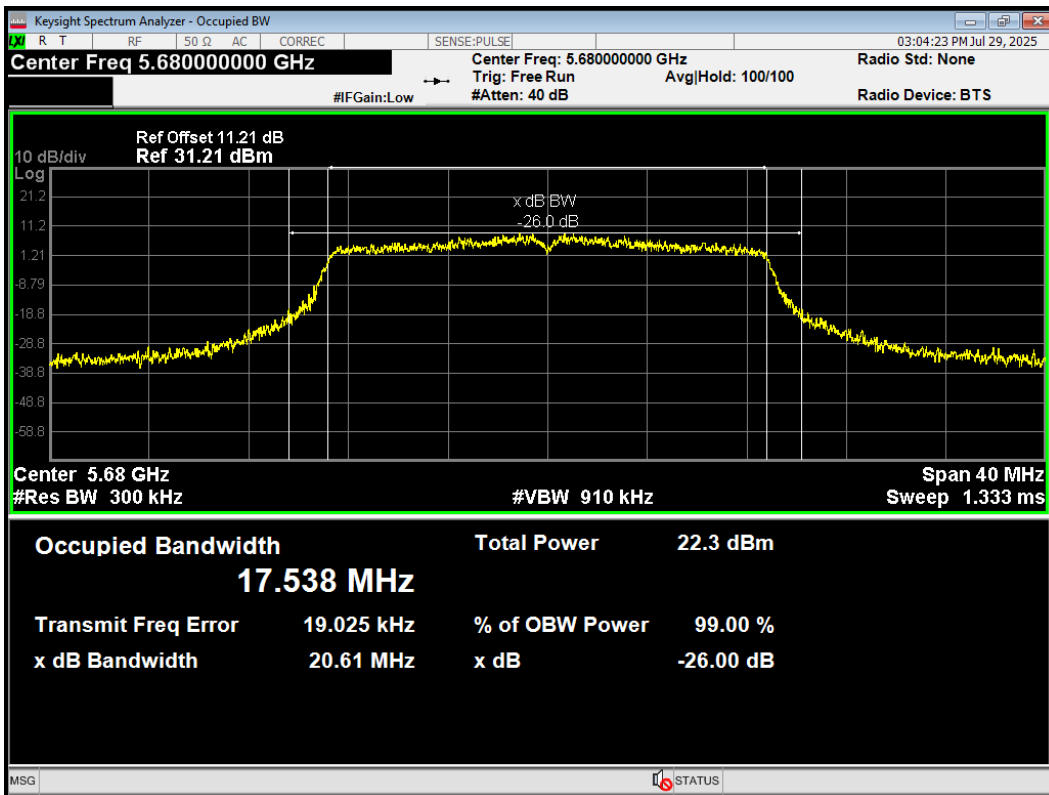
OBW 802.11ac(VHT20) 5500MHz



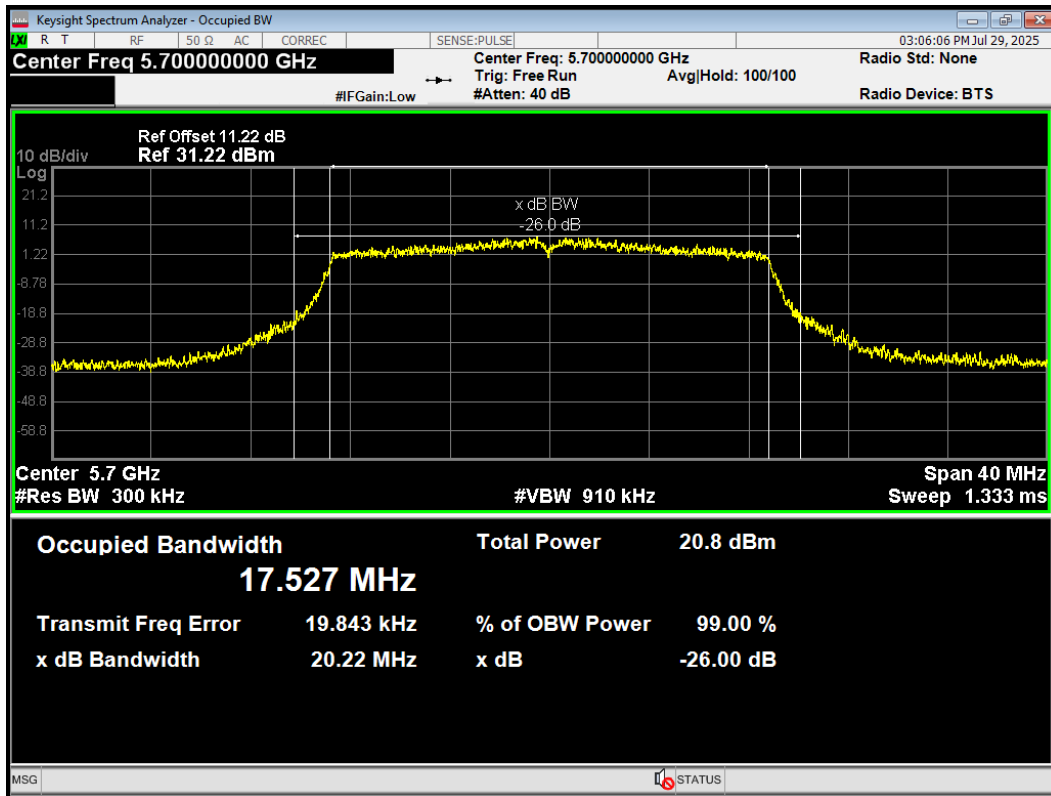
OBW 802.11ac(VHT20) 5600MHz



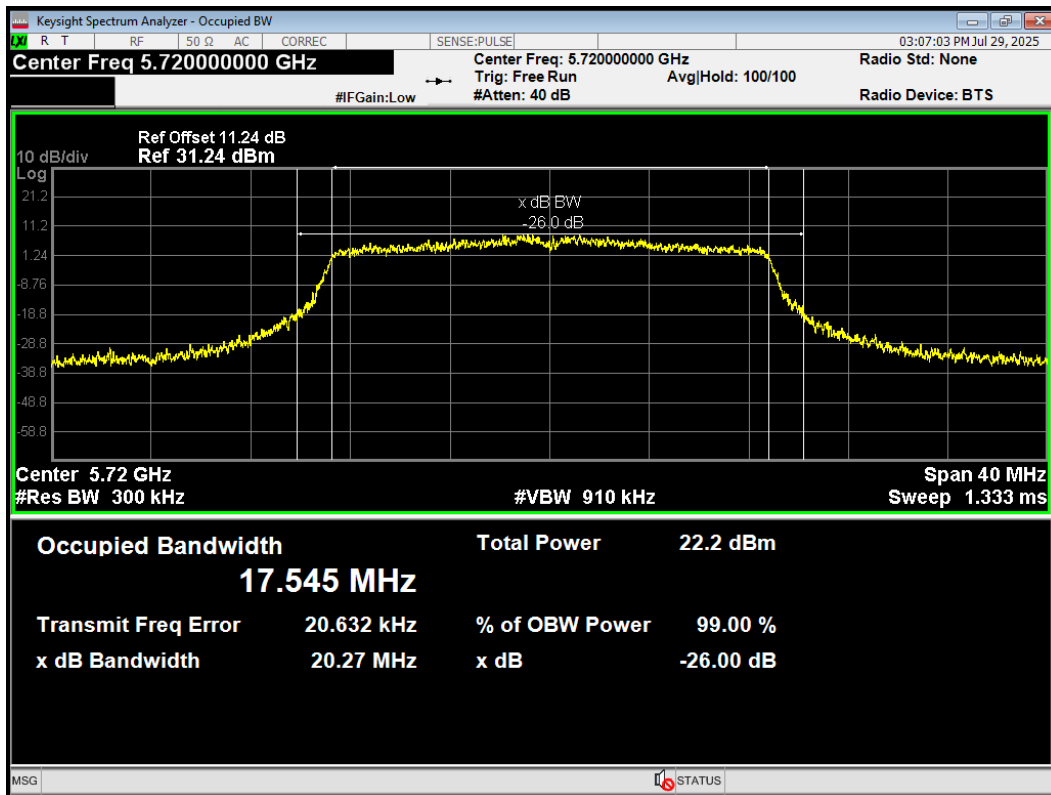
OBW 802.11ac(VHT20) 5680MHz



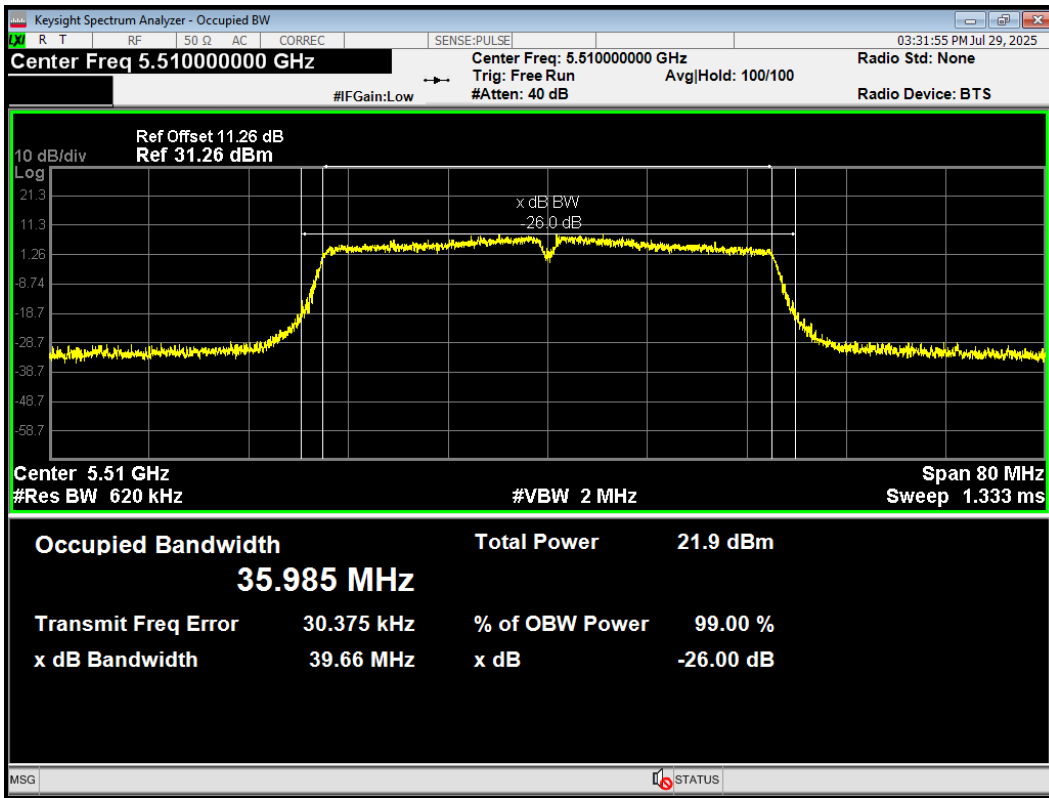
OBW 802.11ac(VHT20) 5700MHz



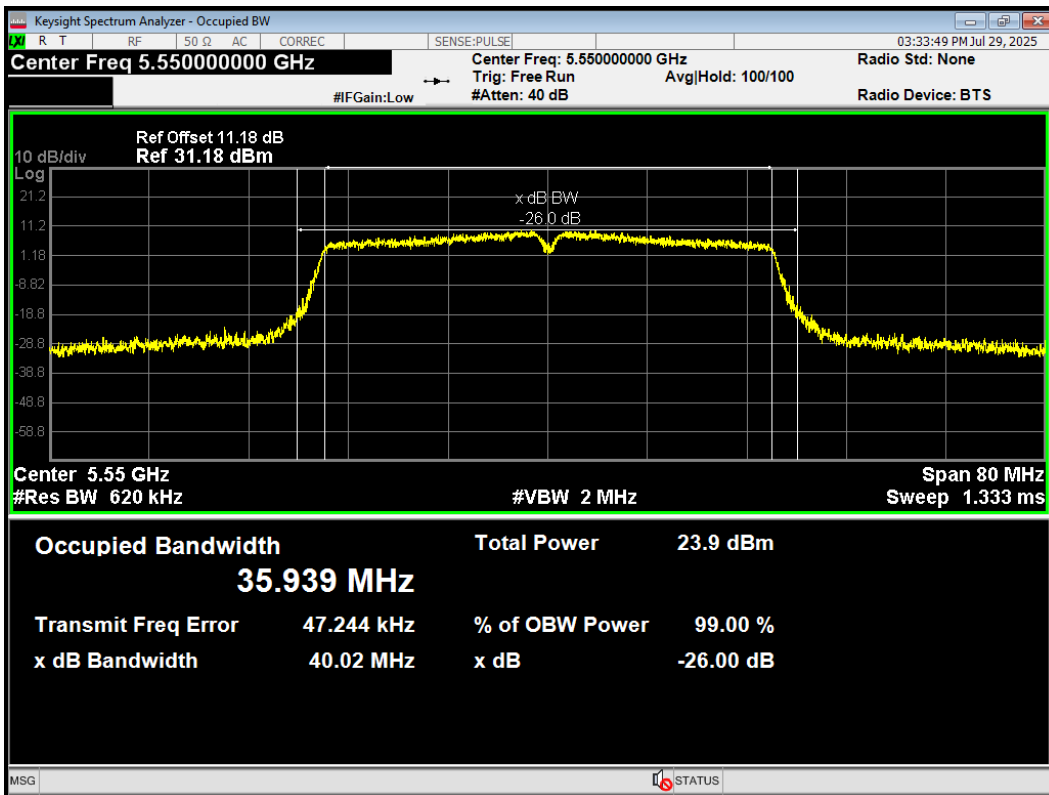
OBW 802.11ac(VHT20) 5720MHz



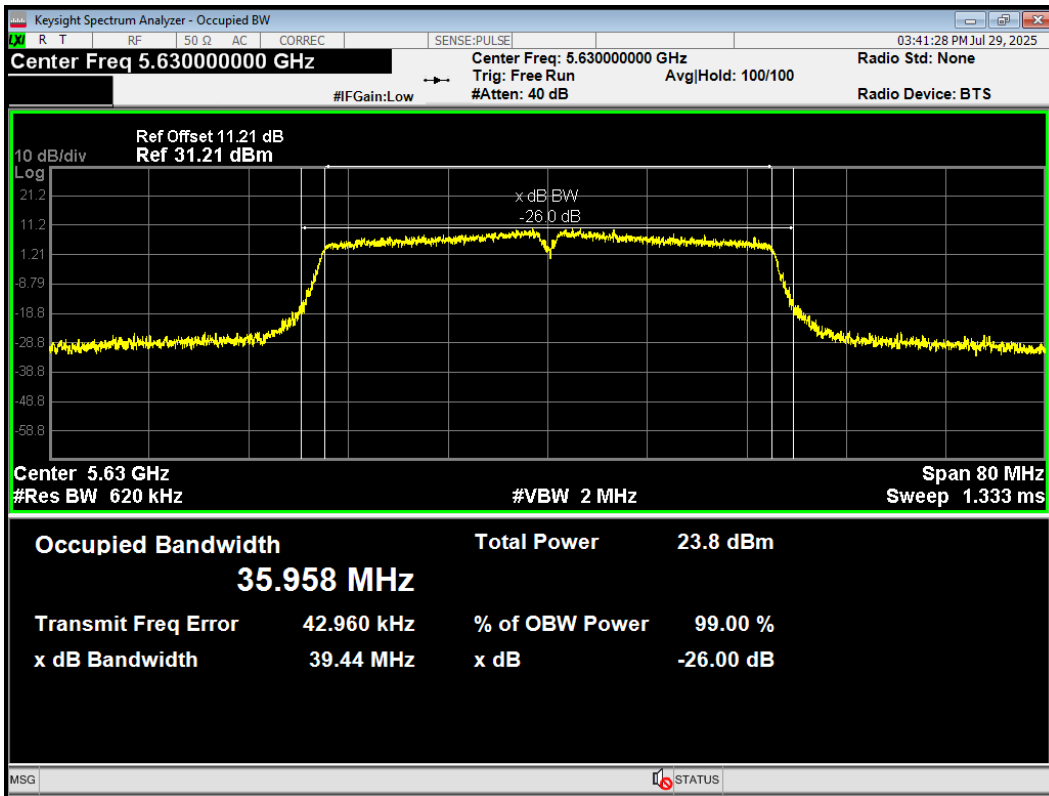
OBW 802.11ac(VHT40) 5510MHz



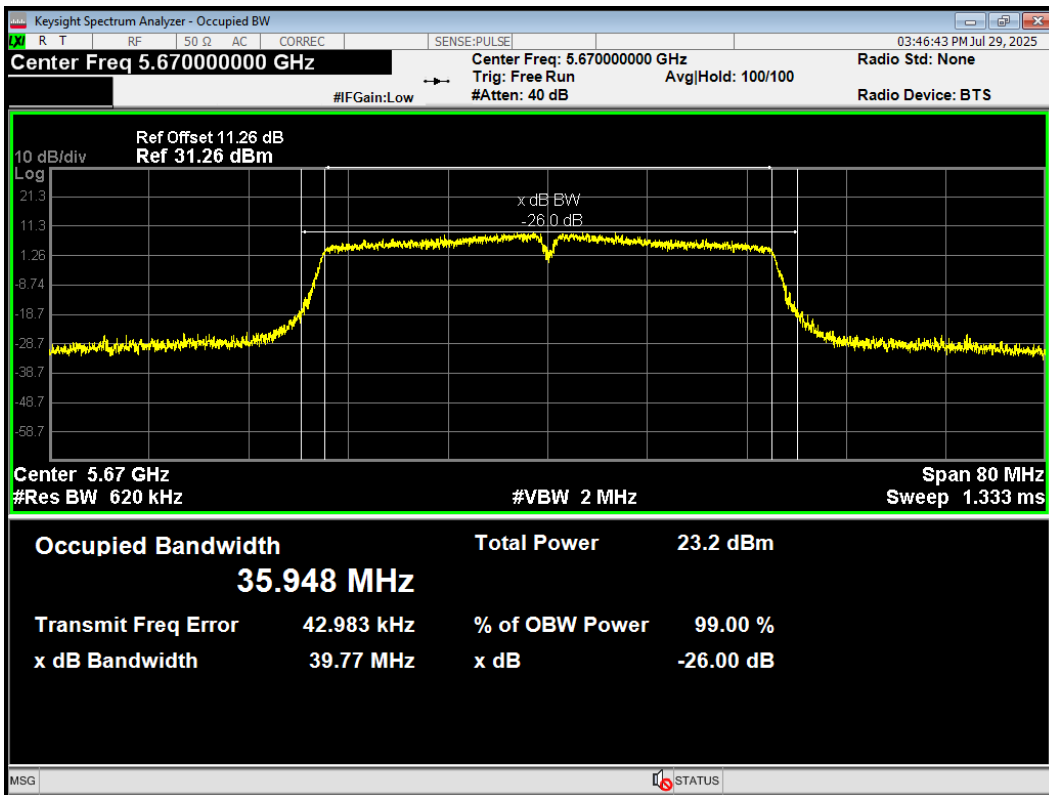
OBW 802.11ac(VHT40) 5550MHz



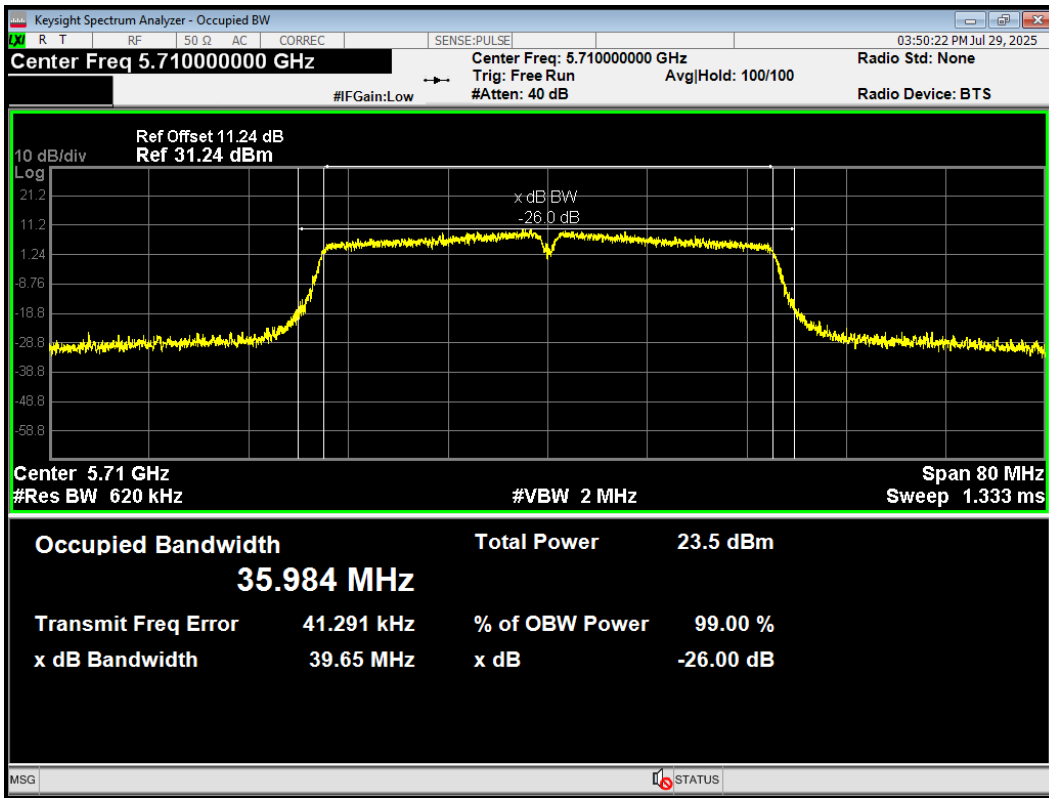
OBW 802.11ac(VHT40) 5630MHz



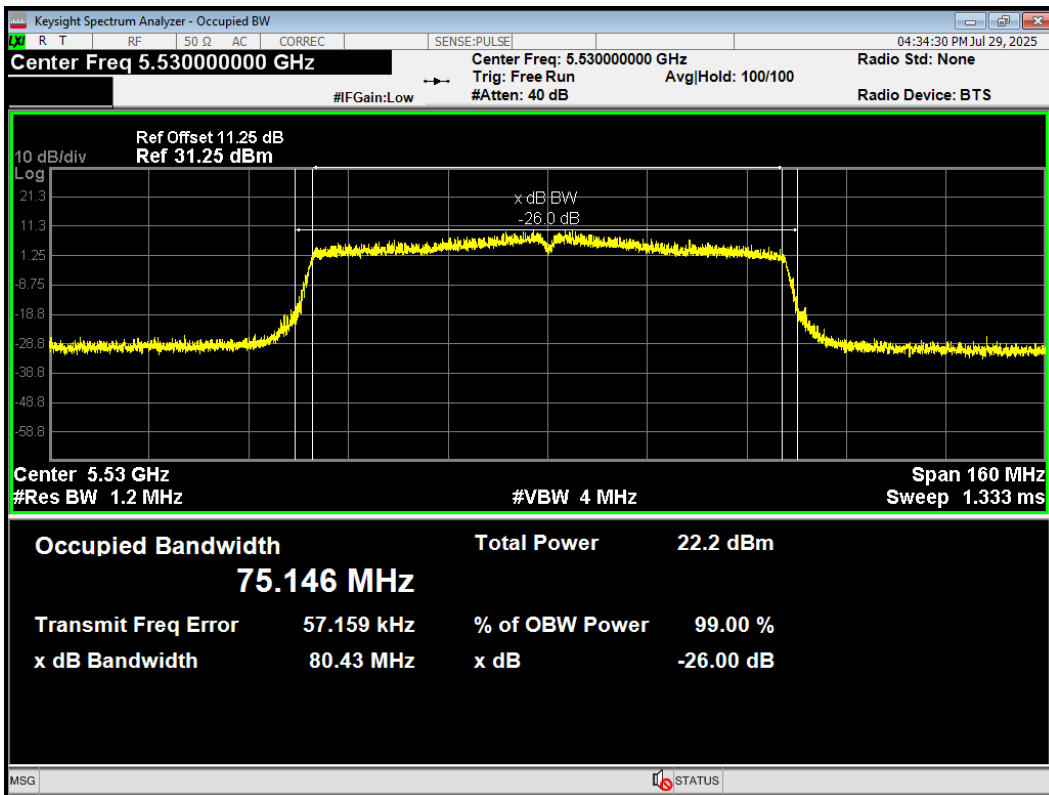
OBW 802.11ac(VHT40) 5670MHz



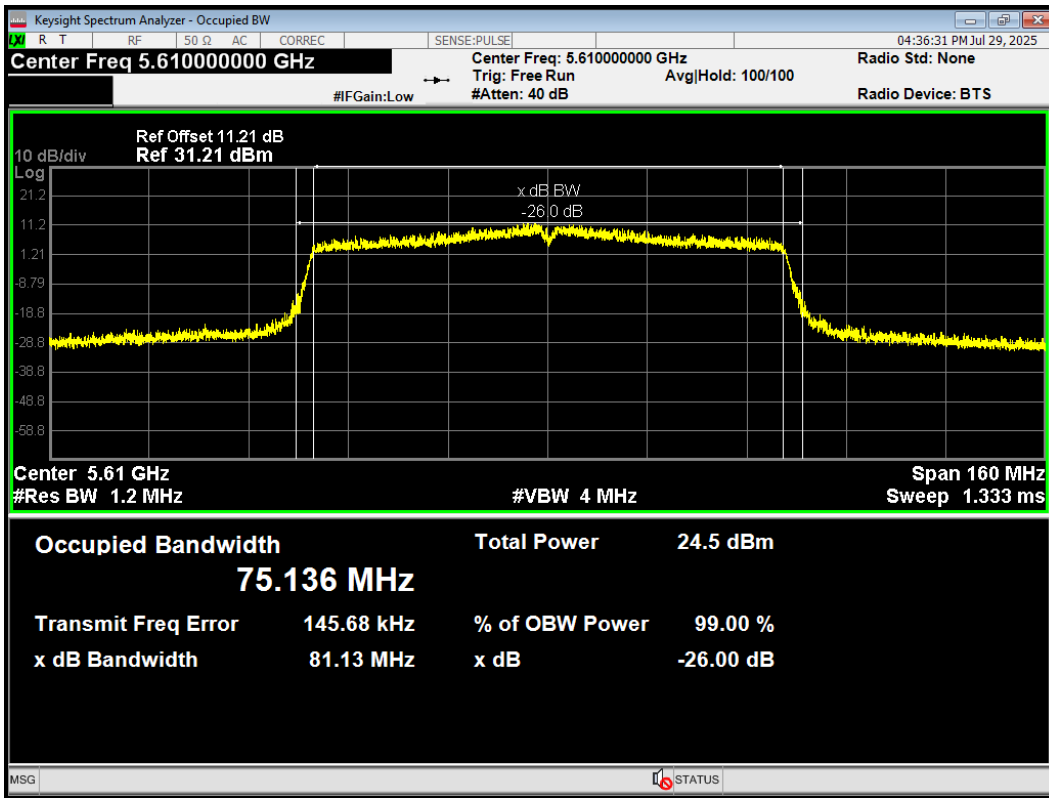
OBW 802.11ac(VHT40) 5710MHz



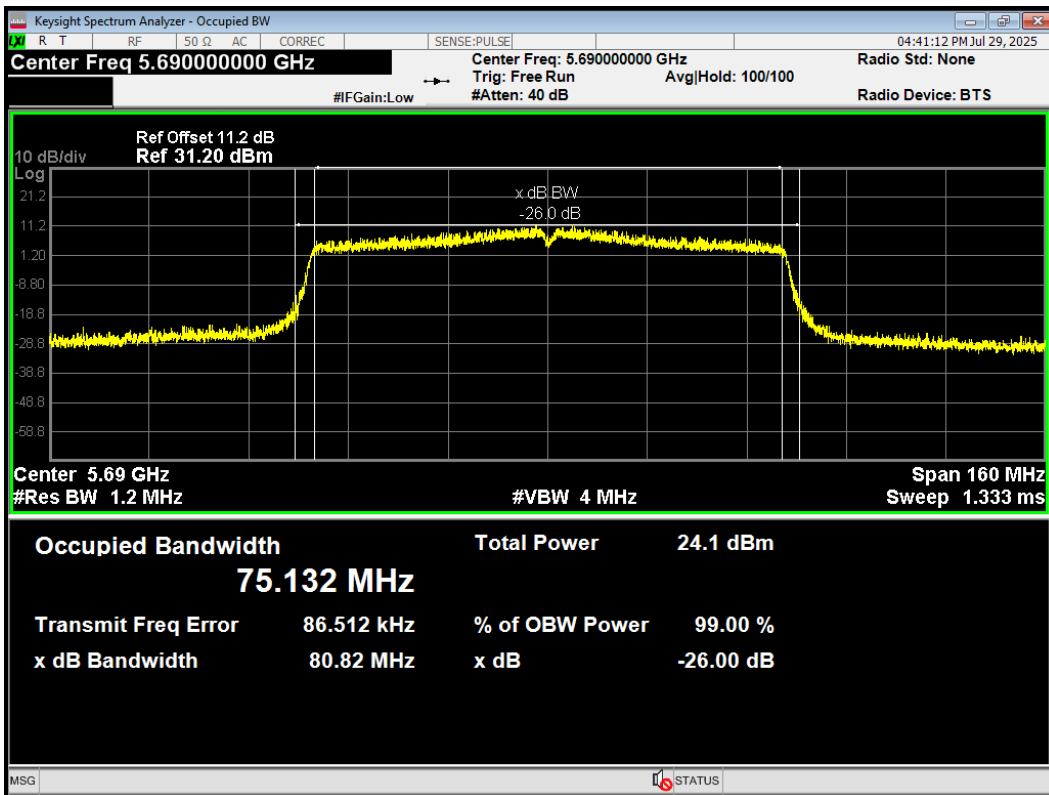
OBW 802.11ac(VHT80) 5530MHz



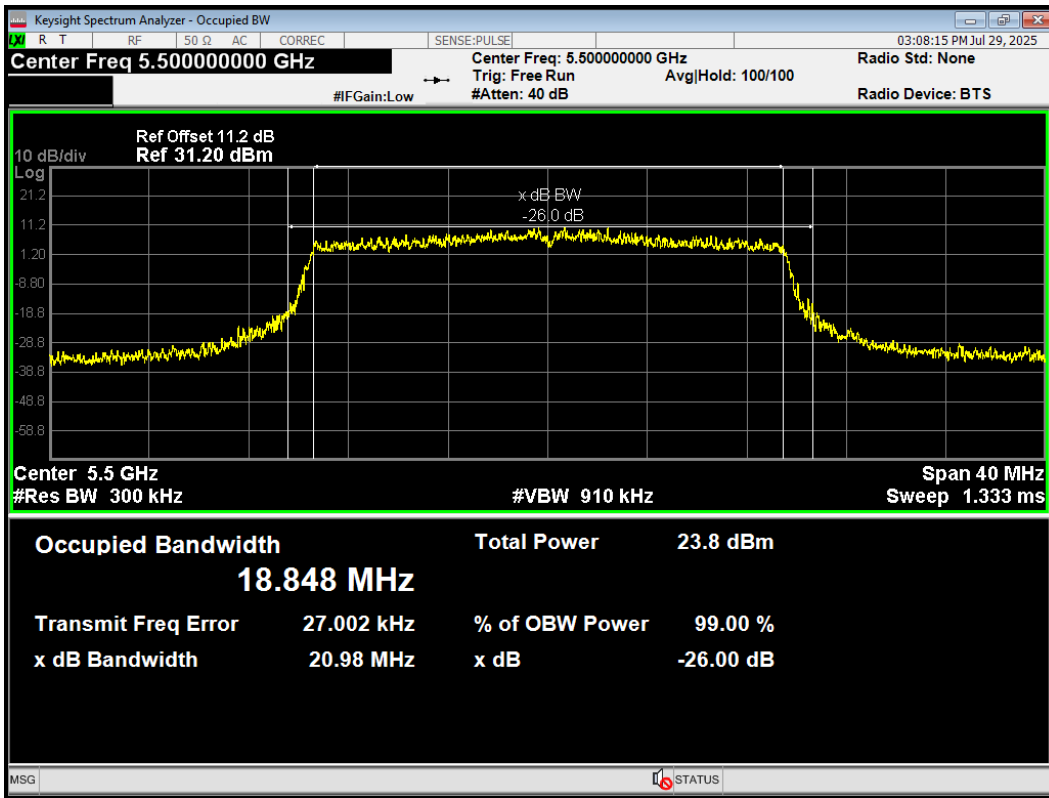
OBW 802.11ac(VHT80) 5610MHz



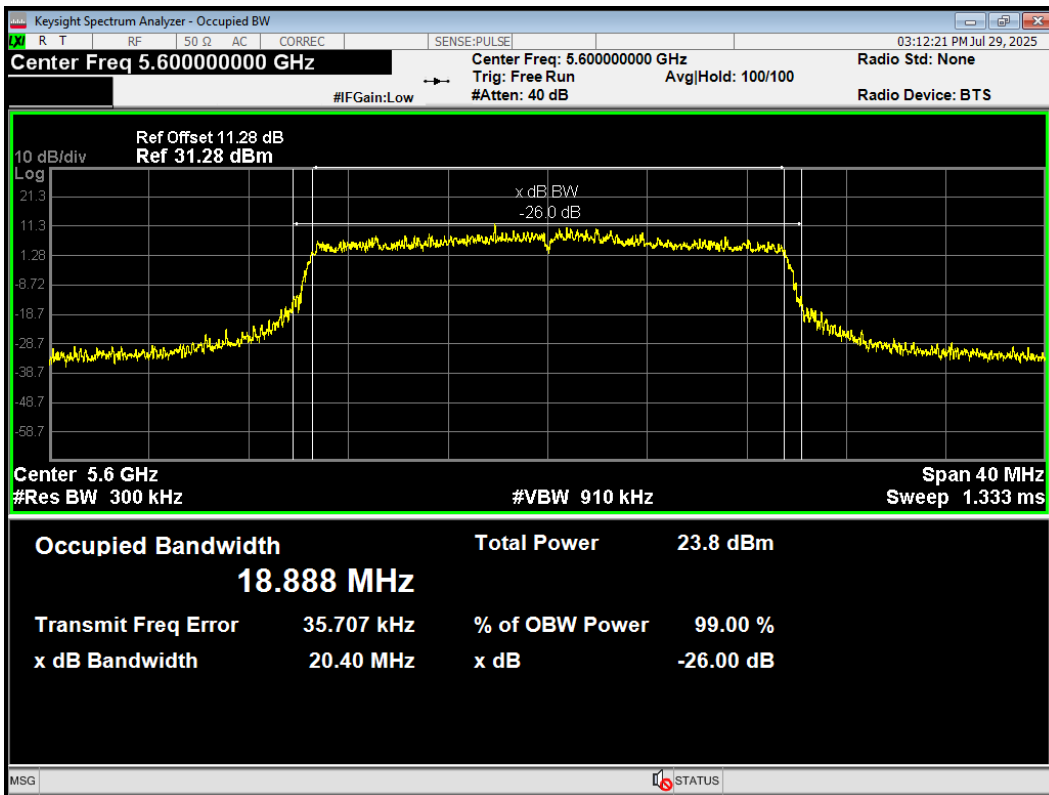
OBW 802.11ac(VHT80) 5690MHz



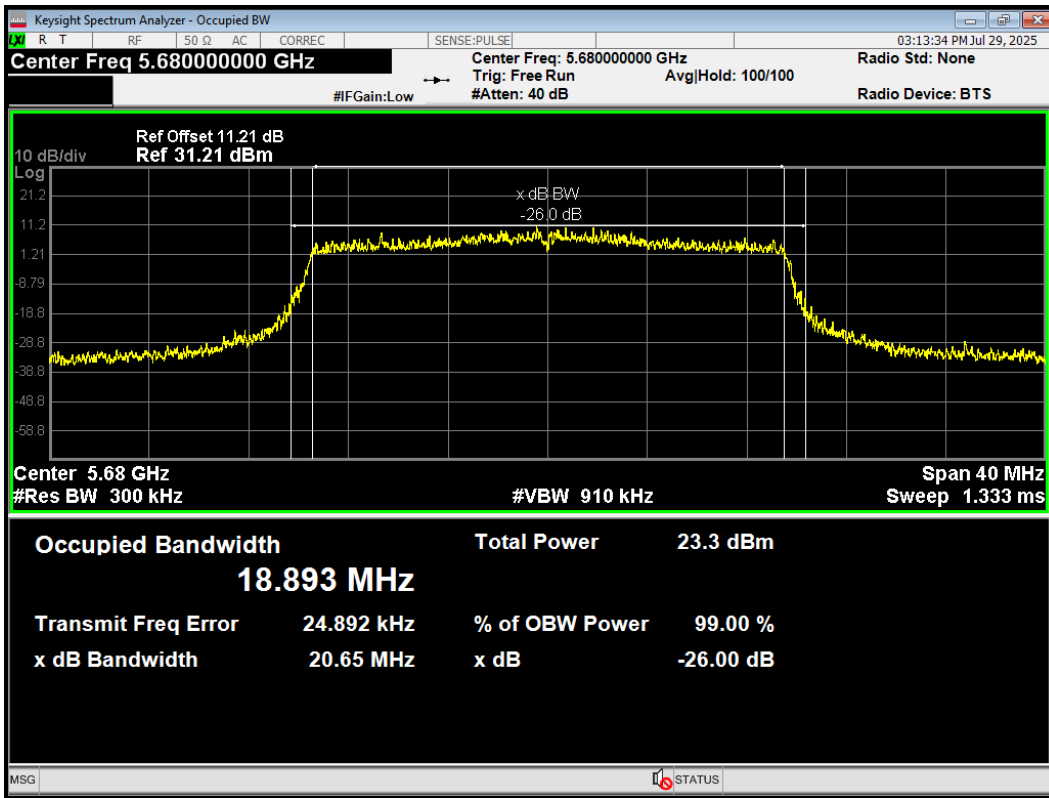
OBW 802.11ax(HE20) 5500MHz



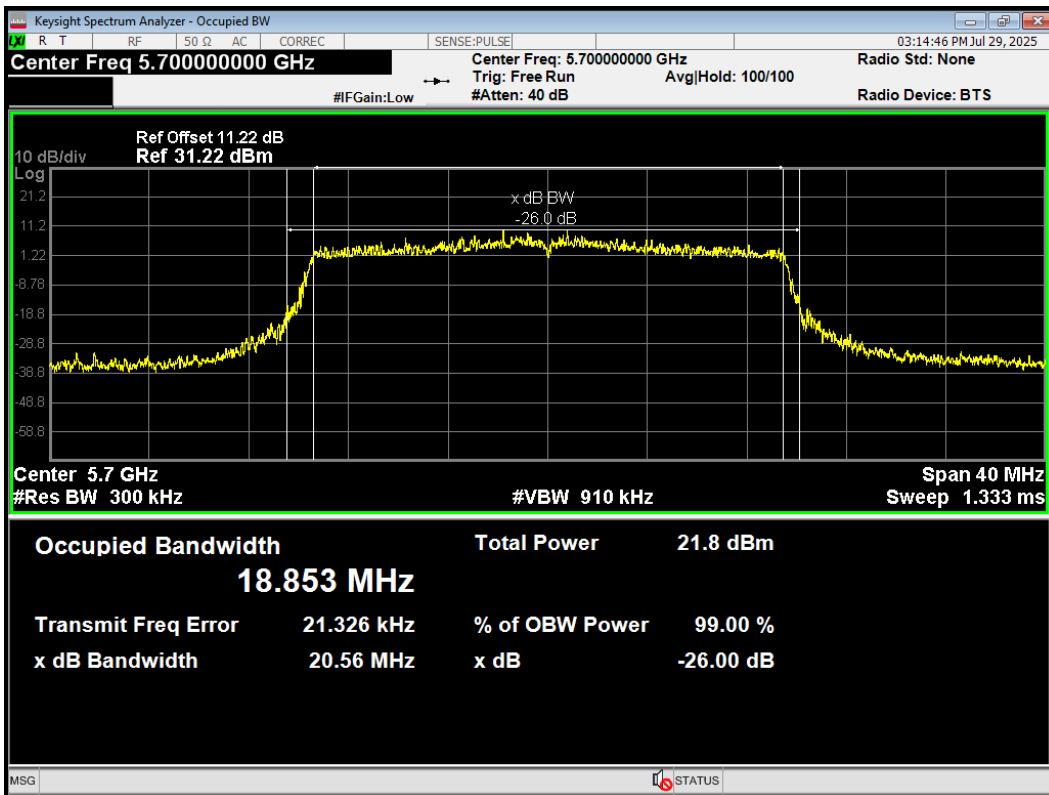
OBW 802.11ax(HE20) 5600MHz



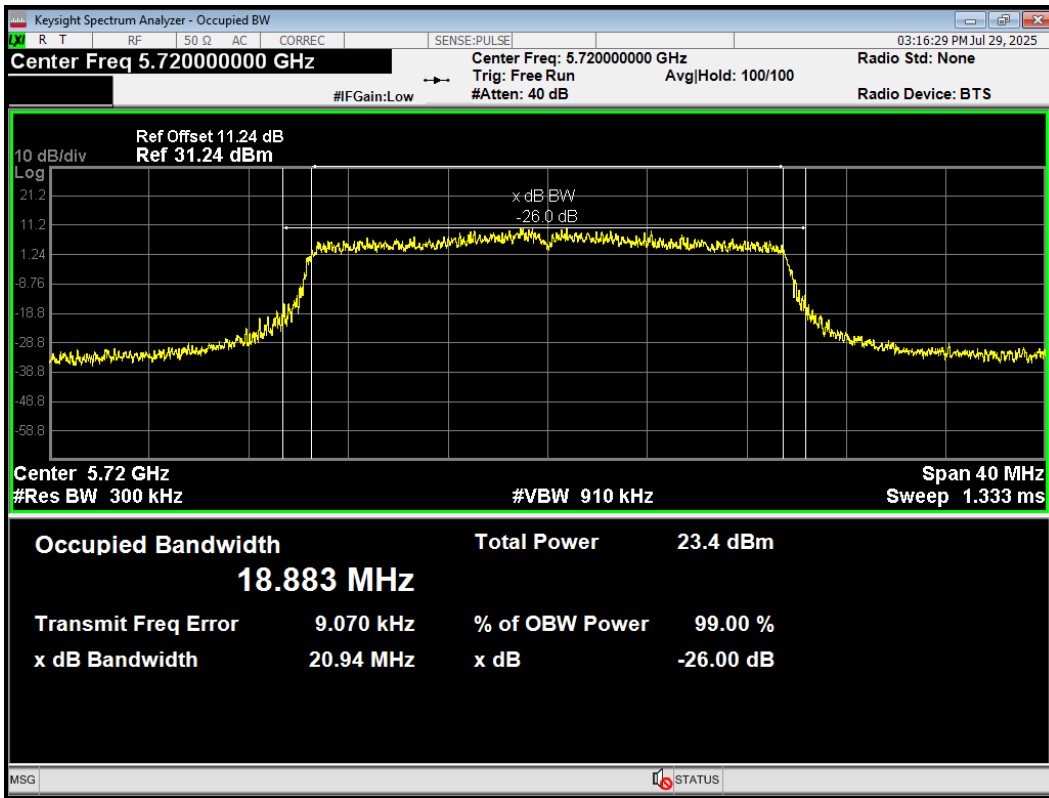
OBW 802.11ax(HE20) 5680MHz



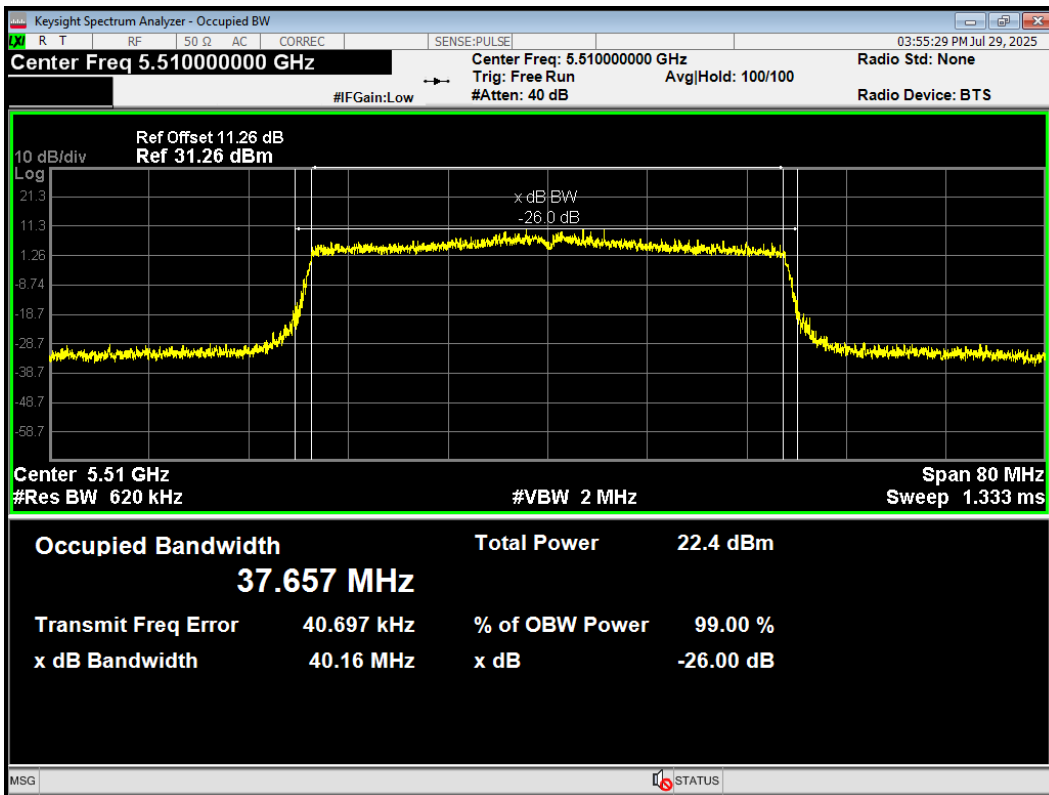
OBW 802.11ax(HE20) 5700MHz



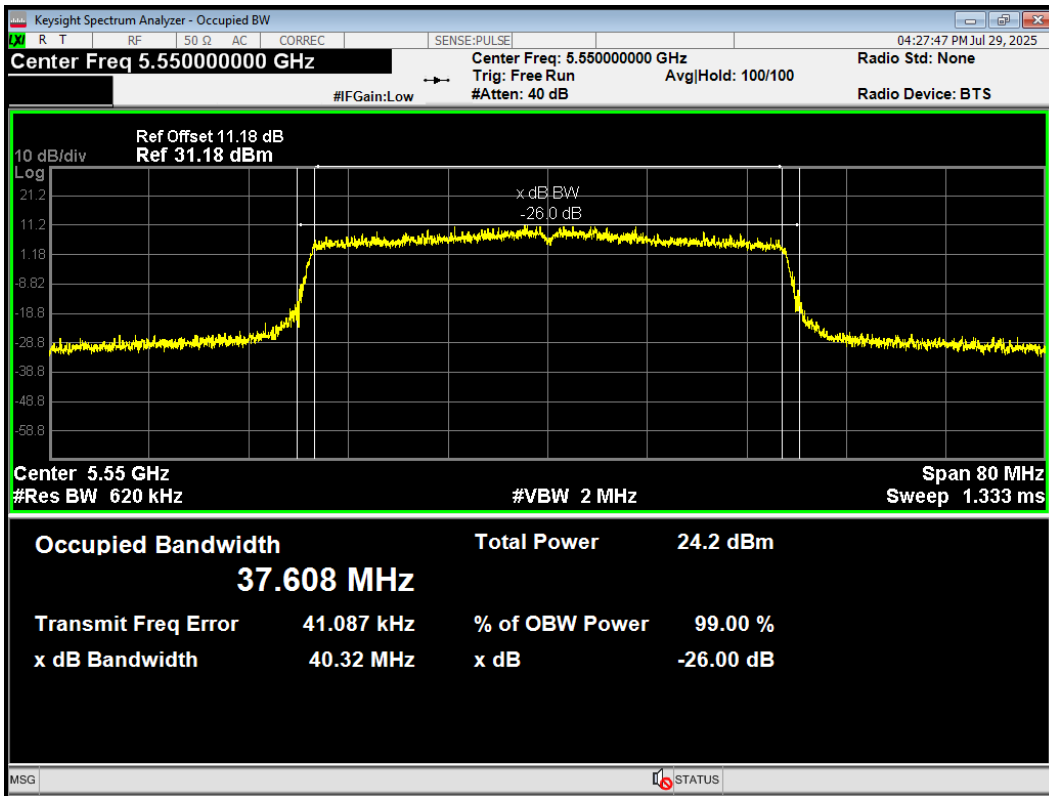
OBW 802.11ax(HE20) 5720MHz



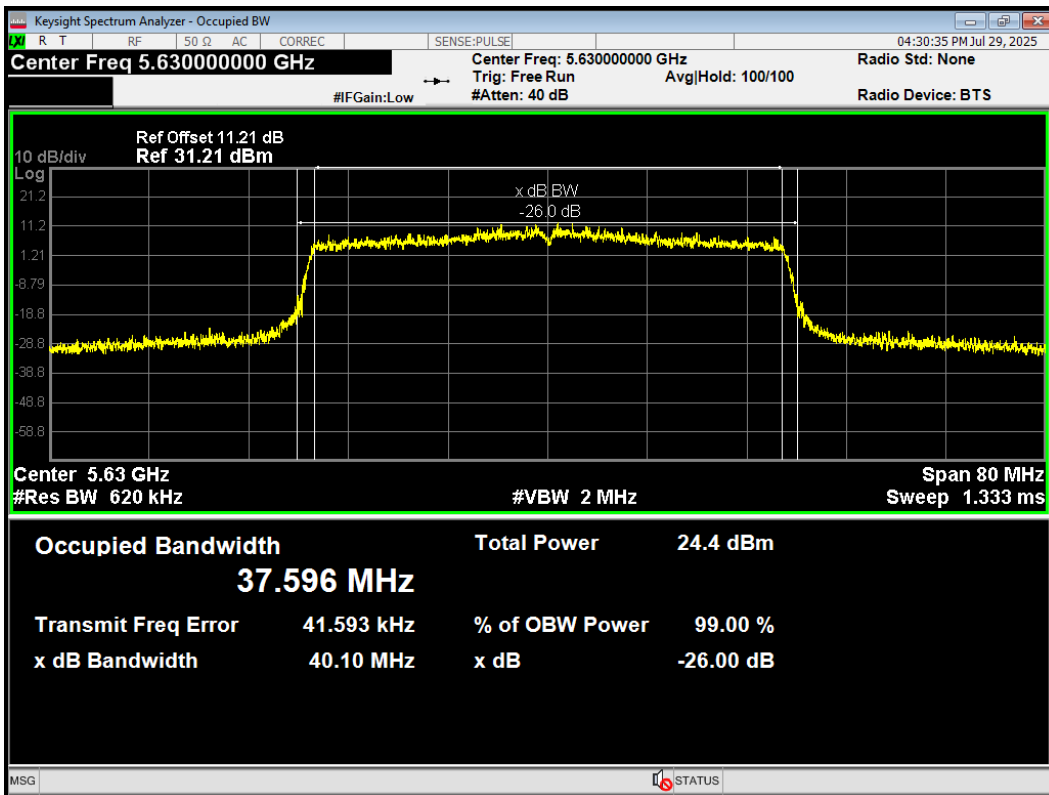
OBW 802.11ax(HE40) 5510MHz



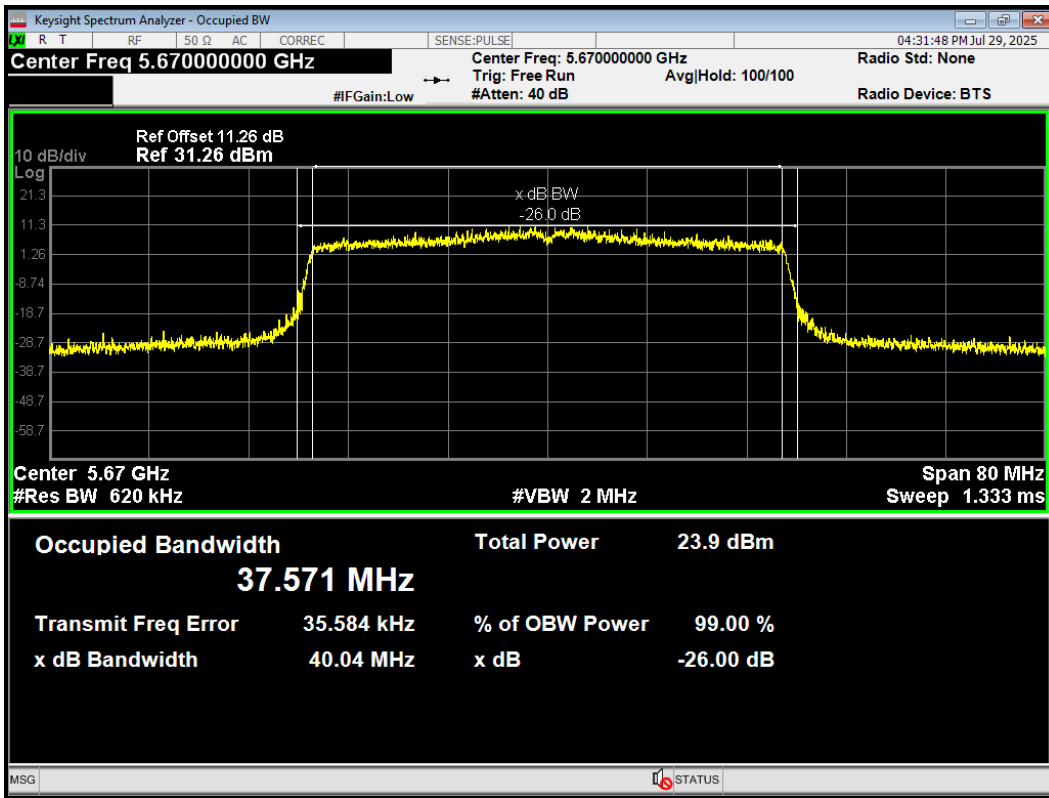
OBW 802.11ax(HE40) 5550MHz



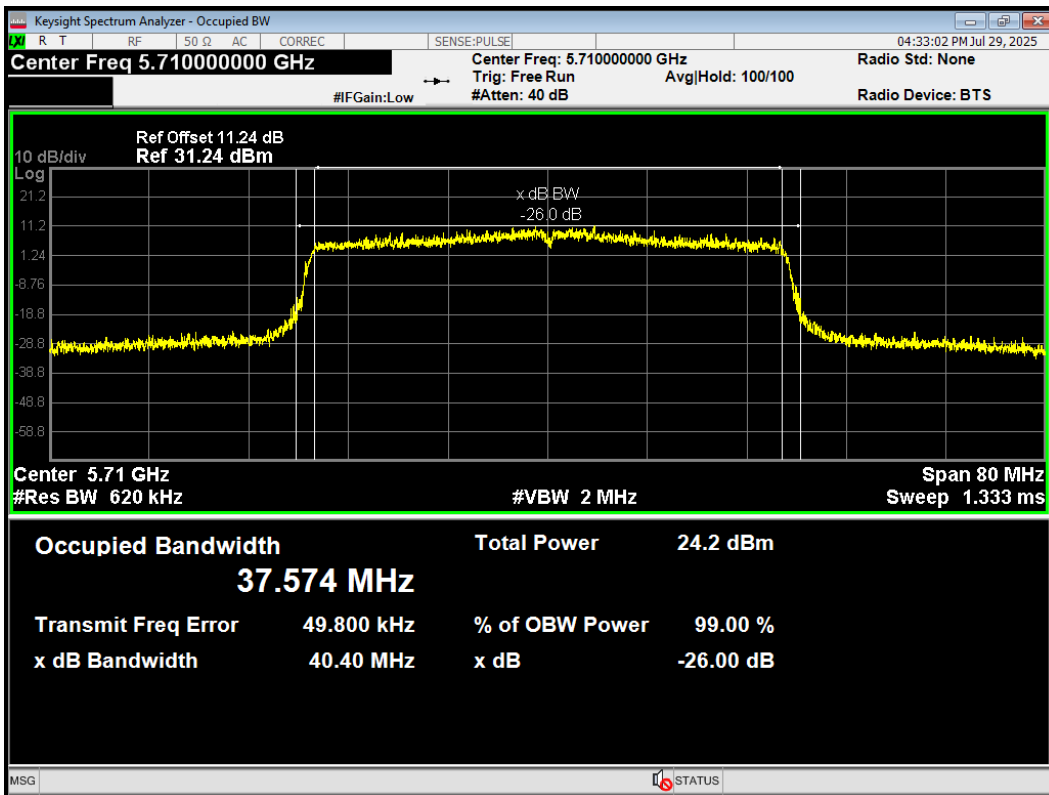
OBW 802.11ax(HE40) 5630MHz



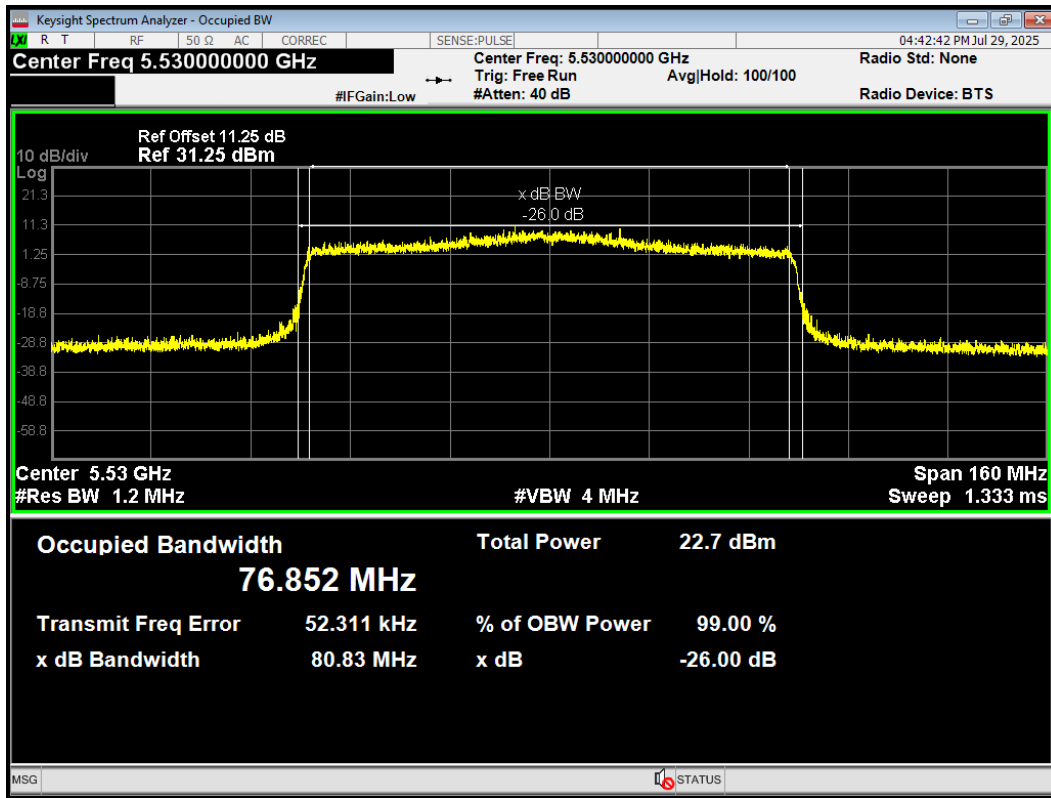
OBW 802.11ax(HE40) 5670MHz



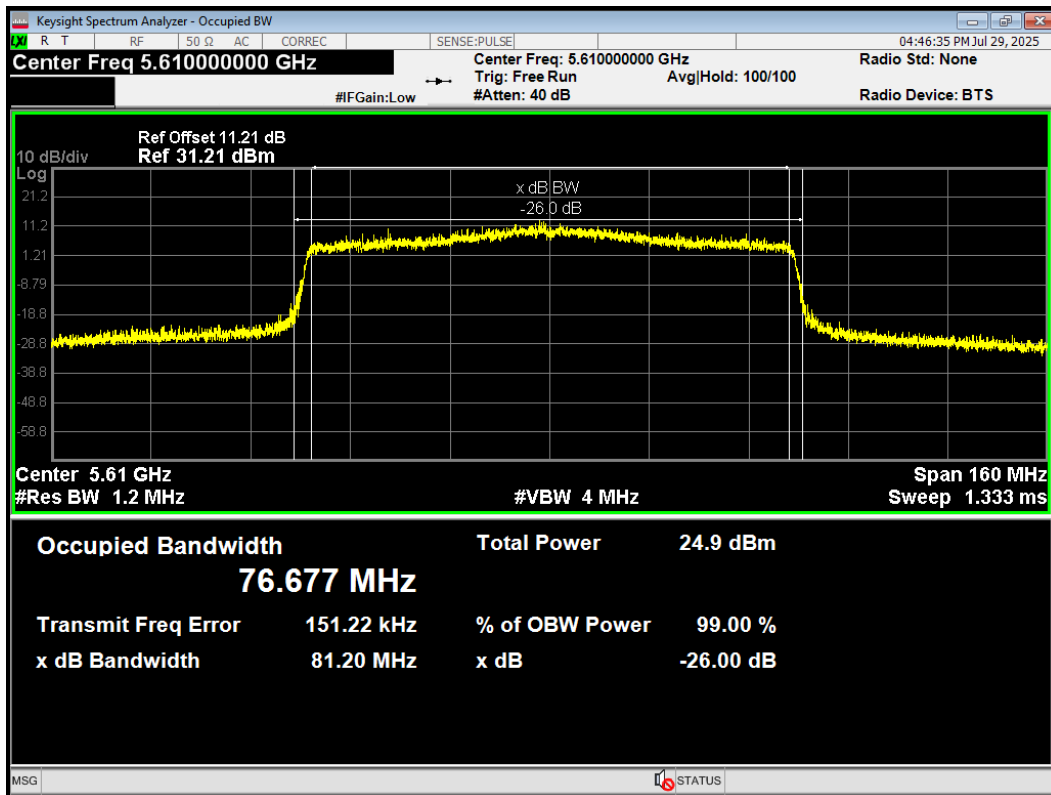
OBW 802.11ax(HE40) 5710MHz



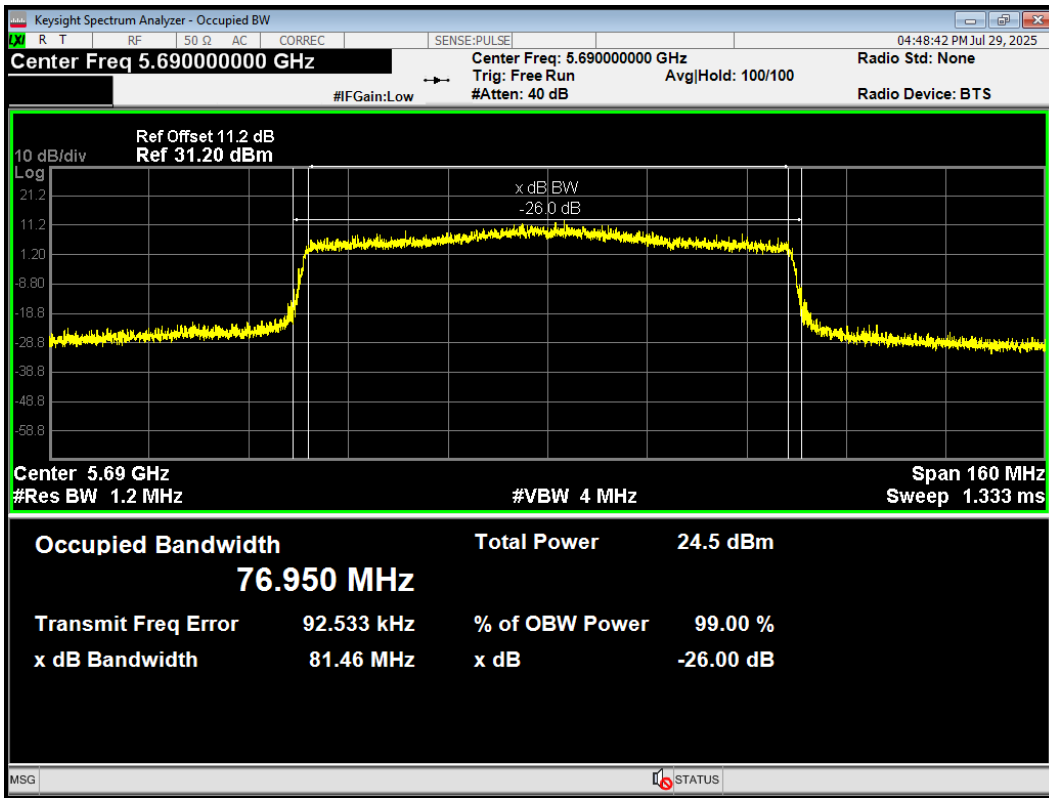
OBW 802.11ax(HE80) 5530MHz



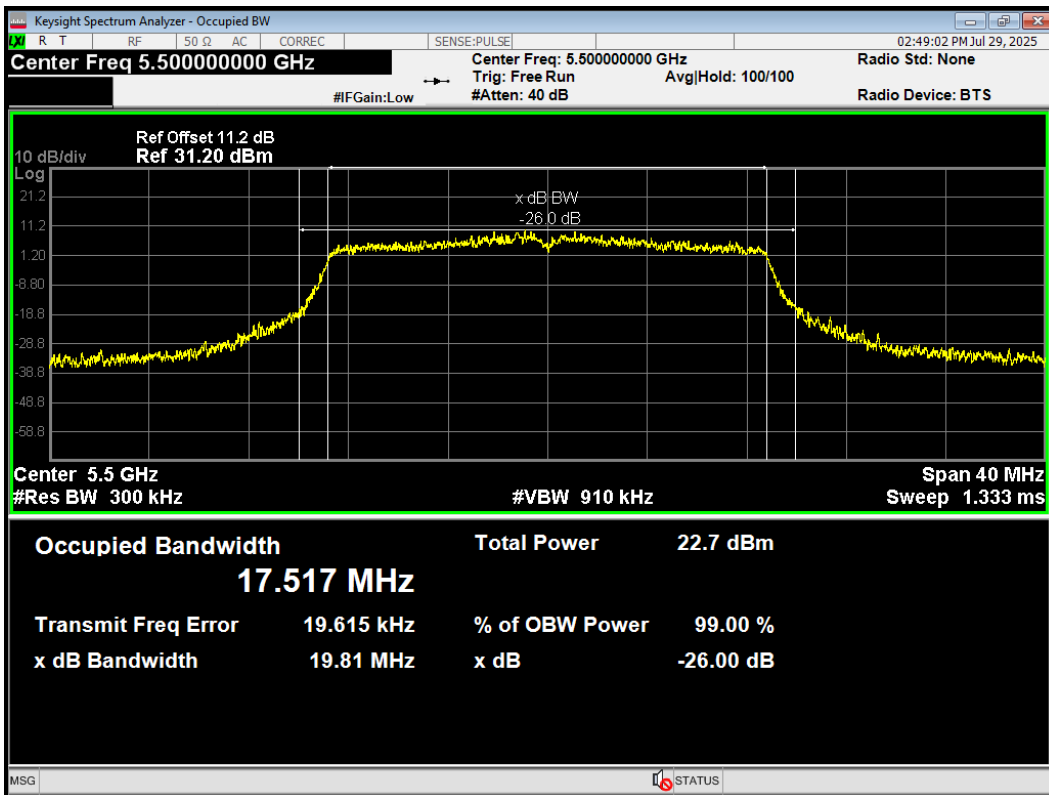
OBW 802.11ax(HE80) 5610MHz



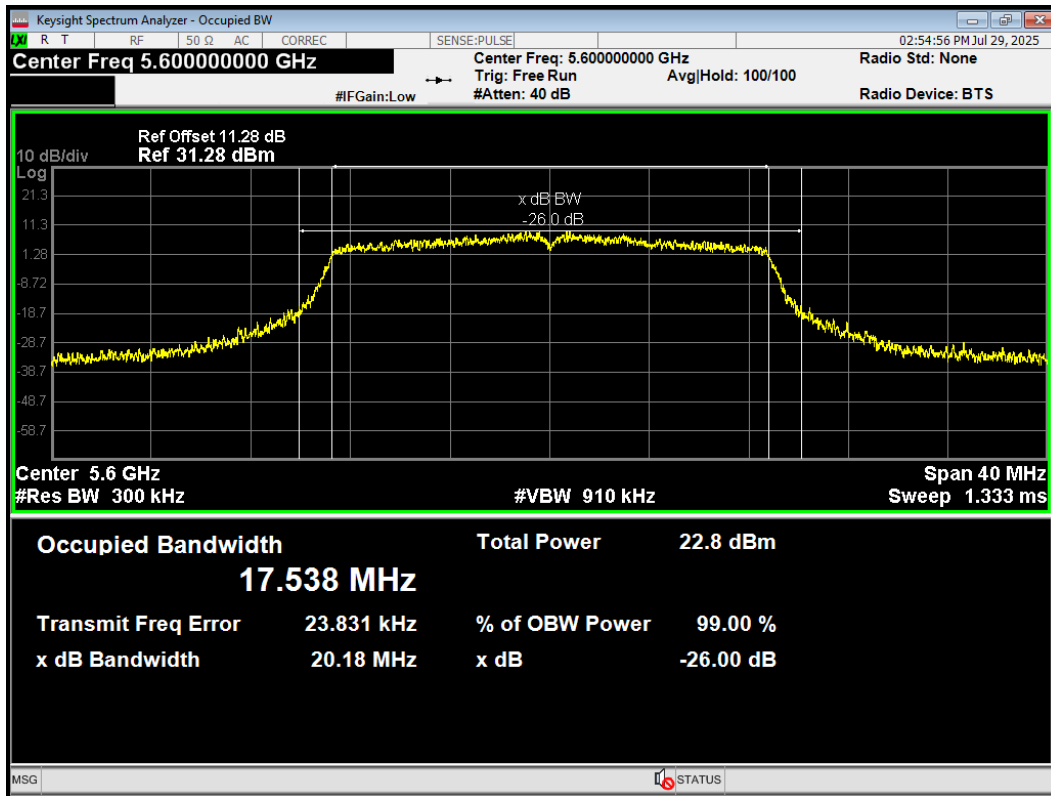
OBW 802.11ax(HE80) 5690MHz



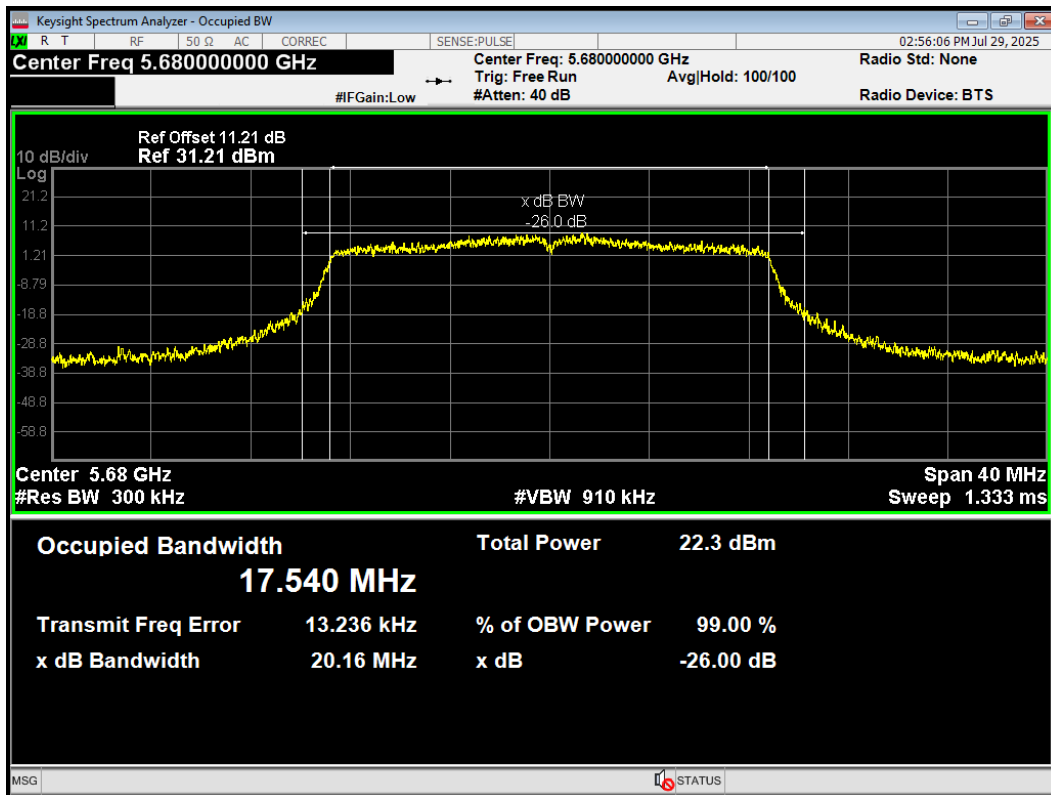
OBW 802.11n(HT20) 5500MHz



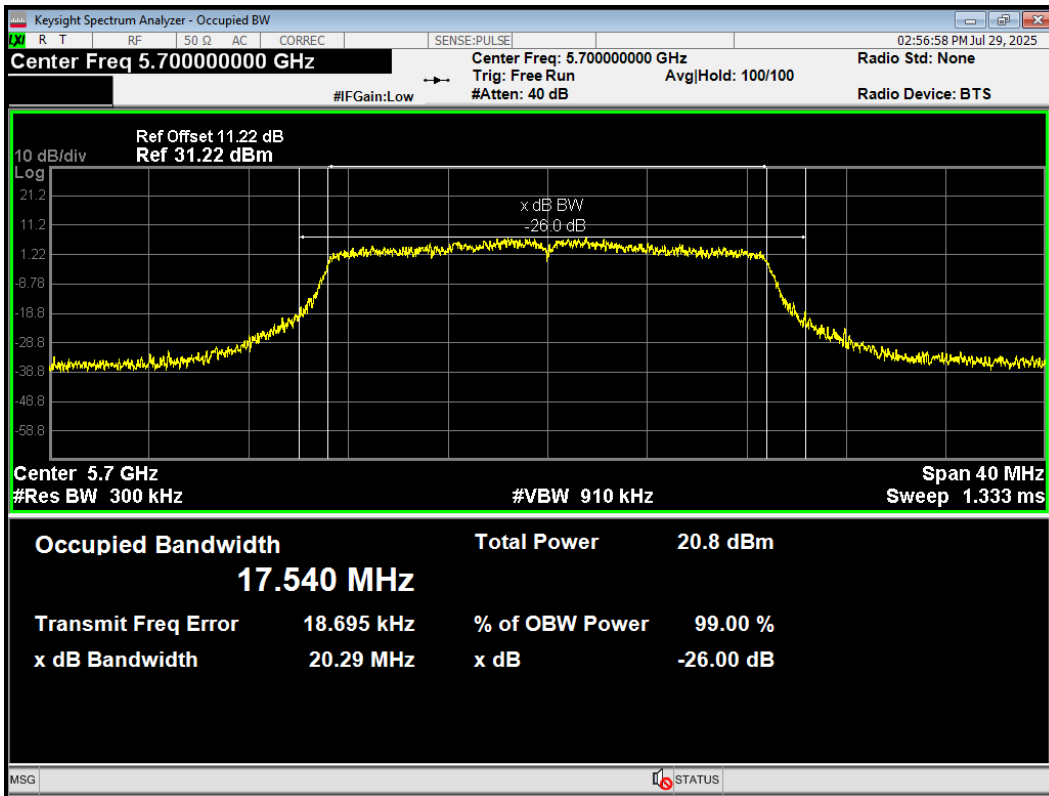
OBW 802.11n(HT20) 5600MHz



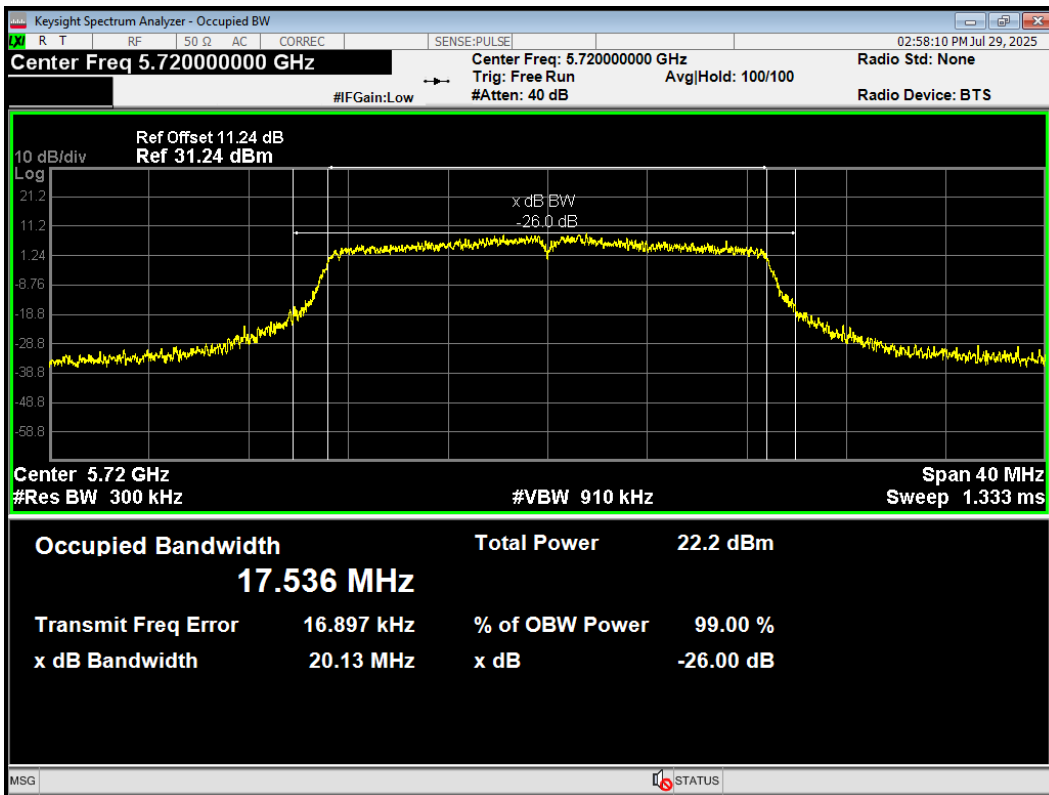
OBW 802.11n(HT20) 5680MHz



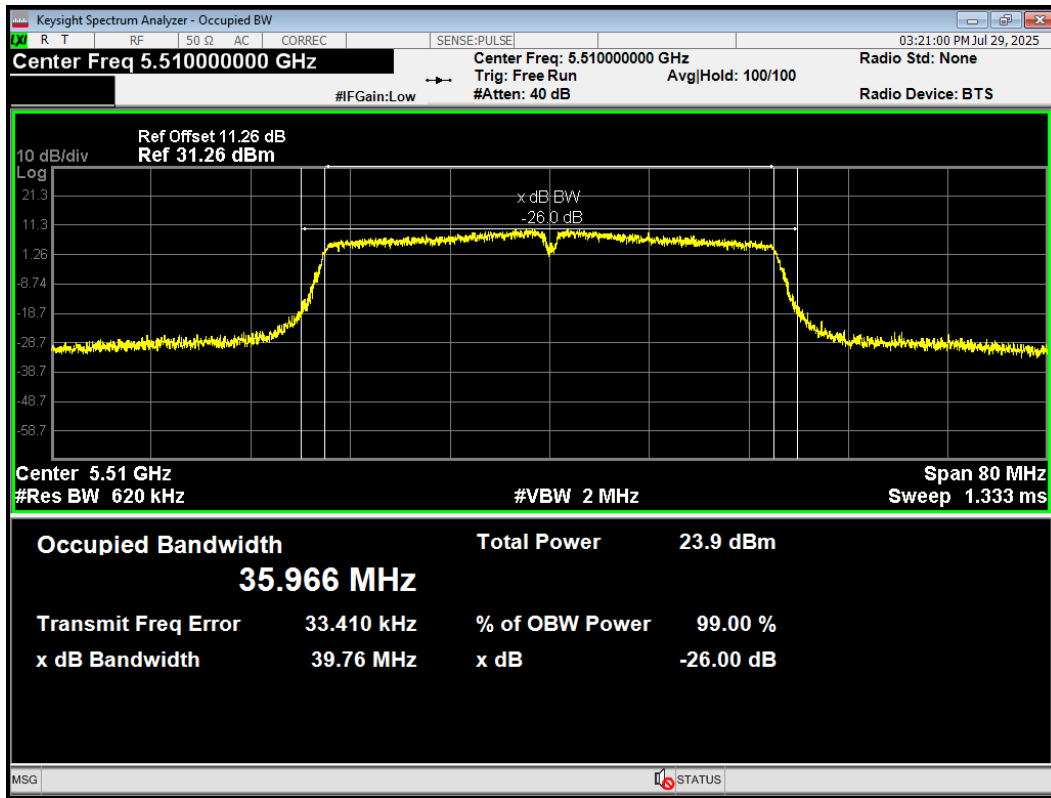
OBW 802.11n(HT20) 5700MHz



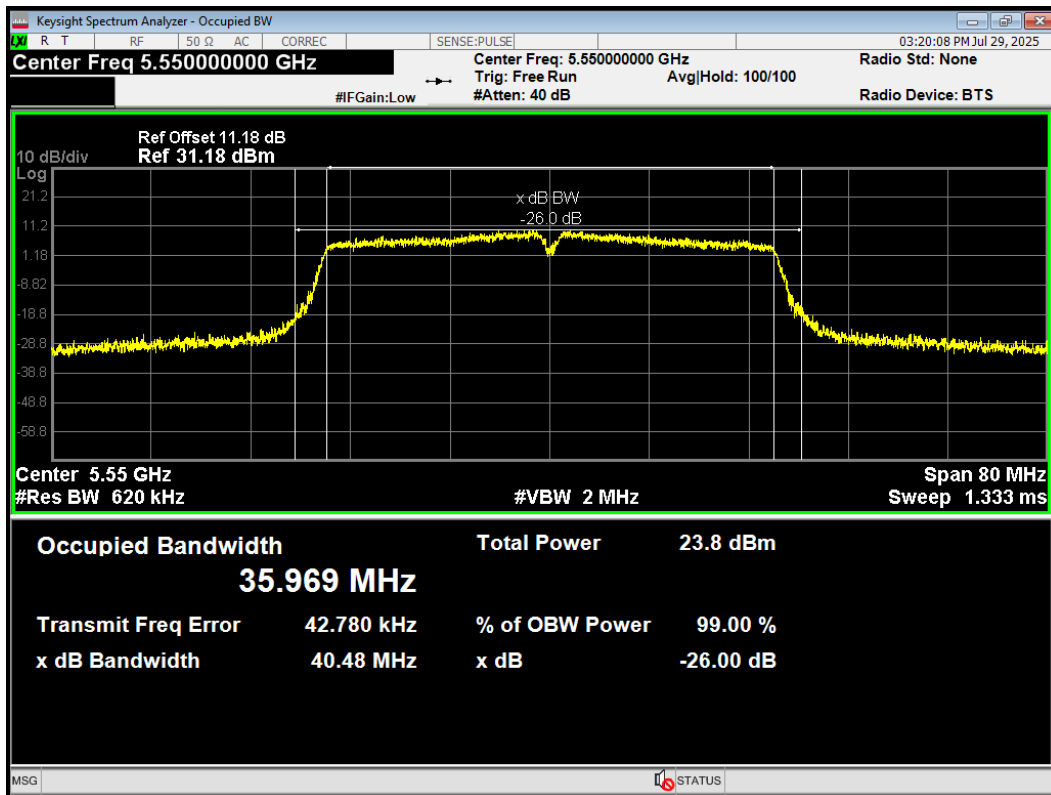
OBW 802.11n(HT20) 5720MHz



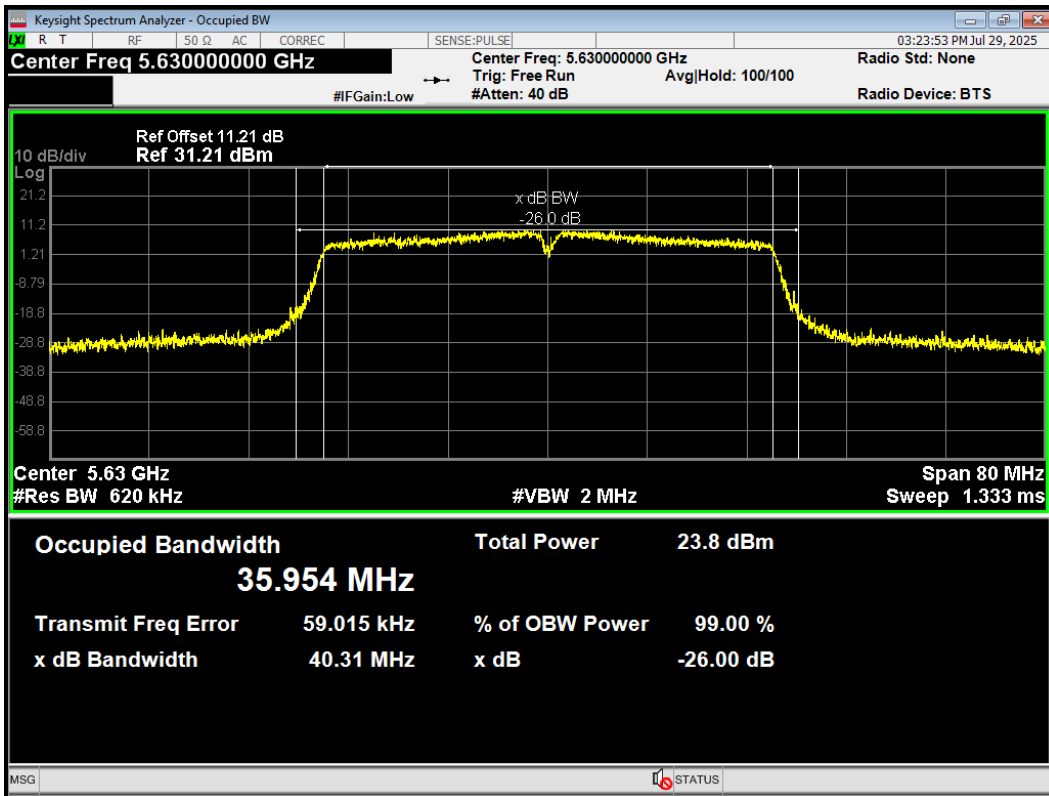
OBW 802.11n(HT40) 5510MHz



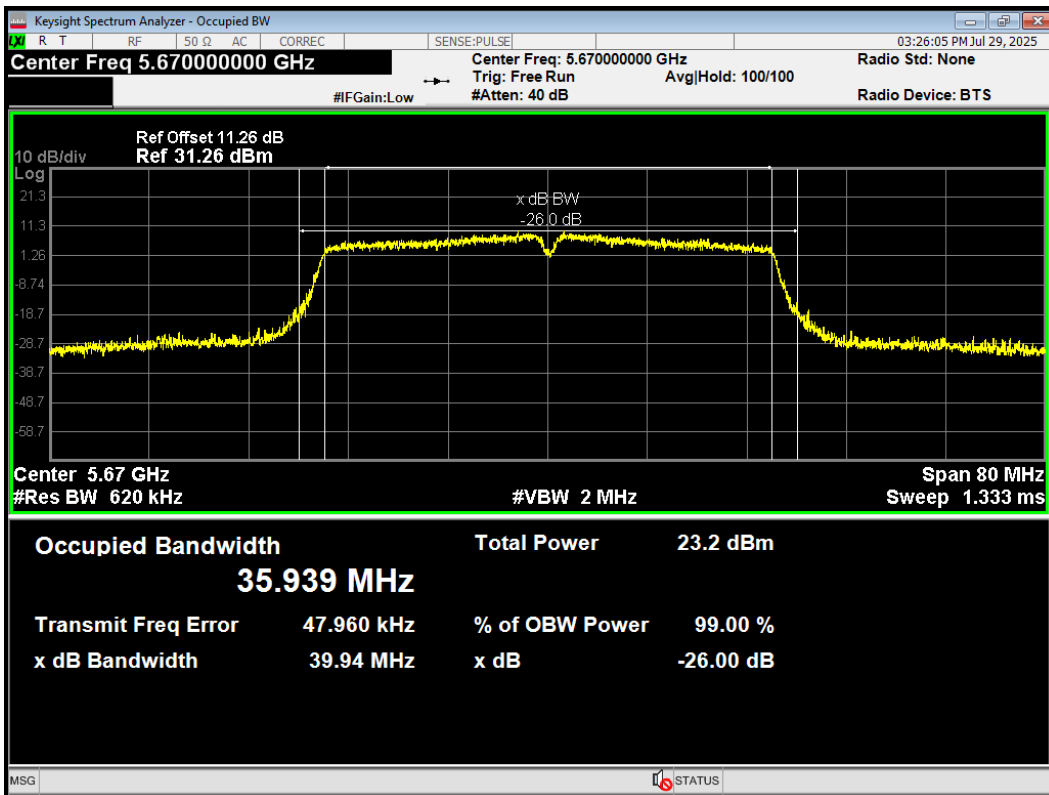
OBW 802.11n(HT40) 5550MHz



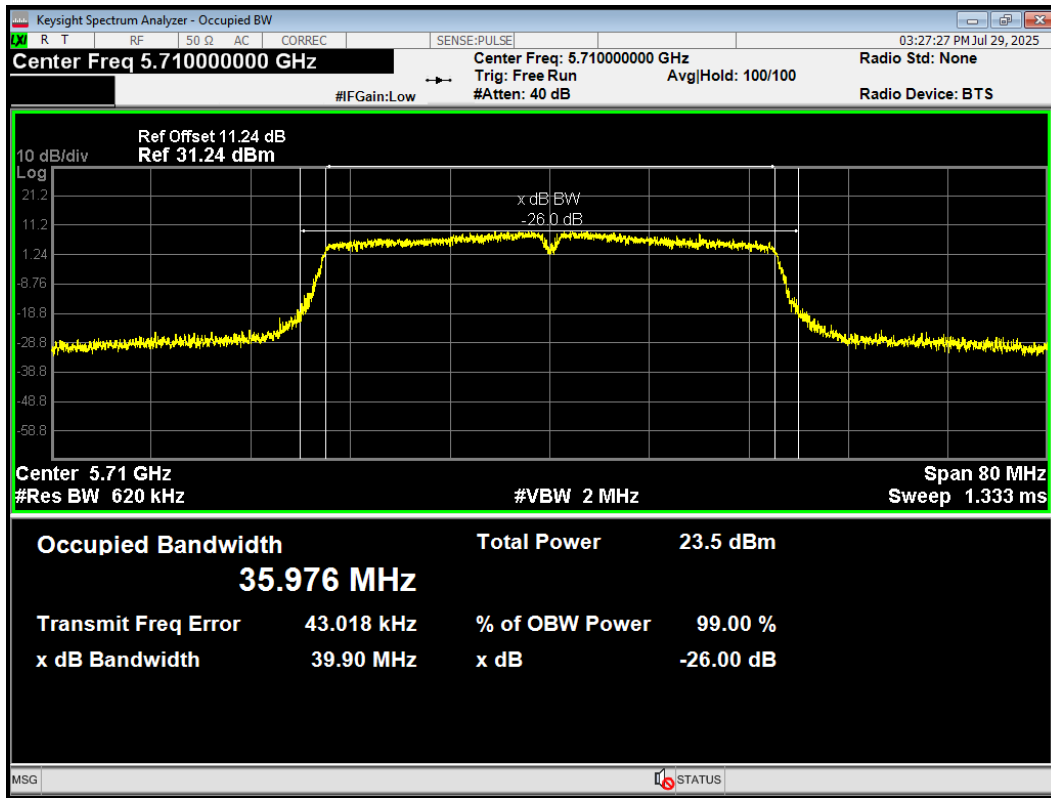
OBW 802.11n(HT40) 5630MHz



OBW 802.11n(HT40) 5670MHz

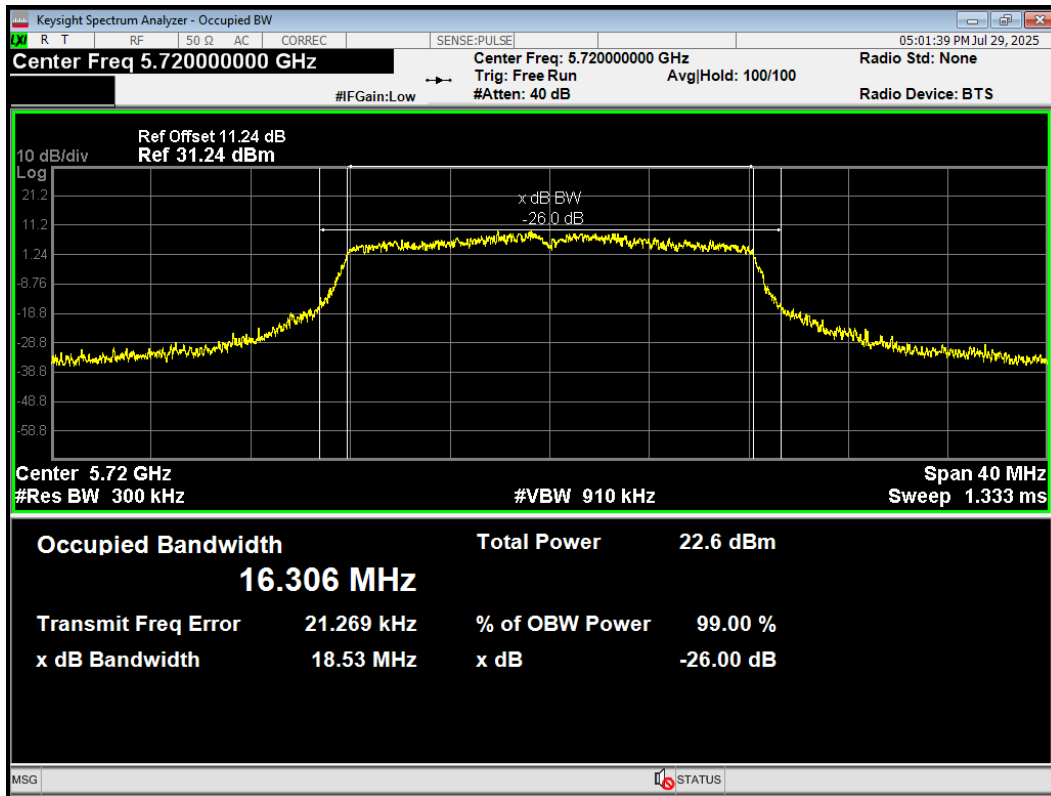


OBW 802.11n(HT40) 5710MHz

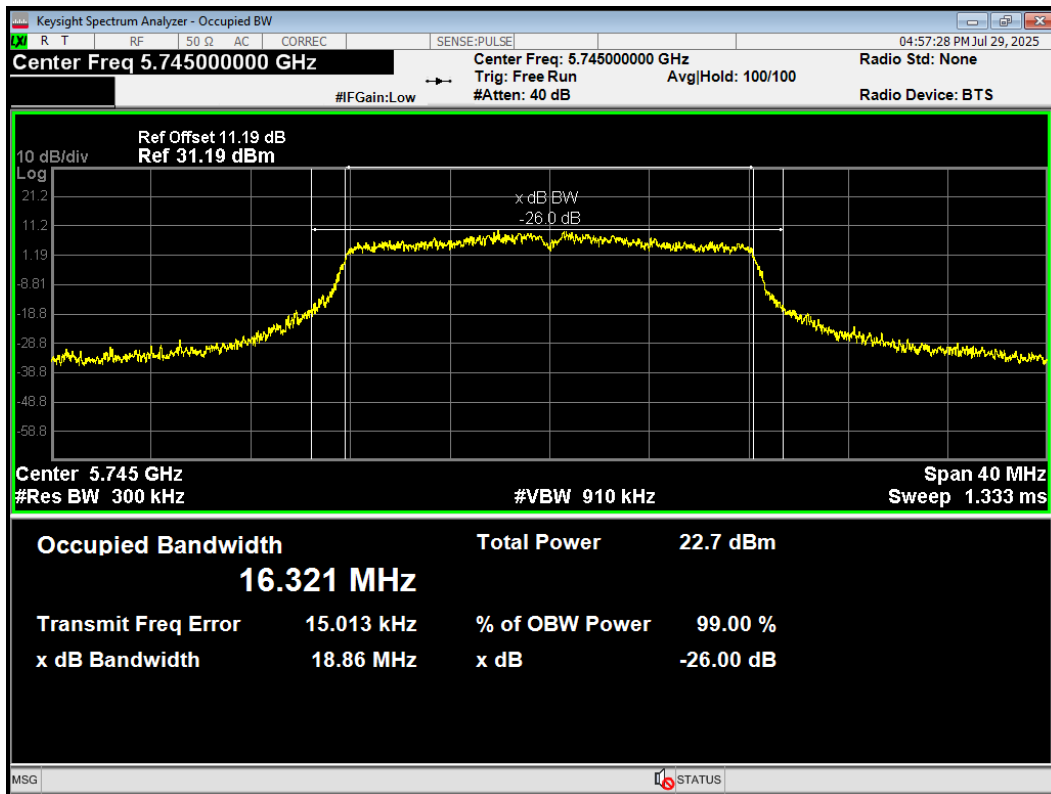


U-NII-3

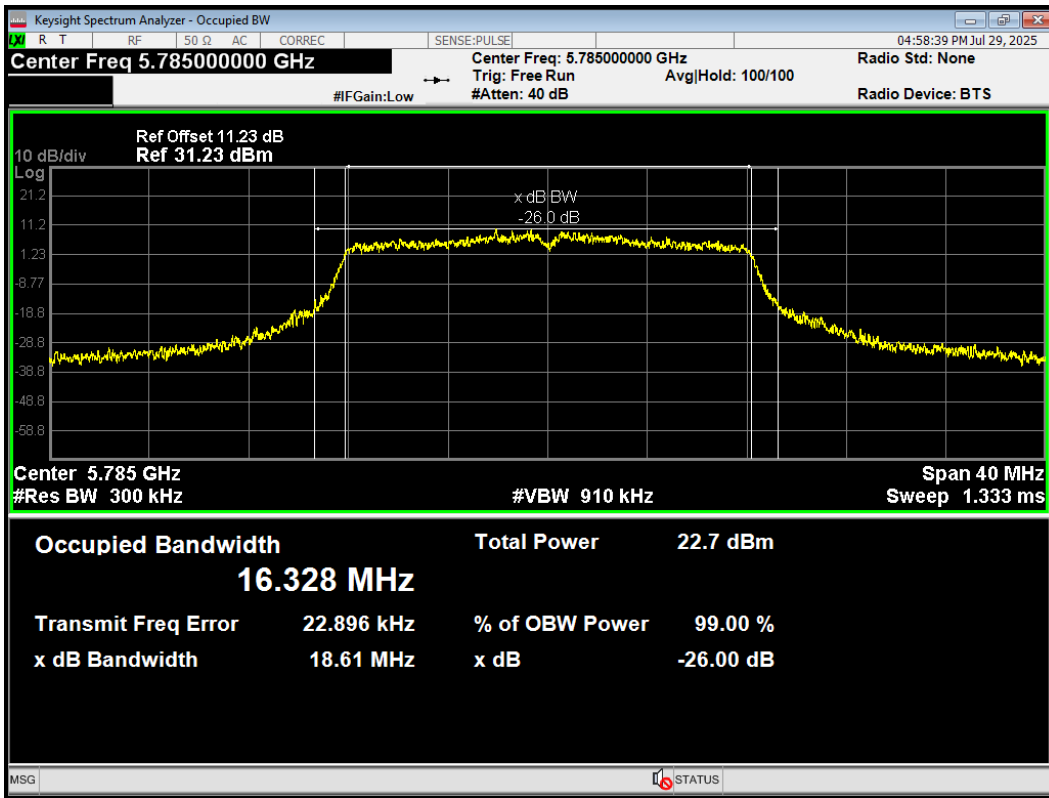
OBW 802.11a 5720MHz



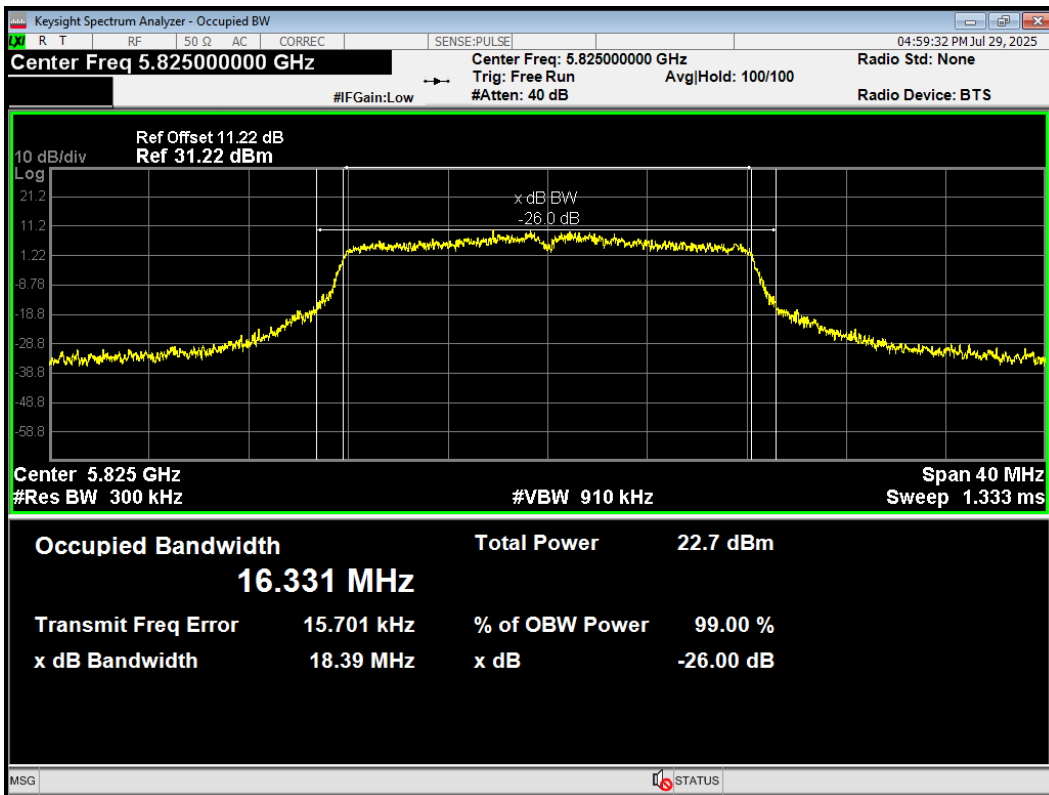
OBW 802.11a 5745MHz



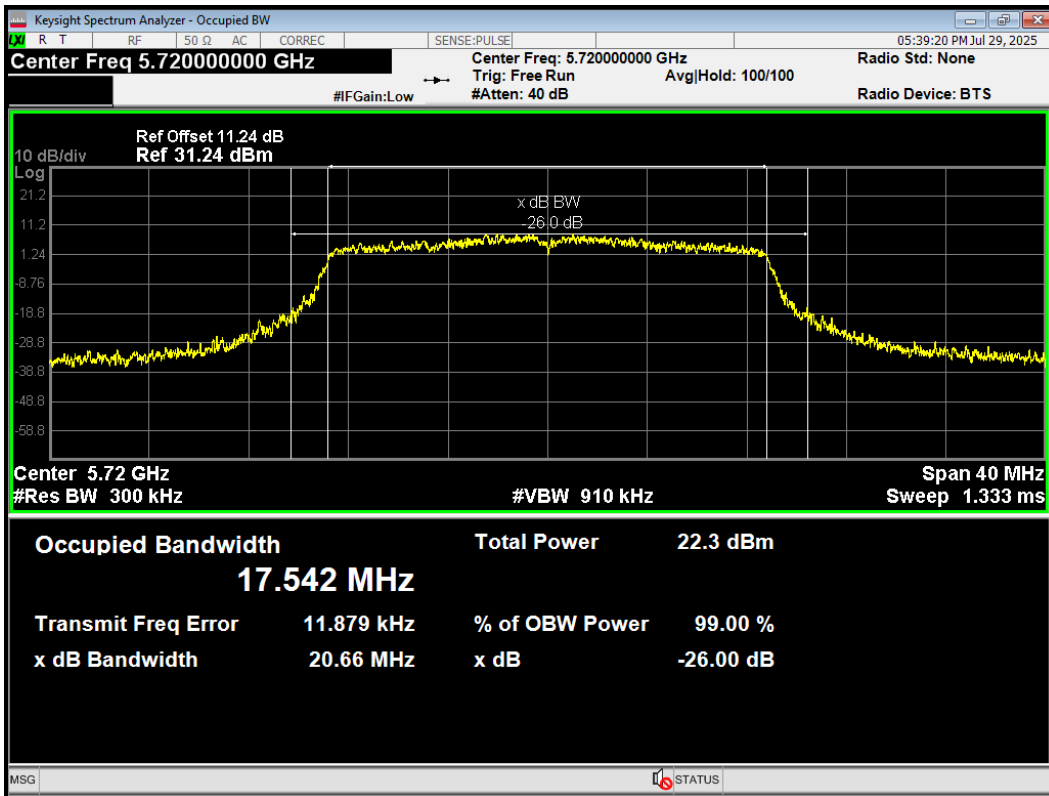
OBW 802.11a 5785MHz



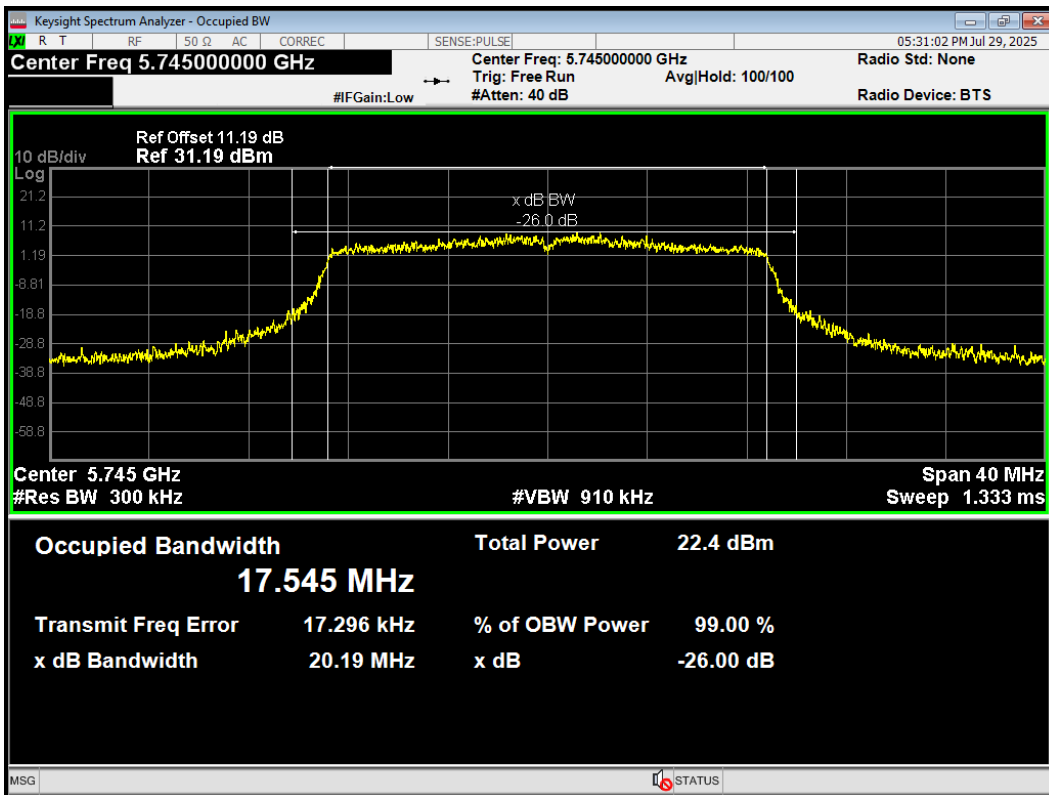
OBW 802.11a 5825MHz



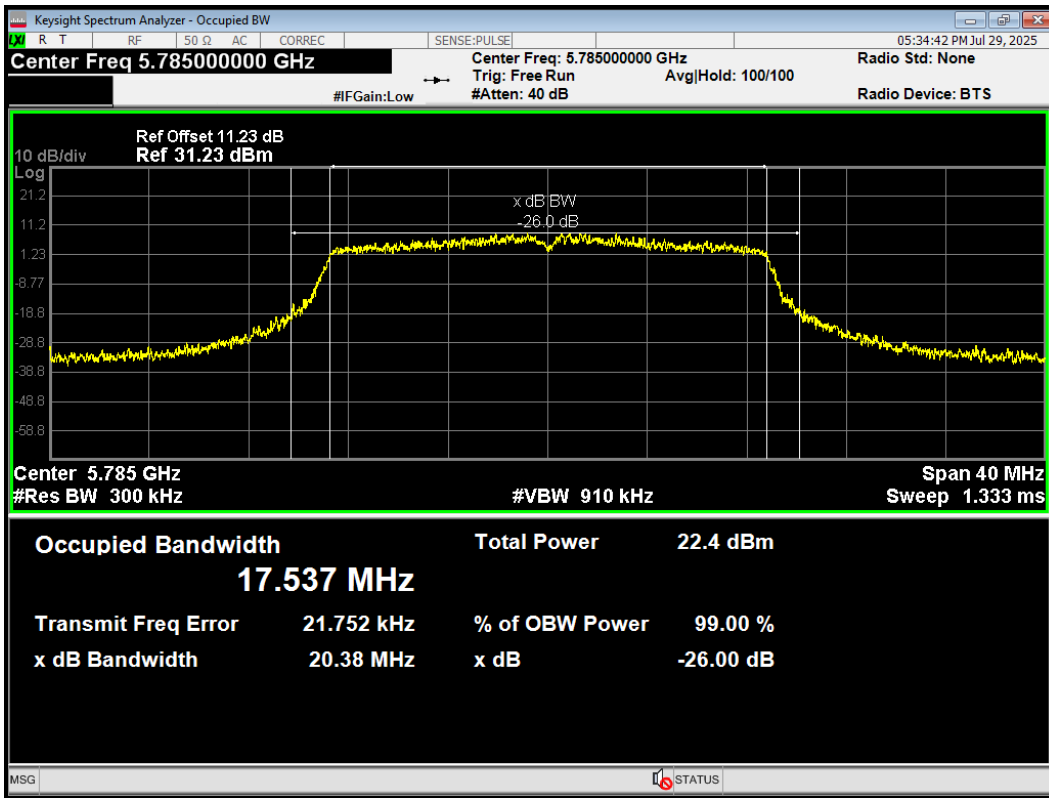
OBW 802.11ac(VHT20) 5720MHz



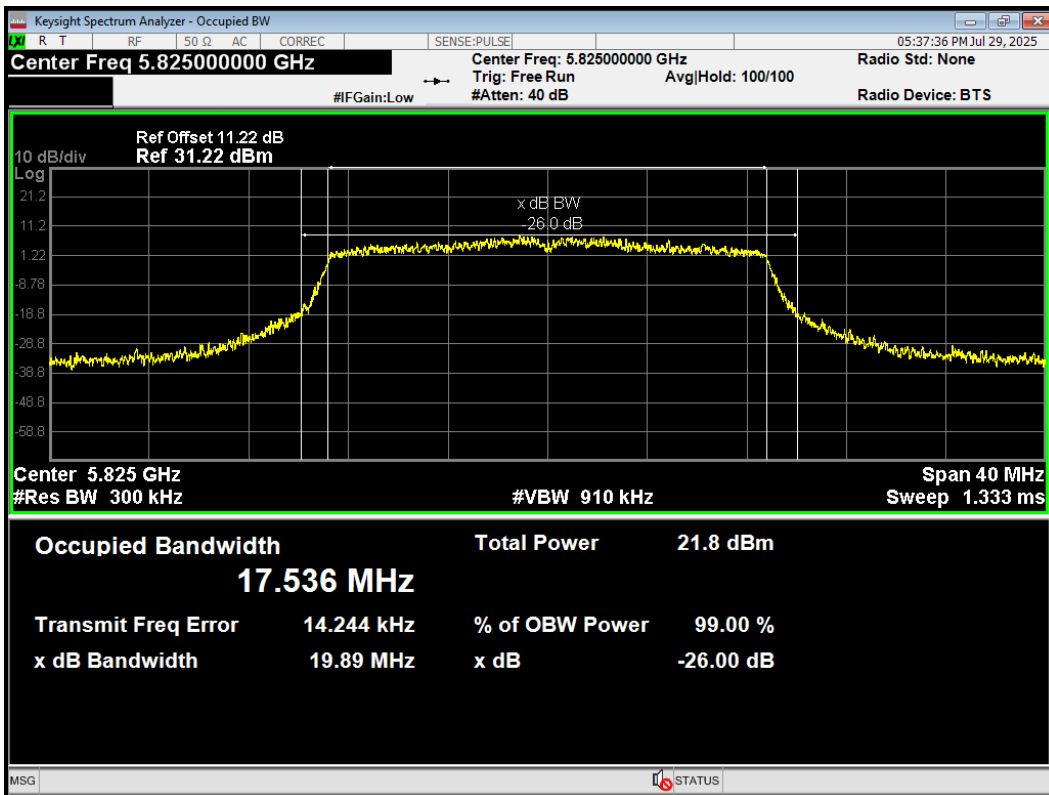
OBW 802.11ac(VHT20) 5745MHz



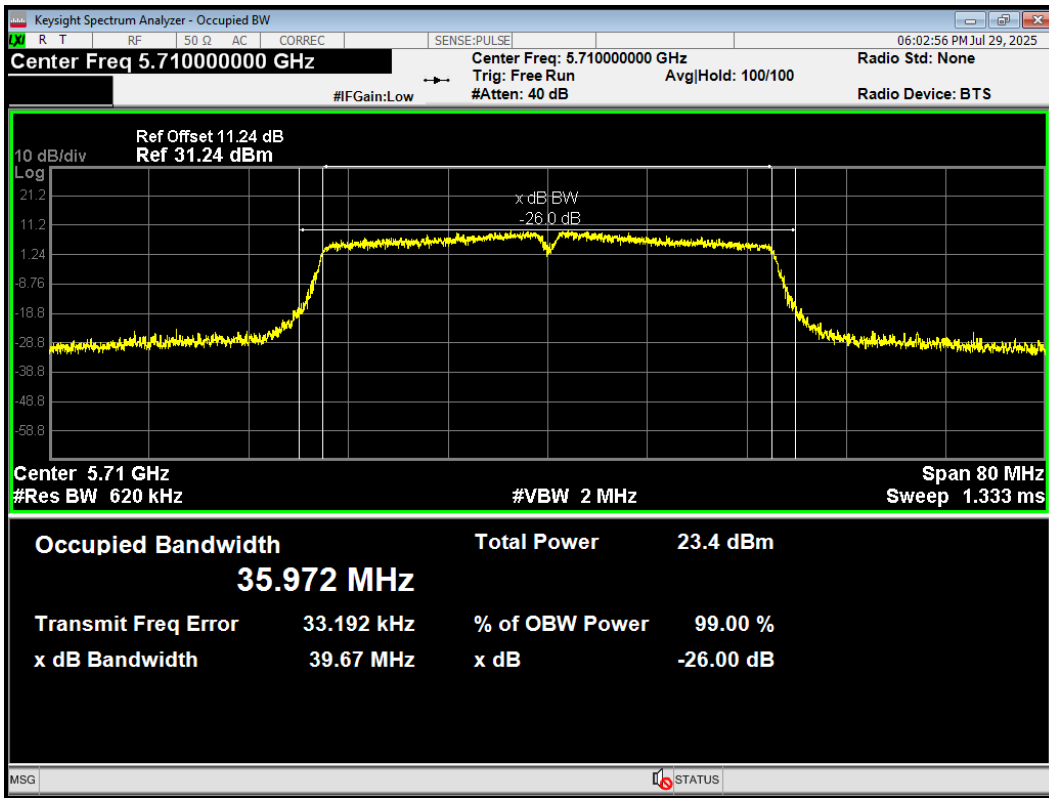
OBW 802.11ac(VHT20) 5785MHz



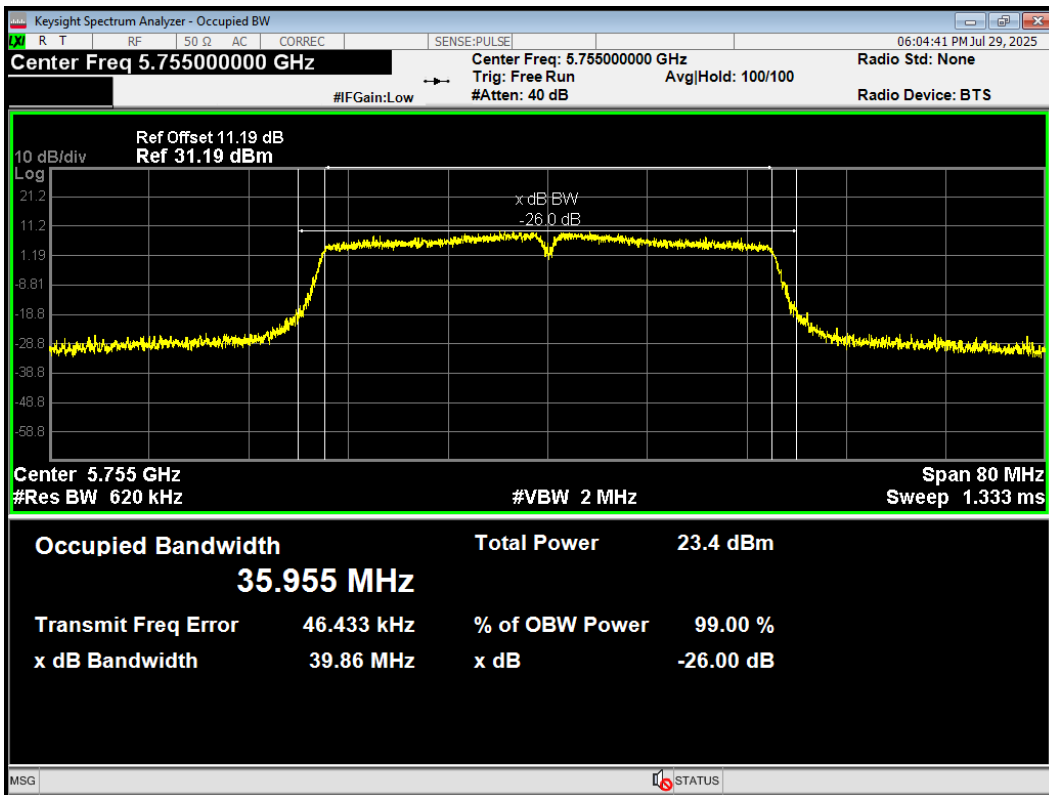
OBW 802.11ac(VHT20) 5825MHz



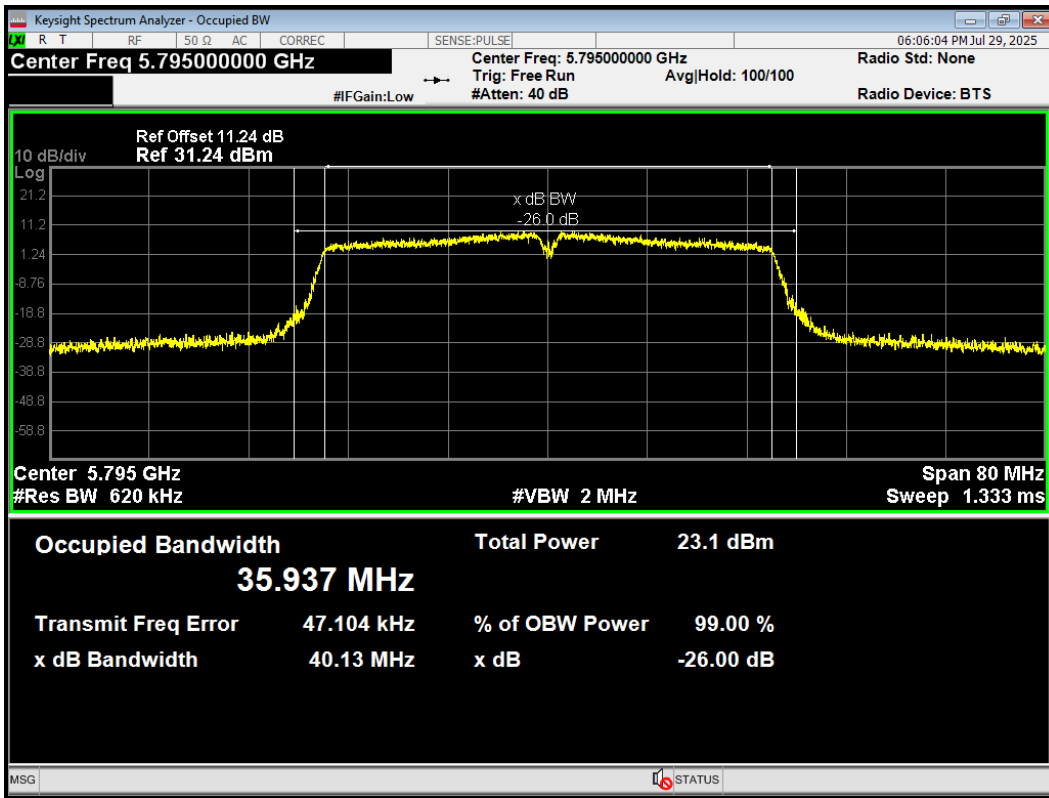
OBW 802.11ac(VHT40) 5710MHz



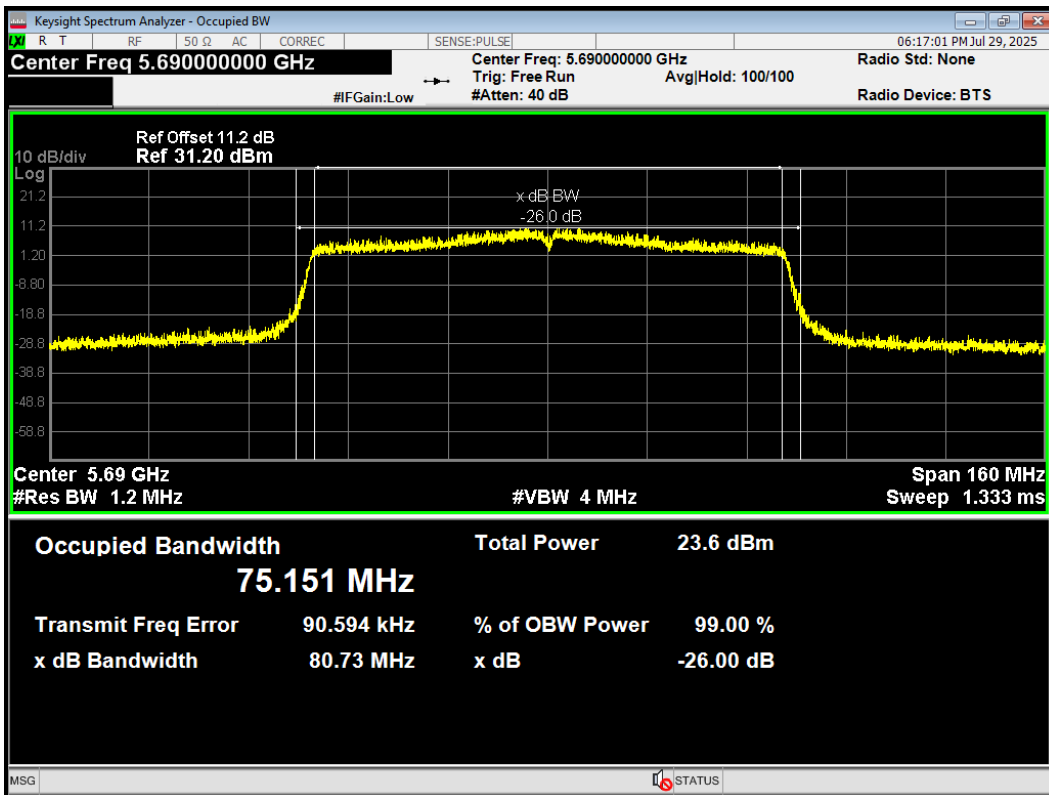
OBW 802.11ac(VHT40) 5755MHz



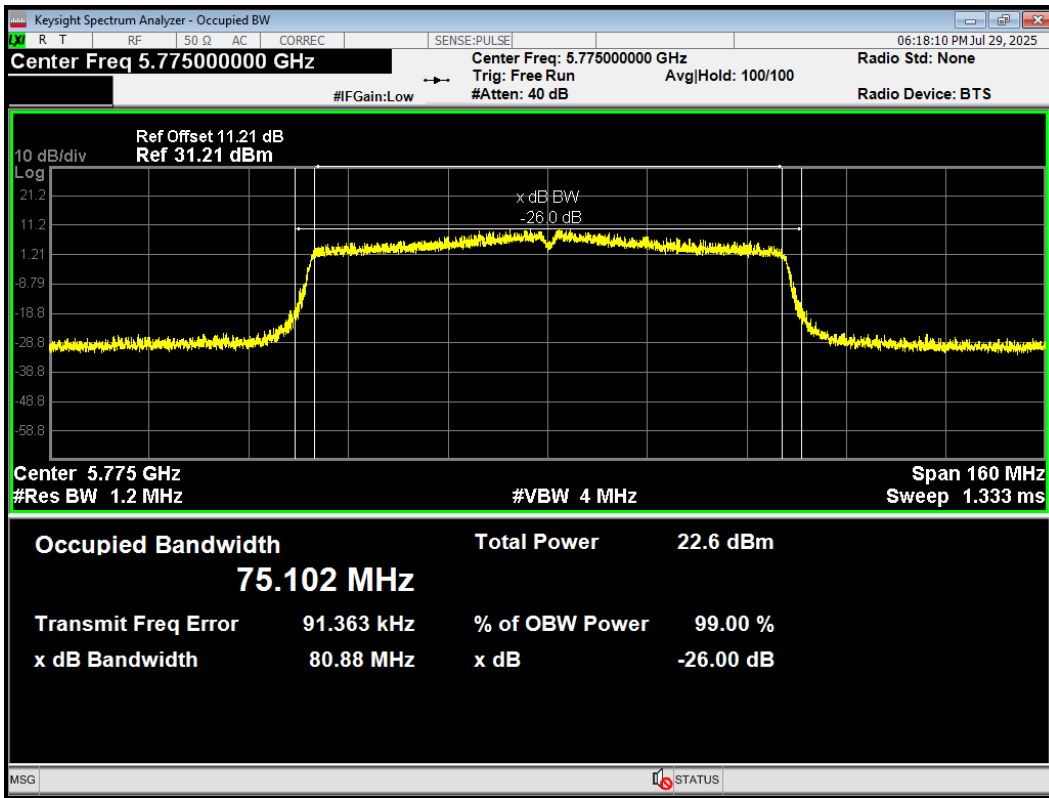
OBW 802.11ac(VHT40) 5795MHz



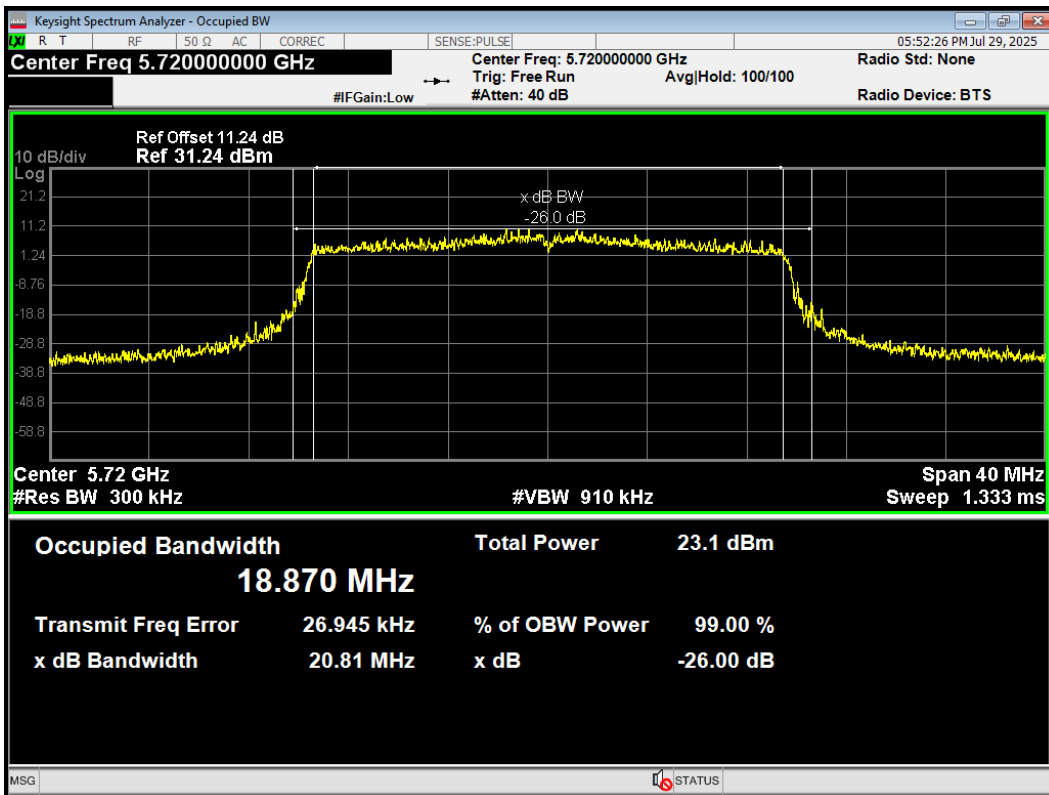
OBW 802.11ac(VHT80) 5690MHz



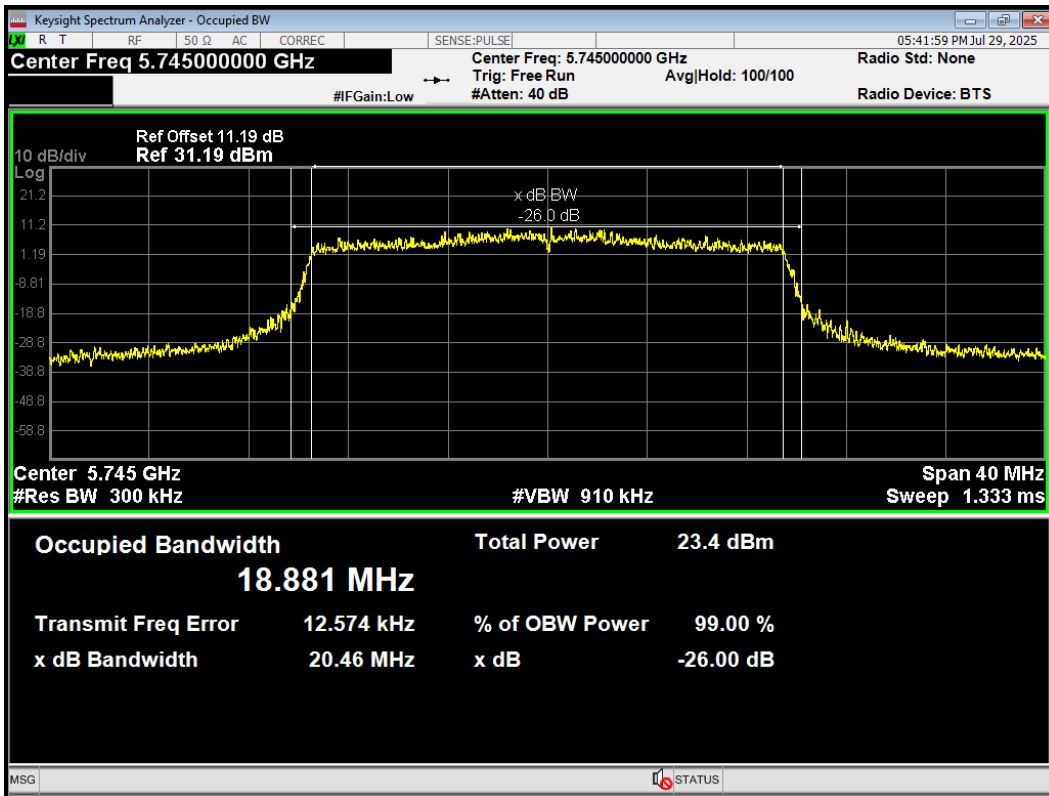
OBW 802.11ac(VHT80) 5775MHz



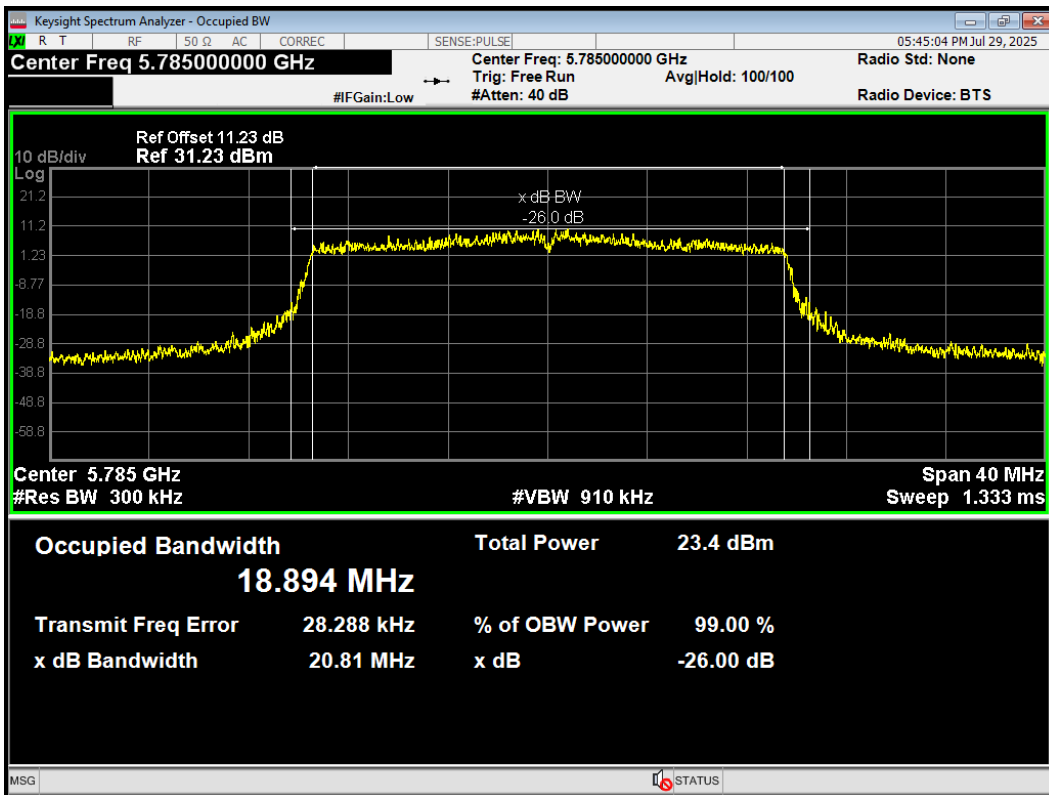
OBW 802.11ax(HE20) 5720MHz



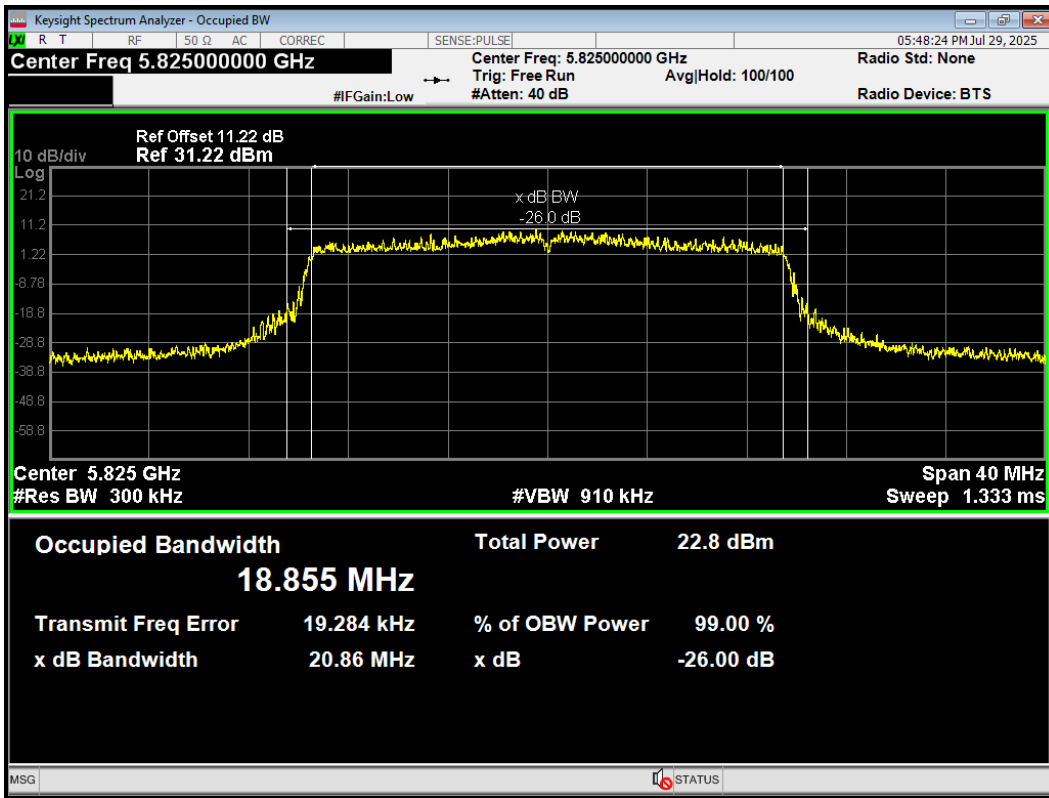
OBW 802.11ax(HE20) 5745MHz



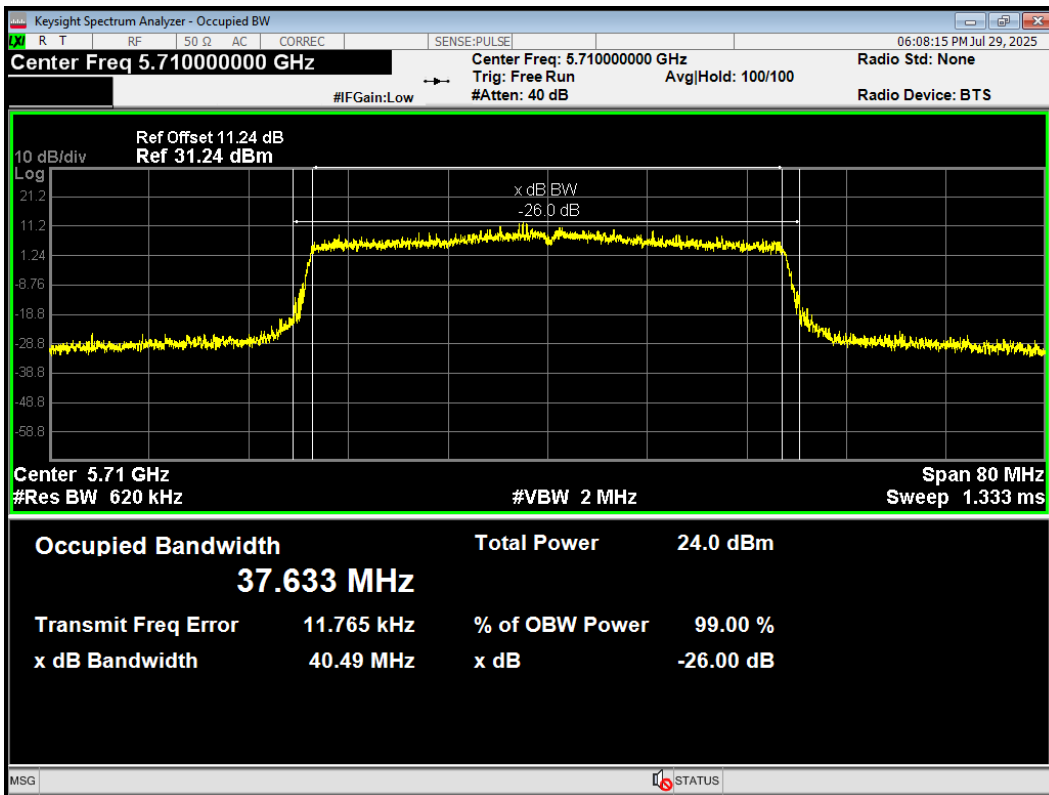
OBW 802.11ax(HE20) 5785MHz



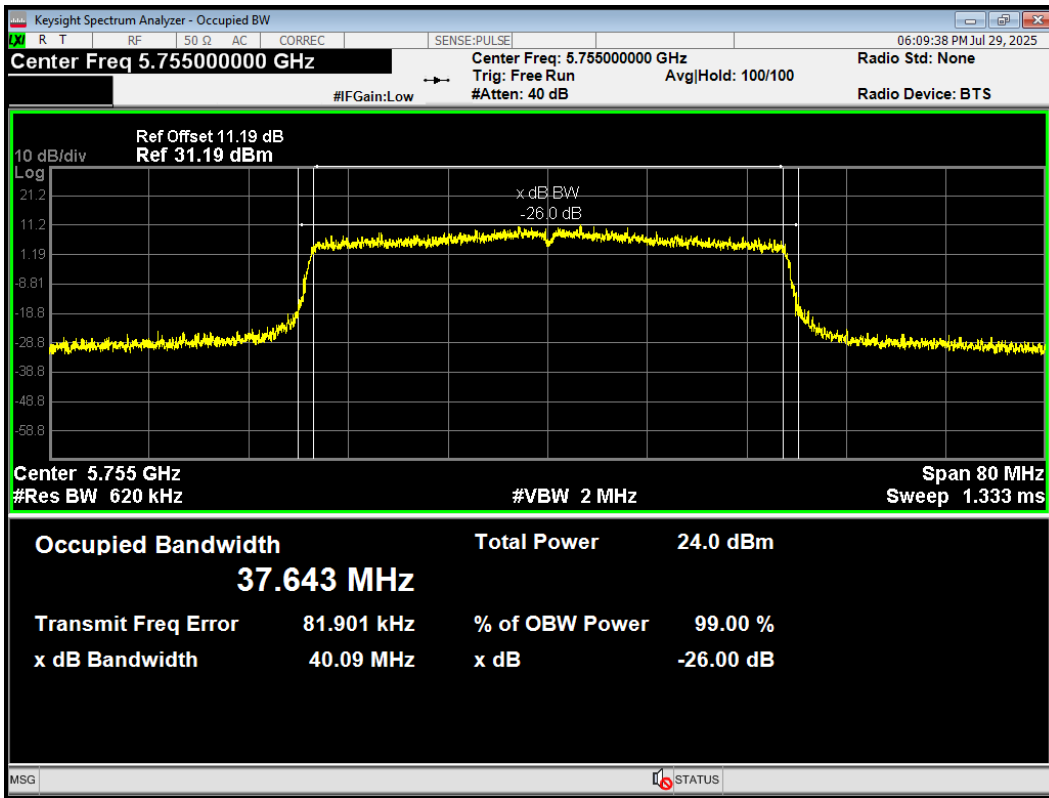
OBW 802.11ax(HE20) 5825MHz



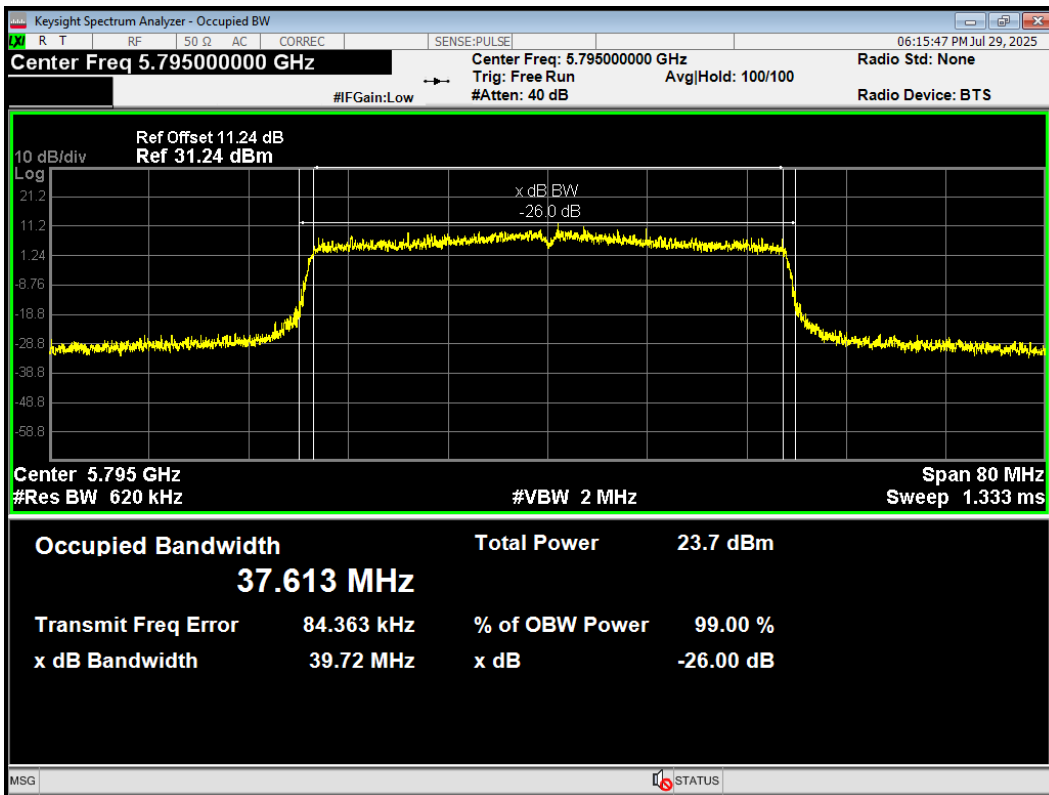
OBW 802.11ax(HE40) 5710MHz



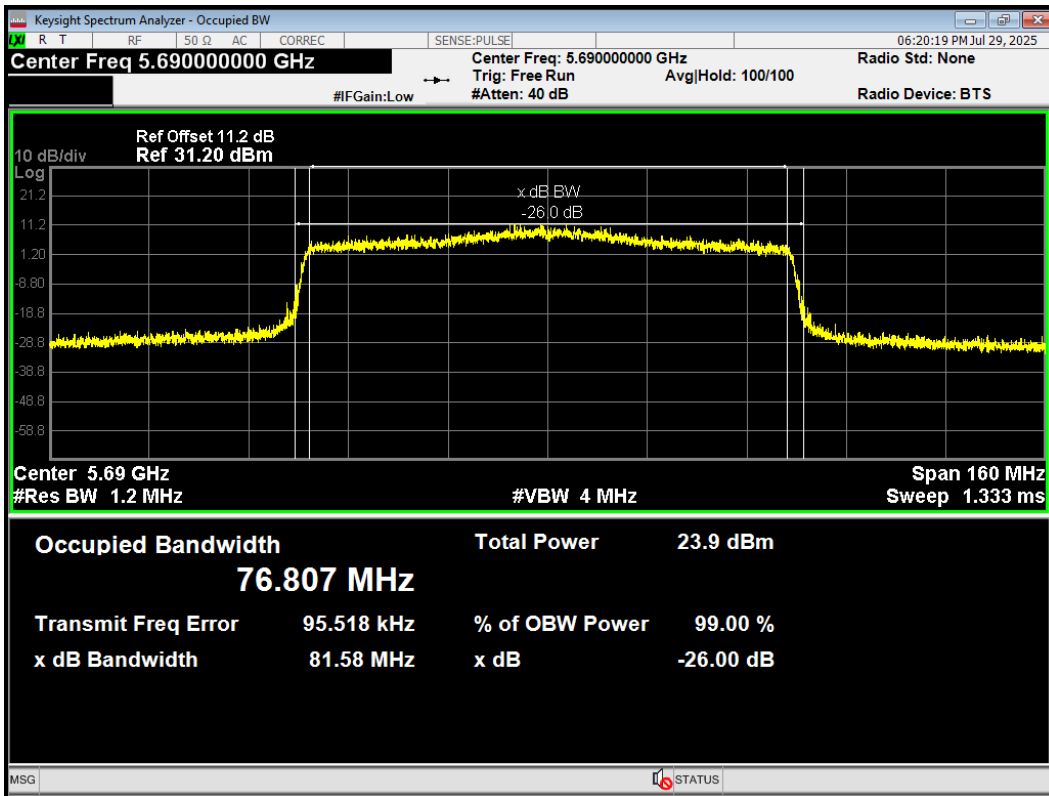
OBW 802.11ax(HE40) 5755MHz



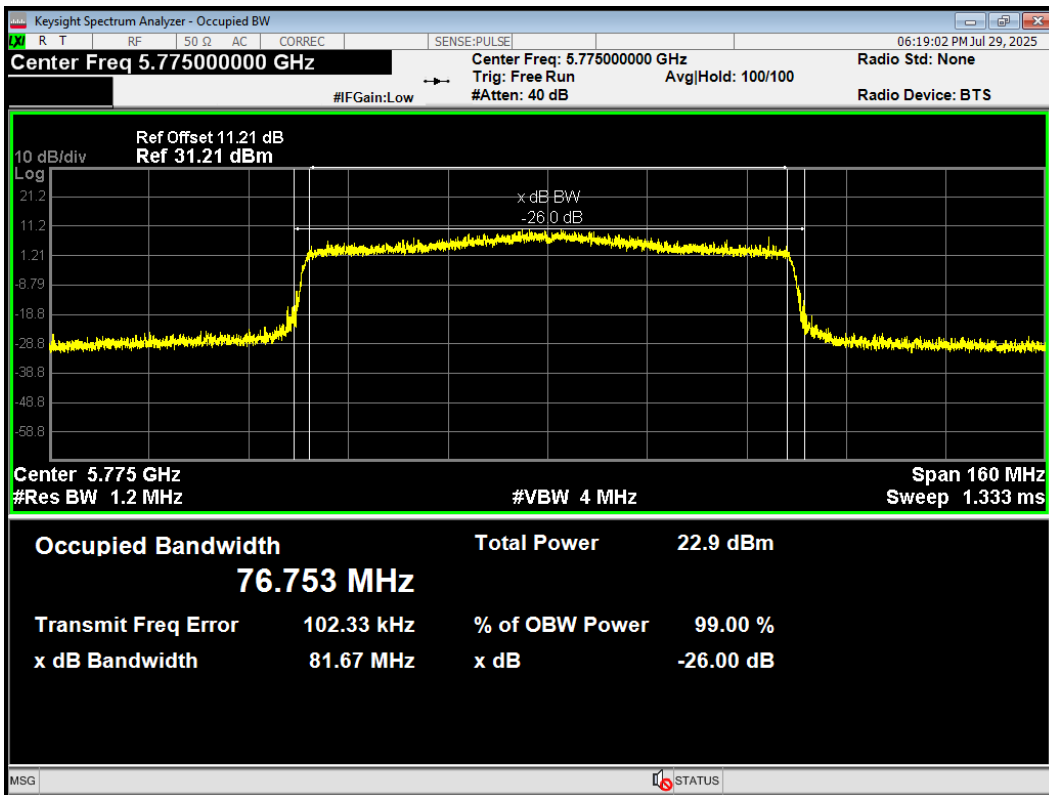
OBW 802.11ax(HE40) 5795MHz



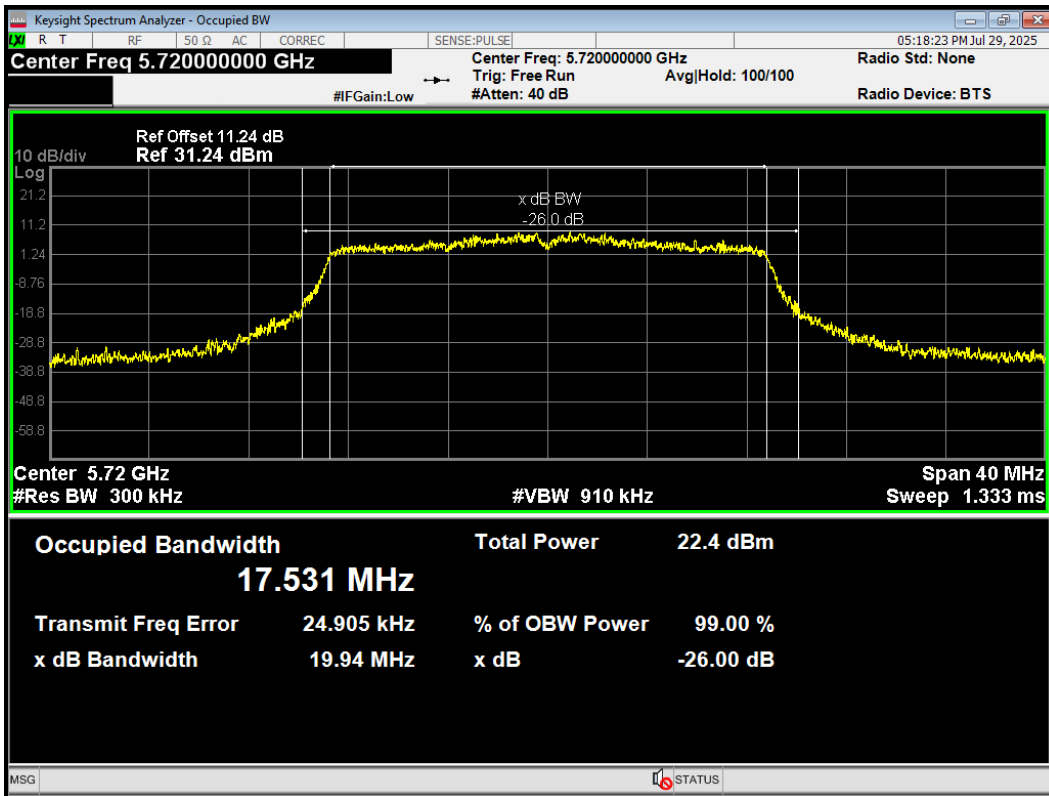
OBW 802.11ax(HE80) 5690MHz



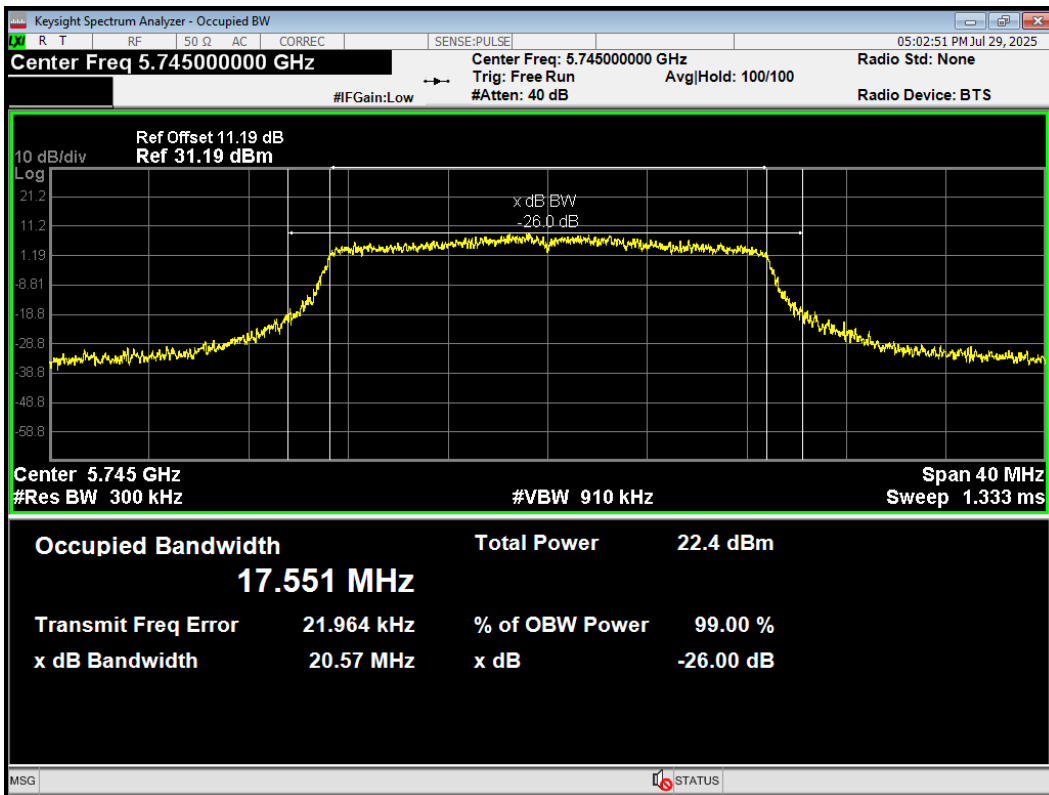
OBW 802.11ax(HE80) 5775MHz



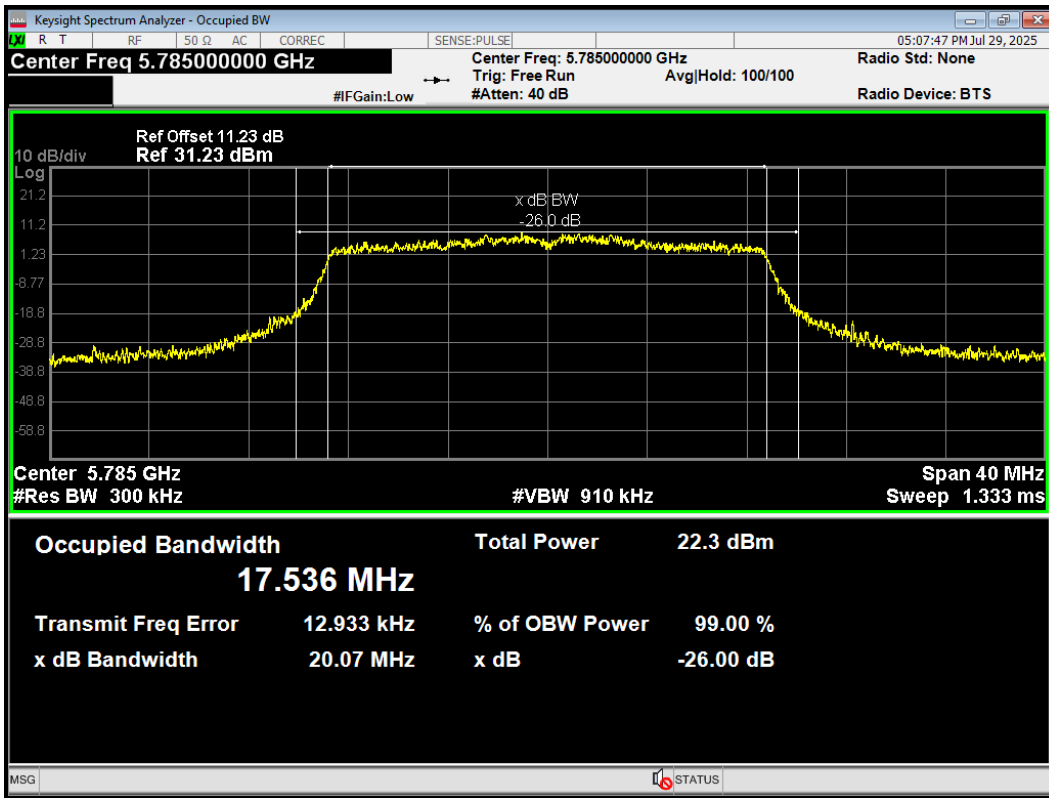
OBW 802.11n(HT20) 5720MHz



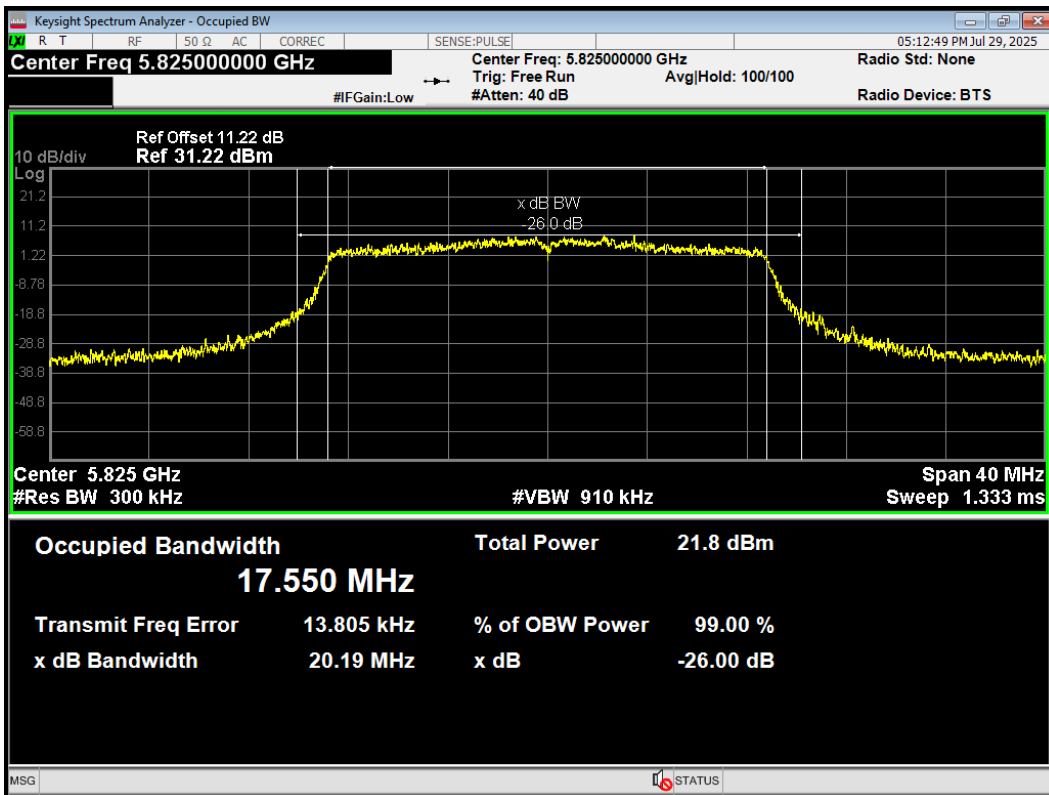
OBW 802.11n(HT20) 5745MHz



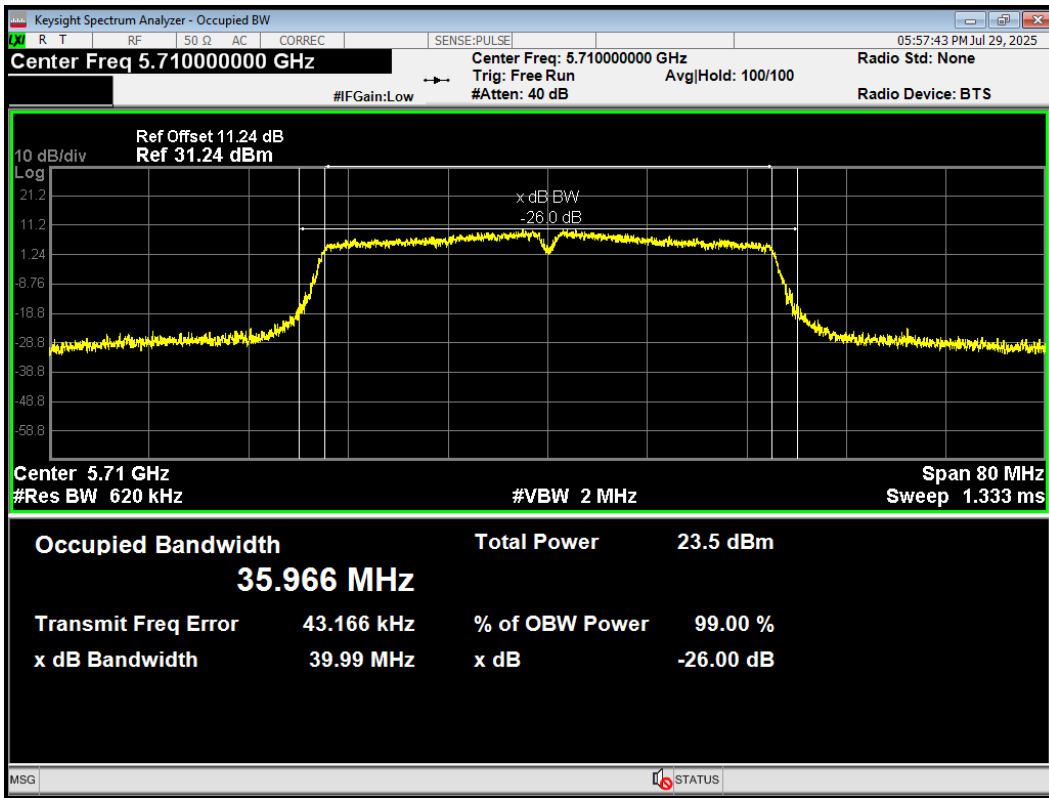
OBW 802.11n(HT20) 5785MHz



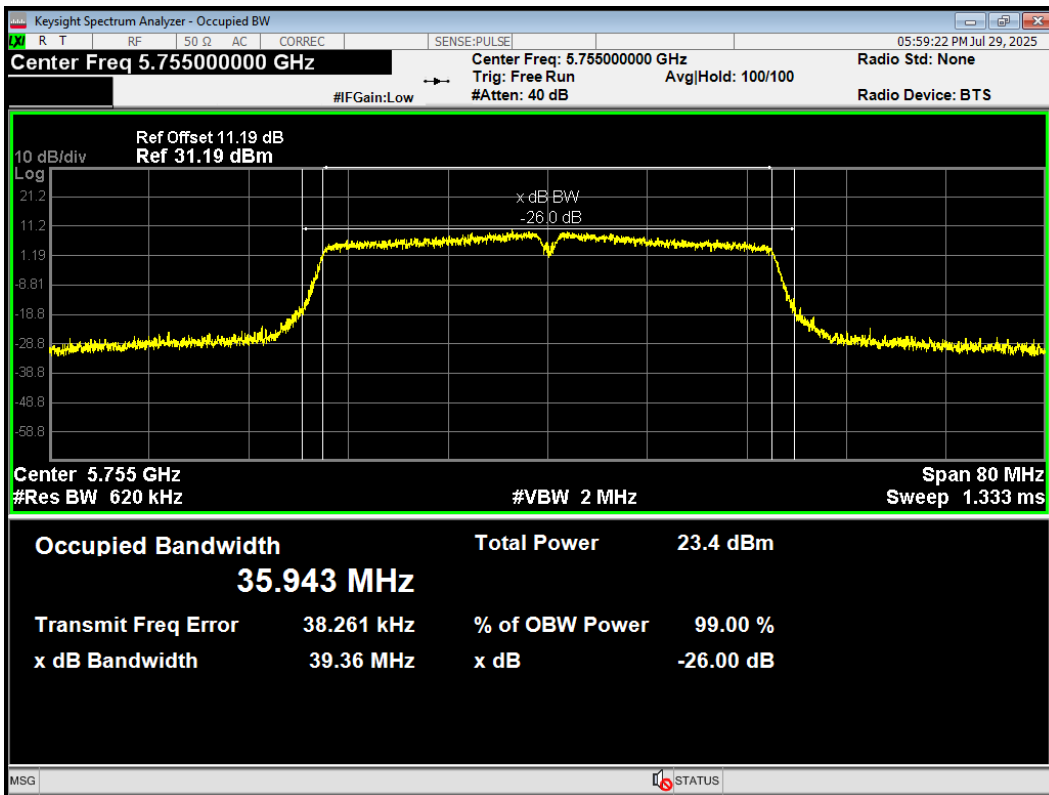
OBW 802.11n(HT20) 5825MHz



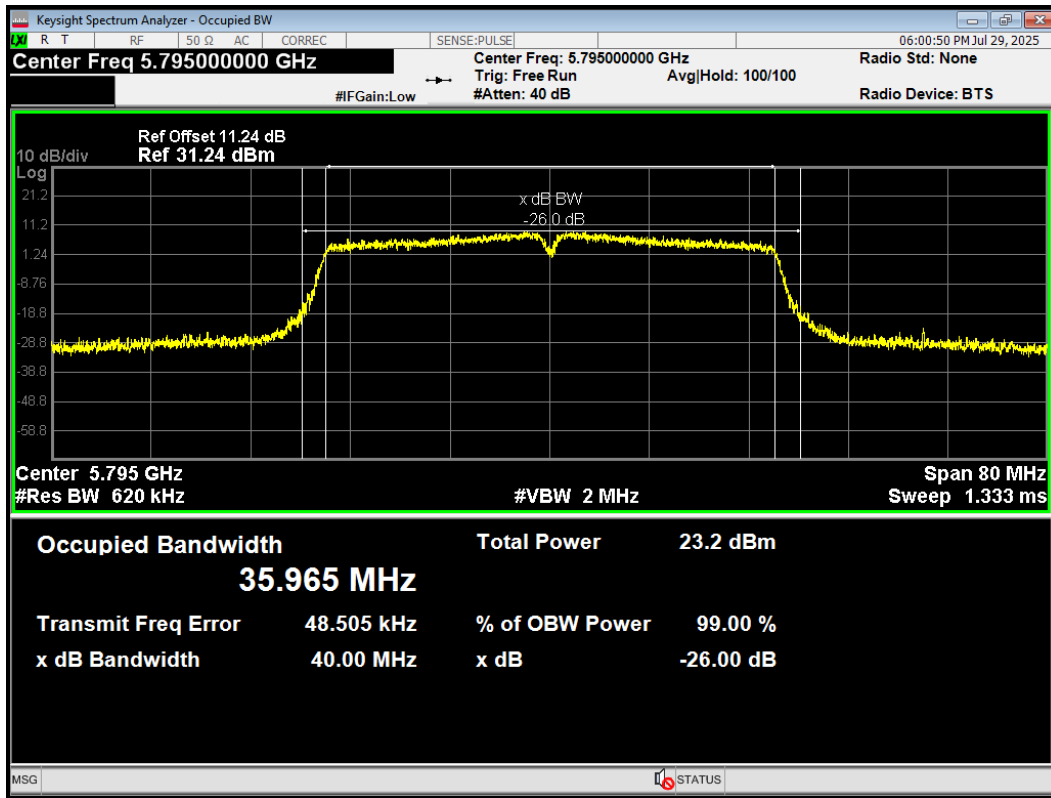
OBW 802.11n(HT40) 5710MHz



OBW 802.11n(HT40) 5755MHz

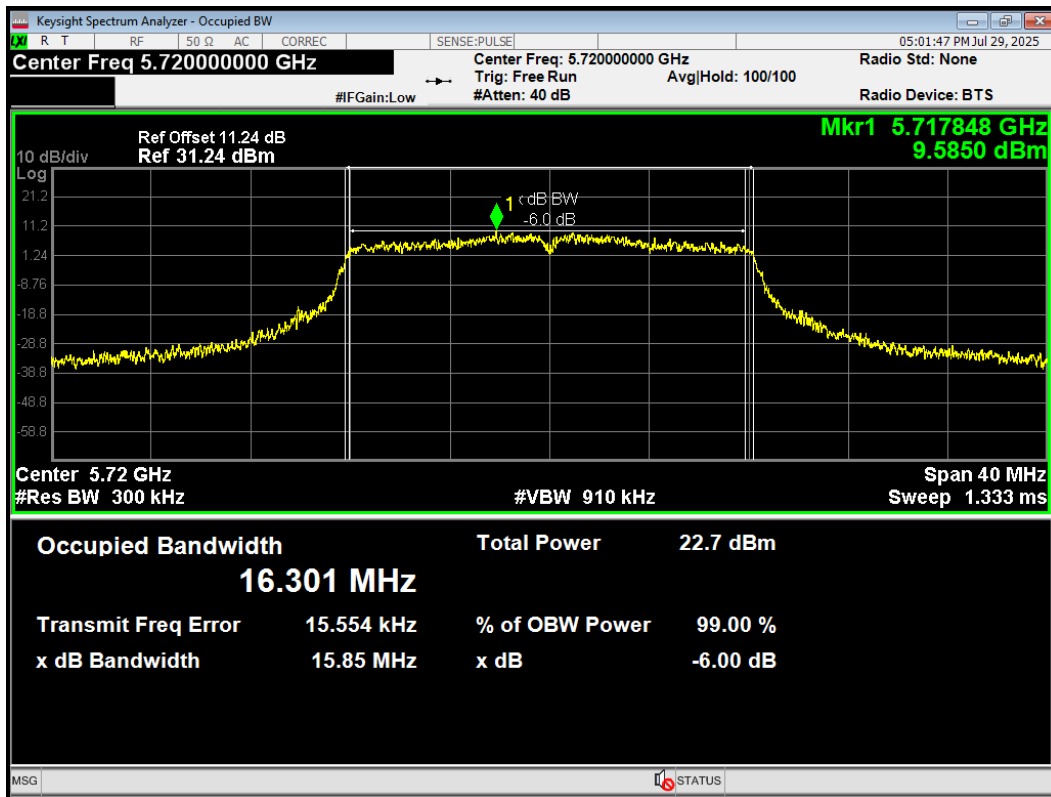


OBW 802.11n(HT40) 5795MHz

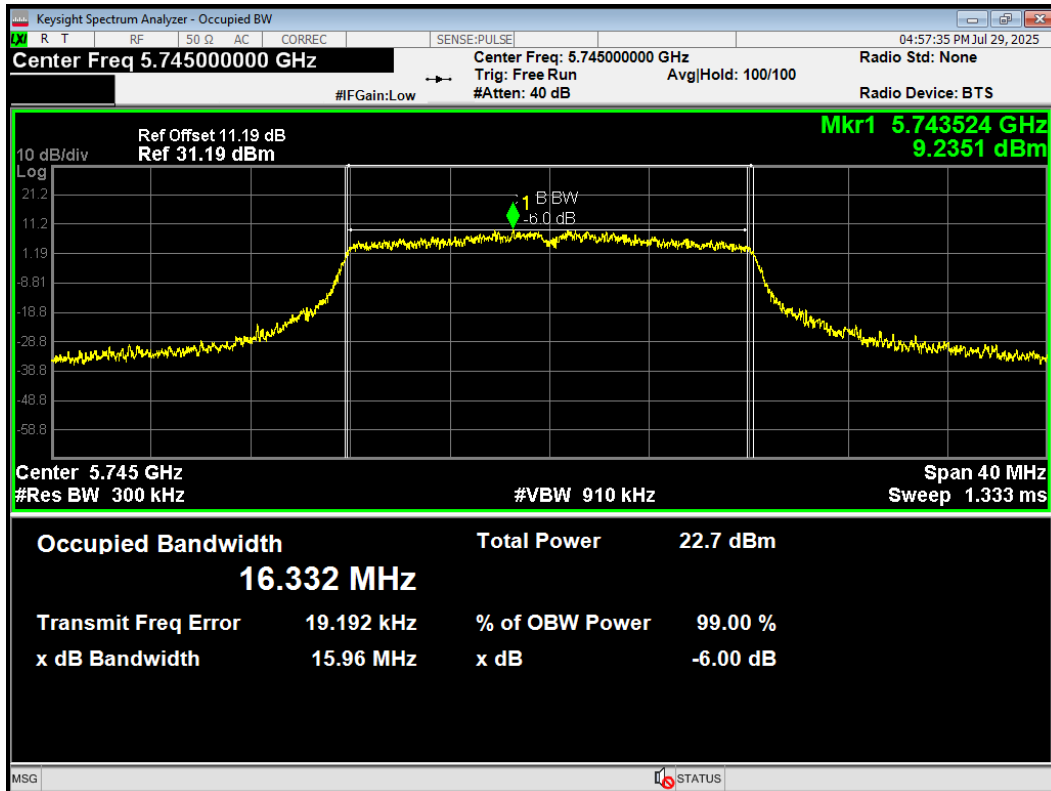


Minimum 6 dB bandwidth
U-NII-3

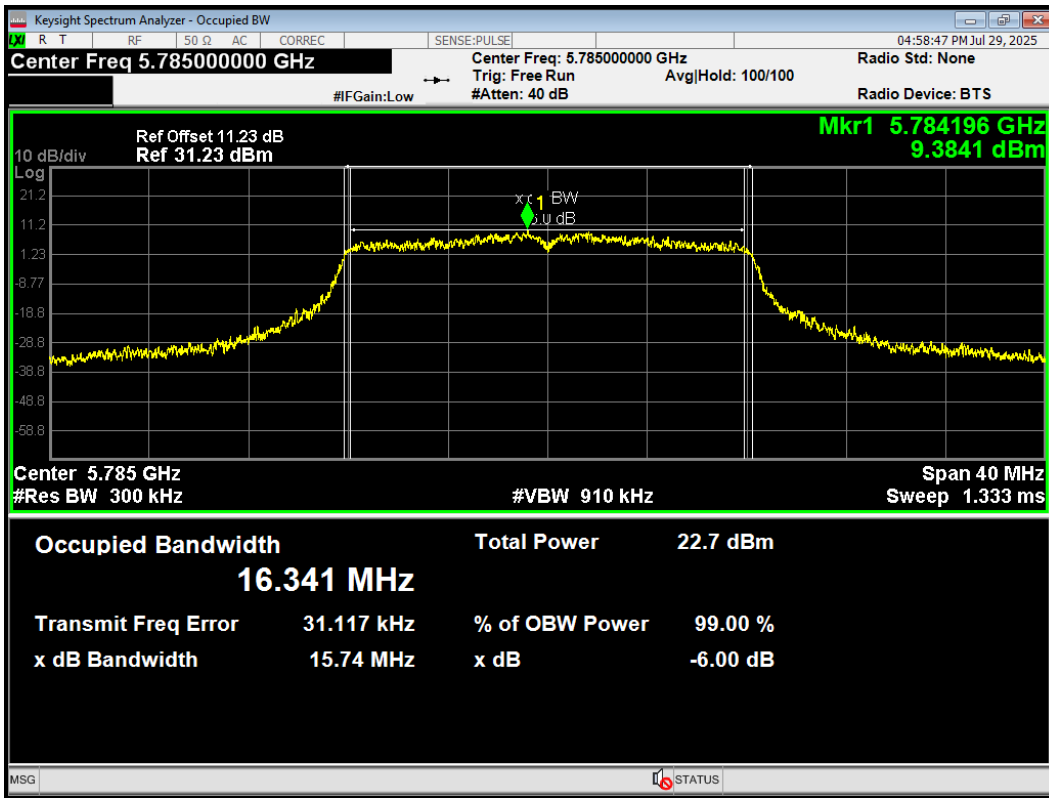
-6dB Bandwidth 802.11a 5720MHz



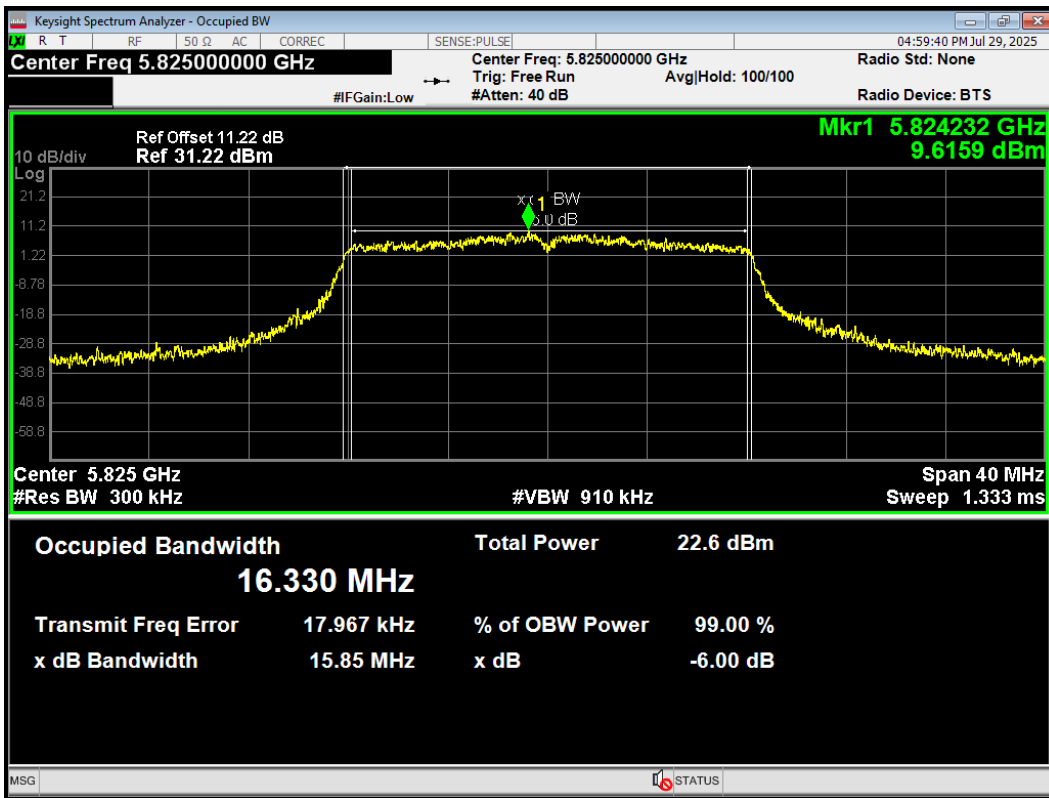
-6dB Bandwidth 802.11a 5745MHz



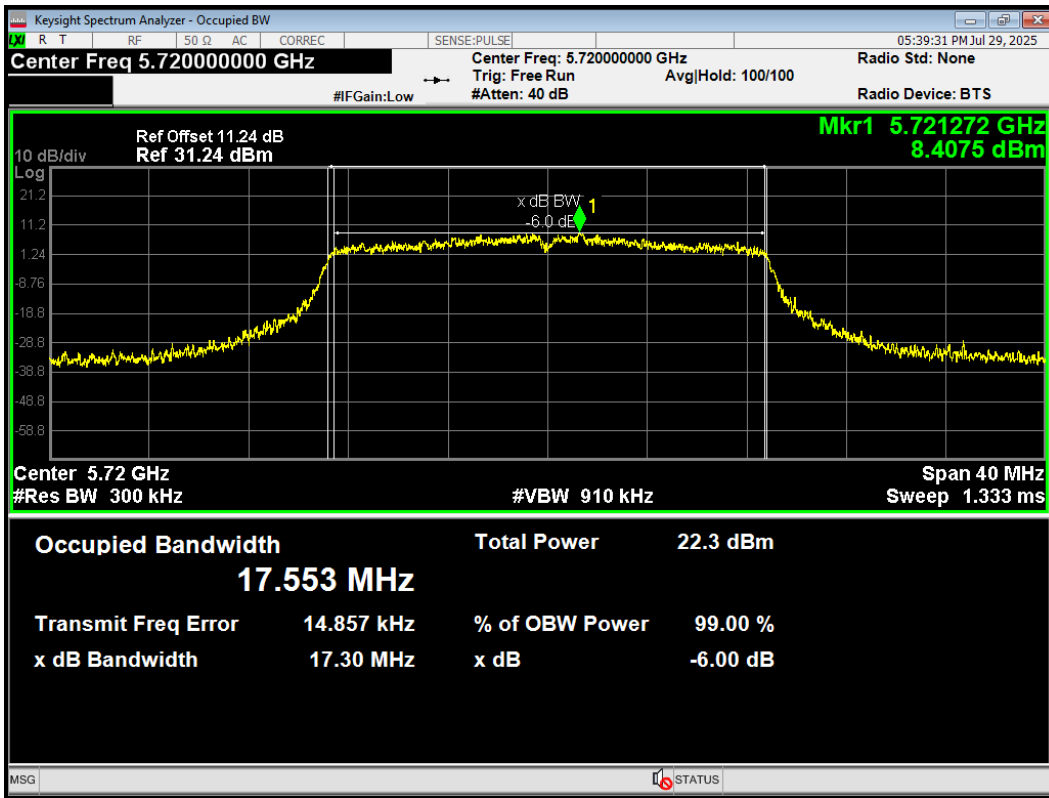
-6dB Bandwidth 802.11a 5785MHz



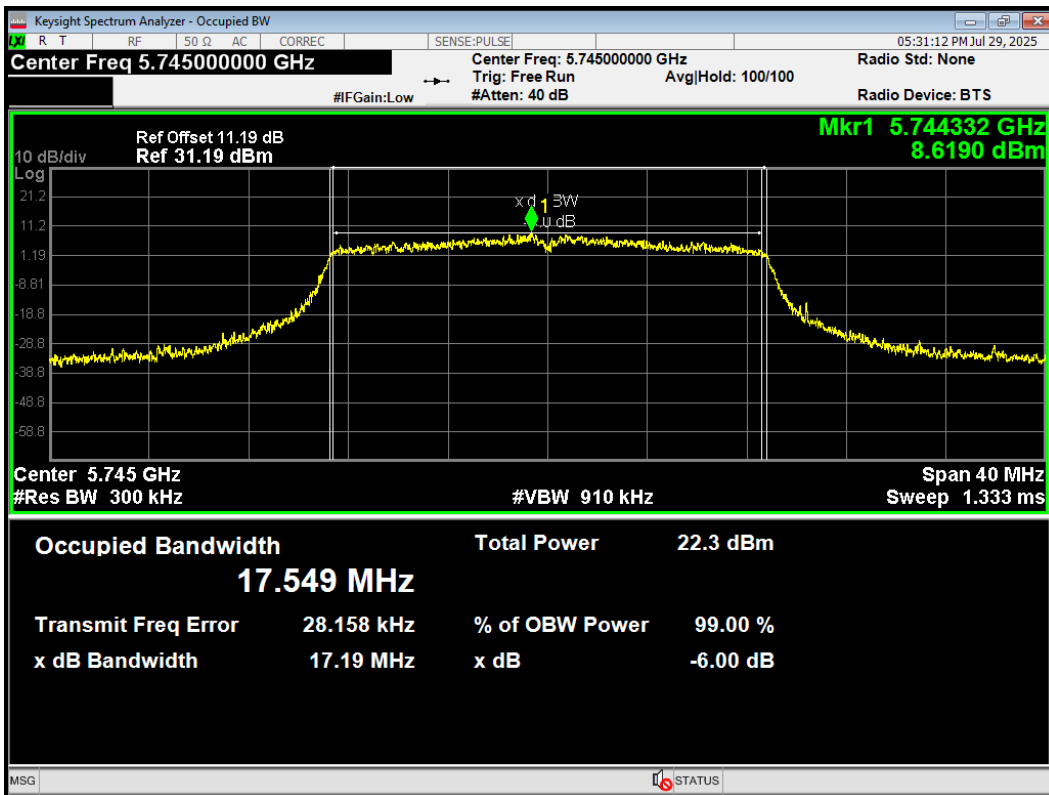
-6dB Bandwidth 802.11a 5825MHz



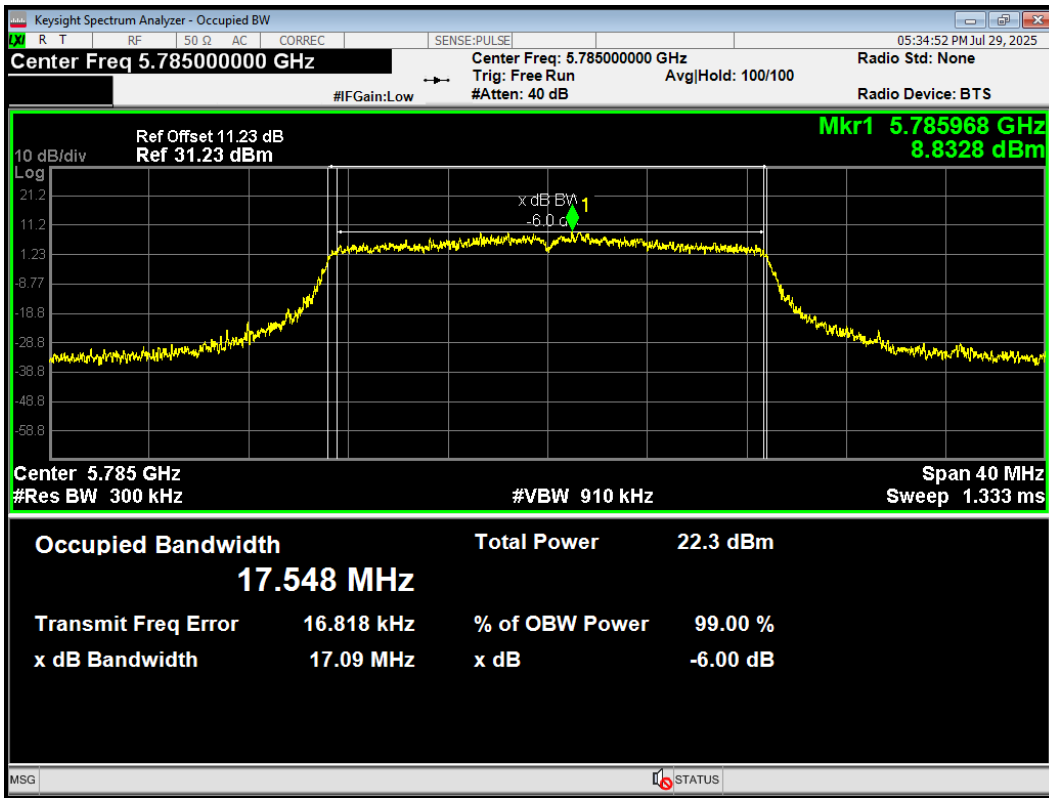
-6dB Bandwidth 802.11ac(VHT20) 5720MHz



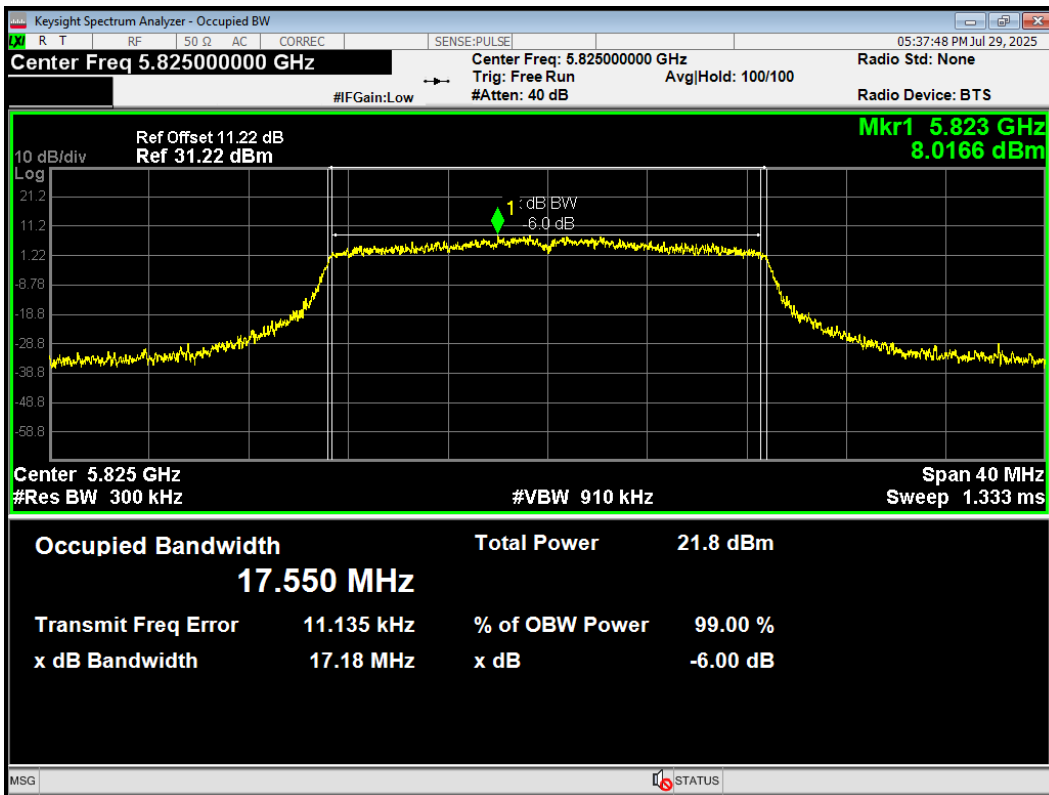
-6dB Bandwidth 802.11ac(VHT20) 5745MHz



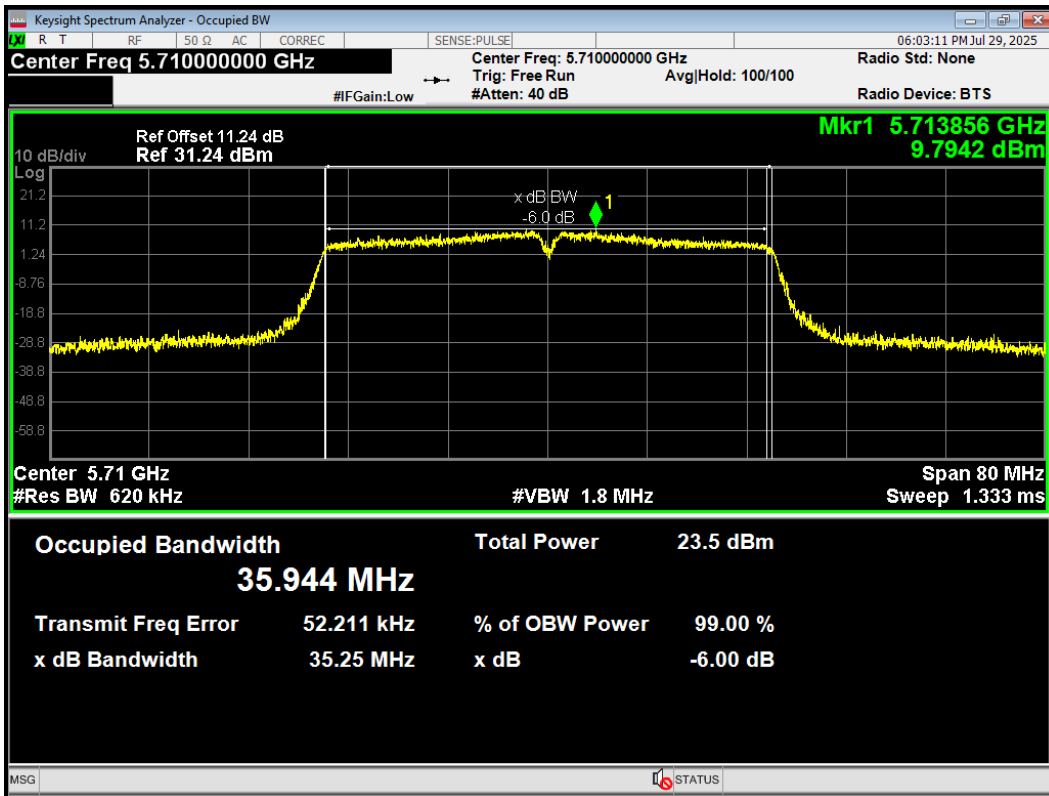
-6dB Bandwidth 802.11ac(VHT20) 5785MHz



-6dB Bandwidth 802.11ac(VHT20) 5825MHz



-6dB Bandwidth 802.11ac(VHT40) 5710MHz



-6dB Bandwidth 802.11ac(VHT40) 5755MHz

