

Annex 4: Test setup photographs 17-1-0202201T01a-A4


Number of pages:	6	Date of Report:	2021-Mar-04
Testing company:	CETECOM GmbH Im Teelbruch 116 45219 Essen Germany Tel. + 49 (0) 20 54 / 95 19-0 Fax: + 49 (0) 20 54 / 95 19-150	Applicant:	Ovesco Endoscopy AG
Product:	HemoPill acute / HemoPill Receiver / HemoPill Printer (no wireless communication) medical swallowable capsule / Medical device to receiving and displaying values measured by the HemoPill acute / HemoPill Printer HemoPill acute / HemoPill Receiver / HemoPill Printer (no wireless communication)		
Type:			
Model:			
FCC ID:	2AYFH-OVE-HP	IC:	-
Testing has been carried out in accordance with:	FCC Regulations: Title 47, Subpart 15.231(e) ISED Regulations: RSS-210, Issue 10 (2019-12), chapter A1.4; RSS-Gen, Issue 5 (2018-04) Deviations, modifications or clarifications (if any) to above mentioned documents are written in each section under "Test method and limit".		




Table of Contents

1 Test setup photographs3


1 Test setup photographs




Photograph 1: EUT Setup 1 Magnetic Field Measurements in the Semi anechoic chamber




Photograph 2: EUT Setup 2 Magnetic Field Measurements in the Semi anechoic chamber




Photograph 3: Overview of EUT Setup Magnetic Field Measurements in the Semi anechoic chamber




Photograph 4: Overview of EUT Test Setup 1 in the semi-anechoic chamber, Radiated interference field strength




Photograph 5: Overview of EUT Test Setup 2 in the anechoic chamber, Radiated interference field strength



Photograph 6: EUT Test Setup 1 in the fully anechoic chamber, Radiated interference field strength



Photograph 7: EUT Test Setup 1 in the fully anechoic chamber, Radiated interference field strength



Photograph 8: Overview of EUT Test Setup 1 in the fully anechoic chamber, Radiated interference field strength

End of Annex 4