

## 12.4 MEASUREMENT RESULT

The measurement Below 1GHz data as follows:

| GSM 850              |           |            |                   |             |        |        |            |
|----------------------|-----------|------------|-------------------|-------------|--------|--------|------------|
| No.                  | Frequency | SA Reading | Correction factor | EIRP Result | Limit  | Margin | Ant. Pol.  |
|                      | (MHz)     | (dBm)      | (dB/m)            | (dBm)       | (dBm)  | (dB)   |            |
| GSM_ Lowest Channel  |           |            |                   |             |        |        |            |
| 1                    | 159.759   | -73.78     | 15.52             | -58.26      | -13.00 | -45.26 | Horizontal |
| 2                    | 240.144   | -70.99     | 16.75             | -54.24      | -13.00 | -41.24 | Horizontal |
| 3                    | 754.963   | -77.66     | 19.35             | -58.31      | -13.00 | -45.31 | Horizontal |
| 4                    | 46.708    | -62.46     | 10.44             | -52.02      | -13.00 | -39.02 | Vertical   |
| 5                    | 433.340   | -62.53     | 17.75             | -44.78      | -13.00 | -31.78 | Vertical   |
| 6                    | 502.247   | -60.19     | 18.66             | -41.53      | -13.00 | -28.53 | Vertical   |
| GSM_ Middle Channel  |           |            |                   |             |        |        |            |
| 1                    | 31.735    | -68.26     | 9.78              | -58.48      | -13.00 | -45.48 | Horizontal |
| 2                    | 159.759   | -67.91     | 13.75             | -54.16      | -13.00 | -41.16 | Horizontal |
| 3                    | 240.144   | -74.03     | 16.75             | -57.28      | -13.00 | -44.28 | Horizontal |
| 4                    | 43.233    | -62.48     | 10.23             | -52.25      | -13.00 | -39.25 | Vertical   |
| 5                    | 433.340   | -62.78     | 17.75             | -45.03      | -13.00 | -32.03 | Vertical   |
| 6                    | 498.730   | -59.59     | 18.02             | -41.57      | -13.00 | -28.57 | Vertical   |
| GSM_ Highest Channel |           |            |                   |             |        |        |            |
| 1                    | 159.759   | -71.51     | 13.75             | -57.76      | -13.00 | -44.76 | Horizontal |
| 2                    | 240.144   | -70.16     | 16.75             | -53.41      | -13.00 | -40.41 | Horizontal |
| 3                    | 679.435   | -76.05     | 19.01             | -57.04      | -13.00 | -44.04 | Horizontal |
| 4                    | 43.233    | -63.20     | 10.23             | -52.97      | -13.00 | -39.97 | Vertical   |
| 5                    | 433.340   | -62.05     | 17.75             | -44.3       | -13.00 | -31.30 | Vertical   |
| 6                    | 498.730   | -60.24     | 18.02             | -42.22      | -13.00 | -29.22 | Vertical   |

Any report having not been signed by authorized approver, or having been altered without authorization, or having not been stamped by the "Dedicated Testing/Inspection Stamp" is deemed to be invalid. Copying or excerpting portion of, or altering the content of the report is not permitted without the written authorization of AGC. The test results presented in the report apply only to the tested sample. Any objections to report issued by AGC should be submitted to AGC within 15days after the issuance of the test report. Further enquiry of validity or verification of the test report should be addressed to AGC by agc@agc-cert.com.

Attestation of Global Compliance(Shenzhen)Co., Ltd  
Attestation of Global Compliance(Shenzhen)Std & Tech Co., Ltd  
Tel: +86-755 2523 4088 E-mail: agc@agc-cert.com Web: http://cn.agc-cert.com/



| PCS 1900             |           |            |                   |             |        |        |            |
|----------------------|-----------|------------|-------------------|-------------|--------|--------|------------|
| No.                  | Frequency | SA Reading | Correction factor | EIRP Result | Limit  | Margin | Ant. Pol.  |
|                      | (MHz)     | (dBm)      | (dB/m)            | (dBm)       | (dBm)  | (dB)   |            |
| GSM_ Lowest Channel  |           |            |                   |             |        |        |            |
| 1                    | 159.759   | -73.75     | 15.52             | -58.23      | -13.00 | -45.23 | Horizontal |
| 2                    | 240.144   | -70.8      | 16.75             | -54.05      | -13.00 | -41.05 | Horizontal |
| 3                    | 754.963   | -76.64     | 19.35             | -57.29      | -13.00 | -44.29 | Horizontal |
| 4                    | 46.708    | -63.55     | 10.44             | -53.11      | -13.00 | -40.11 | Vertical   |
| 5                    | 433.340   | -62.33     | 17.75             | -44.58      | -13.00 | -31.58 | Vertical   |
| 6                    | 502.247   | -60.02     | 18.66             | -41.36      | -13.00 | -28.36 | Vertical   |
| GSM_ Middle Channel  |           |            |                   |             |        |        |            |
| 1                    | 31.735    | -68.01     | 9.78              | -58.23      | -13.00 | -44.96 | Horizontal |
| 2                    | 159.759   | -67.8      | 13.75             | -54.05      | -13.00 | -40.63 | Horizontal |
| 3                    | 240.144   | -74.04     | 16.75             | -57.29      | -13.00 | -44.62 | Horizontal |
| 4                    | 43.233    | -63.34     | 10.23             | -53.11      | -13.00 | -39.82 | Vertical   |
| 5                    | 433.340   | -62.33     | 17.75             | -44.58      | -13.00 | -31.48 | Vertical   |
| 6                    | 498.730   | -59.38     | 18.02             | -41.36      | -13.00 | -29.13 | Vertical   |
| GSM_ Highest Channel |           |            |                   |             |        |        |            |
| 1                    | 159.759   | -71.92     | 13.75             | -58.17      | -13.00 | -45.17 | Horizontal |
| 2                    | 240.144   | -70.37     | 16.75             | -53.62      | -13.00 | -40.62 | Horizontal |
| 3                    | 679.435   | -76.24     | 19.01             | -57.23      | -13.00 | -44.23 | Horizontal |
| 4                    | 43.233    | -61.91     | 10.23             | -51.68      | -13.00 | -38.68 | Vertical   |
| 5                    | 433.340   | -61.88     | 17.75             | -44.13      | -13.00 | -31.13 | Vertical   |
| 6                    | 498.730   | -59.42     | 18.02             | -41.40      | -13.00 | -28.40 | Vertical   |

Any report having not been signed by authorized approver, or having been altered without authorization, or having not been stamped by the "Dedicated Testing/Inspection Stamp" is deemed to be invalid. Copying or excerpting portion of, or altering the content of the report is not permitted without the written authorization of AGC. The test results presented in the report apply only to the tested sample. Any objections to report issued by AGC should be submitted to AGC within 15days after the issuance of the test report. Further enquiry of validity or verification of the test report should be addressed to AGC by agc@agc-cert.com.

Attestation of Global Compliance(Shenzhen)Co., Ltd  
Attestation of Global Compliance(Shenzhen)Std & Tech Co., Ltd  
Tel: +86-755 2523 4088 E-mail: agc@agc-cert.com Web: http://cn.agc-cert.com/



| WCDMA Band II                 |           |            |                   |             |        |        |            |
|-------------------------------|-----------|------------|-------------------|-------------|--------|--------|------------|
| No.                           | Frequency | SA Reading | Correction factor | EIRP Result | Limit  | Margin | Ant. Pol.  |
|                               | (MHz)     | (dBm)      | (dB/m)            | (dBm)       | (dBm)  | (dB)   |            |
| RMC 12.2kbps_ Lowest Channel  |           |            |                   |             |        |        |            |
| 1                             | 159.759   | -73.40     | 15.52             | -57.88      | -13.00 | -44.88 | Horizontal |
| 2                             | 240.144   | -69.74     | 16.75             | -52.99      | -13.00 | -39.99 | Horizontal |
| 3                             | 754.963   | -77.22     | 19.35             | -57.87      | -13.00 | -44.87 | Horizontal |
| 4                             | 46.708    | -63.29     | 10.44             | -52.85      | -13.00 | -39.85 | Vertical   |
| 5                             | 433.340   | -63.13     | 17.75             | -45.38      | -13.00 | -32.38 | Vertical   |
| 6                             | 502.247   | -60.75     | 18.66             | -42.09      | -13.00 | -29.09 | Vertical   |
| RMC 12.2kbps_ Middle Channel  |           |            |                   |             |        |        |            |
| 1                             | 31.735    | -68.12     | 9.78              | -58.34      | -13.00 | -45.34 | Horizontal |
| 2                             | 159.759   | -67.04     | 13.75             | -53.29      | -13.00 | -40.29 | Horizontal |
| 3                             | 240.144   | -74.9      | 16.75             | -58.15      | -13.00 | -45.15 | Horizontal |
| 4                             | 43.233    | -63        | 10.23             | -52.77      | -13.00 | -39.77 | Vertical   |
| 5                             | 433.340   | -61.98     | 17.75             | -44.23      | -13.00 | -31.23 | Vertical   |
| 6                             | 498.730   | -60.48     | 18.02             | -42.46      | -13.00 | -29.46 | Vertical   |
| RMC 12.2kbps_ Highest Channel |           |            |                   |             |        |        |            |
| 1                             | 159.759   | -71.16     | 13.75             | -57.41      | -13.00 | -44.41 | Horizontal |
| 2                             | 240.144   | -69.77     | 16.75             | -53.02      | -13.00 | -40.02 | Horizontal |
| 3                             | 679.435   | -76.52     | 19.01             | -57.51      | -13.00 | -44.51 | Horizontal |
| 4                             | 43.233    | -62.03     | 10.23             | -51.8       | -13.00 | -38.80 | Vertical   |
| 5                             | 433.340   | -62.95     | 17.75             | -45.2       | -13.00 | -32.20 | Vertical   |
| 6                             | 498.730   | -60.54     | 18.02             | -42.52      | -13.00 | -29.52 | Vertical   |

Any report having not been signed by authorized approver, or having been altered without authorization, or having not been stamped by the "Dedicated Testing/Inspection Stamp" is deemed to be invalid. Copying or excerpting portion of, or altering the content of the report is not permitted without the written authorization of AGC. The test results presented in the report apply only to the tested sample. Any objections to report issued by AGC should be submitted to AGC within 15days after the issuance of the test report. Further enquiry of validity or verification of the test report should be addressed to AGC by agc@agc-cert.com.

Attestation of Global Compliance(Shenzhen)Co., Ltd  
Attestation of Global Compliance(Shenzhen)Std & Tech Co., Ltd  
Tel: +86-755 2523 4088 E-mail: agc@agc-cert.com Web: http://cn.agc-cert.com/



| WCDMA Band V                  |           |            |                   |             |        |        |            |
|-------------------------------|-----------|------------|-------------------|-------------|--------|--------|------------|
| No.                           | Frequency | SA Reading | Correction factor | EIRP Result | Limit  | Margin | Ant. Pol.  |
|                               | (MHz)     | (dBm)      | (dB/m)            | (dBm)       | (dBm)  | (dB)   |            |
| RMC 12.2kbps_ Lowest Channel  |           |            |                   |             |        |        |            |
| 1                             | 159.759   | -72.71     | 15.52             | -57.19      | -13.00 | -44.19 | Horizontal |
| 2                             | 240.144   | -70.96     | 16.75             | -54.21      | -13.00 | -41.21 | Horizontal |
| 3                             | 754.963   | -76.76     | 19.35             | -57.41      | -13.00 | -44.41 | Horizontal |
| 4                             | 46.708    | -62.99     | 10.44             | -52.55      | -13.00 | -39.55 | Vertical   |
| 5                             | 433.340   | -63.04     | 17.75             | -45.29      | -13.00 | -32.29 | Vertical   |
| 6                             | 502.247   | -60.67     | 18.66             | -42.01      | -13.00 | -29.01 | Vertical   |
| RMC 12.2kbps_ Middle Channel  |           |            |                   |             |        |        |            |
| 1                             | 31.735    | -68.17     | 9.78              | -52.13      | -13.00 | -45.39 | Horizontal |
| 2                             | 159.759   | -67.57     | 13.75             | -52.81      | -13.00 | -40.82 | Horizontal |
| 3                             | 240.144   | -74.20     | 16.75             | -46.36      | -13.00 | -44.45 | Horizontal |
| 4                             | 43.233    | -62.62     | 10.23             | -52.17      | -13.00 | -39.39 | Vertical   |
| 5                             | 433.340   | -62.08     | 17.75             | -46.33      | -13.00 | -31.33 | Vertical   |
| 6                             | 498.730   | -60.11     | 18.02             | -42.71      | -13.00 | -29.09 | Vertical   |
| RMC 12.2kbps_ Highest Channel |           |            |                   |             |        |        |            |
| 1                             | 159.759   | -70.72     | 13.75             | -53.34      | -13.00 | -43.97 | Horizontal |
| 2                             | 240.144   | -70.25     | 16.75             | -46.12      | -13.00 | -40.50 | Horizontal |
| 3                             | 679.435   | -76.17     | 19.01             | -45.39      | -13.00 | -44.16 | Horizontal |
| 4                             | 43.233    | -62.48     | 10.23             | -52.22      | -13.00 | -39.25 | Vertical   |
| 5                             | 433.340   | -63.09     | 17.75             | -49.34      | -13.00 | -32.34 | Vertical   |
| 6                             | 498.730   | -59.96     | 18.02             | -49.14      | -13.00 | -28.94 | Vertical   |

Any report having not been signed by authorized approver, or having been altered without authorization, or having not been stamped by the "Dedicated Testing/Inspection Stamp" is deemed to be invalid. Copying or excerpting portion of, or altering the content of the report is not permitted without the written authorization of AGC. The test results presented in the report apply only to the tested sample. Any objections to report issued by AGC should be submitted to AGC within 15days after the issuance of the test report. Further enquiry of validity or verification of the test report should be addressed to AGC by agc@agc-cert.com.

Attestation of Global Compliance(Shenzhen)Co., Ltd  
Attestation of Global Compliance(Shenzhen)Std & Tech Co., Ltd  
Tel: +86-755 2523 4088 E-mail: agc@agc-cert.com Web: http://cn.agc-cert.com/





The measurement Above 1GHz data as follows:

| GSM 850              |           |            |                   |             |       |        |            |
|----------------------|-----------|------------|-------------------|-------------|-------|--------|------------|
| No.                  | Frequency | SA Reading | Correction factor | EIRP Result | Limit | Margin | Ant. Pol.  |
|                      | (MHz)     | (dBm)      | (dB/m)            | (dBm)       | (dBm) | (dB)   |            |
| GSM_ Lowest Channel  |           |            |                   |             |       |        |            |
| 1                    | 1648.400  | -88.83     | 23.5              | -65.33      | -13   | -52.33 | Horizontal |
| 2                    | 2472.600  | -88.67     | 29.47             | -59.2       | -13   | -46.20 | Horizontal |
| 3                    | 1648.400  | -89.83     | 23.72             | -66.11      | -13   | -53.11 | Vertical   |
| 4                    | 2472.600  | -89.29     | 29.47             | -59.82      | -13   | -46.82 | Vertical   |
| GSM_ Middle Channel  |           |            |                   |             |       |        |            |
| 1                    | 1673.200  | -88.2      | 23.5              | -64.7       | -13   | -51.70 | Horizontal |
| 2                    | 2509.800  | -92.10     | 29.47             | -62.63      | -13   | -49.63 | Horizontal |
| 3                    | 1673.200  | -88.99     | 23.72             | -65.27      | -13   | -52.27 | Vertical   |
| 4                    | 2509.800  | -93.83     | 29.47             | -64.36      | -13   | -51.36 | Vertical   |
| GSM_ Highest Channel |           |            |                   |             |       |        |            |
| 1                    | 1697.600  | -89.13     | 23.5              | -65.63      | -13   | -52.63 | Horizontal |
| 2                    | 2546.400  | -90.98     | 29.47             | -61.51      | -13   | -48.51 | Horizontal |
| 3                    | 1697.600  | -88.65     | 23.72             | -64.93      | -13   | -51.93 | Vertical   |
| 4                    | 2546.400  | -92.58     | 29.47             | -63.11      | -13   | -50.11 | Vertical   |

Any report having not been signed by authorized approver, or having been altered without authorization, or having not been stamped by the "Dedicated Testing/Inspection Stamp" is deemed to be invalid. Copying or excerpting portion of, or altering the content of the report is not permitted without the written authorization of AGC. The test results presented in the report apply only to the tested sample. Any objections to report issued by AGC should be submitted to AGC within 15days after the issuance of the test report. Further enquiry of validity or verification of the test report should be addressed to AGC by agc@agc-cert.com.

Attestation of Global Compliance(Shenzhen)Co., Ltd  
Attestation of Global Compliance(Shenzhen)Std & Tech Co., Ltd  
Tel: +86-755 2523 4088 E-mail: agc@agc-cert.com Web: http://cn.agc-cert.com/



| PCS 1900             |           |            |                   |             |        |        |            |
|----------------------|-----------|------------|-------------------|-------------|--------|--------|------------|
| No.                  | Frequency | SA Reading | Correction factor | EIRP Result | Limit  | Margin | Ant. Pol.  |
|                      | (MHz)     | (dBm)      | (dB/m)            | (dBm)       | (dBm)  | (dB)   |            |
| GSM_ Lowest Channel  |           |            |                   |             |        |        |            |
| 1                    | 3700.400  | -90.21     | 32.11             | -58.1       | -13.00 | -45.10 | Horizontal |
| 2                    | 5550.600  | -88.54     | 33.21             | -55.33      | -13.00 | -42.33 | Horizontal |
| 3                    | 3700.400  | -91.13     | 32.09             | -59.04      | -13.00 | -46.04 | Vertical   |
| 4                    | 5550.600  | -88.2      | 34.03             | -54.17      | -13.00 | -41.17 | Vertical   |
| GSM_ Middle Channel  |           |            |                   |             |        |        |            |
| 1                    | 3760.000  | -84.64     | 32.11             | -52.53      | -13.00 | -39.53 | Horizontal |
| 2                    | 5640.000  | -86.52     | 33.21             | -53.31      | -13.00 | -40.31 | Horizontal |
| 3                    | 3760.000  | -91.31     | 32.09             | -59.22      | -13.00 | -46.22 | Vertical   |
| 4                    | 5640.000  | -85.46     | 34.03             | -51.43      | -13.00 | -38.43 | Vertical   |
| GSM_ Highest Channel |           |            |                   |             |        |        |            |
| 1                    | 3819.600  | -89.63     | 32.11             | -57.52      | -13.00 | -44.52 | Horizontal |
| 2                    | 5729.400  | -88.55     | 33.21             | -55.34      | -13.00 | -42.34 | Horizontal |
| 3                    | 3819.600  | -90.23     | 32.09             | -58.14      | -13.00 | -45.14 | Vertical   |
| 4                    | 5729.400  | -87.82     | 34.03             | -53.79      | -13.00 | -40.79 | Vertical   |

Any report having not been signed by authorized approver, or having been altered without authorization, or having not been stamped by the "Dedicated Testing/Inspection Stamp" is deemed to be invalid. Copying or excerpting portion of, or altering the content of the report is not permitted without the written authorization of AGC. The test results presented in the report apply only to the tested sample. Any objections to report issued by AGC should be submitted to AGC within 15days after the issuance of the test report. Further enquiry of validity or verification of the test report should be addressed to AGC by agc@agc-cert.com.

Attestation of Global Compliance(Shenzhen)Co., Ltd  
Attestation of Global Compliance(Shenzhen)Std & Tech Co., Ltd  
Tel: +86-755 2523 4088 E-mail: agc@agc-cert.com Web: http://cn.agc-cert.com/



| WCDMA Band II                 |           |            |                   |             |       |        |            |
|-------------------------------|-----------|------------|-------------------|-------------|-------|--------|------------|
| No.                           | Frequency | SA Reading | Correction factor | EIRP Result | Limit | Margin | Ant. Pol.  |
|                               | (MHz)     | (dBm)      | (dB/m)            | (dBm)       | (dBm) | (dB)   |            |
| RMC 12.2kbps_ Lowest Channel  |           |            |                   |             |       |        |            |
| 1                             | 3704.800  | -83.72     | 31.09             | -52.63      | -13   | -39.63 | Horizontal |
| 2                             | 5557.200  | -85.77     | 34.14             | -51.63      | -13   | -38.63 | Horizontal |
| 3                             | 3704.800  | -79.38     | 33.13             | -46.25      | -13   | -33.25 | Vertical   |
| 4                             | 5557.200  | -85.82     | 32.66             | -53.16      | -13   | -40.16 | Vertical   |
| RMC 12.2kbps_ Middle Channel  |           |            |                   |             |       |        |            |
| 1                             | 3760.000  | -81.51     | 31.09             | -50.42      | -13   | -37.42 | Horizontal |
| 2                             | 5640.000  | -83.67     | 34.14             | -49.53      | -13   | -36.53 | Horizontal |
| 3                             | 3760.000  | -80.27     | 33.13             | -47.14      | -13   | -34.14 | Vertical   |
| 4                             | 5640.000  | -83.82     | 32.66             | -51.16      | -13   | -38.16 | Vertical   |
| RMC 12.2kbps_ Highest Channel |           |            |                   |             |       |        |            |
| 1                             | 3815.200  | -83.53     | 31.09             | -52.44      | -13   | -39.44 | Horizontal |
| 2                             | 5722.800  | -85.25     | 34.14             | -51.11      | -13   | -38.11 | Horizontal |
| 3                             | 3815.200  | -81.91     | 33.13             | -48.78      | -13   | -35.78 | Vertical   |
| 4                             | 5722.800  | -83.79     | 32.66             | -51.13      | -13   | -38.13 | Vertical   |

**Note:**

1. Correct Factor = Antenna Factor + Cable Loss - Amplifier Gain, the value was added to Original Receiver Reading by the software automatically.
2. Result = Reading + Correct Factor.
3. Margin = Result – Limit
4. The device is investigated from 30MHz to 10 times of fundamental signal for radiated spurious emission test. Subsequently, only the worst case emissions are reported.

Any report having not been signed by authorized approver, or having been altered without authorization, or having not been stamped by the "Dedicated Testing/Inspection Stamp" is deemed to be invalid. Copying or excerpting portion of, or altering the content of the report is not permitted without the written authorization of AGC. The test results presented in the report apply only to the tested sample. Any objections to report issued by AGC should be submitted to AGC within 15 days after the issuance of the test report. Further enquiry of validity or verification of the test report should be addressed to AGC by agc@agc-cert.com.

Attestation of Global Compliance(Shenzhen)Co., Ltd  
Attestation of Global Compliance(Shenzhen)Std & Tech Co., Ltd  
Tel: +86-755 2523 4088 E-mail: agc@agc-cert.com Web: http://cn.agc-cert.com/



### 13. FREQUENCY STABILITY / VARIATION OF AMBIENT TEMPERATURE

#### 13.1 PROVISIONS APPLICABLE

##### 13.1.1 For Hand carried battery powered equipment

Frequency stability testing is performed in accordance with the guidelines of ANSI/TIA-603-E-2016. The frequency stability of the transmitter is measured by:

- a.) Temperature: The temperature is varied from -10°C to +40°C in 10°C increments using an environmental chamber.
- b.) Primary Supply Voltage: The primary supply voltage is varied from 85% to 115% of the nominal value for non hand-carried battery and AC powered equipment. For hand-carried, battery-powered equipment, primary supply voltage is reduced to the battery operating end point which shall be specified by the manufacturer.

For Part 22, the frequency stability of the transmitter shall be maintained within  $\pm 0.00025\%$  ( $\pm 2.5$  ppm) of the center frequency. For Part 24, the frequency stability shall be sufficient to ensure that the fundamental emission stays within the authorized frequency block.

##### 13.1.2 For equipment powered by primary supply voltage


1. The carrier frequency of the transmitter is measured at room temperature (20°C to provide a reference).
2. The equipment is turned on in a "standby" condition for fifteen minutes before applying power to the transmitter. Measurement of the carrier frequency of the transmitter is made within one minute after applying power to the transmitter.
3. Frequency measurements are made at 10°C intervals ranging from -10°C to +40°C. A period of at least one half-hour is provided to allow stabilization of the equipment at each temperature level.

#### 13.2 MEASUREMENT METHOD

In order to measure the carrier frequency under the condition of AFC lock, it is necessary to make measurements with the EUT in a "call mode". This is accomplished with the use of R&S CMW500 DIGITAL RADIO COMMUNICATION TESTER.

- 1 Measure the carrier frequency at room temperature.
- 2 Subject the EUT to overnight soak at -10°C. With the EUT, powered via nominal voltage, connected to the CMW500 and in a simulated call on channel 20175 for LTE band 4 measure the carrier frequency. These measurements should be made within 2 minutes of Powering up the EUT, to prevent significant self-warming.
- 3 Repeat the above measurements at 10°C increments from -10°C to +40°C. Allow at least 1 1/2 hours at each temperature, unpowered, before making measurements.
- 4 Re-measure carrier frequency at room temperature with nominal voltage. Vary supply voltage from minimum voltage to maximum voltage, in 0.1 Volt increments re-measuring carrier frequency at each voltage. Pause at nominal voltage for 1 1/2 hours unpowered, to allow any self-heating to stabilize, before

Any report having not been signed by authorized approver, or having been altered without authorization, or having not been stamped by the "Dedicated Testing/Inspection Stamp" is deemed invalid. The content of this report is only valid for the specific sample and conditions stated in the report. Any other use of this report is not permitted. The test results presented in the report apply only to the tested sample. Any objections to report issued by AGC should be submitted to AGC within 15 days after the issuance of the test report. Further enquiry or validity verification of the test report should be addressed to AGC by agc@agc-cert.com

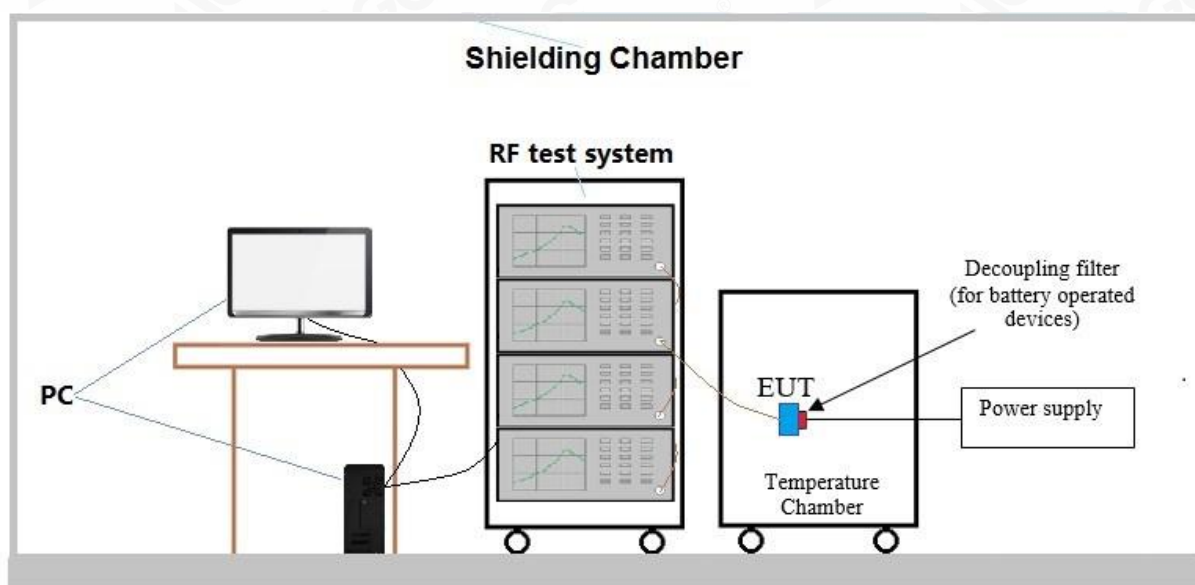




continuing.

- 5 Subject the EUT to overnight soak at +40°C.
- 6 With the EUT, powered via nominal voltage, connected to the CMW500 and in a simulated call on the centre channel, measure the carrier frequency. These measurements should be made within 2 minutes of Powering up the EUT, to prevent significant self-warming.
- 7 Repeat the above measurements at 10°C increments from +40°C to -10°C. Allow at least 1 1/2 hours at each temperature, unpowered, before making measurements.
- 8 At all temperature levels hold the temperature to +/- 0.5°C during the measurement procedure.

### 13.3 MEASUREMENT SETUP



Any report having not been signed by authorized approver, or having been altered without authorization, or having not been stamped by the "Dedicated Testing/Inspection Stamp" is deemed to be invalid. Copying or excerpting portion of, or altering the content of the report is not permitted without the written authorization of AGC. The test results presented in the report apply only to the tested sample. Any objections to report issued by AGC should be submitted to AGC within 15 days after the issuance of the test report. Further enquiry of validity or verification of the test report should be addressed to AGC by agc@agc-cert.com.

Attestation of Global Compliance(Shenzhen)Co., Ltd  
Attestation of Global Compliance(Shenzhen)Std & Tech Co., Ltd  
Tel: +86-755 2523 4088 E-mail: agc@agc-cert.com Web: http://cn.agc-cert.com/



### 13.3 MEASUREMENT RESULT

#### Test Results

#### Frequency Error vs. Voltage:

| Test Band | Test Mode | Test Channel | Test Temp. | Test Volt.(V) | Freq.Error (Hz) | Freq.vs.rated (ppm) | Limit (ppm) | Verdict |
|-----------|-----------|--------------|------------|---------------|-----------------|---------------------|-------------|---------|
| GSM850    | GSM       | LCH          | TN         | VL            | -4.58           | -0.005557           | ±2.5        | PASS    |
|           |           |              | TN         | VN            | -3.87           | -0.004695           | ±2.5        | PASS    |
|           |           |              | TN         | VH            | -0.58           | -0.000704           | ±2.5        | PASS    |
|           |           | MCH          | TN         | VL            | -2.26           | -0.002701           | ±2.5        | PASS    |
|           |           |              | TN         | VN            | -4.84           | -0.005785           | ±2.5        | PASS    |
|           |           |              | TN         | VH            | -1.03           | -0.001231           | ±2.5        | PASS    |
|           |           | HCH          | TN         | VL            | -0.19           | -0.000224           | ±2.5        | PASS    |
|           |           |              | TN         | VN            | 0.19            | 0.000224            | ±2.5        | PASS    |
|           |           |              | TN         | VH            | -1.42           | -0.001673           | ±2.5        | PASS    |

| Test Band | Test Mode | Test Channel | Test Temp. | Test Volt.(V) | Freq.Error (Hz) | Freq.vs.rated (ppm) | Limit (ppm) | Verdict |
|-----------|-----------|--------------|------------|---------------|-----------------|---------------------|-------------|---------|
| GSM850    | EGPRS     | LCH          | TN         | VL            | -2.42           | -0.002936           | ±2.5        | PASS    |
|           |           |              | TN         | VN            | -3.20           | -0.003883           | ±2.5        | PASS    |
|           |           |              | TN         | VH            | -4.16           | -0.005047           | ±2.5        | PASS    |
|           |           | MCH          | TN         | VL            | -4.23           | -0.005056           | ±2.5        | PASS    |
|           |           |              | TN         | VN            | -3.39           | -0.004052           | ±2.5        | PASS    |
|           |           |              | TN         | VH            | -2.74           | -0.003275           | ±2.5        | PASS    |
|           |           | HCH          | TN         | VL            | -5.84           | -0.006880           | ±2.5        | PASS    |
|           |           |              | TN         | VN            | -3.03           | -0.003570           | ±2.5        | PASS    |
|           |           |              | TN         | VH            | -4.36           | -0.005137           | ±2.5        | PASS    |

Any report having not been signed by authorized approver, or having been altered without authorization, or having not been stamped by the "Dedicated Testing/Inspection Stamp" is deemed to be invalid. Copying or excerpting portion of, or altering the content of the report is not permitted without the written authorization of AGC. The test results presented in the report apply only to the tested sample. Any objections to report issued by AGC should be submitted to AGC within 15days after the issuance of the test report. Further enquiry of validity or verification of the test report should be addressed to AGC by agc@agc-cert.com.

Attestation of Global Compliance(Shenzhen)Co., Ltd  
Attestation of Global Compliance(Shenzhen)Std & Tech Co., Ltd  
Tel: +86-755 2523 4088 E-mail: agc@agc-cert.com Web: http://cn.agc-cert.com/



| Test Band | Test Mode | Test Channel | Test Temp. | Test Volt. (V) | Freq.Error (Hz) | Freq.vs.rated (ppm) | Verdict |
|-----------|-----------|--------------|------------|----------------|-----------------|---------------------|---------|
| PCS1900   | GSM       | LCH          | TN         | VL             | -4.84           | -0.002616           | PASS    |
|           |           |              | TN         | VN             | -1.29           | -0.000697           | PASS    |
|           |           |              | TN         | VH             | -3.62           | -0.001956           | PASS    |
|           |           | MCH          | TN         | VL             | -1.16           | -0.000617           | PASS    |
|           |           |              | TN         | VN             | 1.42            | 0.000755            | PASS    |
|           |           |              | TN         | VH             | 0.13            | 0.000069            | PASS    |
|           |           | HCH          | TN         | VL             | 0.00            | 0.000000            | PASS    |
|           |           |              | TN         | VN             | -2.91           | -0.001524           | PASS    |
|           |           |              | TN         | VH             | -1.49           | -0.000780           | PASS    |

| Test Band | Test Mode | Test Channel | Test Temp. | Test Volt. (V) | Freq.Error (Hz) | Freq.vs.rated (ppm) | Verdict |
|-----------|-----------|--------------|------------|----------------|-----------------|---------------------|---------|
| GSM1900   | EGPRS     | LCH          | TN         | VL             | -8.01           | -0.004329           | PASS    |
|           |           |              | TN         | VN             | -12.69          | -0.006858           | PASS    |
|           |           |              | TN         | VH             | -20.99          | -0.011343           | PASS    |
|           |           | MCH          | TN         | VL             | -24.38          | -0.012968           | PASS    |
|           |           |              | TN         | VN             | -9.52           | -0.005064           | PASS    |
|           |           |              | TN         | VH             | -11.78          | -0.006266           | PASS    |
|           |           | HCH          | TN         | VL             | -16.05          | -0.008405           | PASS    |
|           |           |              | TN         | VN             | -15.95          | -0.008353           | PASS    |
|           |           |              | TN         | VH             | -15.59          | -0.008164           | PASS    |

Note: Based on the results of the frequency stability test at the center channel the frequency deviation results measured are very small. As such it is determined that channels at the band edge would remain in-band when the maximum measured frequency deviation noted during the frequency stability tests is applied. Therefore the device is determined to remain operating in band over the temperature and voltage range as tested.

Any report having not been signed by authorized approver, or having been altered without authorization, or having not been stamped by the "Dedicated Testing/Inspection Stamp" is deemed to be invalid. Copying or excerpting portion of, or altering the content of the report is not permitted without the written authorization of AGC. The test results presented in the report apply only to the tested sample. Any objections to report issued by AGC should be submitted to AGC within 15 days after the issuance of the test report. Further enquiry of validity or verification of the test report should be addressed to AGC by agc@agc-cert.com.

Attestation of Global Compliance(Shenzhen)Co., Ltd  
Attestation of Global Compliance(Shenzhen)Std & Tech Co., Ltd  
Tel: +86-755 2523 4088 E-mail: agc@agc-cert.com Web: http://cn.agc-cert.com/



### Frequency Error vs. Temperature:

| Test Band | Test Mode | Test Channel | Test Volt. | Test Tem. (°C) | Freq.Error (Hz) | Freq.vs.rated (ppm) | Limit (ppm) | Verdict |
|-----------|-----------|--------------|------------|----------------|-----------------|---------------------|-------------|---------|
| GSM850    | GSM       | LCH          | VN         | -10            | -4.58           | -0.005557           | ±2.5        | PASS    |
|           |           |              | VN         | 0              | -2.91           | -0.003531           | ±2.5        | PASS    |
|           |           |              | VN         | 10             | -1.74           | -0.002111           | ±2.5        | PASS    |
|           |           |              | VN         | 20             | -3.87           | -0.004695           | ±2.5        | PASS    |
|           |           |              | VN         | 30             | -4.52           | -0.005484           | ±2.5        | PASS    |
|           |           |              | VN         | 40             | -4.07           | -0.004938           | ±2.5        | PASS    |
| GSM850    | GSM       | MCH          | VN         | -10            | -2.52           | -0.003012           | ±2.5        | PASS    |
|           |           |              | VN         | 0              | -4.13           | -0.004937           | ±2.5        | PASS    |
|           |           |              | VN         | 10             | -0.32           | -0.000383           | ±2.5        | PASS    |
|           |           |              | VN         | 20             | -1.29           | -0.001542           | ±2.5        | PASS    |
|           |           |              | VN         | 30             | -2.97           | -0.003550           | ±2.5        | PASS    |
|           |           |              | VN         | 40             | -0.77           | -0.000920           | ±2.5        | PASS    |
| GSM850    | GSM       | HCH          | VN         | -10            | -1.55           | -0.001826           | ±2.5        | PASS    |
|           |           |              | VN         | 0              | 0.13            | 0.000153            | ±2.5        | PASS    |
|           |           |              | VN         | 10             | -5.36           | -0.006315           | ±2.5        | PASS    |
|           |           |              | VN         | 20             | -0.32           | -0.000377           | ±2.5        | PASS    |
|           |           |              | VN         | 30             | -4.52           | -0.005325           | ±2.5        | PASS    |
|           |           |              | VN         | 40             | -2.78           | -0.003275           | ±2.5        | PASS    |

Any report having not been signed by authorized approver, or having been altered without authorization, or having not been stamped by the "Dedicated Testing/Inspection Stamp" is deemed to be invalid. Copying or excerpting portion of, or altering the content of the report is not permitted without the written authorization of AGC. The test results presented in the report apply only to the tested sample. Any objections to report issued by AGC should be submitted to AGC within 15days after the issuance of the test report. Further enquiry of validity or verification of the test report should be addressed to AGC by agc@agc-cert.com.

Attestation of Global Compliance(Shenzhen)Co., Ltd  
Attestation of Global Compliance(Shenzhen)Std & Tech Co., Ltd  
Tel: +86-755 2523 4088 E-mail: agc@agc-cert.com Web: http://cn.agc-cert.com/





| Test Band | Test Mode | Test Channel | Test Volt. | Test Tem. (°C) | Freq.Error (Hz) | Freq.vs.rated (ppm) | Limit (ppm) | Verdict |
|-----------|-----------|--------------|------------|----------------|-----------------|---------------------|-------------|---------|
| GSM850    | EGPRS     | LCH          | VN         | -10            | -4.68           | -0.005678           | ±2.5        | PASS    |
|           |           |              | VN         | 0              | -7.30           | -0.008857           | ±2.5        | PASS    |
|           |           |              | VN         | 10             | -6.59           | -0.007996           | ±2.5        | PASS    |
|           |           |              | VN         | 20             | -7.62           | -0.009245           | ±2.5        | PASS    |
|           |           |              | VN         | 30             | -6.94           | -0.008420           | ±2.5        | PASS    |
|           |           |              | VN         | 40             | -4.68           | -0.005678           | ±2.5        | PASS    |
| GSM850    | EGPRS     | MCH          | VN         | -10            | -1.90           | -0.002271           | ±2.5        | PASS    |
|           |           |              | VN         | 0              | -2.91           | -0.003478           | ±2.5        | PASS    |
|           |           |              | VN         | 10             | -3.07           | -0.003670           | ±2.5        | PASS    |
|           |           |              | VN         | 20             | -4.26           | -0.005092           | ±2.5        | PASS    |
|           |           |              | VN         | 30             | -3.00           | -0.003586           | ±2.5        | PASS    |
|           |           |              | VN         | 40             | -0.45           | -0.000538           | ±2.5        | PASS    |
| GSM850    | EGPRS     | HCH          | VN         | -10            | -5.52           | -0.006503           | ±2.5        | PASS    |
|           |           |              | VN         | 0              | -4.58           | -0.005396           | ±2.5        | PASS    |
|           |           |              | VN         | 10             | -2.94           | -0.003464           | ±2.5        | PASS    |
|           |           |              | VN         | 20             | -2.84           | -0.003346           | ±2.5        | PASS    |
|           |           |              | VN         | 30             | -2.58           | -0.003040           | ±2.5        | PASS    |
|           |           |              | VN         | 40             | -3.45           | -0.004065           | ±2.5        | PASS    |

Any report having not been signed by authorized approver, or having been altered without authorization, or having not been stamped by the "Dedicated Testing/Inspection Stamp" is deemed to be invalid. Copying or excerpting portion of, or altering the content of the report is not permitted without the written authorization of AGC. The test results presented in the report apply only to the tested sample. Any objections to report issued by AGC should be submitted to AGC within 15days after the issuance of the test report. Further enquiry of validity or verification of the test report should be addressed to AGC by agc@agc-cert.com.

Attestation of Global Compliance(Shenzhen)Co., Ltd  
Attestation of Global Compliance(Shenzhen)Std & Tech Co., Ltd  
Tel: +86-755 2523 4088 E-mail: agc@agc-cert.com Web: http://cn.agc-cert.com/



| Test Band | Test Mode | Test Channel | Test Volt. | Test Tem. (°C) | Freq.Error (Hz) | Freq.vs.rated (ppm) | Verdict |
|-----------|-----------|--------------|------------|----------------|-----------------|---------------------|---------|
| PCS1900   | GSM       | LCH          | VN         | -10            | -10.27          | -0.005550           | PASS    |
|           |           |              | VN         | 0              | -8.01           | -0.004329           | PASS    |
|           |           |              | VN         | 10             | -13.43          | -0.007258           | PASS    |
|           |           |              | VN         | 20             | -12.14          | -0.006561           | PASS    |
|           |           |              | VN         | 30             | -11.43          | -0.006177           | PASS    |
|           |           |              | VN         | 40             | -12.59          | -0.006804           | PASS    |
| PCS1900   | GSM       | MCH          | VN         | -10            | 0.45            | 0.000239            | PASS    |
|           |           |              | VN         | 0              | 3.81            | 0.002027            | PASS    |
|           |           |              | VN         | 10             | -0.90           | -0.000479           | PASS    |
|           |           |              | VN         | 20             | 3.16            | 0.001681            | PASS    |
|           |           |              | VN         | 30             | 0.52            | 0.000277            | PASS    |
|           |           |              | VN         | 40             | 0.52            | 0.000277            | PASS    |
| PCS1900   | GSM       | HCH          | VN         | -10            | 1.94            | 0.001016            | PASS    |
|           |           |              | VN         | 0              | -2.20           | -0.001152           | PASS    |
|           |           |              | VN         | 10             | 0.65            | 0.000340            | PASS    |
|           |           |              | VN         | 20             | -0.71           | -0.000372           | PASS    |
|           |           |              | VN         | 30             | -3.36           | -0.001760           | PASS    |
|           |           |              | VN         | 40             | -2.20           | -0.001152           | PASS    |

Any report having not been signed by authorized approver, or having been altered without authorization, or having not been stamped by the "Dedicated Testing/Inspection Stamp" is deemed to be invalid. Copying or excerpting portion of, or altering the content of the report is not permitted without the written authorization of AGC. The test results presented in the report apply only to the tested sample. Any objections to report issued by AGC should be submitted to AGC within 15days after the issuance of the test report. Further enquiry of validity or verification of the test report should be addressed to AGC by agc@agc-cert.com.

Attestation of Global Compliance(Shenzhen)Co., Ltd  
Attestation of Global Compliance(Shenzhen)Std & Tech Co., Ltd  
Tel: +86-755 2523 4088 E-mail: agc@agc-cert.com Web: http://cn.agc-cert.com/



| Test Band | Test Mode | Test Channel | Test Volt. | Test Tem. (°C) | Freq.Error (Hz) | Freq.vs.rated (ppm) | Verdict |
|-----------|-----------|--------------|------------|----------------|-----------------|---------------------|---------|
| GSM1900   | EGPRS     | LCH          | VN         | -10            | -20.86          | -0.011273           | PASS    |
|           |           |              | VN         | 0              | -22.15          | -0.011970           | PASS    |
|           |           |              | VN         | 10             | -17.82          | -0.009630           | PASS    |
|           |           |              | VN         | 20             | -19.18          | -0.010365           | PASS    |
|           |           |              | VN         | 30             | -16.69          | -0.009020           | PASS    |
|           |           |              | VN         | 40             | -9.36           | -0.005058           | PASS    |
| GSM1900   | EGPRS     | MCH          | VN         | -10            | -15.46          | -0.008223           | PASS    |
|           |           |              | VN         | 0              | -12.72          | -0.006766           | PASS    |
|           |           |              | VN         | 10             | -14.30          | -0.007606           | PASS    |
|           |           |              | VN         | 20             | -15.88          | -0.008447           | PASS    |
|           |           |              | VN         | 30             | -14.17          | -0.007537           | PASS    |
|           |           |              | VN         | 40             | -18.47          | -0.009824           | PASS    |
| GSM1900   | EGPRS     | HCH          | VN         | -10            | -14.04          | -0.007352           | PASS    |
|           |           |              | VN         | 0              | -7.88           | -0.004127           | PASS    |
|           |           |              | VN         | 10             | -3.71           | -0.001943           | PASS    |
|           |           |              | VN         | 20             | -5.46           | -0.002859           | PASS    |
|           |           |              | VN         | 30             | -21.86          | -0.011447           | PASS    |
|           |           |              | VN         | 40             | -16.85          | -0.008824           | PASS    |

Note: Based on the results of the frequency stability test at the center channel the frequency deviation results measured are very small. As such it is determined that channels at the band edge would remain in-band when the maximum measured frequency deviation noted during the frequency stability tests is applied. Therefore the device is determined to remain operating in band over the temperature and voltage range as tested.

Any report having not been signed by authorized approver, or having been altered without authorization, or having not been stamped by the "Dedicated Testing/Inspection Stamp" is deemed to be invalid. Copying or excerpting portion of, or altering the content of the report is not permitted without the written authorization of AGC. The test results presented in the report apply only to the tested sample. Any objections to report issued by AGC should be submitted to AGC within 15 days after the issuance of the test report. Further enquiry of validity or verification of the test report should be addressed to AGC by agc@agc-cert.com.

Attestation of Global Compliance(Shenzhen)Co., Ltd  
Attestation of Global Compliance(Shenzhen)Std & Tech Co., Ltd  
Tel: +86-755 2523 4088 E-mail: agc@agc-cert.com Web: http://cn.agc-cert.com/



### Frequency Error vs. Voltage:

| Test Band | Test Mode | Test Channel | Test Temp. | Test Volt.(V) | Freq.Error (Hz) | Freq.vs.rated (ppm) | Limit (ppm) | Verdict |
|-----------|-----------|--------------|------------|---------------|-----------------|---------------------|-------------|---------|
| WCDMA850  | UMTS      | LCH          | TN         | VL            | 5.36            | 0.006486            | ±2.5        | PASS    |
|           |           |              | TN         | VN            | 3.34            | 0.004042            | ±2.5        | PASS    |
|           |           |              | TN         | VH            | 0.95            | 0.001150            | ±2.5        | PASS    |
|           |           | MCH          | TN         | VL            | 5.95            | 0.007114            | ±2.5        | PASS    |
|           |           |              | TN         | VN            | 3.94            | 0.004711            | ±2.5        | PASS    |
|           |           |              | TN         | VH            | -1.45           | -0.001734           | ±2.5        | PASS    |
|           |           | HCH          | TN         | VL            | 2.26            | 0.002670            | ±2.5        | PASS    |
|           |           |              | TN         | VN            | 0.69            | 0.000815            | ±2.5        | PASS    |
|           |           |              | TN         | VH            | 1.01            | 0.001193            | ±2.5        | PASS    |

| Test Band | Test Mode | Test Channel | Test Temp. | Test Volt.(V) | Freq.Error (Hz) | Freq.vs.rated (ppm) | Verdict |
|-----------|-----------|--------------|------------|---------------|-----------------|---------------------|---------|
| WCDMA1900 | UMTS      | LCH          | TN         | VL            | -6.85           | -0.003698           | PASS    |
|           |           |              | TN         | VN            | 0.47            | 0.000254            | PASS    |
|           |           |              | TN         | VH            | 0.67            | 0.000362            | PASS    |
|           |           | MCH          | TN         | VL            | -5.58           | -0.002968           | PASS    |
|           |           |              | TN         | VN            | -8.77           | -0.004665           | PASS    |
|           |           |              | TN         | VH            | -8.85           | -0.004707           | PASS    |
|           |           | HCH          | TN         | VL            | 5.68            | 0.002978            | PASS    |
|           |           |              | TN         | VN            | 0.47            | 0.000246            | PASS    |
|           |           |              | TN         | VH            | 2.58            | 0.001352            | PASS    |

Note: Based on the results of the frequency stability test at the center channel the frequency deviation results measured are very small. As such it is determined that channels at the band edge would remain in-band when the maximum measured frequency deviation noted during the frequency stability tests is applied. Therefore the device is determined to remain operating in band over the temperature and voltage range as tested.

Any report having not been signed by authorized approver, or having been altered without authorization, or having not been stamped by the "Dedicated Testing/Inspection Stamp" is deemed to be invalid. Copying or excerpting portion of, or altering the content of the report is not permitted without the written authorization of AGC. The test results presented in the report apply only to the tested sample. Any objections to report issued by AGC should be submitted to AGC within 15 days after the issuance of the test report. Further enquiry of validity or verification of the test report should be addressed to AGC by agc@agc-cert.com.

Attestation of Global Compliance(Shenzhen)Co., Ltd  
Attestation of Global Compliance(Shenzhen)Std & Tech Co., Ltd  
Tel: +86-755 2523 4088 E-mail: agc@agc-cert.com Web: http://cn.agc-cert.com/





### Frequency Error vs. Temperature:

| Test Band | Test Mode | Test Channel | Test Volt. | Test Tem. (°C) | Freq.Error (Hz) | Freq.vs.rated (ppm) | Limit (ppm) | Verdict |
|-----------|-----------|--------------|------------|----------------|-----------------|---------------------|-------------|---------|
| WCDMA850  | UMTS      | LCH          | VN         | -10            | 4.58            | 0.005542            | ±2.5        | PASS    |
|           |           |              | VN         | 0              | 1.22            | 0.001476            | ±2.5        | PASS    |
|           |           |              | VN         | 10             | 1.53            | 0.001851            | ±2.5        | PASS    |
|           |           |              | VN         | 20             | -1.04           | -0.001258           | ±2.5        | PASS    |
|           |           |              | VN         | 30             | 2.30            | 0.002783            | ±2.5        | PASS    |
|           |           |              | VN         | 40             | 1.50            | 0.001815            | ±2.5        | PASS    |
| WCDMA850  | UMTS      | MCH          | VN         | -10            | -1.95           | -0.002360           | ±2.5        | PASS    |
|           |           |              | VN         | 0              | 1.25            | 0.001513            | ±2.5        | PASS    |
|           |           |              | VN         | 10             | 2.49            | 0.002977            | ±2.5        | PASS    |
|           |           |              | VN         | 20             | 4.46            | 0.005332            | ±2.5        | PASS    |
|           |           |              | VN         | 30             | 4.87            | 0.005823            | ±2.5        | PASS    |
|           |           |              | VN         | 40             | 3.20            | 0.003826            | ±2.5        | PASS    |
| WCDMA850  | UMTS      | HCH          | VN         | -10            | 2.24            | 0.002678            | ±2.5        | PASS    |
|           |           |              | VN         | 0              | -0.43           | -0.000508           | ±2.5        | PASS    |
|           |           |              | VN         | 10             | -0.40           | -0.000472           | ±2.5        | PASS    |
|           |           |              | VN         | 20             | -0.63           | -0.000744           | ±2.5        | PASS    |
|           |           |              | VN         | 30             | 4.30            | 0.005079            | ±2.5        | PASS    |
|           |           |              | VN         | 40             | 1.68            | 0.001984            | ±2.5        | PASS    |

Any report having not been signed by authorized approver, or having been altered without authorization, or having not been stamped by the "Dedicated Testing/Inspection Stamp" is deemed to be invalid. Copying or excerpting portion of, or altering the content of the report is not permitted without the written authorization of AGC. The test results presented in the report apply only to the tested sample. Any objections to report issued by AGC should be submitted to AGC within 15days after the issuance of the test report. Further enquiry of validity or verification of the test report should be addressed to AGC by agc@agc-cert.com.

Attestation of Global Compliance(Shenzhen)Co., Ltd  
Attestation of Global Compliance(Shenzhen)Std & Tech Co., Ltd  
Tel: +86-755 2523 4088 E-mail: agc@agc-cert.com Web: http://cn.agc-cert.com/



| Test Band | Test Mode | Test Channel | Test Volt. | Test Tem. (°C) | Freq.Error (Hz) | Freq.vs.rated (ppm) | Verdict |
|-----------|-----------|--------------|------------|----------------|-----------------|---------------------|---------|
| WCDMA1900 | UMTS      | LCH          | VN         | -10            | -4.81           | -0.002597           | PASS    |
|           |           |              | VN         | 0              | -2.81           | -0.001517           | PASS    |
|           |           |              | VN         | 10             | -7.03           | -0.003795           | PASS    |
|           |           |              | VN         | 20             | -9.16           | -0.004945           | PASS    |
|           |           |              | VN         | 30             | 1.01            | 0.000545            | PASS    |
|           |           |              | VN         | 40             | -7.92           | -0.004276           | PASS    |
| WCDMA1900 | UMTS      | MCH          | VN         | -10            | -8.85           | -0.004778           | PASS    |
|           |           |              | VN         | 0              | 1.40            | 0.000756            | PASS    |
|           |           |              | VN         | 10             | 1.42            | 0.000755            | PASS    |
|           |           |              | VN         | 20             | -4.90           | -0.002606           | PASS    |
|           |           |              | VN         | 30             | -10.48          | -0.005574           | PASS    |
|           |           |              | VN         | 40             | 4.88            | 0.002596            | PASS    |
| WCDMA1900 | UMTS      | HCH          | VN         | -10            | -7.64           | -0.004064           | PASS    |
|           |           |              | VN         | 0              | -6.79           | -0.003612           | PASS    |
|           |           |              | VN         | 10             | 2.15            | 0.001127            | PASS    |
|           |           |              | VN         | 20             | -5.86           | -0.003072           | PASS    |
|           |           |              | VN         | 30             | -3.43           | -0.001798           | PASS    |
|           |           |              | VN         | 40             | -1.34           | -0.000702           | PASS    |

Note: Based on the results of the frequency stability test at the center channel the frequency deviation results measured are very small. As such it is determined that channels at the band edge would remain in-band when the maximum measured frequency deviation noted during the frequency stability tests is applied. Therefore the device is determined to remain operating in band over the temperature and voltage range as tested.

Any report having not been signed by authorized approver, or having been altered without authorization, or having not been stamped by the "Dedicated Testing/Inspection Stamp" is deemed to be invalid. Copying or excerpting portion of, or altering the content of the report is not permitted without the written authorization of AGC. The test results presented in the report apply only to the tested sample. Any objections to report issued by AGC should be submitted to AGC within 15 days after the issuance of the test report. Further enquiry of validity or verification of the test report should be addressed to AGC by agc@agc-cert.com.


Attestation of Global Compliance(Shenzhen)Co., Ltd  
Attestation of Global Compliance(Shenzhen)Std & Tech Co., Ltd  
Tel: +86-755 2523 4088 E-mail: agc@agc-cert.com Web: http://cn.agc-cert.com/





## APPENDIX A: PHOTOGRAPHS OF TEST SETUP

### RADIATED SPURIOUS EMISSION



### RADIATED SPURIOUS ABOVE 1G EMISSION



Any report having not been signed by authorized approver, or having been altered without authorization, or having not been stamped by the "Dedicated Testing/Inspection Stamp" is deemed to be invalid. Copying or excerpting portion of, or altering the content of the report is not permitted without the written authorization of AGC. The test results presented in the report apply only to the tested sample. Any objections to report issued by AGC should be submitted to AGC within 15 days after the issuance of the test report. Further enquiry of validity or verification of the test report should be addressed to AGC by [agc@agc-cert.com](mailto:agc@agc-cert.com).

Attestation of Global Compliance(Shenzhen)Co., Ltd  
Attestation of Global Compliance(Shenzhen)Std & Tech Co., Ltd  
Tel: +86-755 2523 4088 E-mail: [agc@agc-cert.com](mailto:agc@agc-cert.com) Web: <http://cn.agc-cert.com/>



## APPENDIX B: PHOTOGRAPHS OF EUT

Refer to the Report No.: AGC00065201101AP01

----END OF REPORT----

Any report having not been signed by authorized approver, or having been altered without authorization, or having not been stamped by the "Dedicated Testing/Inspection Stamp" is deemed to be invalid. Copying or excerpting portion of, or altering the content of the report is not permitted without the written authorization of AGC. The test results presented in the report apply only to the tested sample. Any objections to report issued by AGC should be submitted to AGC within 15days after the issuance of the test report. Further enquiry of validity or verification of the test report should be addressed to AGC by agc@agc-cert.com.

Attestation of Global Compliance(Shenzhen)Co., Ltd  
Attestation of Global Compliance(Shenzhen)Std & Tech Co., Ltd  
Tel: +86-755 2523 4088 E-mail: agc@agc-cert.com Web: <http://cn.agc-cert.com/>





## Conditions of Issuance of Test Reports

1. All samples and goods are accepted by the Attestation of Global Compliance (Shenzhen) Co., Ltd (the “Company”) solely for testing and reporting in accordance with the following terms and conditions. The company provides its services on the basis that such terms and conditions constitute express agreement between the company and any person, firm or company requesting its services (the “Clients”).
2. Any report issued by Company as a result of this application for testing services (the “Report”) shall be issued in confidence to the Clients and the Report will be strictly treated as such by the Company. It may not be reproduced either in its entirety or in part and it may not be used for advertising or other unauthorized purposes without the written consent of the Company. The Clients to whom the Report is issued may, however, show or send it, or a certified copy thereof prepared by the Company to its customer, supplier or other persons directly concerned. The Company will not, without the consent of the Clients, enter into any discussion or correspondence with any third party concerning the contents of the Report, unless required by the relevant governmental authorities, laws or court orders.
3. The Company shall not be called or be liable to be called to give evidence or testimony on the Report in a court of law without its prior written consent, unless required by the relevant governmental authorities, laws or court orders.
4. The non-CMA report issued by AGC is only permitted to be used by the client as internal reference use and shall not be used for public demonstration purpose.
5. In the event of the improper use of the report as determined by the Company, the Company reserves the right to withdraw it, and to adopt any other additional remedies which may be appropriate.
6. Samples submitted for testing are accepted on the understanding that the Report issued cannot form the basis of, or be the instrument for, any legal action against the Company.
7. The Company will not be liable for or accept responsibility for any loss or damage however arising from the use of information contained in any of its Reports or in any communication whatsoever about its said tests or investigations.
8. Clients wishing to use the Report in court proceedings or arbitration shall inform the Company to that effect prior to submitting the sample for testing.
9. The Company is not responsible for recalling the electronic version of the original report when any revision is made to them. The Client assumes the responsibility to providing the revised version to any interested party who uses them.
10. Subject to the variable length of retention time for test data and report stored hereinto as otherwise specifically required by individual accreditation authorities, the Company will only keep the supporting test data and information of the test report for a period of six years. The data and information will be disposed of after the aforementioned retention period has elapsed. Under no circumstances shall we provide any data and information which has been disposed of after retention period. Under no circumstances shall we be liable for damage of any kind, including (but not limited to) compensatory damages, lost profits, lost data, or any form of special, incidental, indirect, consequential or punitive damages of any kind, whether based on breach of contract of warranty, tort (including negligence), product liability or otherwise, even if we are informed in advance of the possibility of such damages.

Any report having not been signed by authorized approver, or having been altered without authorization, or having not been stamped by the Dedicated Testing/Inspection Stamp” is deemed to be invalid. Copying or excerpting portion of, or altering the content of the report is not permitted without the written authorization of AGC. The test results presented in the report apply only to the tested sample. Any objections to report issued by AGC should be submitted to AGC within 15days after the issuance of the test report. Further enquiry of validity or verification of the test report should be addressed to AGC by [agc@agc-cert.com](mailto:agc@agc-cert.com).

