

PCB Antenna Specifications

1. PCB Antenna Profile

Manufacturer: Beijing winshow technology co.,ltd

Model: MDBT11-ANT-OB

Type: On board

Material: FR4

Thickness: 1.0 mm

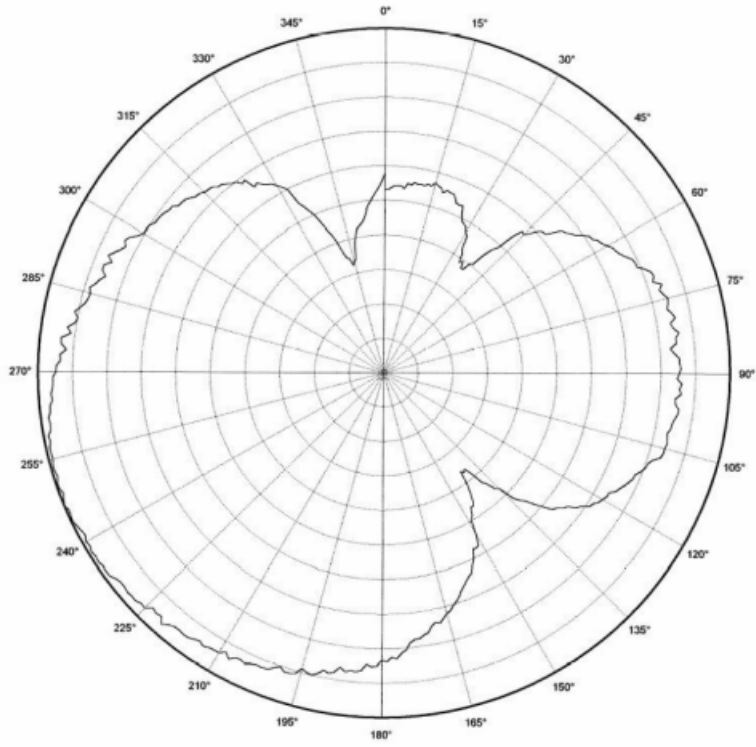
Others: Blue oil Covered

2. electrical specifications

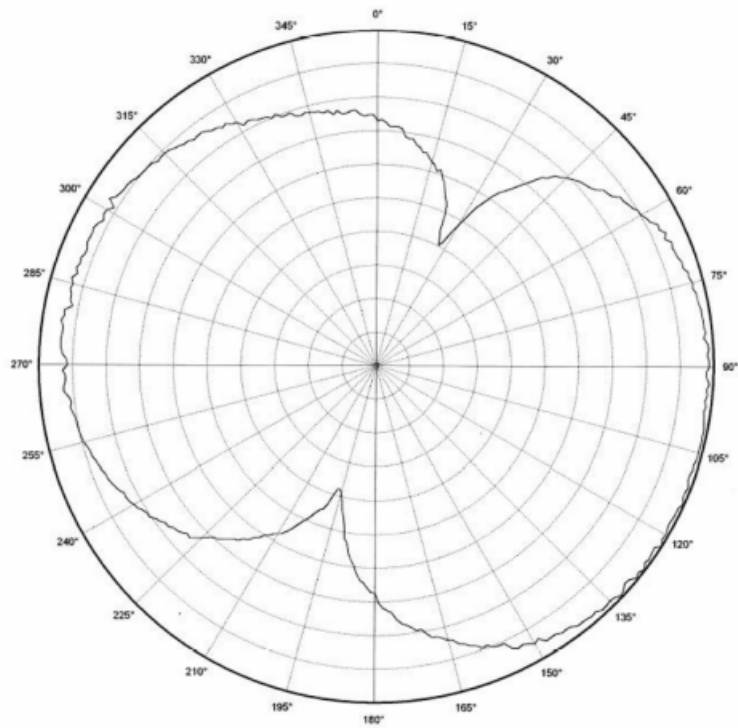
table 1 electrical specifications

Frequency Rang (MHz)	2400 - 2500
Bandwidth (MHz)	10
Input Impedence (Ω)	50
V.S.W.R	<2
Gain (dBi)	0

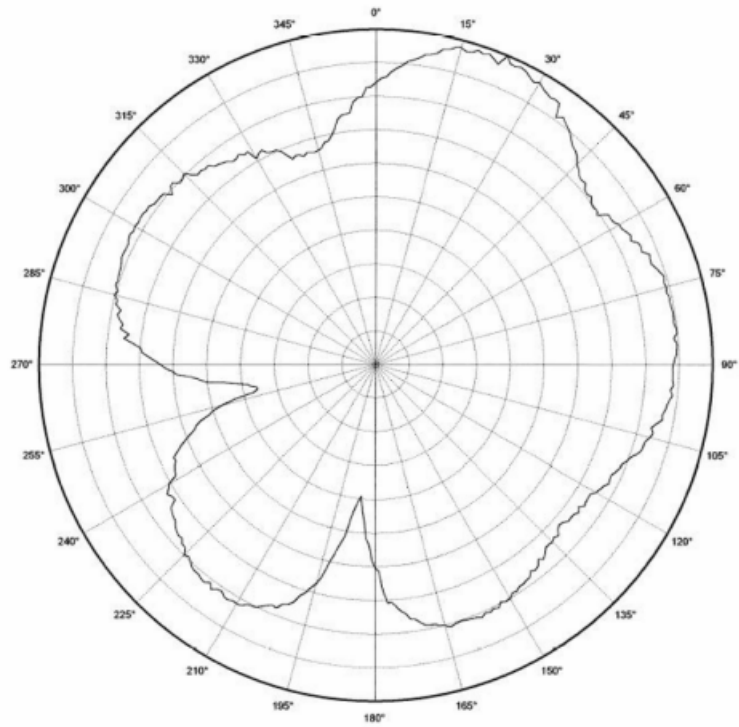
Frequency [Mhz]	Peak [dBi]	Average [dBi]	Efficiency [%]
2400	0.77	-3.76	42.11
2410	0.81	-3.73	42.32
2420	0.99	-3.71	42.53
2430	0.86	-3.70	42.66
2440	0.74	-3.68	42.84
2450	0.57	-3.62	43.45
2460	0.68	-3.57	43.94
2470	0.63	-3.58	43.84
2480	0.85	-3.50	44.68
2490	0.96	-3.40	45.73
2500	1.25	-3.33	46.43



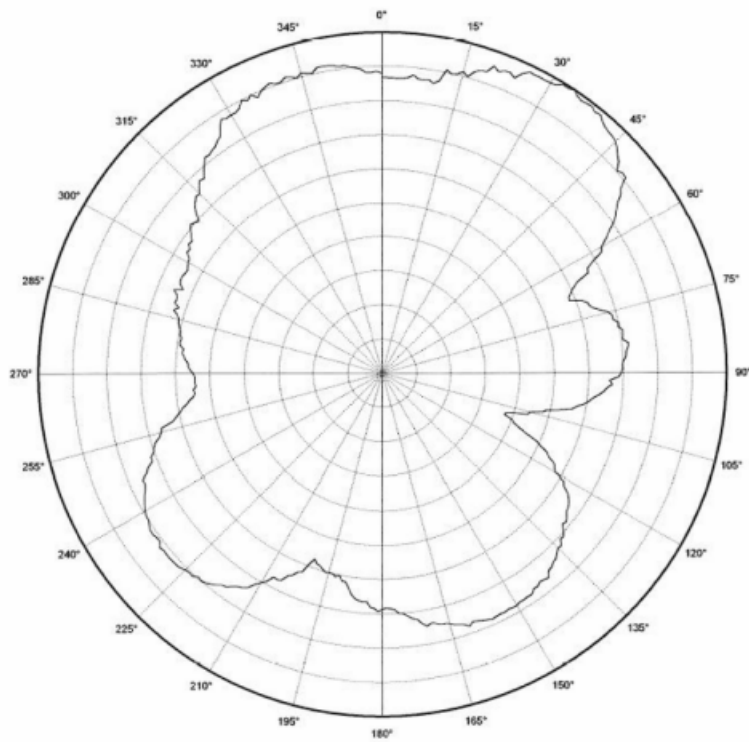
Pic 1 XY Polarization,-2.5dBm



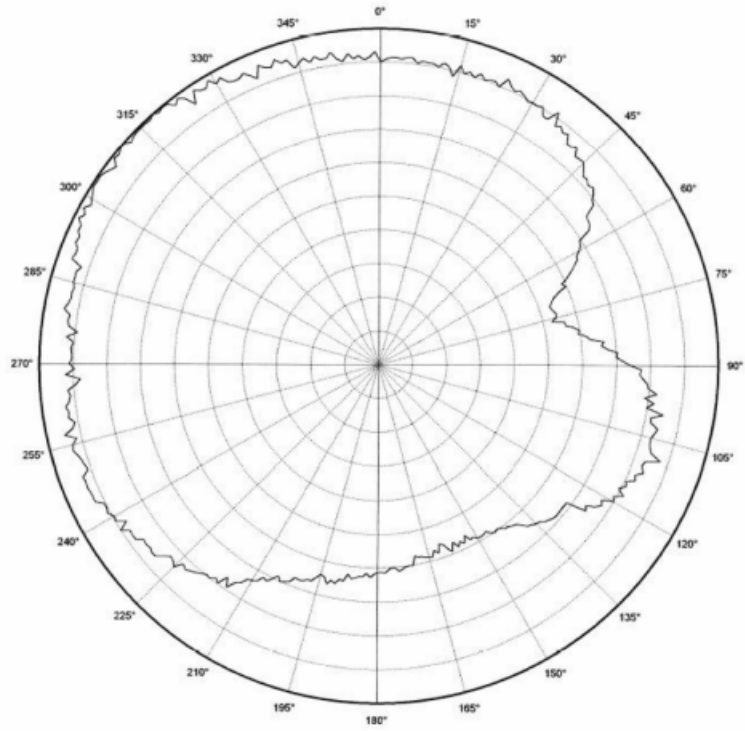
Pic 2 XY Polarization,9.5dBm



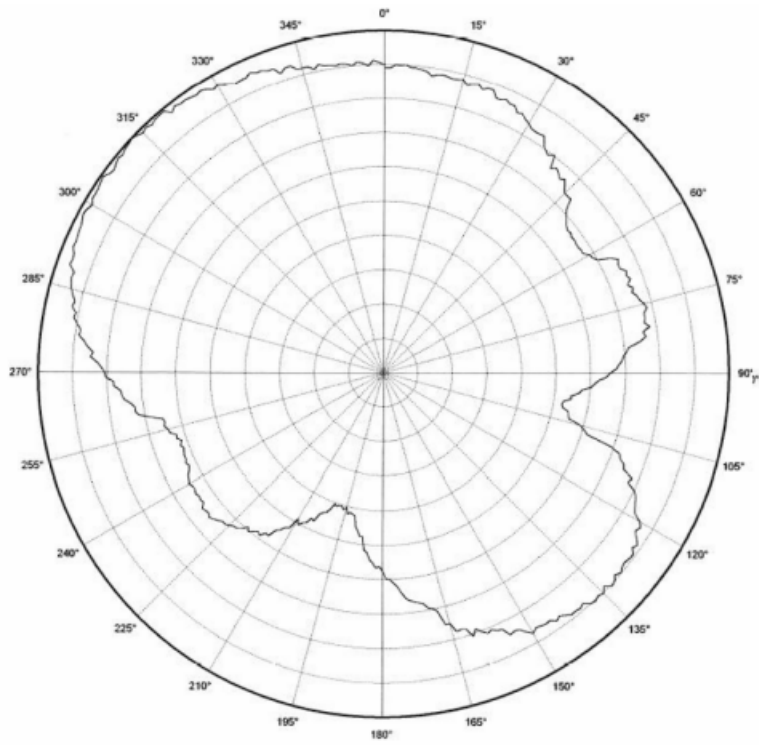
Pic 3 XZ Polarization,2.2dBm



Pic 4 XZ Polarization,5.3dBm



Pic 5 YZ Polarization,5.3dBm



Pic 6 YZ Polarization,-1.2dBm

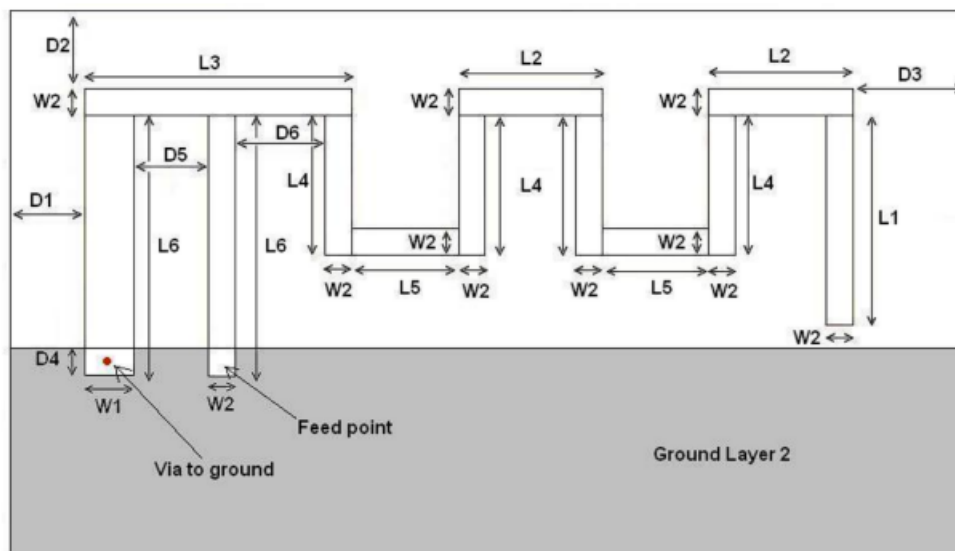
3. environmental specifications

table 2 environmental specifications

Temperature Rang (°C)	-40 ~ 85
Humidity Range (%)	<60

4. mechanical drawing

Unit: mm



Items	Value
L1	3.94mm
L2	2.70mm
L3	5.00mm
L4	2.64mm
L5	2.00mm
L6	4.90mm
W1	0.90mm
W2	0.50mm
D1	0.50mm
D2	0.30mm
D3	0.30mm
D4	0.50mm
D5	1.40mm
D6	1.70mm