


ATUVOS
VOS TAG
AT2301



Introduction

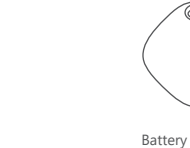
The Vos Tag works with Apple Find My to help you keep track of your stuff even further away. This tag is water-resistant, and has a replaceable battery that lasts up to one year. The compact design makes it easy to attach to your important things such as keys, bags, and suitcases. A simple setup can pair this item tracker with the Find My app on your Apple devices to track down your nearby items by playing a sound. The anonymous and encrypted Find My network also ensures your privacy and safety.

Included in the Box

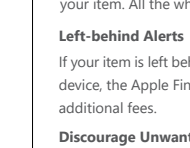
Item	Quantity
Vos Tag	1
User Manual	1

Note: To use the Apple Find My app or the Find Items app on Apple Watch to locate this item, the latest version of iOS, iPadOS, macOS, or watchOS is recommended.

- 1 English -



Power Button



Battery Cover

Controls and Status

Power Button	Status	Buzzer
Quick Press	Power On	Two Short Beeps
Long Press for 3 Seconds	Power Off	Long Beep
Long Press for 10 Seconds	Reset*	Two Long Beeps with a 7-second Interval

*This will restore the tag to factory settings and clear all the connection data. You must remove the item from the Find My app and add it back before using it again.

Functions

Long-distance Tracking

If your item is lost outside the 60-metre Bluetooth range, the Find My network connecting hundreds of millions of Apple devices worldwide will help track

- 2 English -

your item. All the while, your privacy is protected at every step of the way.

Left-behind Alerts

If your item is left behind and disconnects from the Bluetooth of your Apple device, the Apple Find My app will instantly send you notifications without additional fees.

Discourage Unwanted Tracking

If someone's tag lands on your items, your Apple device will automatically detect that tag and send you an alert to prevent unwanted tracking. If you still can't find it, the tag will make a sound to let you know.

Pair with Find My App

1. Turn on your iOS device's Bluetooth. Make sure your iOS device is in the latest version.

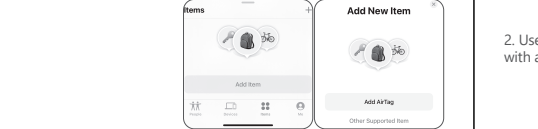


- 3 English -

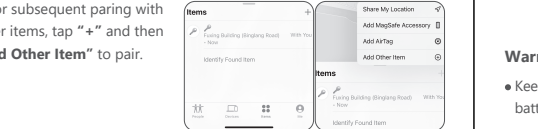
2. Quick press the tag's power button to turn it on and place it near to your iOS device.



3. Open Find My app, tap "Items" and then "Add Item". Select "Other Supported Item" and follow the in-app instruction to complete pairing.



4. For subsequent pairing with other items, tap "+" and then "Add Other Item" to pair.



- 4 English -

Note: To ensure the best user experience, please update the firmware whenever the update is available in Find My app.

Battery Replacement

Vos Tag has a replaceable battery that lasts up to 1 year. If the battery runs down, you can replace it in 3 steps.

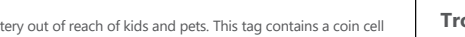
1. Use your fingernail or insert a small tool into the gap to open the battery cover.



2. Use a paperclip to remove the battery and replace with a new one and face the positive terminal up.



3. Close the battery cover by aligning the hole.



Warning:

- Keep the battery out of reach of kids and pets. This tag contains a coin cell battery which can be dangerous if chewed on or swallowed.

- 5 English -

- Use batteries of the same type (CR2032) for replacement. Otherwise, it might cause damage.
- If you must discard the tag, take the battery out first.
- The old battery needs to be disposed of at a battery recycling container.

Specifications

Dimensions	34.21*34.21*10.70 mm
Weight	11 g
Range	Up to 200 ft (60 m)
Battery	CR2032 Coin Cell Battery, DC 3V
Frequency	2402~2480 MHz
Working Temperature	0~40°C(0~104°F)
Transmit Power	4 dBm
Connectivity	Bluetooth
Compatibility	iOS Devices
Firmware Update	Find My app
Voice Control	Siri

Troubleshooting

1. Fail to add Vos Tag to the Find My app.

- 6 English -

- a. Make sure the tag is powered on and near to the device.
- b. Make sure your iOS device is in the latest version and the Bluetooth is on.
- c. Make sure the tag has not been paired with the Find My app on other iOS device.
- d. If you follow the previous steps and still fail to add, long press the tag's power button for 10 seconds to reset and then try again.

2. Vos Tag cannot function well.

- a. Check if the battery level is low. If so, replace it with a new one of the same type (CR2032).

If you have any further questions, please contact us: support@atuvos.com.

FCC Statement

This device complies with Part 15 of the FCC rules. Operation is subject to the following two conditions:

- (1) this device may not cause harmful interference.
- (2) this device must accept any interference received, including interference that may cause undesired operation.

Note: This equipment has been tested and found to comply with the limits for a Class B digital device, pursuant to part15 of the FCC Rules. These limits are designed to provide reasonable protection against harmful interference in a residential installation. This equipment generates uses and can radiate radio frequency energy and, if not installed and used in accordance with the

- 7 English -

instructions, may cause harmful interference to radio communications. However, there is no guarantee that interference will not occur in particular installation. If this equipment does cause harmful interference to radio or television reception, which can be determined by turning the equipment off and on, the user is encouraged to try to correct the interference by one or more of the following measures:

- Reorient or relocate the receiving antenna.
- Increase the separation between the equipment and receiver.
- Connect the equipment into an outlet on a circuit different from that to which the receiver is connected.
- Consult the dealer or an experienced radio/TV technician for help.

Changes or modifications not expressly approved by the party responsible for compliance could void the user's authority to operate the equipment.

FCC Radiation Exposure Statement

This device complies with FCC RF radiation exposure limits set forth for an uncontrolled environment. This transmitter must not be co-located or operating in conjunction with any other antenna or transmitter.

ISED

The licensed transmitter/receiver contained in this device is compliant with Innovation, Science and Economic Development Canada's RNC for licensed radio devices. The operation is permitted under two conditions:

- 8 English -

1. The device must not cause interference;
2. The device must accept any radio interference, even if the interference is likely to compromise its operation.

RF Exhibition Statement:
The equipment complies with the ISED radiation exposure limit established for an uncontrolled environment.

L'émetteur/récepteur exempt de licence contenu dans le présent appareil est conforme aux CNR d'Innovation, Sciences et Développement économique Canada applicables aux appareils radio exempts de licence. L'exploitation est autorisée aux deux conditions suivantes:

1. L'appareil ne doit pas produire de brouillage;
2. L'appareil doit accepter tout brouillage radioélectrique subi, même si le brouillage est susceptible d'en compromettre le fonctionnement.

Déclaration d'exposition RF:

L'équipement est conforme à la limite d'exposition aux radiations de la ISED établie pour un environnement non contrôlé.

CE Statement

Hereby, Felion Technologies Company Limited declares that this device is in compliance with the essential requirements and other relevant provisions of Directive 2014/53/EU.

- 9 English -

CE

Technical Description:
Bluetooth Frequency Range: 2402 - 2480 MHz
Bluetooth Transmit Power: 4 dBm EIRP

Legal Notice

Use of the Works with Apple badge means that a product has been designed to work specifically with the technology identified in the badge and has been certified by the product manufacturer to meet Apple Find My network product specifications and requirements.

Apple is not responsible for the operation of this device or use of this product or its compliance with safety and regulatory standards.

Credit Lines

Apple, Apple Find My, Apple Watch, Find My, iPhone, iPad, iPadOS, Mac, macOS and watchOS are trademarks of Apple Inc., registered in the U.S. and other countries. IOS is a trademark or registered trademark of Cisco in the U.S. and other countries and is used under license.

- 10 English -

WARNING

- **INGESTION HAZARD**: This product contains a button cell or coin battery.

- **DEATH** or serious injury can occur if ingested. A swallowed button cell or coin battery can cause **Internal Chemical Burns** in as little as **2 hours**.

KEEP new and used batteries **OUT OF REACH OF CHILDREN**.

Seek immediate medical attention if a battery is suspected to be swallowed or inserted inside any part of the body.

- Remove and immediately recycle or dispose of used batteries according to local regulations and keep away from children. Do NOT dispose of batteries in household trash or incinerate.
- Even used batteries may cause severe injury or death.

- 11 English -

- Call a local poison control center for treatment information.
- The tag contains a CR2032 button cell or coin battery with a nominal voltage of 3 V.
- Non-rechargeable batteries are not to be recharged.
- Do not force discharge, recharge, disassemble, heat above 45°C or incinerate. Doing so may result in injury due to venting, leakage or explosion resulting in chemical burns.
- Ensure the batteries are installed correctly according to polarity (+ and -).
- Remove and immediately recycle or dispose of batteries from equipment not used for an extended period of time according to local regulations.
- Always completely secure the battery compartment. If the battery compartment does not close securely, stop using the product, remove the batteries, and keep them away from children.

WARNING

INGESTION HAZARD:
This product contains a button cell or coin battery.

- 12 English -