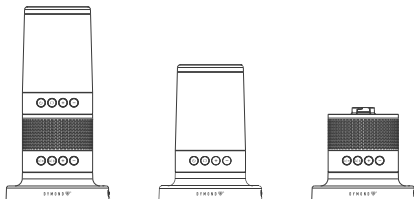


D Y M O N D 

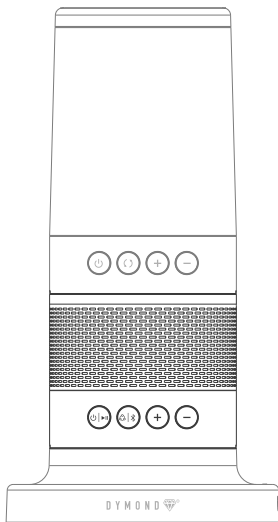
## Ambient LED Light & Bluetooth Speaker

Modular Design  
Perfect for Any Occasion  
Patio & Backyard/ Social  
Gatherings/ Outdoor Activities



Each part sold separately

D Y M O N D 

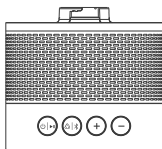


Ambient Light 100-Speaker  
Model:AMBLK100-SPK

## SAFETY WARNING


- Keep away from any fire and heat sources.
- DO NOT use the device near water while plugged in for charging, to avoid the risk of electric shock.
- DO NOT store or charge the device in a place with high heat, humidity, or dust.
- DO NOT place heavy objects on top of the device.
- DO NOT expose the device to excessive heat or direct sunlight for prolonged periods of time.
- DO NOT use any cleaning products or harsh chemicals to clean the device.
- DO NOT drop, hit, or shake the device.
- The Ambient LED Light & Bluetooth Speaker is NOT a toy and should be kept away from children.
- DO NOT use the device near a magnetic or electric field.
- DO NOT use the device if it has been damaged and/or modified.
- DO NOT immerse the device or its accessories in water.
- DO NOT paint or apply coatings to the device as you might affect moving parts or damage internal components.
- DO NOT attempt to disassemble or repair the device or its accessories.
- Device should be recycled or disposed of, as per state and local guidelines.

## Package Contents

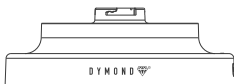


Bluetooth Speaker

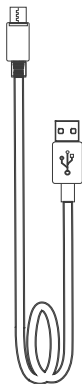
## Sold Separately



Flame Light



Power Base



USB-C Cable

## Product Use

### Bluetooth Speaker

Mode:

1. Standard Mode
2. Linkable Mode
  - Main Speaker Mode
  - Linkable Mode

Power: 10W

Signal-to-noise Ratio:  $\geq 70\text{DB}$

Net Weight: 0.65 LB

Maximum Range Distance: 32 FT

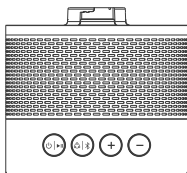
Frequency Response:

80HZ-17KHZ

Maximum Number of Speaker:

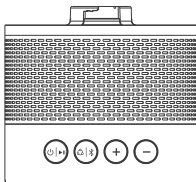
Connect up to 8 Speakers

Maximum Range Distance: 32 FT



### Bluetooth Speaker

(WARNING: UP TO 2 SPEAKERS PER UNIT MAX)



#### How to play/pause the music?

Press to play/pause.

#### How to adjust volume up/down?

Press to turn the volume up

Press to turn the volume down

#### How to change song?

Press for 3 seconds for last song

Press for 3 seconds for next song

#### How to power on/off the speaker?

Press and hold for 3 seconds.

#### How to link my smart device to the speaker?

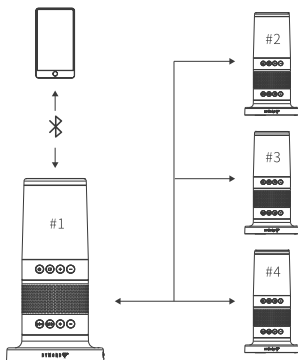
Step 1: Power on the speaker.

Step 2: Turn on Bluetooth on your smart device. Tap “Ambient Light” on your Bluetooth device screen.

Step 3: Once the device is successfully connected to speaker, the white indicator light on the will turn solid.

## If I have more than one speaker, how do I connect them all together?

Designate one speaker as a Main Speaker (#1) to control other speakers. The rest would be the additional speakers (#2, #3, #4, and more).



### Speaker #1 (Main Speaker Mode)

Step 1: Power on the speaker and press  $\Delta$ |\* button once, You will hear "MAIN SPEAKER MODE" .

Step 2: Pair your smart device to the speaker with Bluetooth.

Step 3: Once pairing is successful, the indicator light on  $\Delta$ |\* will turn solid blue.

Step 4: Speaker #1 is now setup as the MAIN SPEAKER.

### Speaker #2, #3, #4 and more (CONNECT UP TO 8 SPEAKERS)

Step 1: Power on the speaker #2.

Step 2: Press  $\Delta$ |\* button twice to link with speaker #1. You will hear "LINKABLE MODE" .

Step 3: Once the speaker is linked to the main speaker, the indicator light on  $\Delta$ |\* will turn solid white.

Step 4: Repeat the steps 1 & 2 for the additional speakers.

Step 5: You are all set! Enjoy!

## LIMITED WARRANTY

The Boost Lighting Ambient LED Light & Bluetooth Speaker one-year limited warranty is a voluntary manufacturer's warranty. It provides rights separate to rights provided by consumer law, including but not limited to those relating to non-conforming goods. As such, the Ambient LED Light & Bluetooth Speaker one-year limited warranty benefits are in addition to, and not instead of, rights provided by consumer law and it does not exclude, limit or suspend a buyer's rights arising from consumer law. Consumers have the right to choose whether to claim service under this one-year limited warranty or under their consumer law rights. Please note: all claims made under this limited warranty will be governed by the terms set out in this warranty document.

This Ambient LED Light & Bluetooth Speaker is warranted against defects in materials and workmanship for a period of one (1) year from the date of original retail purchase ("warranty period") when used in accordance with Ambient LED Light & Bluetooth Speaker User Manual. If a defect arises during the warranty period, Boost Lighting, at its option will (1) repair the product at no charge using new parts or parts that are equivalent to new in performance and reliability, (2) exchange the product with a product with equivalent functionality formed from new and/or previously used parts that are equivalent to new in performance and reliability or with your consent, a product that is at least functionally equivalent to the product it replaces. This warranty excludes normal depletion of consumable parts such as batteries unless failure has occurred due to a defect in materials or workmanship and, damage resulting from abuse, accident, modifications, unauthorized repairs or other causes that are not defects in materials and workmanship.

## FCC STATEMENT

This device complies with part 15 of the FCC Rules. Operation is subject to the following two conditions:

(1) this device may not cause harmful interference, and (2) this device must accept any interference received, including interference that may cause undesired operation.

Warning: Please note that changes or modifications not expressly approved by the party responsible for compliance could void the user's authority to operate the equipment.

Note: This equipment has been tested and found to comply with the limits for a Class B digital device, pursuant to part 15 of the FCC Rules. These limits are designed to provide reasonable protection against harmful interference in a residential installation. This equipment generates, uses, and can radiate radio frequency energy, and if not installed and used in accordance with the instructions, may cause harmful interference to radio communications. However, there is no guarantee that interference will not occur in a particular installation. If this equipment does cause harmful interference to radio or television reception, which can be determined by turning the equipment off and on, try to correct the interference by one or more of the following ways:

- \* Reorient or relocate the receiving antenna.
- \* Increase the separation between the equipment and receiver.
- \* Connect the equipment into an outlet on a circuit different from that to which the receiver is connected.
- \* Consult the dealer or an experienced radio/TV technician for help

FCC Radiation Exposure Statement:

This equipment complies with FCC radiation exposure limits set forth for an uncontrolled environment.

