

1. Effective (Isotropic) Radiated Power Output Data

1.1 B7_5MHz_EIRP

1.1.1 Test Result

Band: 7 / Bandwidth: 5MHz / NTNV										
Modulation	Frequency (MHz)	RB Allocation		Conducted Power (dBm)	Gain (dbi)	EIRP (dBm)		Verdict		
		Size	Offset			Result	Limit			
QPSK	2502.5	1	0	24.11	0.37	24.48	<=33.01	Pass		
			13	24.01	0.37	24.38	<=33.01	Pass		
			24	24.15	0.37	24.52	<=33.01	Pass		
		12	0	23.05	0.37	23.42	<=33.01	Pass		
			6	23.02	0.37	23.39	<=33.01	Pass		
			13	23.09	0.37	23.46	<=33.01	Pass		
		25	0	23.03	0.37	23.40	<=33.01	Pass		
		2535	1	0	24.37	0.37	24.74	<=33.01	Pass	
				13	24.01	0.37	24.38	<=33.01	Pass	
	24			24.17	0.37	24.54	<=33.01	Pass		
	12		0	23.15	0.37	23.52	<=33.01	Pass		
			6	23.06	0.37	23.43	<=33.01	Pass		
			13	23.06	0.37	23.43	<=33.01	Pass		
	25	0	23.10	0.37	23.47	<=33.01	Pass			
	2567.5	1	0	24.14	0.37	24.51	<=33.01	Pass		
			13	24.03	0.37	24.40	<=33.01	Pass		
			24	24.15	0.37	24.52	<=33.01	Pass		
		12	0	23.18	0.37	23.55	<=33.01	Pass		
			6	23.13	0.37	23.50	<=33.01	Pass		
			13	23.11	0.37	23.48	<=33.01	Pass		
		25	0	23.14	0.37	23.51	<=33.01	Pass		
		16QAM	2502.5	1	0	23.45	0.37	23.82	<=33.01	Pass
					13	23.29	0.37	23.66	<=33.01	Pass
	24				23.48	0.37	23.85	<=33.01	Pass	
12	0			22.05	0.37	22.42	<=33.01	Pass		
	6			21.97	0.37	22.34	<=33.01	Pass		
	13			22.06	0.37	22.43	<=33.01	Pass		
25	0			22.06	0.37	22.43	<=33.01	Pass		
2535	1			0	23.40	0.37	23.77	<=33.01	Pass	
				13	23.22	0.37	23.59	<=33.01	Pass	
			24	23.40	0.37	23.77	<=33.01	Pass		
	12		0	22.12	0.37	22.49	<=33.01	Pass		
			6	22.05	0.37	22.42	<=33.01	Pass		
			13	22.05	0.37	22.42	<=33.01	Pass		
25	0		22.10	0.37	22.47	<=33.01	Pass			
2567.5	1		0	23.47	0.37	23.84	<=33.01	Pass		
			13	23.28	0.37	23.65	<=33.01	Pass		
			24	23.40	0.37	23.77	<=33.01	Pass		
	12		0	22.19	0.37	22.56	<=33.01	Pass		
			6	22.10	0.37	22.47	<=33.01	Pass		
			13	22.13	0.37	22.50	<=33.01	Pass		
	25		0	22.19	0.37	22.56	<=33.01	Pass		

Note1: EIRP=Conducted Power+Antenna Gain

1.2 B7_10MHz_EIRP

1.2.1 Test Result

Band: 7 / Bandwidth: 10MHz / NTNV									
Modulation	Frequency (MHz)	RB Allocation		Conducted Power (dBm)	Gain (dbi)	EIRP (dBm)		Verdict	
		Size	Offset			Result	Limit		
QPSK	2505	1	0	24.05	0.37	24.42	<=33.01	Pass	
			25	23.97	0.37	24.34	<=33.01	Pass	
			49	24.09	0.37	24.46	<=33.01	Pass	
		25	0	23.02	0.37	23.39	<=33.01	Pass	
			13	23.06	0.37	23.43	<=33.01	Pass	
			25	23.11	0.37	23.48	<=33.01	Pass	
		50	0	23.10	0.37	23.47	<=33.01	Pass	
		2535	1	0	24.26	0.37	24.63	<=33.01	Pass
				25	24.14	0.37	24.51	<=33.01	Pass
	49			24.26	0.37	24.63	<=33.01	Pass	
	25		0	23.12	0.37	23.49	<=33.01	Pass	
			13	23.06	0.37	23.43	<=33.01	Pass	
			25	23.11	0.37	23.48	<=33.01	Pass	
	50		0	23.12	0.37	23.49	<=33.01	Pass	
	2565		1	0	24.22	0.37	24.59	<=33.01	Pass
				25	24.09	0.37	24.46	<=33.01	Pass
		49		24.25	0.37	24.62	<=33.01	Pass	
		25	0	23.20	0.37	23.57	<=33.01	Pass	
			13	23.12	0.37	23.49	<=33.01	Pass	
			25	23.11	0.37	23.48	<=33.01	Pass	
	50	0	23.19	0.37	23.56	<=33.01	Pass		
	16QAM	2505	1	0	23.32	0.37	23.69	<=33.01	Pass
				25	23.20	0.37	23.57	<=33.01	Pass
				49	23.37	0.37	23.74	<=33.01	Pass
25			0	22.03	0.37	22.40	<=33.01	Pass	
			13	22.07	0.37	22.44	<=33.01	Pass	
			25	22.13	0.37	22.50	<=33.01	Pass	
50			0	22.04	0.37	22.41	<=33.01	Pass	
2535			1	0	23.39	0.37	23.76	<=33.01	Pass
				25	23.22	0.37	23.59	<=33.01	Pass
		49		23.35	0.37	23.72	<=33.01	Pass	
		25	0	22.19	0.37	22.56	<=33.01	Pass	
			13	22.11	0.37	22.48	<=33.01	Pass	
			25	22.12	0.37	22.49	<=33.01	Pass	
		50	0	22.17	0.37	22.54	<=33.01	Pass	
		2565	1	0	23.41	0.37	23.78	<=33.01	Pass
				25	23.26	0.37	23.63	<=33.01	Pass
49				23.43	0.37	23.80	<=33.01	Pass	
25			0	22.26	0.37	22.63	<=33.01	Pass	
			13	22.17	0.37	22.54	<=33.01	Pass	
			25	22.20	0.37	22.57	<=33.01	Pass	
50		0	22.13	0.37	22.50	<=33.01	Pass		

Note1: EIRP=Conducted Power+Antenna Gain

1.3 B7_15MHz_EIRP

1.3.1 Test Result

Band: 7 / Bandwidth: 15MHz / NTNV

Modulation	Frequency (MHz)	RB Allocation		Conducted Power (dBm)	Gain (dbi)	EIRP (dBm)		Verdict		
		Size	Offset			Result	Limit			
QPSK	2507.5	1	0	23.89	0.37	24.26	<=33.01	Pass		
			38	23.93	0.37	24.30	<=33.01	Pass		
			74	23.94	0.37	24.31	<=33.01	Pass		
		36	0	22.92	0.37	23.29	<=33.01	Pass		
			18	22.98	0.37	23.35	<=33.01	Pass		
			39	23.02	0.37	23.39	<=33.01	Pass		
		75	0	22.98	0.37	23.35	<=33.01	Pass		
		2535	1	0	24.15	0.37	24.52	<=33.01	Pass	
				38	24.13	0.37	24.50	<=33.01	Pass	
	74			24.15	0.37	24.52	<=33.01	Pass		
	36		0	23.10	0.37	23.47	<=33.01	Pass		
			18	23.02	0.37	23.39	<=33.01	Pass		
			39	23.03	0.37	23.40	<=33.01	Pass		
	75		0	23.08	0.37	23.45	<=33.01	Pass		
	2562.5		1	0	24.02	0.37	24.39	<=33.01	Pass	
				38	24.01	0.37	24.38	<=33.01	Pass	
		74		24.00	0.37	24.37	<=33.01	Pass		
		36	0	23.12	0.37	23.49	<=33.01	Pass		
			18	23.09	0.37	23.46	<=33.01	Pass		
			39	23.08	0.37	23.45	<=33.01	Pass		
		75	0	23.10	0.37	23.47	<=33.01	Pass		
		16QAM	2507.5	1	0	23.45	0.37	23.82	<=33.01	Pass
					38	23.42	0.37	23.79	<=33.01	Pass
	74				23.42	0.37	23.79	<=33.01	Pass	
36	0			21.95	0.37	22.32	<=33.01	Pass		
	18			21.98	0.37	22.35	<=33.01	Pass		
	39			22.08	0.37	22.45	<=33.01	Pass		
75	0			21.99	0.37	22.36	<=33.01	Pass		
2535	1			0	23.28	0.37	23.65	<=33.01	Pass	
				38	23.18	0.37	23.55	<=33.01	Pass	
			74	23.23	0.37	23.60	<=33.01	Pass		
	36		0	22.13	0.37	22.50	<=33.01	Pass		
			18	22.02	0.37	22.39	<=33.01	Pass		
			39	22.08	0.37	22.45	<=33.01	Pass		
	75		0	22.10	0.37	22.47	<=33.01	Pass		
	2562.5		1	0	23.49	0.37	23.86	<=33.01	Pass	
				38	23.49	0.37	23.86	<=33.01	Pass	
74				23.41	0.37	23.78	<=33.01	Pass		
36			0	22.19	0.37	22.56	<=33.01	Pass		
			18	22.09	0.37	22.46	<=33.01	Pass		
			39	22.12	0.37	22.49	<=33.01	Pass		
75			0	22.11	0.37	22.48	<=33.01	Pass		

Note1: EIRP=Conducted Power+Antenna Gain

1.4 B7_20MHz_EIRP

1.4.1 Test Result

Band: 7 / Bandwidth: 20MHz / NTNv								
Modulation	Frequency (MHz)	RB Allocation		Conducted Power (dBm)	Gain (dbi)	EIRP (dBm)		Verdict
		Size	Offset			Result	Limit	
QPSK	2510	1	0	23.95	0.37	24.32	<=33.01	Pass
			50	23.90	0.37	24.27	<=33.01	Pass

	2535	50	99	24.03	0.37	24.40	<=33.01	Pass		
			0	22.93	0.37	23.30	<=33.01	Pass		
			25	23.03	0.37	23.40	<=33.01	Pass		
			50	23.04	0.37	23.41	<=33.01	Pass		
		100	0	22.99	0.37	23.36	<=33.01	Pass		
			0	24.00	0.37	24.37	<=33.01	Pass		
			50	23.99	0.37	24.36	<=33.01	Pass		
			99	24.08	0.37	24.45	<=33.01	Pass		
		50	0	23.18	0.37	23.55	<=33.01	Pass		
			25	23.12	0.37	23.49	<=33.01	Pass		
			50	23.16	0.37	23.53	<=33.01	Pass		
			100	0	23.15	0.37	23.52	<=33.01	Pass	
	2560	1	0	24.02	0.37	24.39	<=33.01	Pass		
			50	24.06	0.37	24.43	<=33.01	Pass		
			99	24.08	0.37	24.45	<=33.01	Pass		
			0	23.23	0.37	23.60	<=33.01	Pass		
		50	25	23.17	0.37	23.54	<=33.01	Pass		
			50	23.07	0.37	23.44	<=33.01	Pass		
			100	0	23.14	0.37	23.51	<=33.01	Pass	
			0	23.35	0.37	23.72	<=33.01	Pass		
		16QAM	2510	1	0	23.35	0.37	23.72	<=33.01	Pass
					50	23.24	0.37	23.61	<=33.01	Pass
					99	23.38	0.37	23.75	<=33.01	Pass
					0	21.90	0.37	22.27	<=33.01	Pass
50	25			22.03	0.37	22.40	<=33.01	Pass		
	50			22.05	0.37	22.42	<=33.01	Pass		
	100			0	22.00	0.37	22.37	<=33.01	Pass	
	0			23.44	0.37	23.81	<=33.01	Pass		
2535	1			0	23.44	0.37	23.81	<=33.01	Pass	
				50	23.47	0.37	23.84	<=33.01	Pass	
				99	23.56	0.37	23.93	<=33.01	Pass	
				0	22.17	0.37	22.54	<=33.01	Pass	
	50		25	22.11	0.37	22.48	<=33.01	Pass		
			50	22.12	0.37	22.49	<=33.01	Pass		
			100	0	22.16	0.37	22.53	<=33.01	Pass	
			0	23.45	0.37	23.82	<=33.01	Pass		
	2560		1	0	23.45	0.37	23.82	<=33.01	Pass	
				50	23.35	0.37	23.72	<=33.01	Pass	
				99	23.42	0.37	23.79	<=33.01	Pass	
				0	22.22	0.37	22.59	<=33.01	Pass	
50			25	22.14	0.37	22.51	<=33.01	Pass		
			50	22.05	0.37	22.42	<=33.01	Pass		
			100	0	22.17	0.37	22.54	<=33.01	Pass	
			0	22.17	0.37	22.54	<=33.01	Pass		

Note1: EIRP=Conducted Power+Antenna Gain

2. Frequency Stability

2.1 B7_5MHz

2.1.1 Test Result

Band: 7 / Bandwidth: 5MHz									
Modulation	Frequency (MHz)	RB Allocation		Temp. (°C)	Voltage (VDC)	Freq. Error (Hz)	Freq. vs. Rated (ppm)		Verdict
		Size	Offset				Result	Limit	
QPSK	2502.5	25	0	20	3.27	-1.559	-0.0006	-2.5 to 2.5	Pass
							0.0011	-2.5 to 2.5	Pass
							0.0005	-2.5 to 2.5	Pass

				-30	3.85	3.276	0.0013	-2.5 to 2.5	Pass			
				-20	3.85	4.950	0.0020	-2.5 to 2.5	Pass			
				-10	3.85	2.189	0.0009	-2.5 to 2.5	Pass			
				0	3.85	1.130	0.0005	-2.5 to 2.5	Pass			
				10	3.85	0.272	0.0001	-2.5 to 2.5	Pass			
				30	3.85	-2.589	-0.0010	-2.5 to 2.5	Pass			
				40	3.85	-0.744	-0.0003	-2.5 to 2.5	Pass			
				50	3.85	1.459	0.0006	-2.5 to 2.5	Pass			
				2535	25	0	20	3.27	6.495	0.0026	-2.5 to 2.5	Pass
								3.85	1.230	0.0005	-2.5 to 2.5	Pass
	4.43	-0.515	-0.0002					-2.5 to 2.5	Pass			
	-30	3.85	2.232				0.0009	-2.5 to 2.5	Pass			
	-20	3.85	2.933				0.0012	-2.5 to 2.5	Pass			
	-10	3.85	2.189				0.0009	-2.5 to 2.5	Pass			
	0	3.85	-1.888				-0.0007	-2.5 to 2.5	Pass			
	10	3.85	0.758				0.0003	-2.5 to 2.5	Pass			
	30	3.85	1.631				0.0006	-2.5 to 2.5	Pass			
	40	3.85	1.888				0.0007	-2.5 to 2.5	Pass			
	50	3.85	1.431	0.0006	-2.5 to 2.5	Pass						
	2567.5	25	0	20	3.27	5.765	0.0022	-2.5 to 2.5	Pass			
					3.85	0.386	0.0002	-2.5 to 2.5	Pass			
					4.43	1.016	0.0004	-2.5 to 2.5	Pass			
				-30	3.85	3.519	0.0014	-2.5 to 2.5	Pass			
				-20	3.85	4.277	0.0017	-2.5 to 2.5	Pass			
				-10	3.85	5.822	0.0023	-2.5 to 2.5	Pass			
				0	3.85	-2.904	-0.0011	-2.5 to 2.5	Pass			
				10	3.85	1.302	0.0005	-2.5 to 2.5	Pass			
				30	3.85	1.273	0.0005	-2.5 to 2.5	Pass			
				40	3.85	-3.648	-0.0014	-2.5 to 2.5	Pass			
	50	3.85	-0.100	0.0000	-2.5 to 2.5	Pass						
16QAM	2502.5	25	0	20	3.27	0.315	0.0001	-2.5 to 2.5	Pass			
					3.85	-2.418	-0.0010	-2.5 to 2.5	Pass			
					4.43	1.159	0.0005	-2.5 to 2.5	Pass			
				-30	3.85	5.293	0.0021	-2.5 to 2.5	Pass			
				-20	3.85	2.661	0.0011	-2.5 to 2.5	Pass			
				-10	3.85	4.506	0.0018	-2.5 to 2.5	Pass			
				0	3.85	-0.916	-0.0004	-2.5 to 2.5	Pass			
				10	3.85	4.892	0.0020	-2.5 to 2.5	Pass			
				30	3.85	-0.143	-0.0001	-2.5 to 2.5	Pass			
				40	3.85	1.373	0.0005	-2.5 to 2.5	Pass			
	50	3.85	-2.689	-0.0011	-2.5 to 2.5	Pass						
	2535	25	0	20	3.27	-4.420	-0.0017	-2.5 to 2.5	Pass			
					3.85	-4.520	-0.0018	-2.5 to 2.5	Pass			
					4.43	-4.377	-0.0017	-2.5 to 2.5	Pass			
				-30	3.85	3.190	0.0013	-2.5 to 2.5	Pass			
				-20	3.85	-0.544	-0.0002	-2.5 to 2.5	Pass			
				-10	3.85	-4.449	-0.0018	-2.5 to 2.5	Pass			
				0	3.85	0.815	0.0003	-2.5 to 2.5	Pass			
				10	3.85	3.791	0.0015	-2.5 to 2.5	Pass			
				30	3.85	3.047	0.0012	-2.5 to 2.5	Pass			
				40	3.85	-1.159	-0.0005	-2.5 to 2.5	Pass			
	50	3.85	3.490	0.0014	-2.5 to 2.5	Pass						
	2567.5	25	0	20	3.27	-3.920	-0.0015	-2.5 to 2.5	Pass			
					3.85	-3.633	-0.0014	-2.5 to 2.5	Pass			
					4.43	0.486	0.0002	-2.5 to 2.5	Pass			
				-30	3.85	2.403	0.0009	-2.5 to 2.5	Pass			
				-20	3.85	3.476	0.0014	-2.5 to 2.5	Pass			

				-10	3.85	3.862	0.0015	-2.5 to 2.5	Pass
				0	3.85	4.406	0.0017	-2.5 to 2.5	Pass
				10	3.85	3.834	0.0015	-2.5 to 2.5	Pass
				30	3.85	-1.287	-0.0005	-2.5 to 2.5	Pass
				40	3.85	4.320	0.0017	-2.5 to 2.5	Pass
				50	3.85	4.148	0.0016	-2.5 to 2.5	Pass

2.2 B7_10MHz

2.2.1 Test Result

Band: 7 / Bandwidth: 10MHz										
Modulation	Frequency (MHz)	RB Allocation		Temp. (°C)	Voltage (VDC)	Freq. Error (Hz)	Freq. vs. Rated (ppm)		Verdict	
		Size	Offset				Result	Limit		
QPSK	2505	50	0	20	3.27	-2.060	-0.0008	-2.5 to 2.5	Pass	
					3.85	2.747	0.0011	-2.5 to 2.5	Pass	
					4.43	5.608	0.0022	-2.5 to 2.5	Pass	
				-30	3.85	5.493	0.0022	-2.5 to 2.5	Pass	
					-20	3.85	1.845	0.0007	-2.5 to 2.5	Pass
						-10	3.85	3.405	0.0014	-2.5 to 2.5
				0	3.85	2.275	0.0009	-2.5 to 2.5	Pass	
					10	3.85	3.276	0.0013	-2.5 to 2.5	Pass
					30	3.85	2.103	0.0008	-2.5 to 2.5	Pass
	40	3.85	1.874		0.0007	-2.5 to 2.5	Pass			
	50	3.85	6.738		0.0027	-2.5 to 2.5	Pass			
	2535	50	0	20	3.27	-1.416	-0.0006	-2.5 to 2.5	Pass	
					3.85	0.572	0.0002	-2.5 to 2.5	Pass	
					4.43	-2.260	-0.0009	-2.5 to 2.5	Pass	
				-30	3.85	-1.903	-0.0008	-2.5 to 2.5	Pass	
					-20	3.85	2.389	0.0009	-2.5 to 2.5	Pass
						-10	3.85	1.159	0.0005	-2.5 to 2.5
				0	3.85	-1.116	-0.0004	-2.5 to 2.5	Pass	
					10	3.85	0.029	0.0000	-2.5 to 2.5	Pass
					30	3.85	-1.044	-0.0004	-2.5 to 2.5	Pass
	40	3.85	0.157		0.0001	-2.5 to 2.5	Pass			
	50	3.85	1.073		0.0004	-2.5 to 2.5	Pass			
	2565	50	0	20	3.27	-1.116	-0.0004	-2.5 to 2.5	Pass	
					3.85	-5.565	-0.0022	-2.5 to 2.5	Pass	
					4.43	-2.561	-0.0010	-2.5 to 2.5	Pass	
				-30	3.85	-2.375	-0.0009	-2.5 to 2.5	Pass	
					-20	3.85	-3.004	-0.0012	-2.5 to 2.5	Pass
-10						3.85	-0.701	-0.0003	-2.5 to 2.5	Pass
0				3.85	-0.873	-0.0003	-2.5 to 2.5	Pass		
				10	3.85	-1.674	-0.0007	-2.5 to 2.5	Pass	
				30	3.85	0.215	0.0001	-2.5 to 2.5	Pass	
	40	3.85	-1.044	-0.0004	-2.5 to 2.5	Pass				
	50	3.85	-2.003	-0.0008	-2.5 to 2.5	Pass				
16QAM	2505	50	0	20	3.27	6.266	0.0025	-2.5 to 2.5	Pass	
					3.85	4.807	0.0019	-2.5 to 2.5	Pass	
					4.43	3.977	0.0016	-2.5 to 2.5	Pass	
				-30	3.85	2.131	0.0009	-2.5 to 2.5	Pass	
					-20	3.85	2.332	0.0009	-2.5 to 2.5	Pass
				-10		3.85	4.706	0.0019	-2.5 to 2.5	Pass
				0	3.85	2.203	0.0009	-2.5 to 2.5	Pass	
10	3.85	3.519	0.0014	-2.5 to 2.5	Pass					

	2535	50	0	30	3.85	3.562	0.0014	-2.5 to 2.5	Pass
				40	3.85	3.304	0.0013	-2.5 to 2.5	Pass
				50	3.85	4.334	0.0017	-2.5 to 2.5	Pass
				20	3.27	-0.043	0.0000	-2.5 to 2.5	Pass
					3.85	0.186	0.0001	-2.5 to 2.5	Pass
					4.43	-0.215	-0.0001	-2.5 to 2.5	Pass
				-30	3.85	-0.272	-0.0001	-2.5 to 2.5	Pass
				-20	3.85	0.558	0.0002	-2.5 to 2.5	Pass
				-10	3.85	5.364	0.0021	-2.5 to 2.5	Pass
				0	3.85	2.704	0.0011	-2.5 to 2.5	Pass
	10	3.85	-0.229	-0.0001	-2.5 to 2.5	Pass			
	30	3.85	1.373	0.0005	-2.5 to 2.5	Pass			
	40	3.85	-3.505	-0.0014	-2.5 to 2.5	Pass			
	50	3.85	-4.578	-0.0018	-2.5 to 2.5	Pass			
	2565	50	0	20	3.27	3.104	0.0012	-2.5 to 2.5	Pass
					3.85	-1.888	-0.0007	-2.5 to 2.5	Pass
					4.43	1.273	0.0005	-2.5 to 2.5	Pass
				-30	3.85	-0.901	-0.0004	-2.5 to 2.5	Pass
				-20	3.85	3.920	0.0015	-2.5 to 2.5	Pass
				-10	3.85	0.715	0.0003	-2.5 to 2.5	Pass
0				3.85	3.877	0.0015	-2.5 to 2.5	Pass	
10				3.85	3.419	0.0013	-2.5 to 2.5	Pass	
30				3.85	2.904	0.0011	-2.5 to 2.5	Pass	
40				3.85	0.157	0.0001	-2.5 to 2.5	Pass	
50	3.85	2.975	0.0012	-2.5 to 2.5	Pass				

2.3 B7_15MHz

2.3.1 Test Result

Band: 7 / Bandwidth: 15MHz									
Modulation	Frequency (MHz)	RB Allocation		Temp. (°C)	Voltage (VDC)	Freq. Error (Hz)	Freq. vs. Rated (ppm)		Verdict
		Size	Offset				Result	Limit	
QPSK	2507.5	75	0	20	3.27	6.838	0.0027	-2.5 to 2.5	Pass
					3.85	4.392	0.0018	-2.5 to 2.5	Pass
					4.43	5.550	0.0022	-2.5 to 2.5	Pass
				-30	3.85	7.210	0.0029	-2.5 to 2.5	Pass
				-20	3.85	2.260	0.0009	-2.5 to 2.5	Pass
				-10	3.85	5.178	0.0021	-2.5 to 2.5	Pass
				0	3.85	6.466	0.0026	-2.5 to 2.5	Pass
				10	3.85	5.679	0.0023	-2.5 to 2.5	Pass
				30	3.85	5.708	0.0023	-2.5 to 2.5	Pass
				40	3.85	8.497	0.0034	-2.5 to 2.5	Pass
	50	3.85	7.110	0.0028	-2.5 to 2.5	Pass			
	2535	75	0	20	3.27	-0.501	-0.0002	-2.5 to 2.5	Pass
					3.85	-1.531	-0.0006	-2.5 to 2.5	Pass
					4.43	-2.446	-0.0010	-2.5 to 2.5	Pass
				-30	3.85	-4.377	-0.0017	-2.5 to 2.5	Pass
				-20	3.85	-0.944	-0.0004	-2.5 to 2.5	Pass
				-10	3.85	-1.273	-0.0005	-2.5 to 2.5	Pass
				0	3.85	-2.403	-0.0009	-2.5 to 2.5	Pass
				10	3.85	-1.760	-0.0007	-2.5 to 2.5	Pass
				30	3.85	-0.272	-0.0001	-2.5 to 2.5	Pass
40				3.85	-3.362	-0.0013	-2.5 to 2.5	Pass	
50	3.85	-4.249	-0.0017	-2.5 to 2.5	Pass				

	2562.5	75	0	20	3.27	0.644	0.0003	-2.5 to 2.5	Pass
					3.85	3.176	0.0012	-2.5 to 2.5	Pass
					4.43	4.549	0.0018	-2.5 to 2.5	Pass
				-30	3.85	4.091	0.0016	-2.5 to 2.5	Pass
					-20	3.85	3.233	0.0013	-2.5 to 2.5
				-10	3.85	2.575	0.0010	-2.5 to 2.5	Pass
					0	3.85	1.931	0.0008	-2.5 to 2.5
				10	3.85	3.905	0.0015	-2.5 to 2.5	Pass
					30	3.85	2.403	0.0009	-2.5 to 2.5
				40	3.85	2.131	0.0008	-2.5 to 2.5	Pass
50	3.85	3.920	0.0015		-2.5 to 2.5	Pass			
16QAM	2507.5	75	0	20	3.27	5.107	0.0020	-2.5 to 2.5	Pass
					3.85	7.024	0.0028	-2.5 to 2.5	Pass
					4.43	7.911	0.0032	-2.5 to 2.5	Pass
				-30	3.85	7.596	0.0030	-2.5 to 2.5	Pass
					-20	3.85	6.008	0.0024	-2.5 to 2.5
				-10	3.85	8.254	0.0033	-2.5 to 2.5	Pass
					0	3.85	7.582	0.0030	-2.5 to 2.5
				10	3.85	7.052	0.0028	-2.5 to 2.5	Pass
					30	3.85	8.168	0.0033	-2.5 to 2.5
				40	3.85	6.552	0.0026	-2.5 to 2.5	Pass
	50	3.85	5.407		0.0022	-2.5 to 2.5	Pass		
	2535	75	0	20	3.27	-2.360	-0.0009	-2.5 to 2.5	Pass
					3.85	-1.702	-0.0007	-2.5 to 2.5	Pass
					4.43	-2.460	-0.0010	-2.5 to 2.5	Pass
				-30	3.85	0.429	0.0002	-2.5 to 2.5	Pass
					-20	3.85	-1.903	-0.0008	-2.5 to 2.5
				-10	3.85	0.372	0.0001	-2.5 to 2.5	Pass
					0	3.85	-0.372	-0.0001	-2.5 to 2.5
				10	3.85	-1.931	-0.0008	-2.5 to 2.5	Pass
					30	3.85	-1.888	-0.0007	-2.5 to 2.5
				40	3.85	-0.658	-0.0003	-2.5 to 2.5	Pass
	50	3.85	-2.260		-0.0009	-2.5 to 2.5	Pass		
	2562.5	75	0	20	3.27	2.818	0.0011	-2.5 to 2.5	Pass
					3.85	1.502	0.0006	-2.5 to 2.5	Pass
					4.43	0.644	0.0003	-2.5 to 2.5	Pass
				-30	3.85	3.233	0.0013	-2.5 to 2.5	Pass
					-20	3.85	0.172	0.0001	-2.5 to 2.5
				-10	3.85	0.100	0.0000	-2.5 to 2.5	Pass
0					3.85	0.629	0.0002	-2.5 to 2.5	Pass
10				3.85	4.778	0.0019	-2.5 to 2.5	Pass	
				30	3.85	3.476	0.0014	-2.5 to 2.5	Pass
40				3.85	3.176	0.0012	-2.5 to 2.5	Pass	
	50	3.85	3.061	0.0012	-2.5 to 2.5	Pass			

2.4 B7_20MHz

2.4.1 Test Result

Band: 7 / Bandwidth: 20MHz											
Modulation	Frequency (MHz)	RB Allocation		Temp. (°C)	Voltage (VDC)	Freq. Error (Hz)	Freq. vs. Rated (ppm)		Verdict		
		Size	Offset				Result	Limit			
QPSK	2510	100	0	20			3.27	4.420	0.0018	-2.5 to 2.5	Pass
							3.85	-0.415	-0.0002	-2.5 to 2.5	Pass
							4.43	0.830	0.0003	-2.5 to 2.5	Pass

				-30	3.85	1.731	0.0007	-2.5 to 2.5	Pass			
				-20	3.85	3.819	0.0015	-2.5 to 2.5	Pass			
				-10	3.85	0.029	0.0000	-2.5 to 2.5	Pass			
				0	3.85	-0.057	0.0000	-2.5 to 2.5	Pass			
				10	3.85	1.059	0.0004	-2.5 to 2.5	Pass			
				30	3.85	1.717	0.0007	-2.5 to 2.5	Pass			
				40	3.85	1.688	0.0007	-2.5 to 2.5	Pass			
				50	3.85	0.572	0.0002	-2.5 to 2.5	Pass			
				2535	100	0	20	3.27	0.858	0.0003	-2.5 to 2.5	Pass
								3.85	1.245	0.0005	-2.5 to 2.5	Pass
	4.43	-0.715	-0.0003					-2.5 to 2.5	Pass			
	-30	3.85	4.334				0.0017	-2.5 to 2.5	Pass			
	-20	3.85	-0.744				-0.0003	-2.5 to 2.5	Pass			
	-10	3.85	0.801				0.0003	-2.5 to 2.5	Pass			
	0	3.85	-0.715				-0.0003	-2.5 to 2.5	Pass			
	10	3.85	1.860				0.0007	-2.5 to 2.5	Pass			
	30	3.85	-0.186				-0.0001	-2.5 to 2.5	Pass			
	40	3.85	0.257				0.0001	-2.5 to 2.5	Pass			
	50	3.85	0.072	0.0000	-2.5 to 2.5	Pass						
	2560	100	0	20	3.27	2.890	0.0011	-2.5 to 2.5	Pass			
					3.85	2.332	0.0009	-2.5 to 2.5	Pass			
					4.43	2.460	0.0010	-2.5 to 2.5	Pass			
				-30	3.85	-0.529	-0.0002	-2.5 to 2.5	Pass			
				-20	3.85	1.688	0.0007	-2.5 to 2.5	Pass			
				-10	3.85	1.588	0.0006	-2.5 to 2.5	Pass			
				0	3.85	3.691	0.0014	-2.5 to 2.5	Pass			
				10	3.85	7.010	0.0027	-2.5 to 2.5	Pass			
				30	3.85	5.879	0.0023	-2.5 to 2.5	Pass			
				40	3.85	3.705	0.0014	-2.5 to 2.5	Pass			
	50	3.85	6.623	0.0026	-2.5 to 2.5	Pass						
16QAM	2510	100	0	20	3.27	0.730	0.0003	-2.5 to 2.5	Pass			
					3.85	4.120	0.0016	-2.5 to 2.5	Pass			
					4.43	2.403	0.0010	-2.5 to 2.5	Pass			
				-30	3.85	-1.945	-0.0008	-2.5 to 2.5	Pass			
				-20	3.85	4.063	0.0016	-2.5 to 2.5	Pass			
				-10	3.85	0.830	0.0003	-2.5 to 2.5	Pass			
				0	3.85	2.575	0.0010	-2.5 to 2.5	Pass			
				10	3.85	-2.561	-0.0010	-2.5 to 2.5	Pass			
				30	3.85	3.791	0.0015	-2.5 to 2.5	Pass			
				40	3.85	-1.545	-0.0006	-2.5 to 2.5	Pass			
	50	3.85	-1.802	-0.0007	-2.5 to 2.5	Pass						
	2535	100	0	20	3.27	-0.615	-0.0002	-2.5 to 2.5	Pass			
					3.85	3.905	0.0015	-2.5 to 2.5	Pass			
					4.43	2.289	0.0009	-2.5 to 2.5	Pass			
				-30	3.85	3.519	0.0014	-2.5 to 2.5	Pass			
				-20	3.85	6.194	0.0024	-2.5 to 2.5	Pass			
				-10	3.85	1.259	0.0005	-2.5 to 2.5	Pass			
				0	3.85	1.030	0.0004	-2.5 to 2.5	Pass			
				10	3.85	-2.003	-0.0008	-2.5 to 2.5	Pass			
				30	3.85	3.204	0.0013	-2.5 to 2.5	Pass			
				40	3.85	2.146	0.0008	-2.5 to 2.5	Pass			
	50	3.85	2.632	0.0010	-2.5 to 2.5	Pass						
	2560	100	0	20	3.27	-0.801	-0.0003	-2.5 to 2.5	Pass			
					3.85	1.330	0.0005	-2.5 to 2.5	Pass			
					4.43	1.473	0.0006	-2.5 to 2.5	Pass			
				-30	3.85	5.865	0.0023	-2.5 to 2.5	Pass			
				-20	3.85	3.147	0.0012	-2.5 to 2.5	Pass			

				-10	3.85	3.290	0.0013	-2.5 to 2.5	Pass
				0	3.85	5.221	0.0020	-2.5 to 2.5	Pass
				10	3.85	3.190	0.0012	-2.5 to 2.5	Pass
				30	3.85	5.808	0.0023	-2.5 to 2.5	Pass
				40	3.85	6.094	0.0024	-2.5 to 2.5	Pass
				50	3.85	-0.787	-0.0003	-2.5 to 2.5	Pass

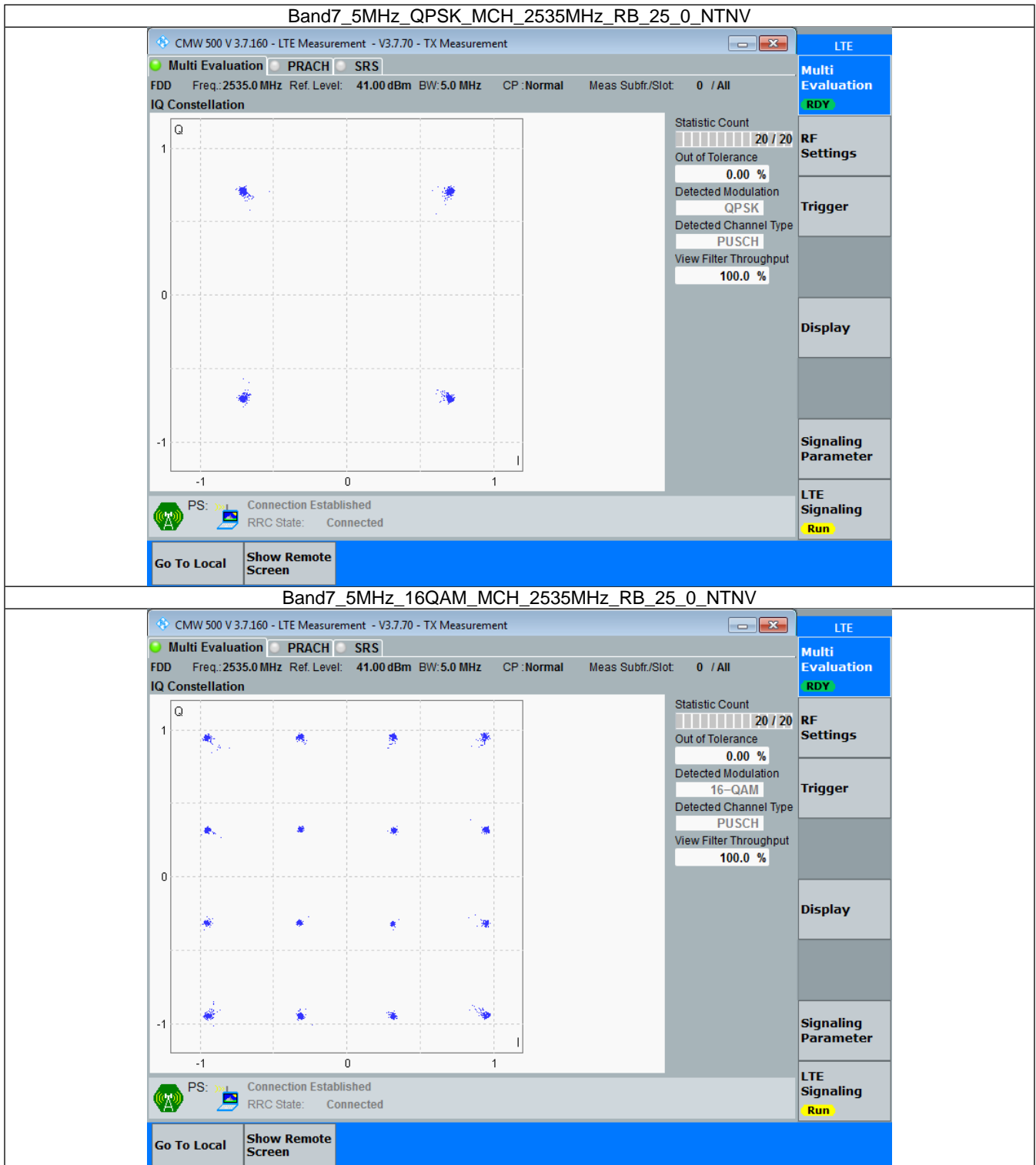
3. Modulation Characteristics

3.1 B7_5MHz

3.1.1 Test Result

Band: 7 / Bandwidth: 5MHz / NTN						
Modulation	Frequency (MHz)	RB Allocation		Modulation Characteristics		Verdict
		Size	Offset	Result	Limit	
QPSK	2535	25	0	Refer To Test Graph		Pass
16QAM	2535	25	0	Refer To Test Graph		Pass

3.1.2 Test Graph

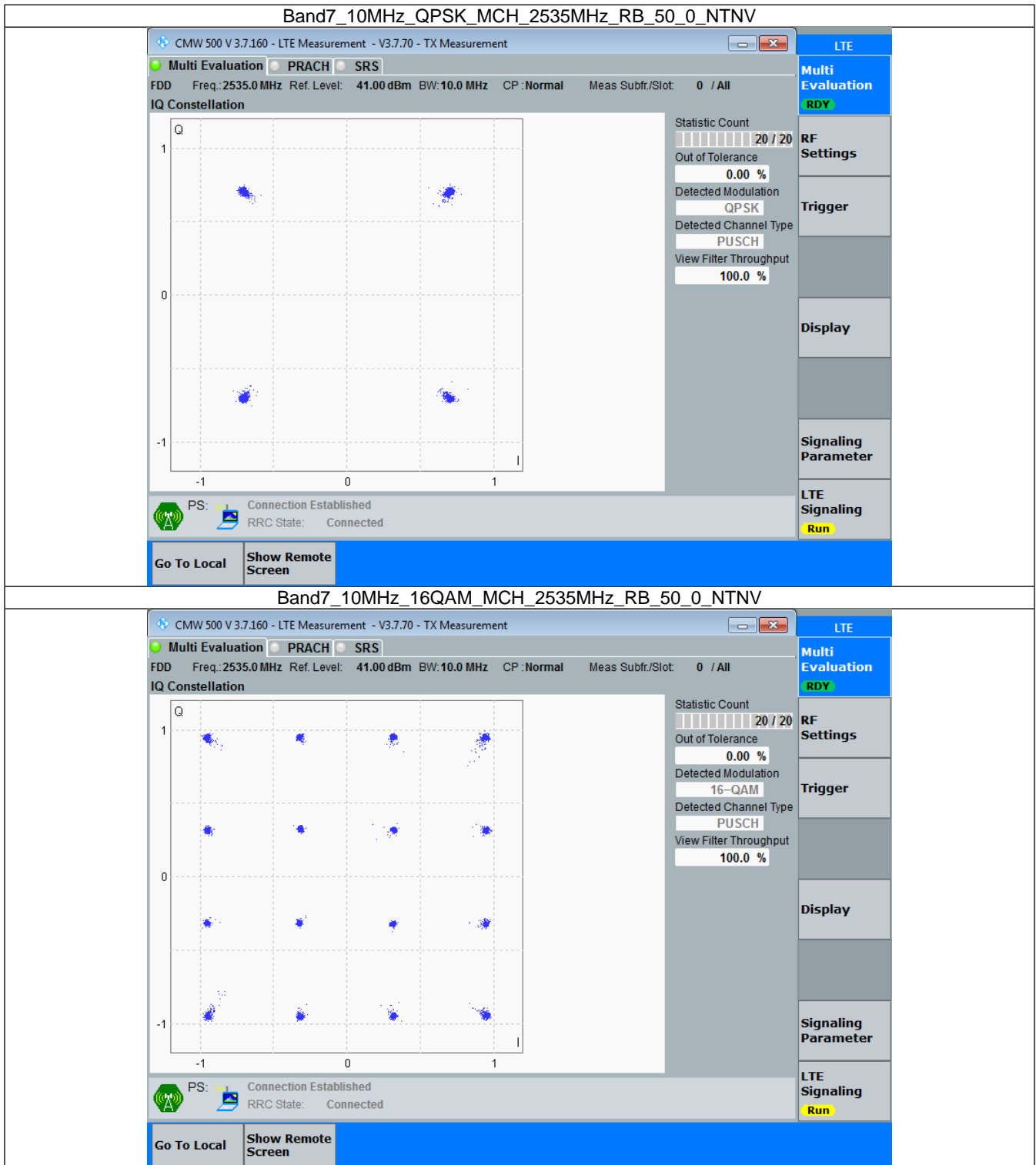


3.2 B7_10MHz

3.2.1 Test Result

Band: 7 / Bandwidth: 10MHz / NTV						
Modulation	Frequency (MHz)	RB Allocation		Modulation Characteristics		Verdict
		Size	Offset	Result	Limit	
QPSK	2535	50	0	Refer To Test Graph		Pass
16QAM	2535	50	0	Refer To Test Graph		Pass

3.2.2 Test Graph

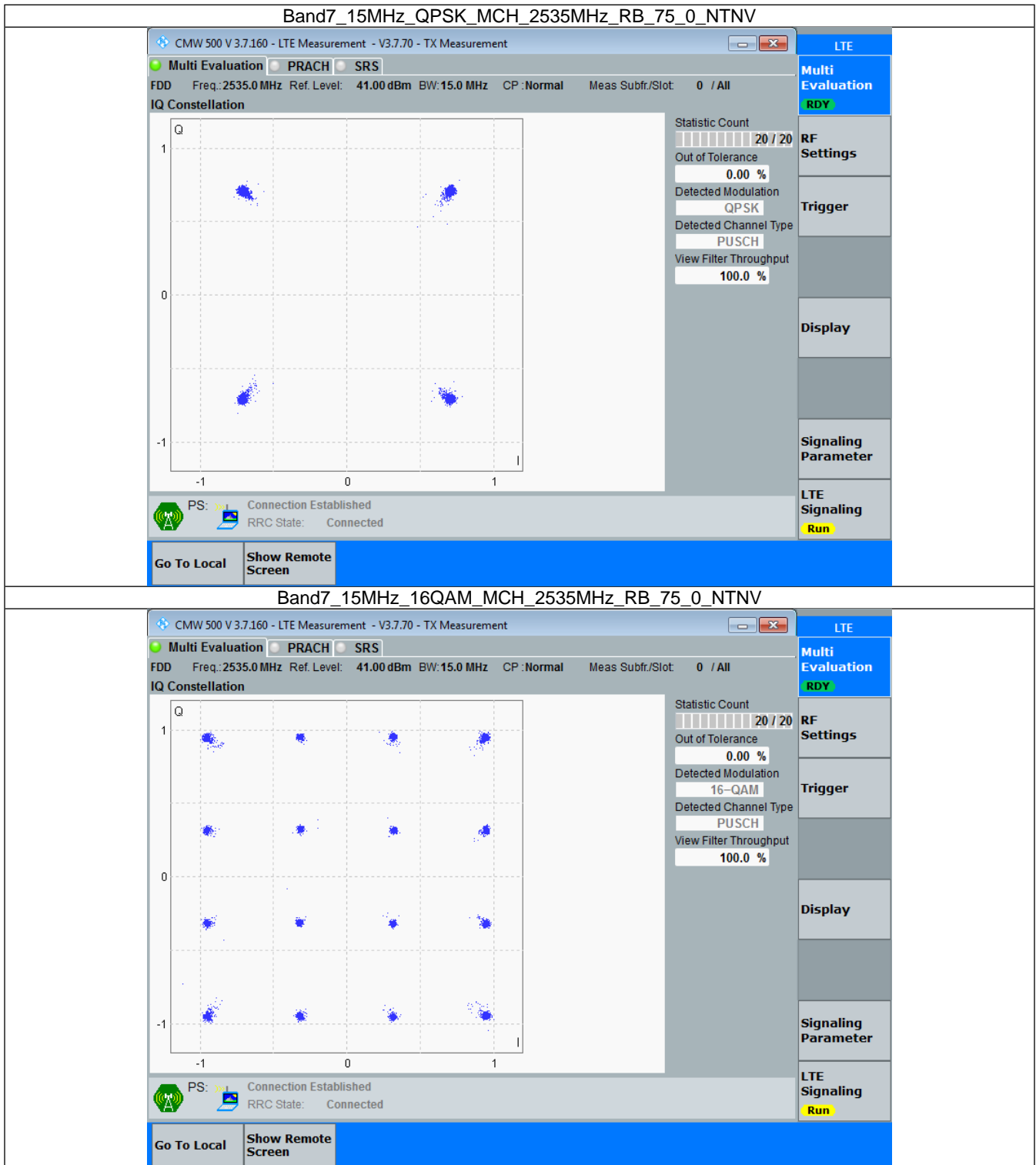


3.3 B7_15MHz

3.3.1 Test Result

Band: 7 / Bandwidth: 15MHz / NTV						
Modulation	Frequency (MHz)	RB Allocation		Modulation Characteristics		Verdict
		Size	Offset	Result	Limit	
QPSK	2535	75	0	Refer To Test Graph		Pass
16QAM	2535	75	0	Refer To Test Graph		Pass

3.3.2 Test Graph

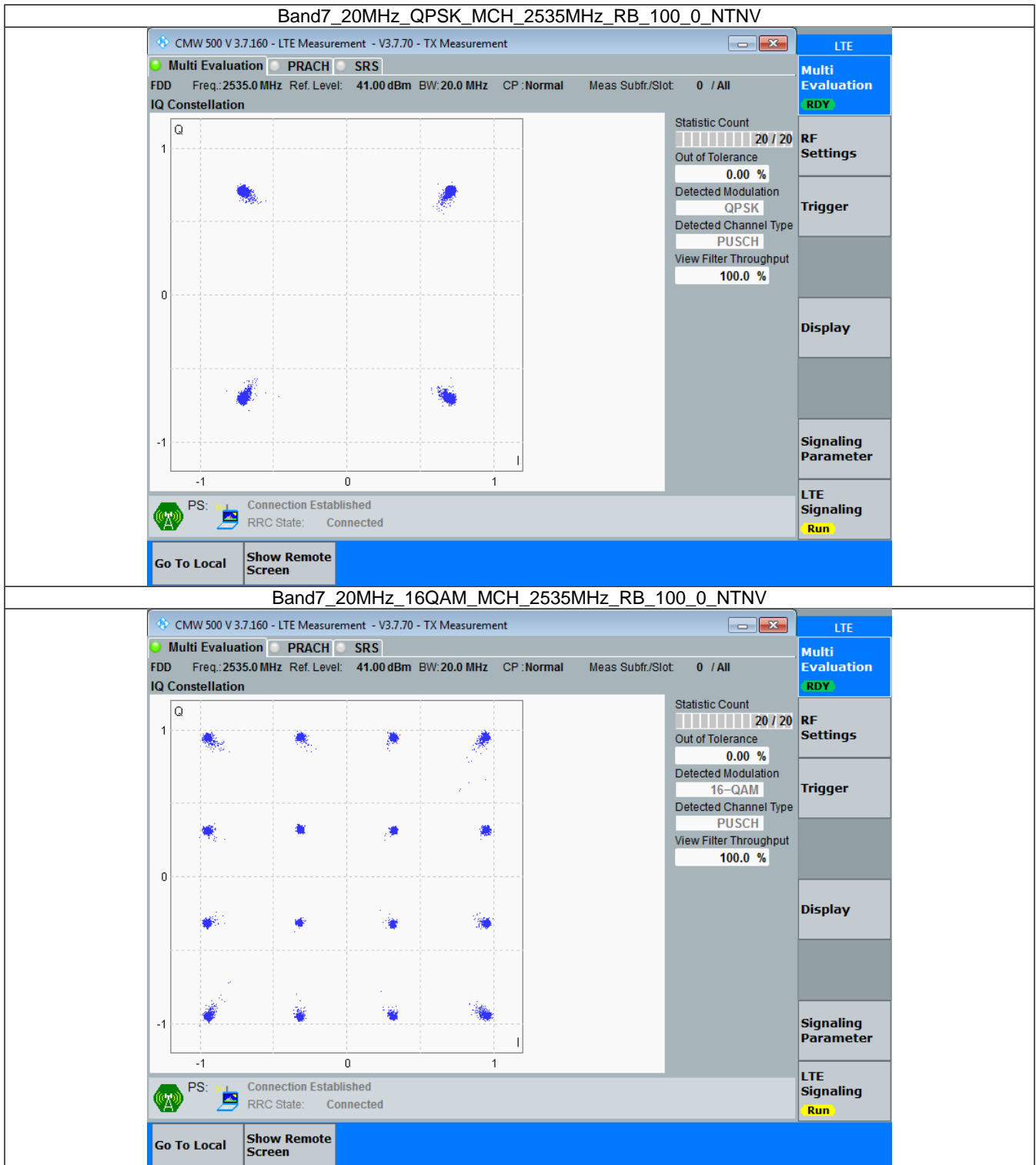


3.4 B7_20MHz

3.4.1 Test Result

Band: 7 / Bandwidth: 20MHz / NTV						
Modulation	Frequency (MHz)	RB Allocation		Modulation Characteristics		Verdict
		Size	Offset	Result	Limit	
QPSK	2535	100	0	Refer To Test Graph		Pass
16QAM	2535	100	0	Refer To Test Graph		Pass

3.4.2 Test Graph



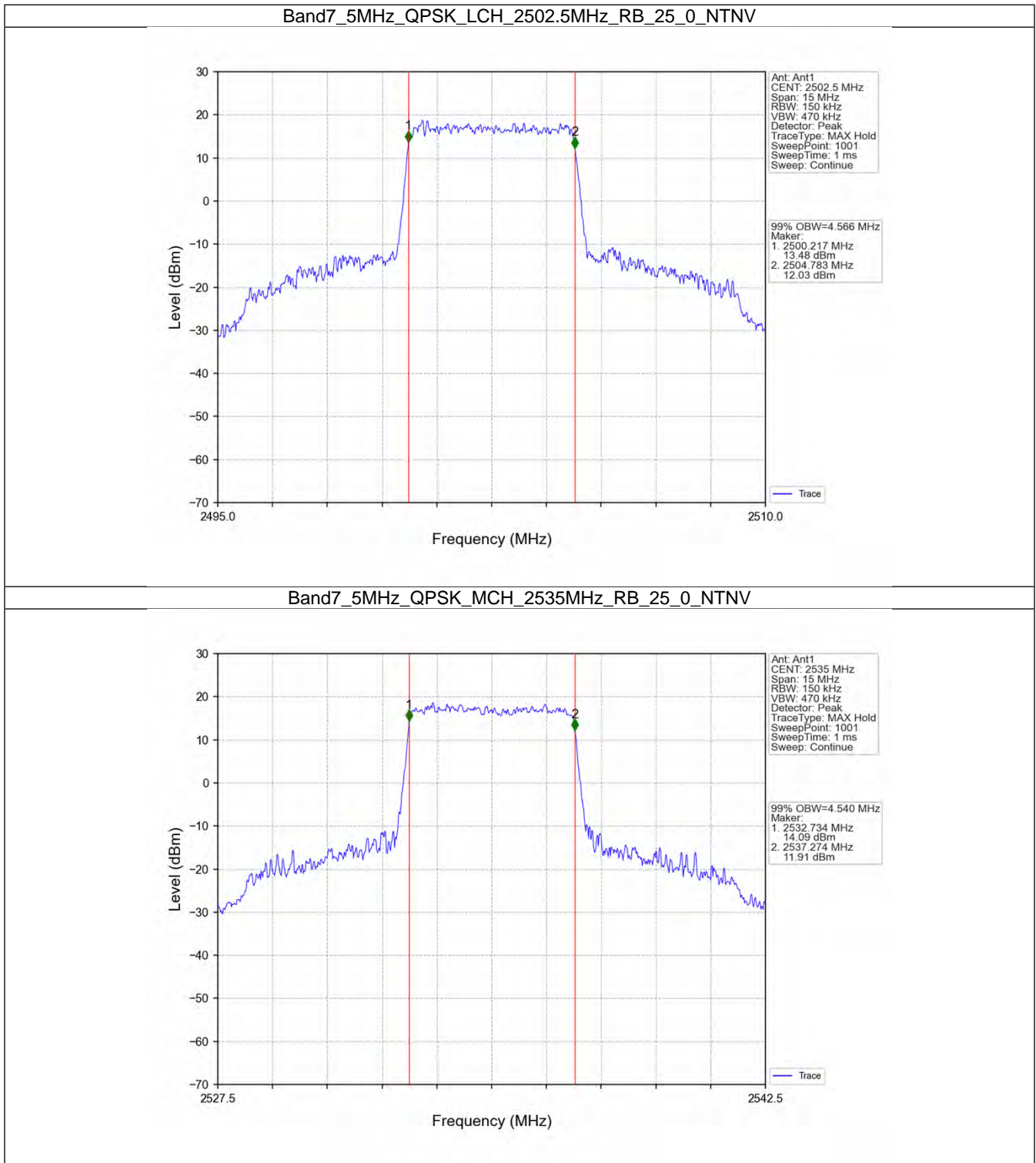
4. 99% & 26dB Bandwidth

4.1 Band7_OBW

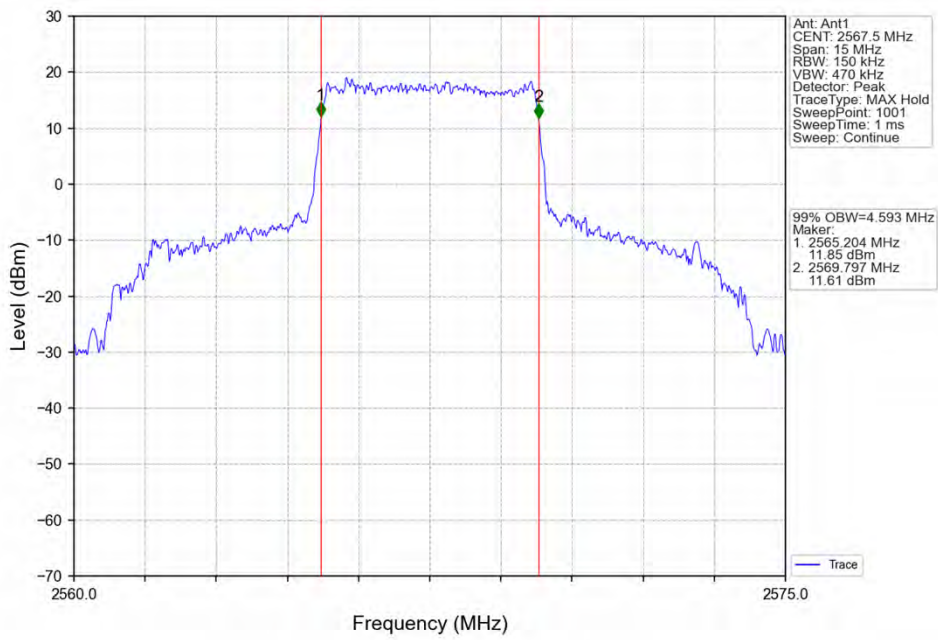
4.1.1 Test Result

Band: 7 / NTN						
Bandwidth (MHz)	Modulation	Frequency (MHz)	RB Allocation		99% Occupied Bandwidth (MHz)	Verdict
			Size	Offset	Result	
5	QPSK	2502.5	25	0	4.566	Pass
		2535	25	0	4.540	Pass
		2567.5	25	0	4.593	Pass
	16QAM	2502.5	25	0	4.541	Pass
		2535	25	0	4.575	Pass
		2567.5	25	0	4.589	Pass
10	QPSK	2505	50	0	9.083	Pass
		2535	50	0	9.043	Pass
		2565	50	0	9.118	Pass
	16QAM	2505	50	0	9.063	Pass
		2535	50	0	9.076	Pass
		2565	50	0	9.115	Pass
15	QPSK	2507.5	75	0	13.618	Pass
		2535	75	0	13.614	Pass
		2562.5	75	0	13.688	Pass
	16QAM	2507.5	75	0	13.603	Pass
		2535	75	0	13.623	Pass
		2562.5	75	0	13.703	Pass
20	QPSK	2510	100	0	18.104	Pass
		2535	100	0	18.118	Pass
		2560	100	0	18.182	Pass
	16QAM	2510	100	0	18.116	Pass
		2535	100	0	18.167	Pass
		2560	100	0	18.222	Pass

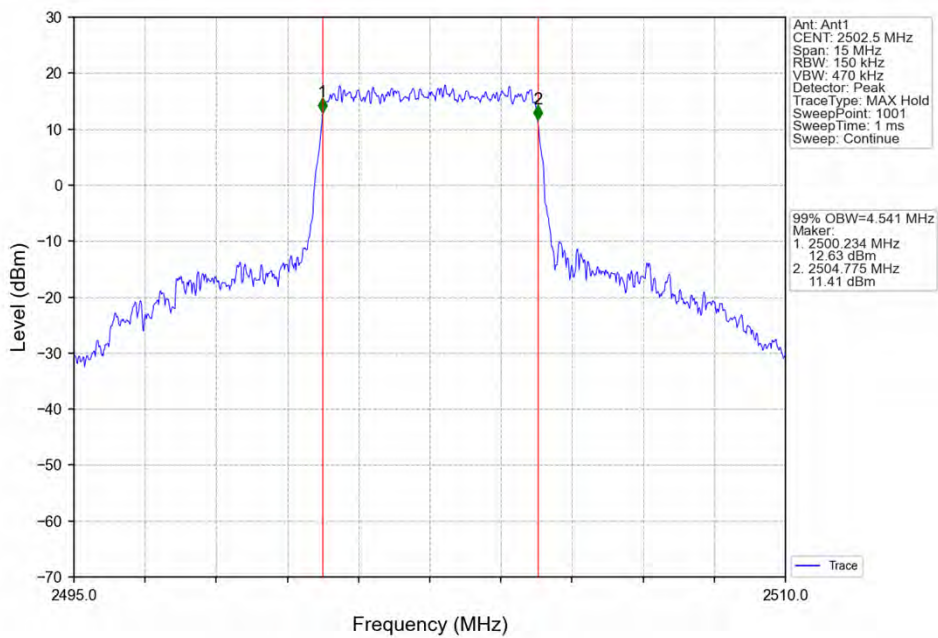
4.1.2 Test Graph



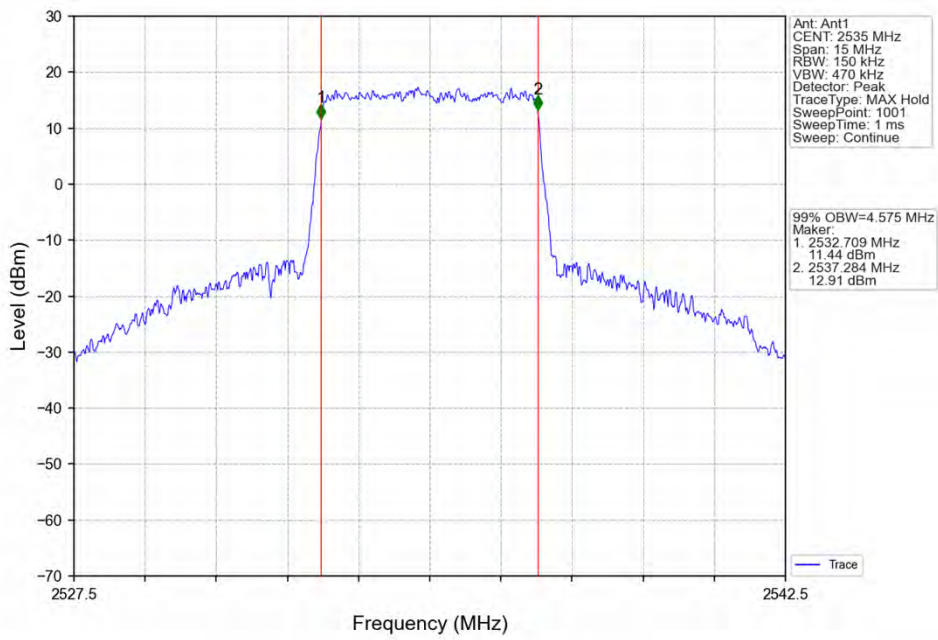
Band7_5MHz_QPSK_HCH_2567.5MHz_RB_25_0_NTNV



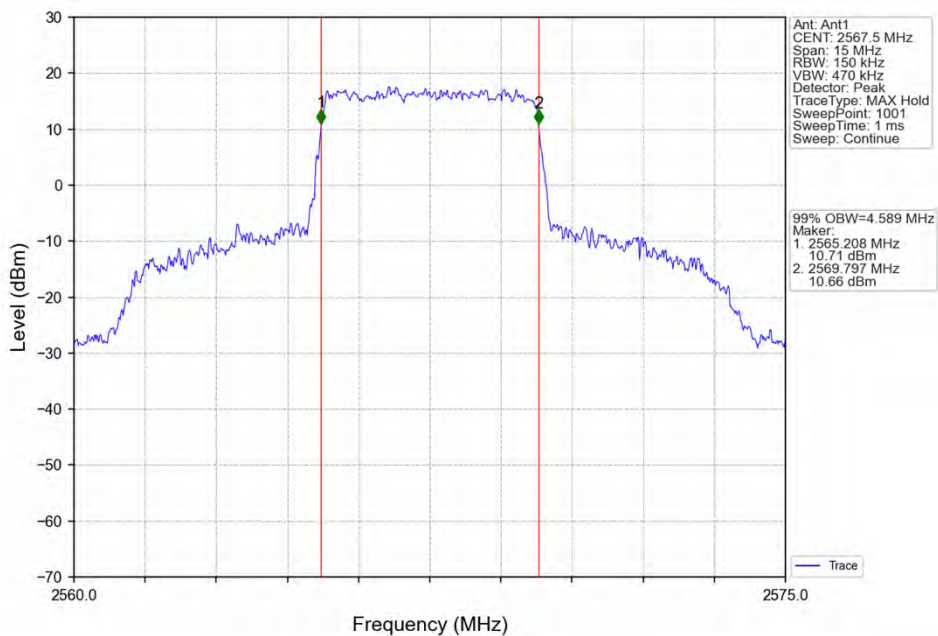
Band7_5MHz_16QAM_LCH_2502.5MHz_RB_25_0_NTNV



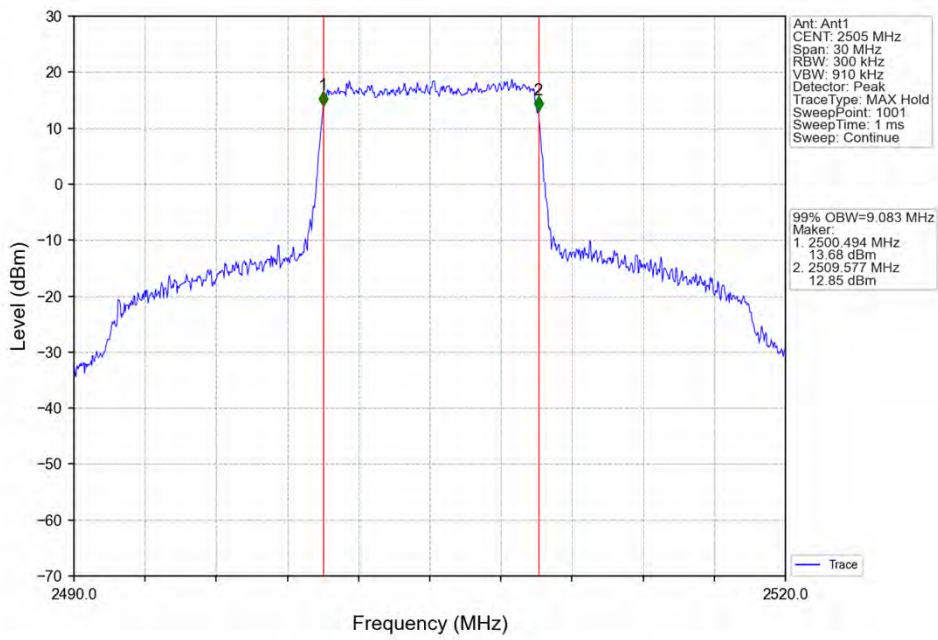
Band7_5MHz_16QAM_MCH_2535MHz_RB_25_0_NTNV



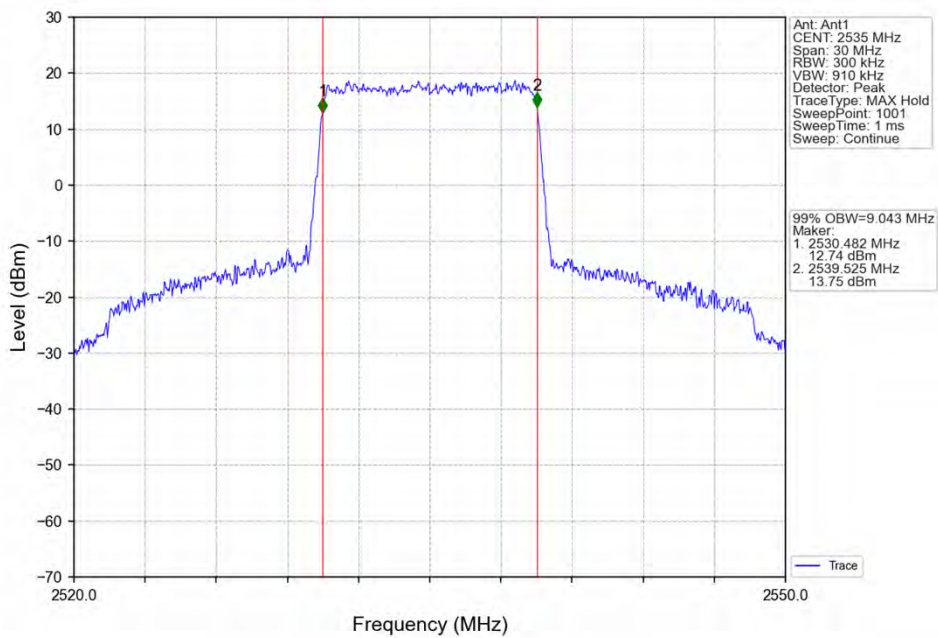
Band7_5MHz_16QAM_HCH_2567.5MHz_RB_25_0_NTNV



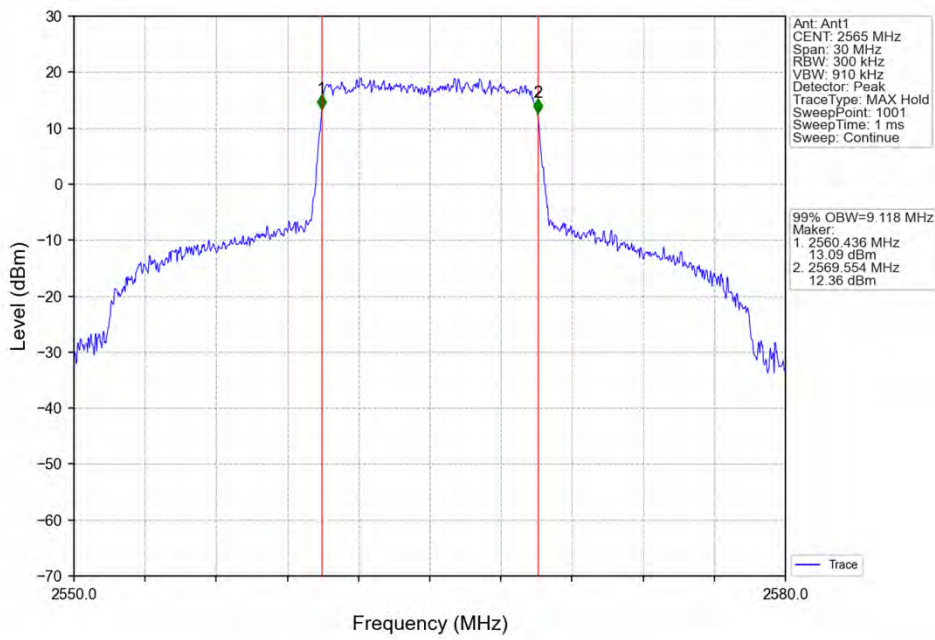
Band7_10MHz_QPSK_LCH_2505MHz_RB_50_0_NTNV



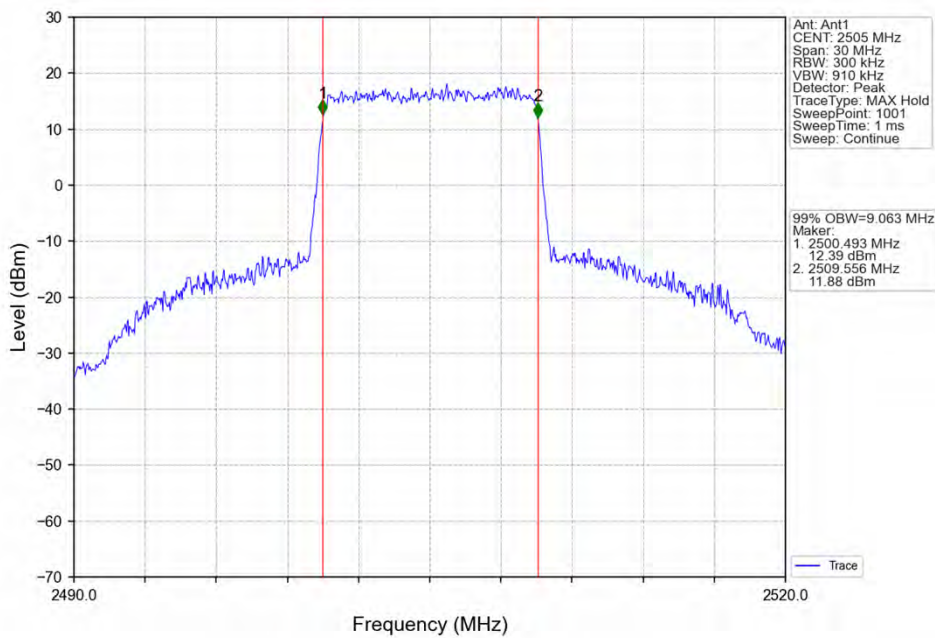
Band7_10MHz_QPSK_MCH_2535MHz_RB_50_0_NTNV



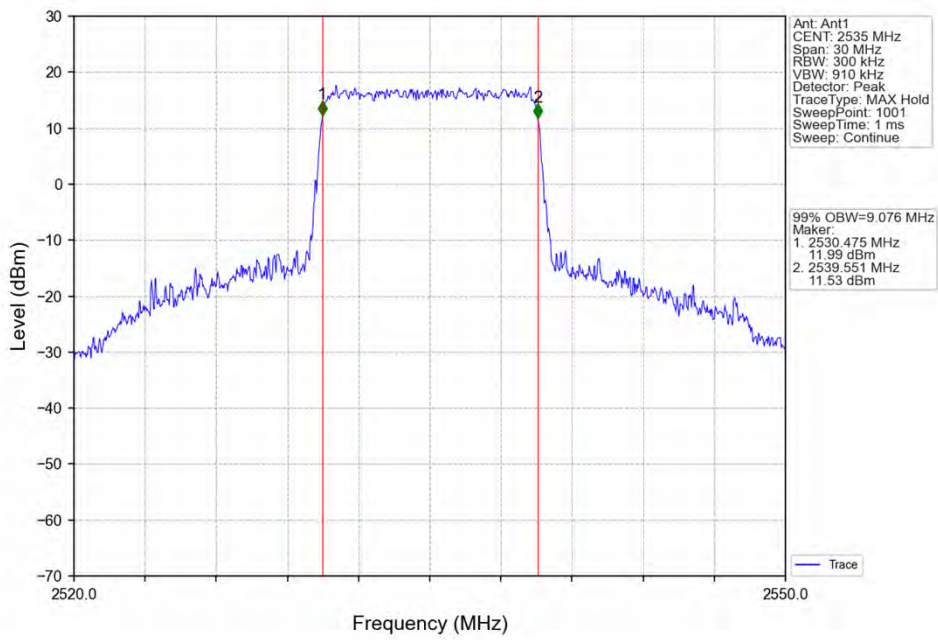
Band7_10MHz_QPSK_HCH_2565MHz_RB_50_0_NTNV



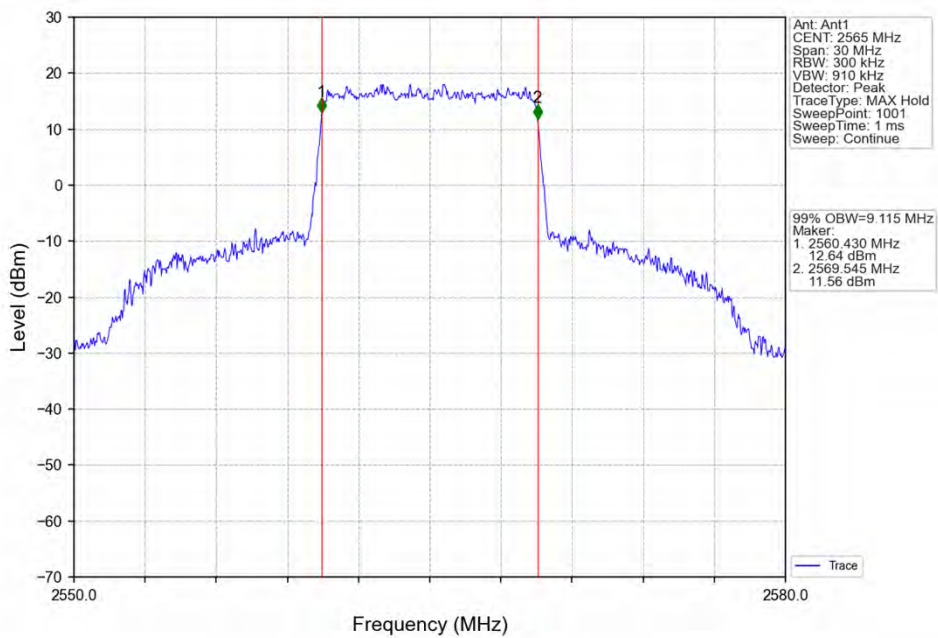
Band7_10MHz_16QAM_LCH_2505MHz_RB_50_0_NTNV



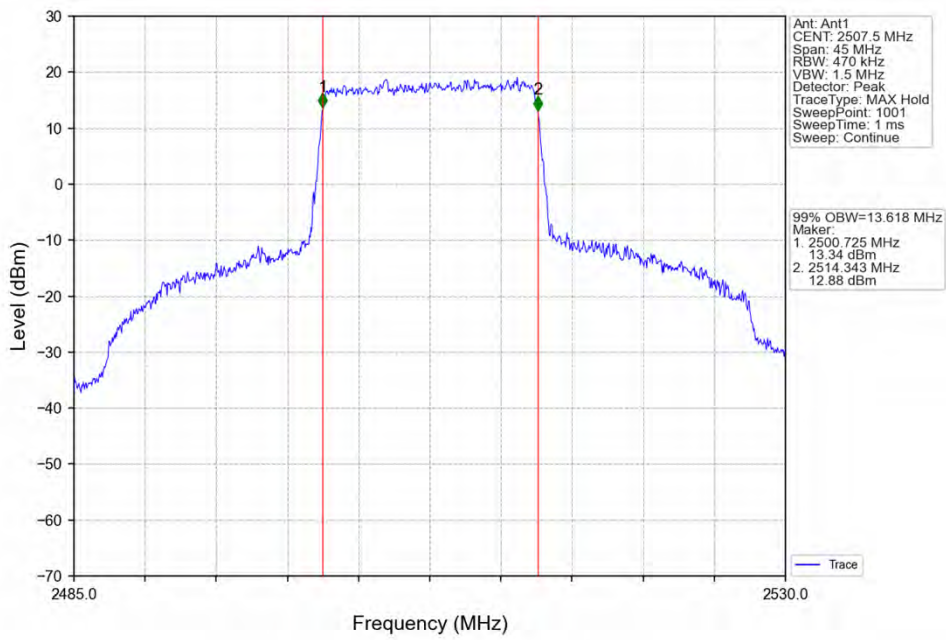
Band7_10MHz_16QAM_MCH_2535MHz_RB_50_0_NTNV



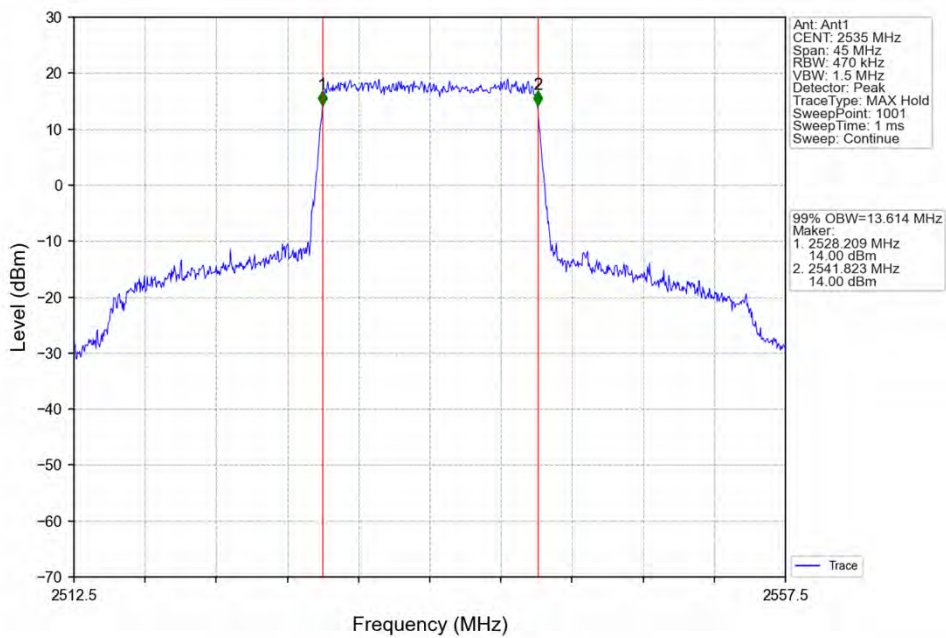
Band7_10MHz_16QAM_HCH_2565MHz_RB_50_0_NTNV



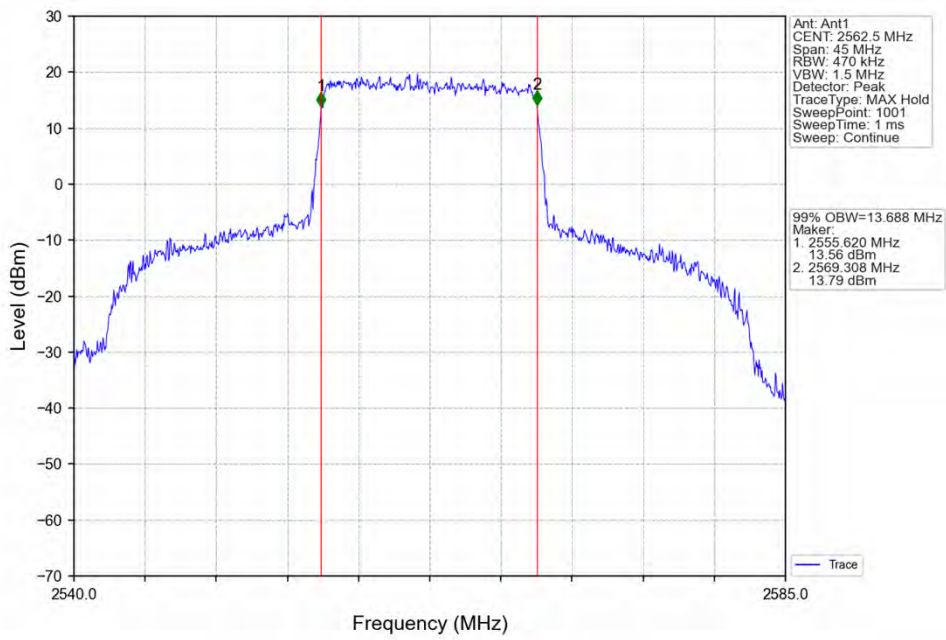
Band7_15MHz_QPSK_LCH_2507.5MHz_RB_75_0_NTNV



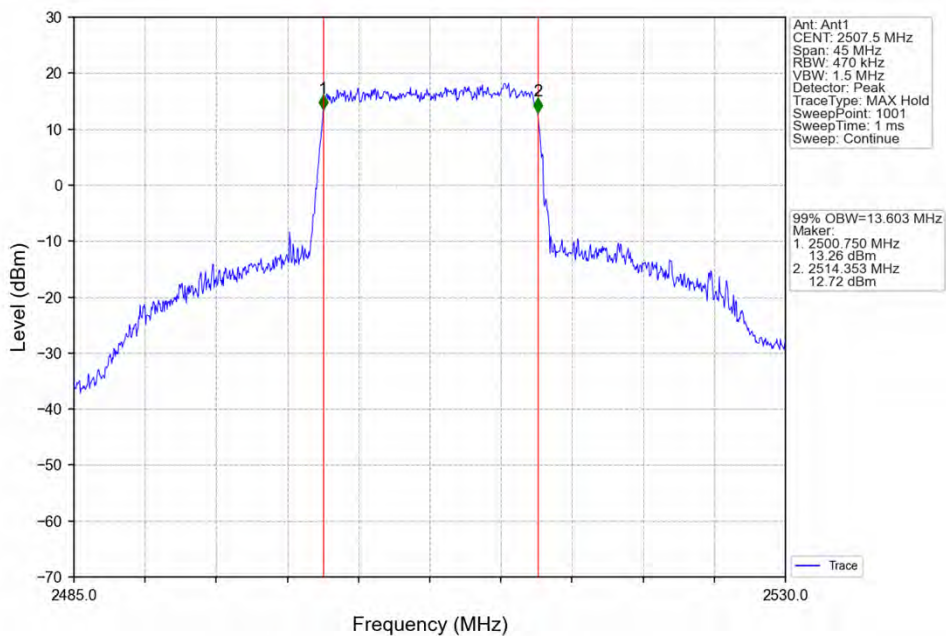
Band7_15MHz_QPSK_MCH_2535MHz_RB_75_0_NTNV



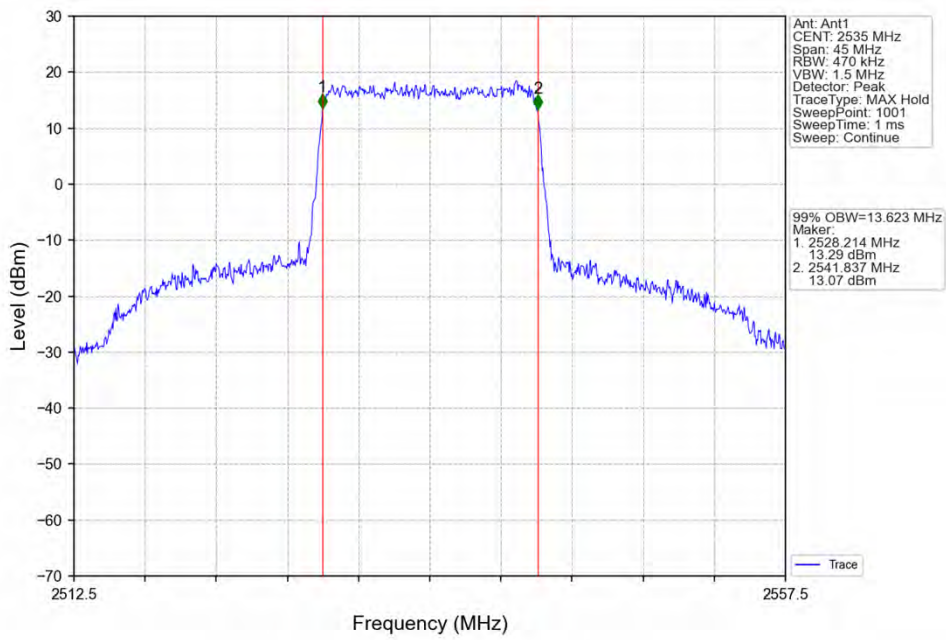
Band7_15MHz_QPSK_HCH_2562.5MHz_RB_75_0_NTNV



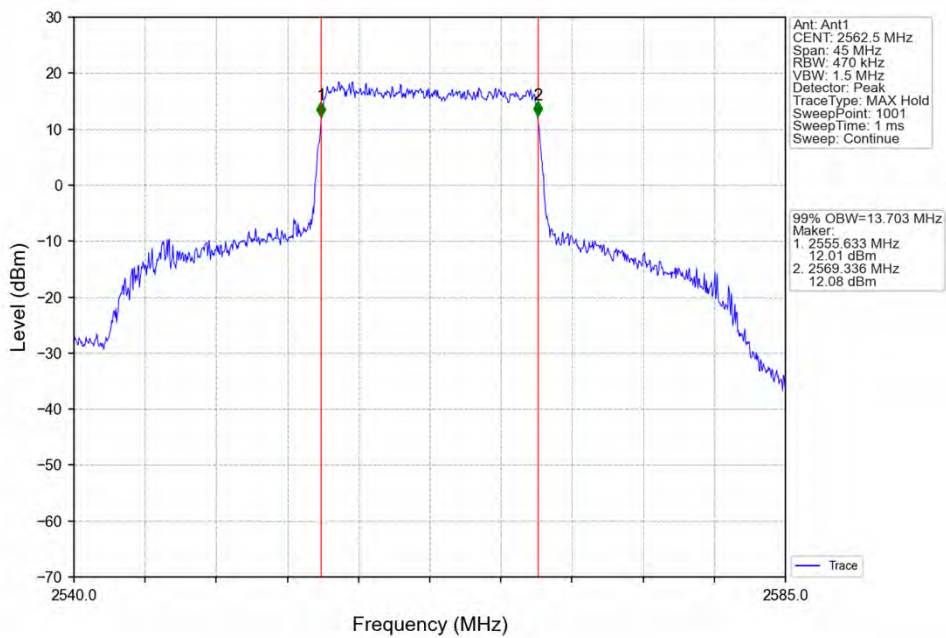
Band7_15MHz_16QAM_LCH_2507.5MHz_RB_75_0_NTNV



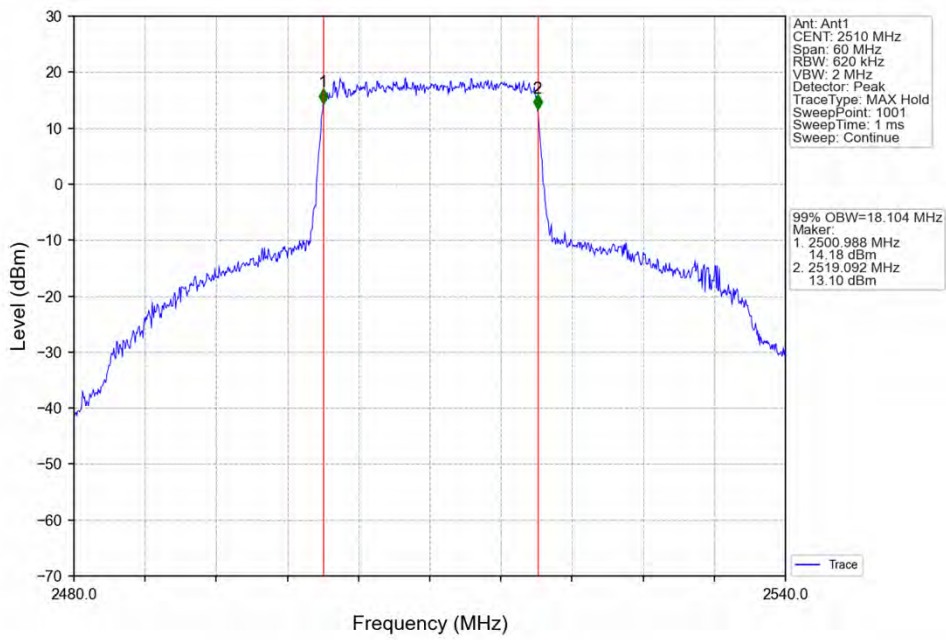
Band7_15MHz_16QAM_MCH_2535MHz_RB_75_0_NTNV



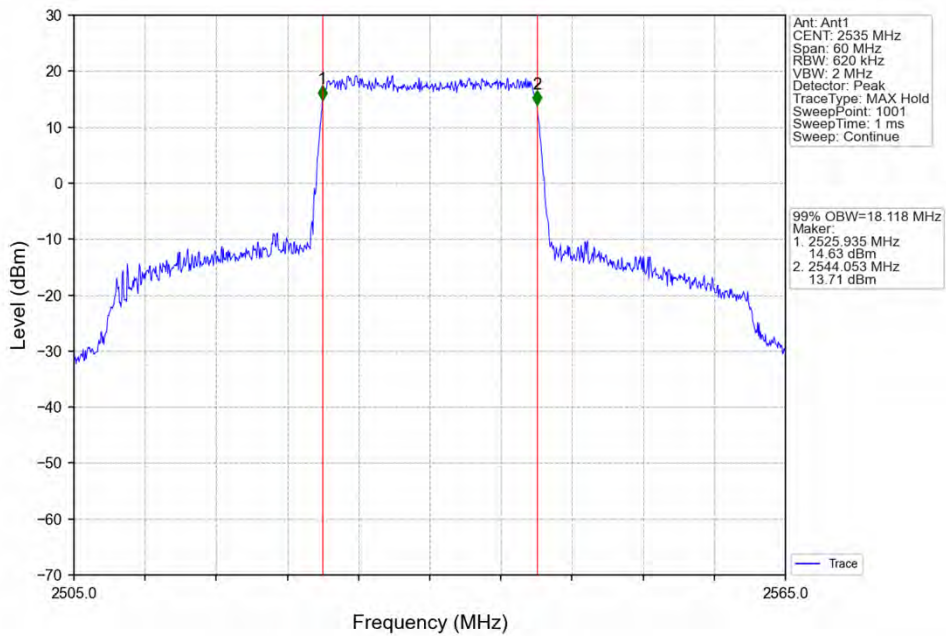
Band7_15MHz_16QAM_HCH_2562.5MHz_RB_75_0_NTNV



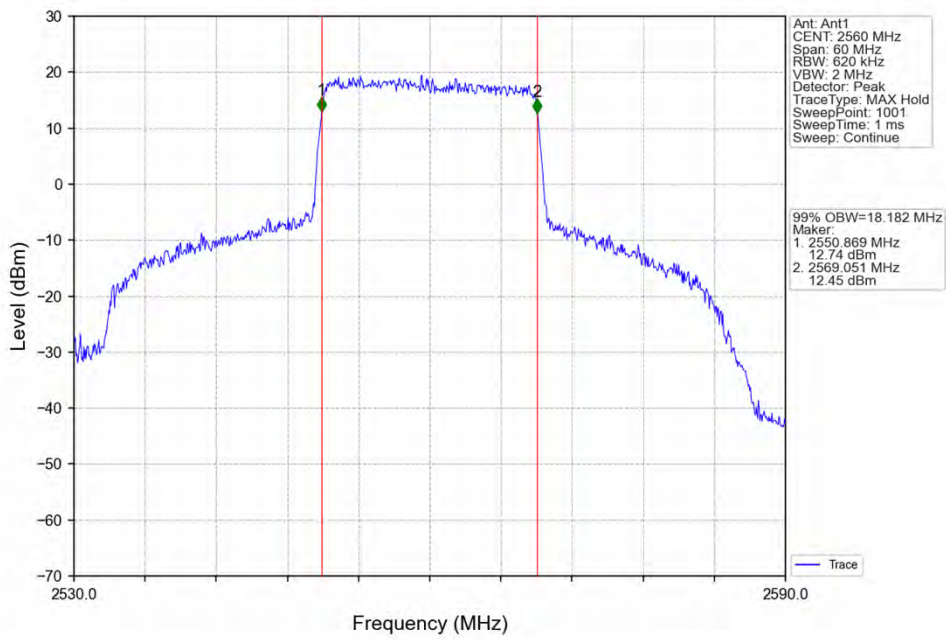
Band7_20MHz_QPSK_LCH_2510MHz_RB_100_0_NTNV



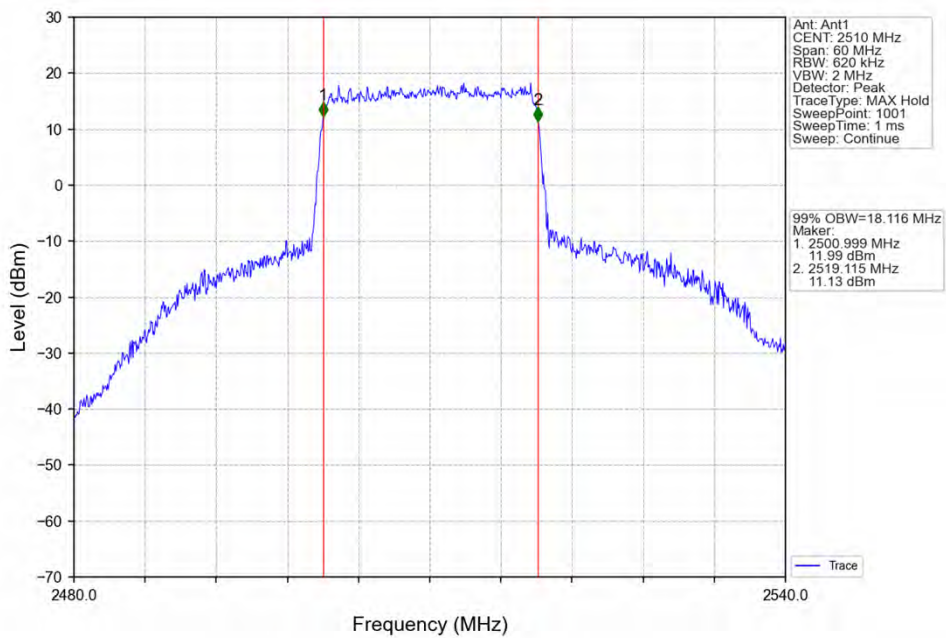
Band7_20MHz_QPSK_MCH_2535MHz_RB_100_0_NTNV



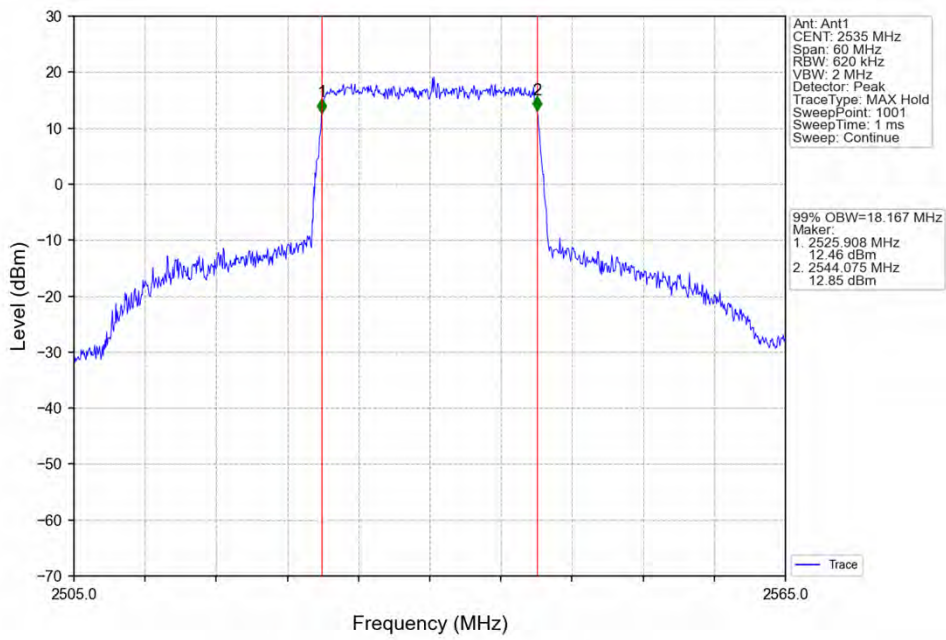
Band7_20MHz_QPSK_HCH_2560MHz_RB_100_0_NTNV



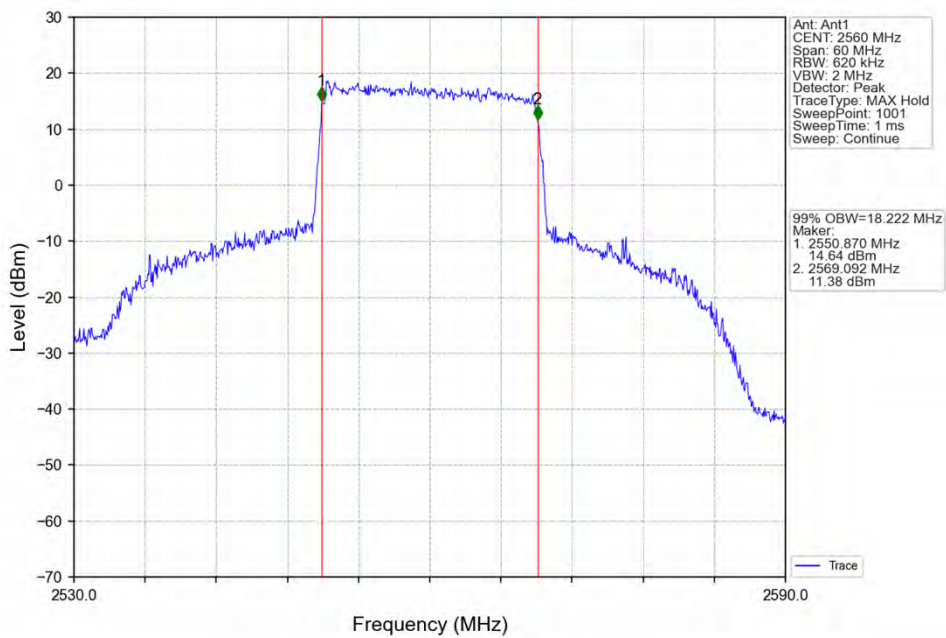
Band7_20MHz_16QAM_LCH_2510MHz_RB_100_0_NTNV



Band7_20MHz_16QAM_MCH_2535MHz_RB_100_0_NTNV



Band7_20MHz_16QAM_HCH_2560MHz_RB_100_0_NTNV

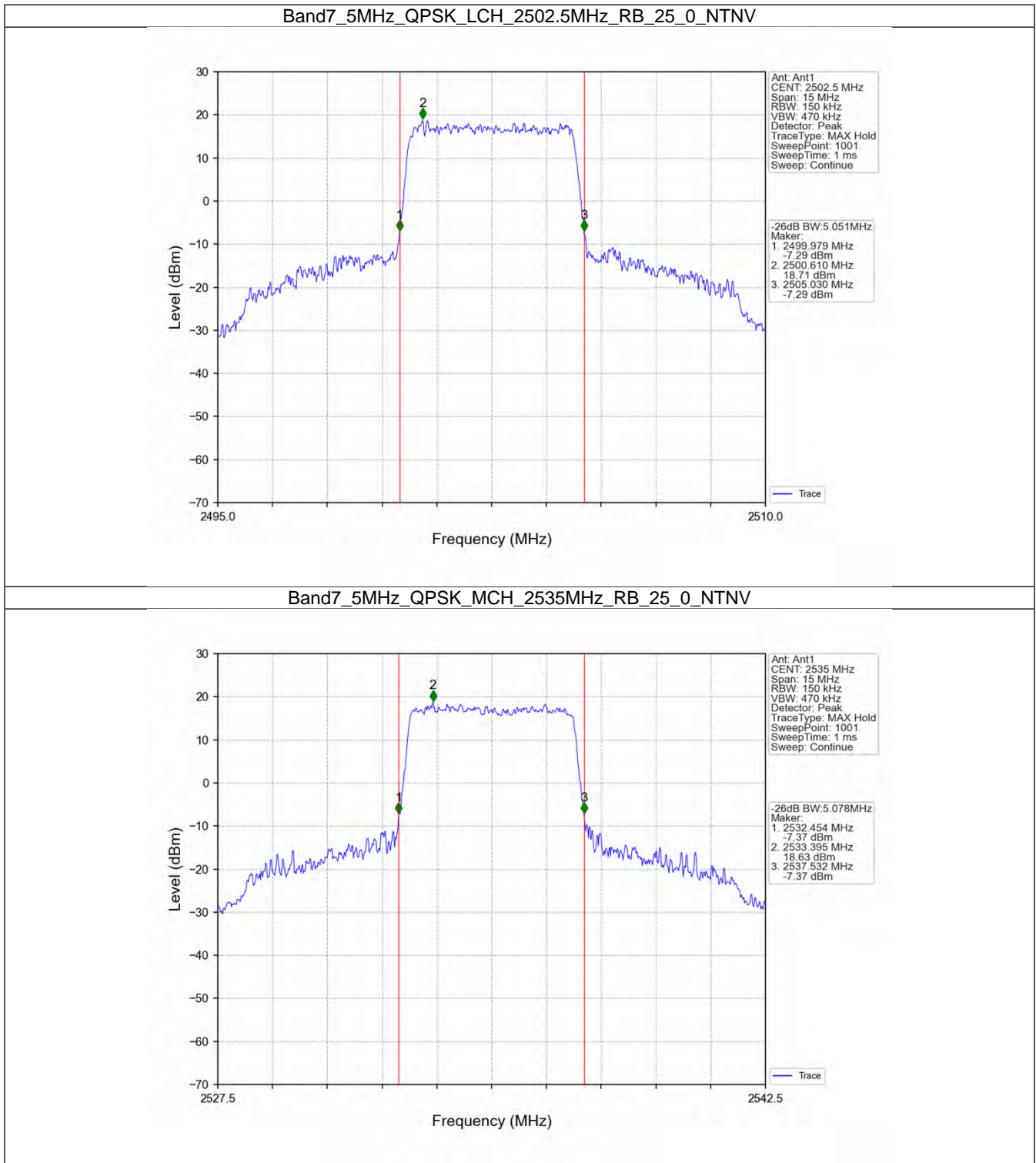


4.2 Band7_XDB

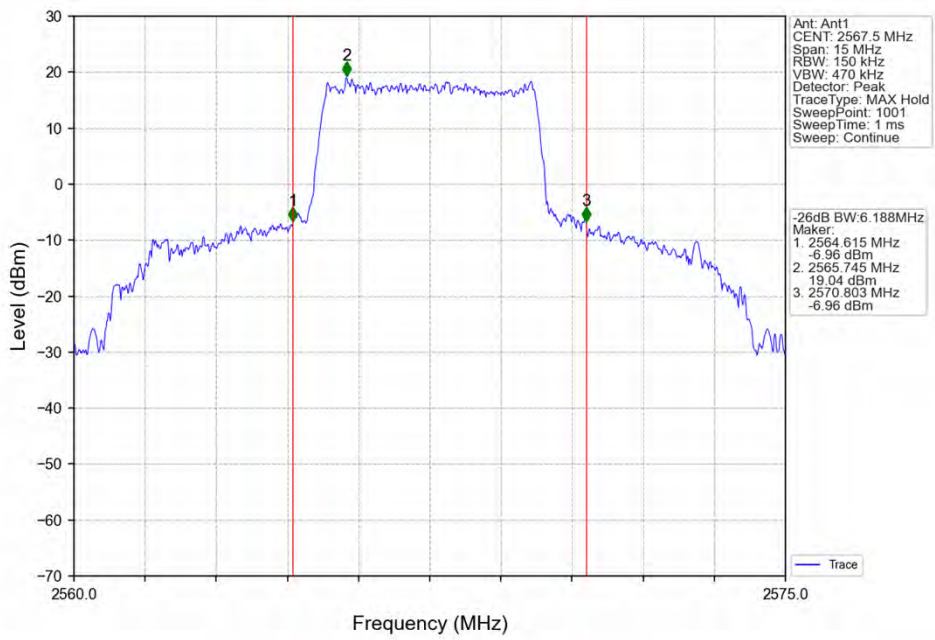
4.2.1 Test Result

Band: 7 / NTNV						
Bandwidth (MHz)	Modulation	Frequency (MHz)	RB Allocation		26dB Bandwidth (MHz)	Verdict
			Size	Offset	Result	
5	QPSK	2502.5	25	0	5.051	Pass
		2535	25	0	5.078	Pass
		2567.5	25	0	6.188	Pass
	16QAM	2502.5	25	0	5.060	Pass
		2535	25	0	5.075	Pass
		2567.5	25	0	7.518	Pass
10	QPSK	2505	50	0	10.071	Pass
		2535	50	0	9.920	Pass
		2565	50	0	11.592	Pass
	16QAM	2505	50	0	9.952	Pass
		2535	50	0	9.982	Pass
		2565	50	0	12.324	Pass
15	QPSK	2507.5	75	0	14.961	Pass
		2535	75	0	15.036	Pass
		2562.5	75	0	17.091	Pass
	16QAM	2507.5	75	0	14.984	Pass
		2535	75	0	14.959	Pass
		2562.5	75	0	16.186	Pass
20	QPSK	2510	100	0	19.898	Pass
		2535	100	0	19.812	Pass
		2560	100	0	23.778	Pass
	16QAM	2510	100	0	19.803	Pass
		2535	100	0	19.792	Pass
		2560	100	0	21.783	Pass

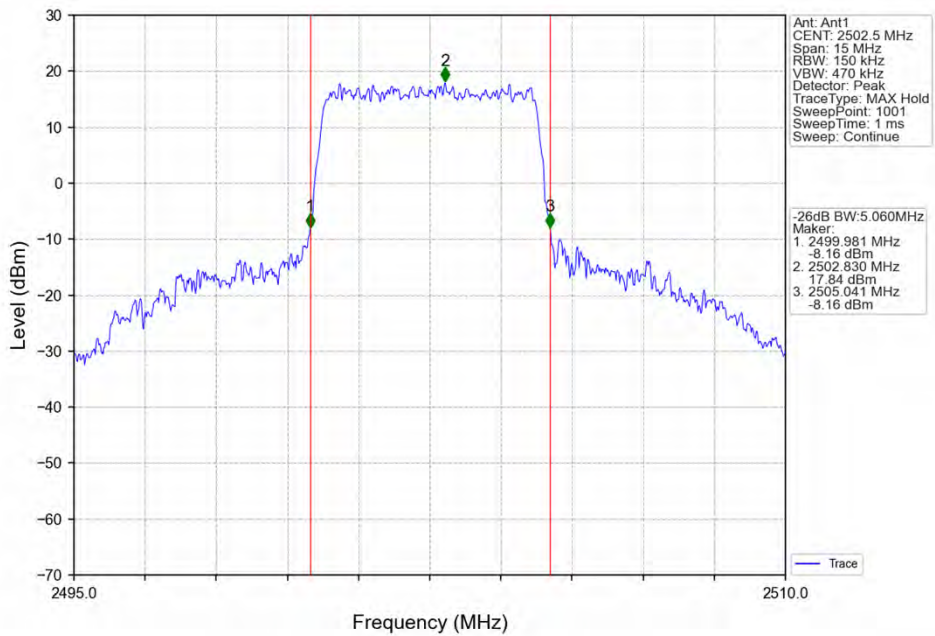
4.2.2 Test Graph



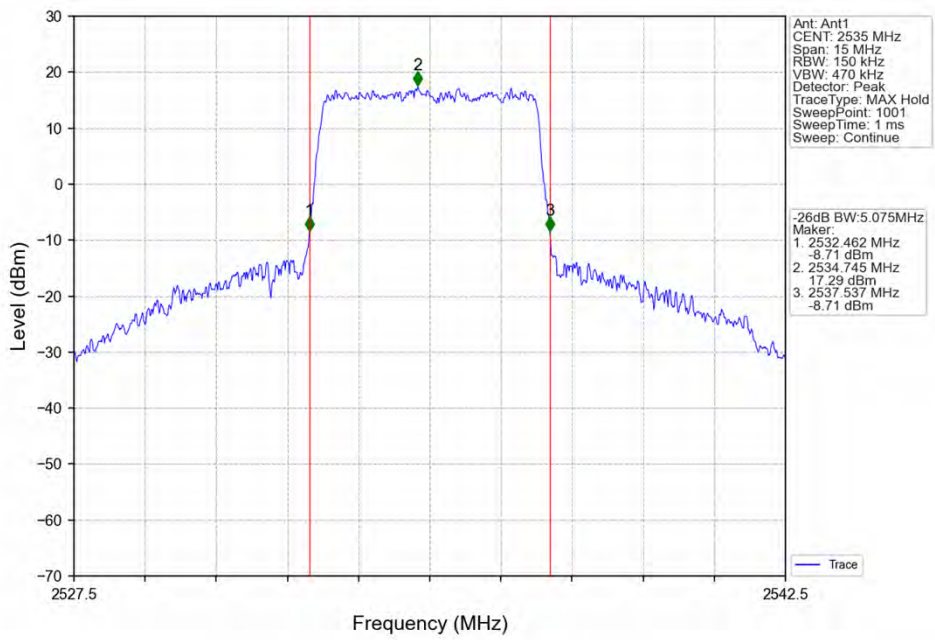
Band7_5MHz_QPSK_HCH_2567.5MHz_RB_25_0_NTNV



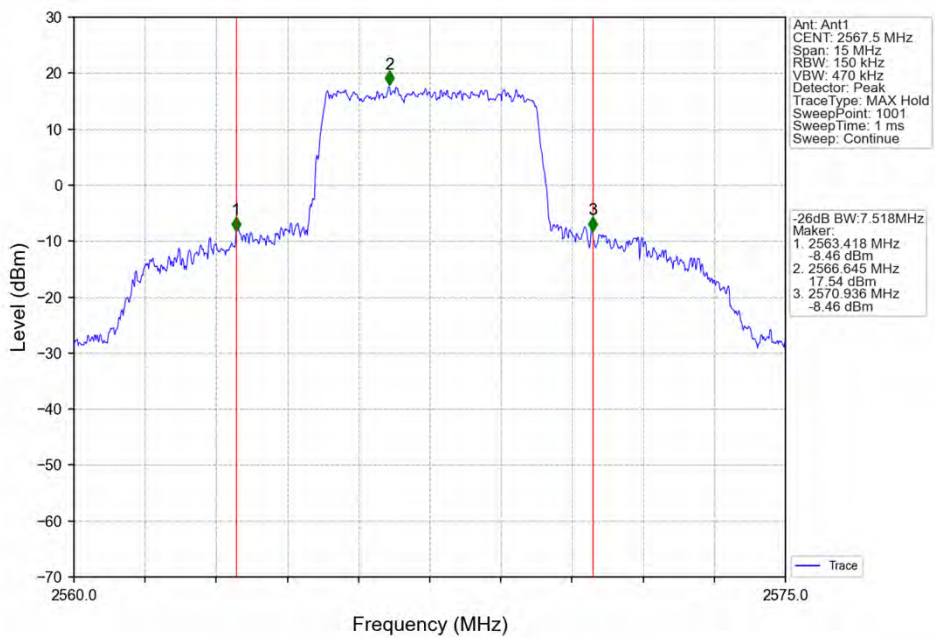
Band7_5MHz_16QAM_LCH_2502.5MHz_RB_25_0_NTNV



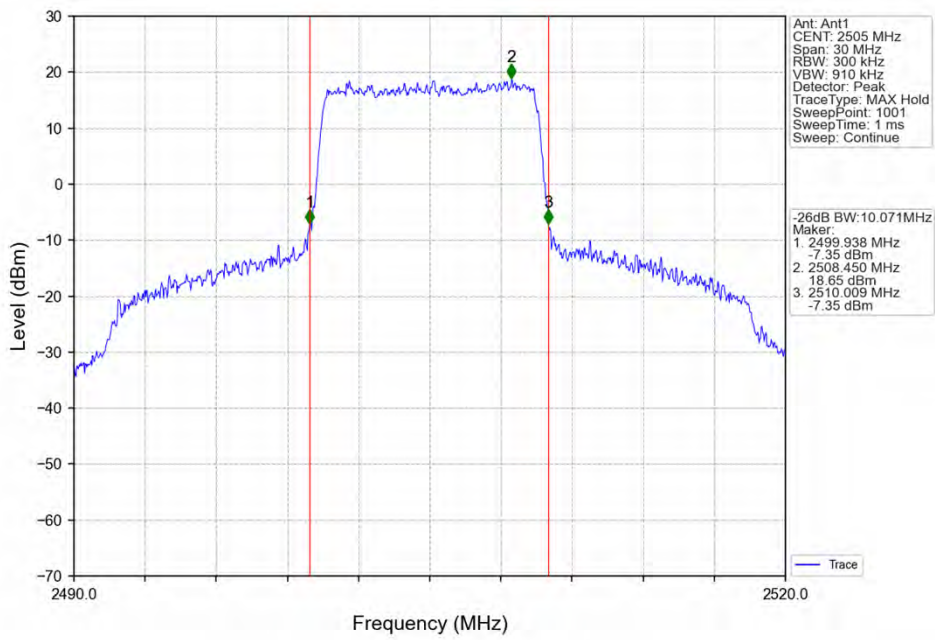
Band7_5MHz_16QAM_MCH_2535MHz_RB_25_0_NTNV



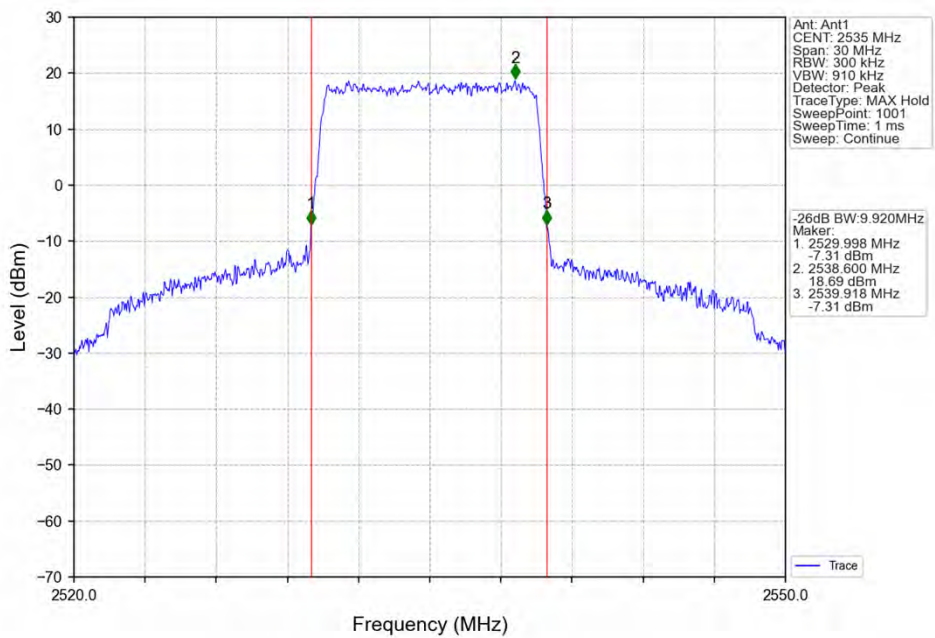
Band7_5MHz_16QAM_HCH_2567.5MHz_RB_25_0_NTNV



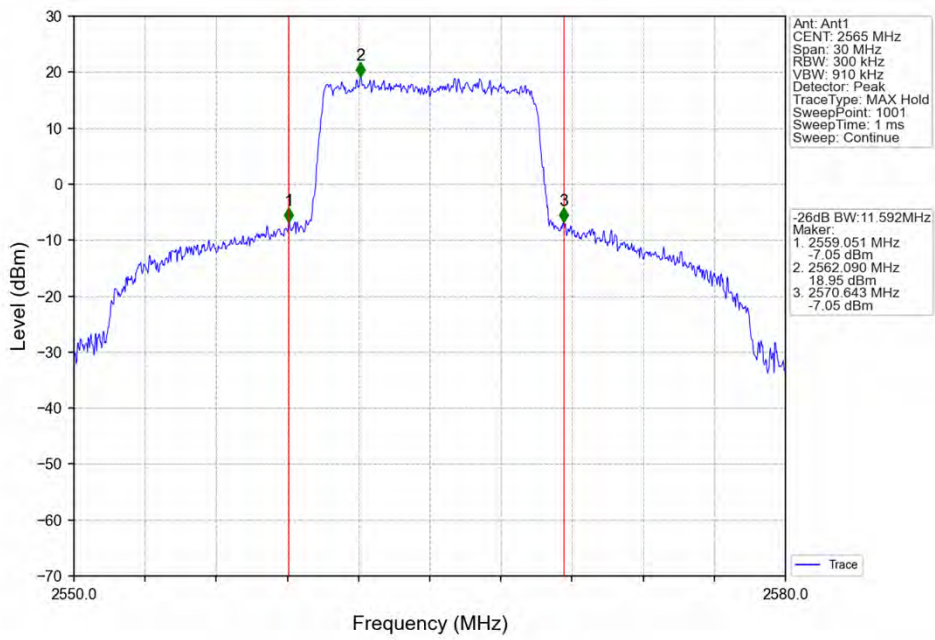
Band7_10MHz_QPSK_LCH_2505MHz_RB_50_0_NTNV



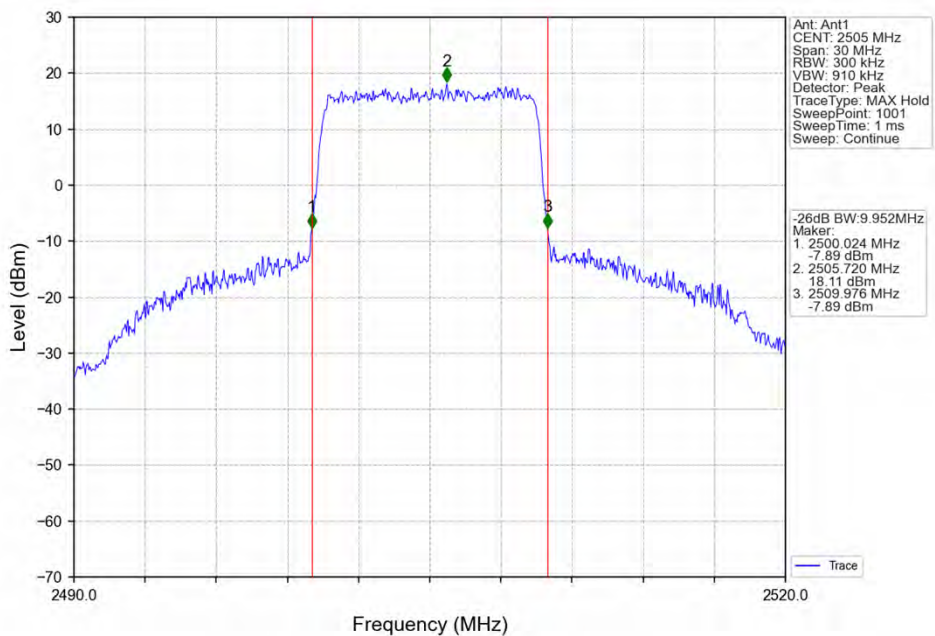
Band7_10MHz_QPSK_MCH_2535MHz_RB_50_0_NTNV



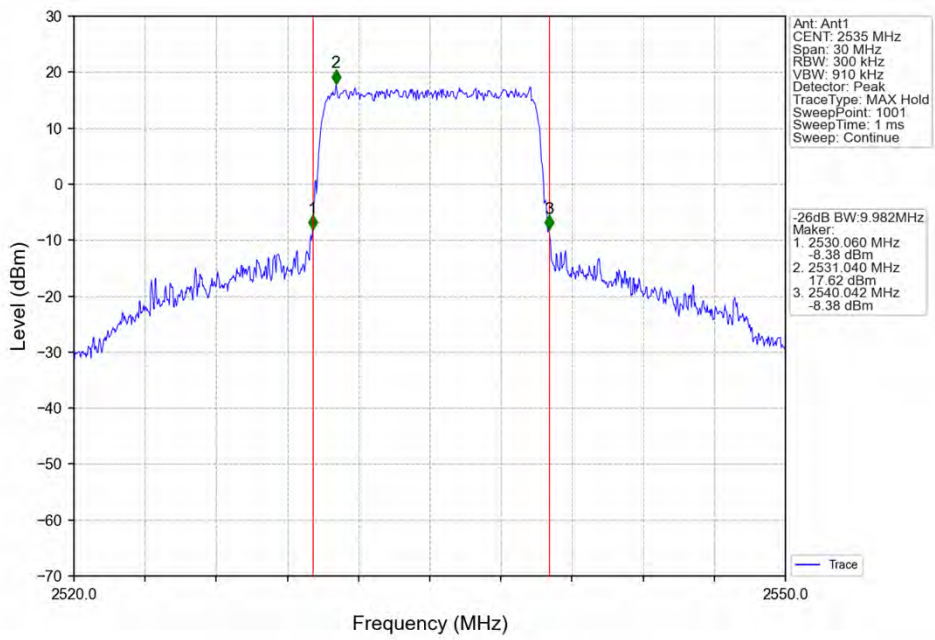
Band7_10MHz_QPSK_HCH_2565MHz_RB_50_0_NTNV



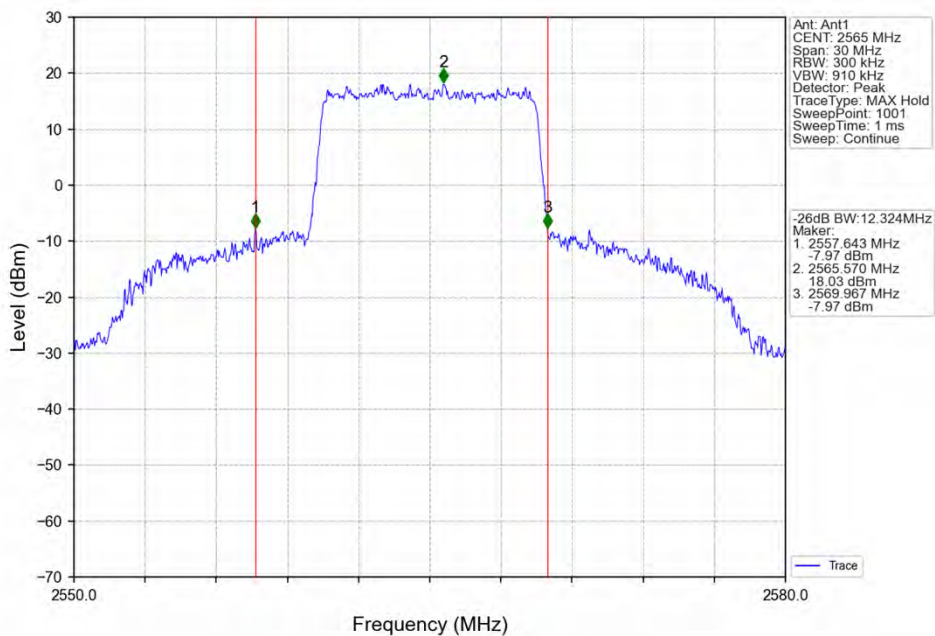
Band7_10MHz_16QAM_LCH_2505MHz_RB_50_0_NTNV



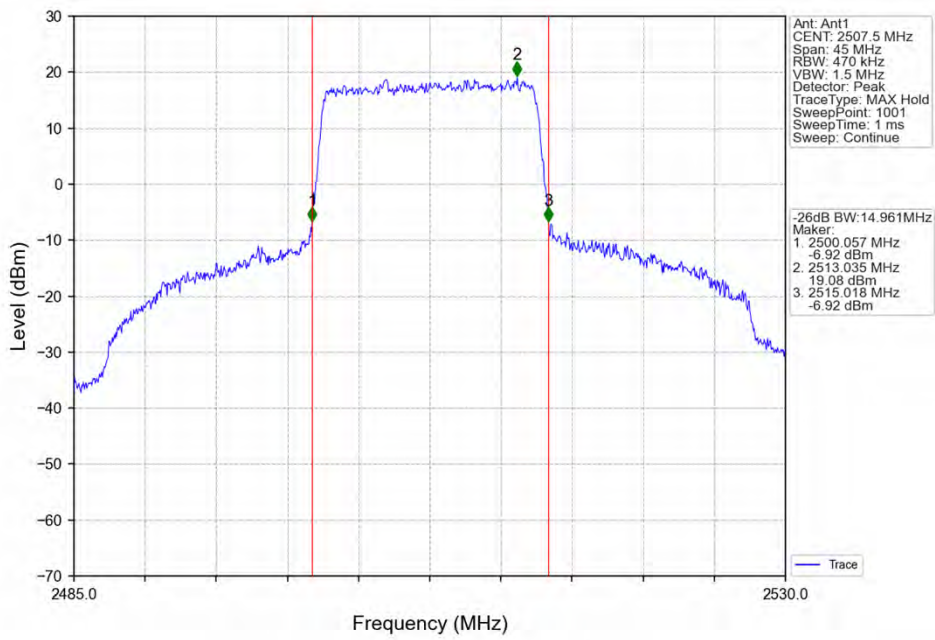
Band7_10MHz_16QAM_MCH_2535MHz_RB_50_0_NTNV



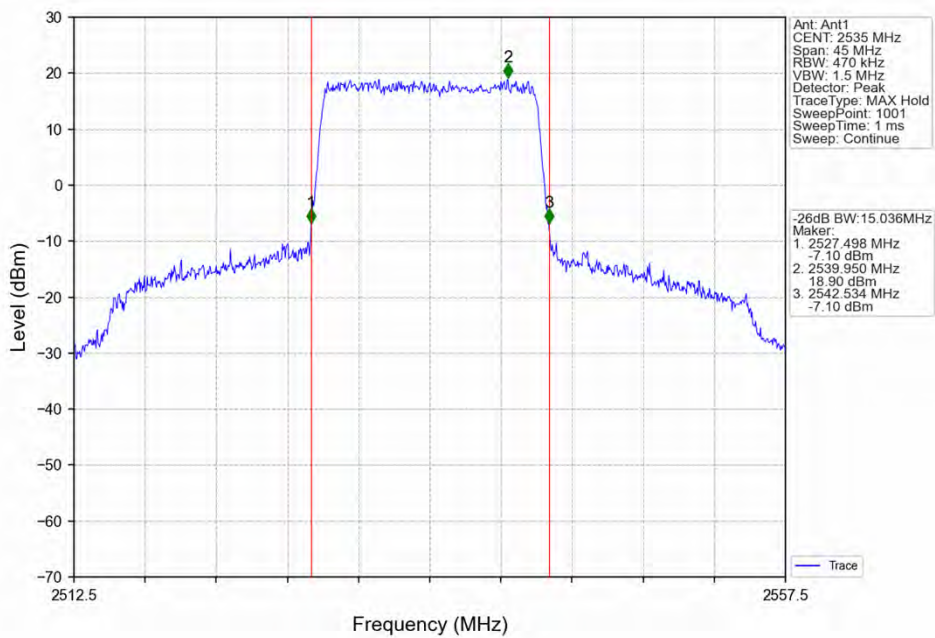
Band7_10MHz_16QAM_HCH_2565MHz_RB_50_0_NTNV



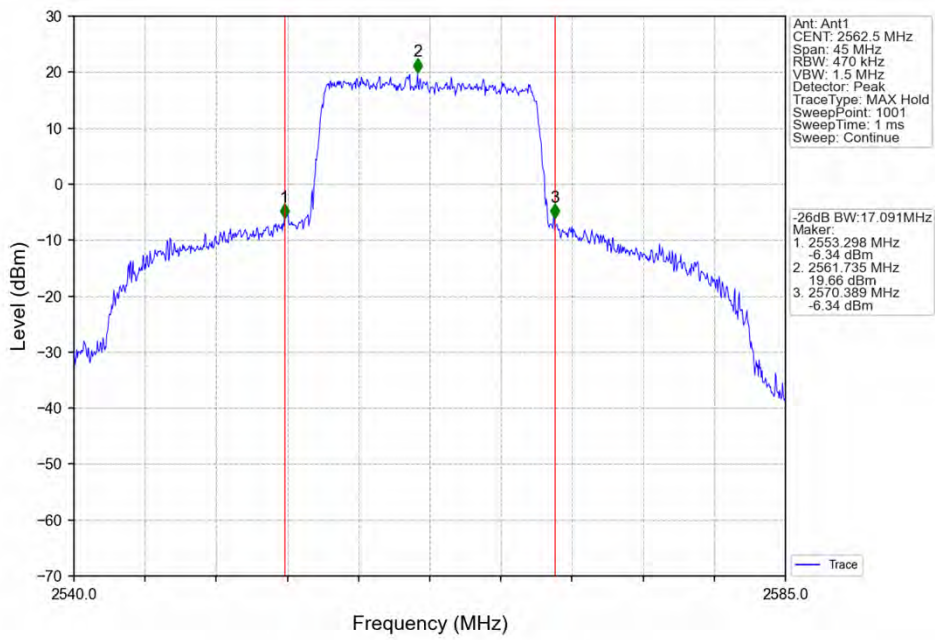
Band7_15MHz_QPSK_LCH_2507.5MHz_RB_75_0_NTNV



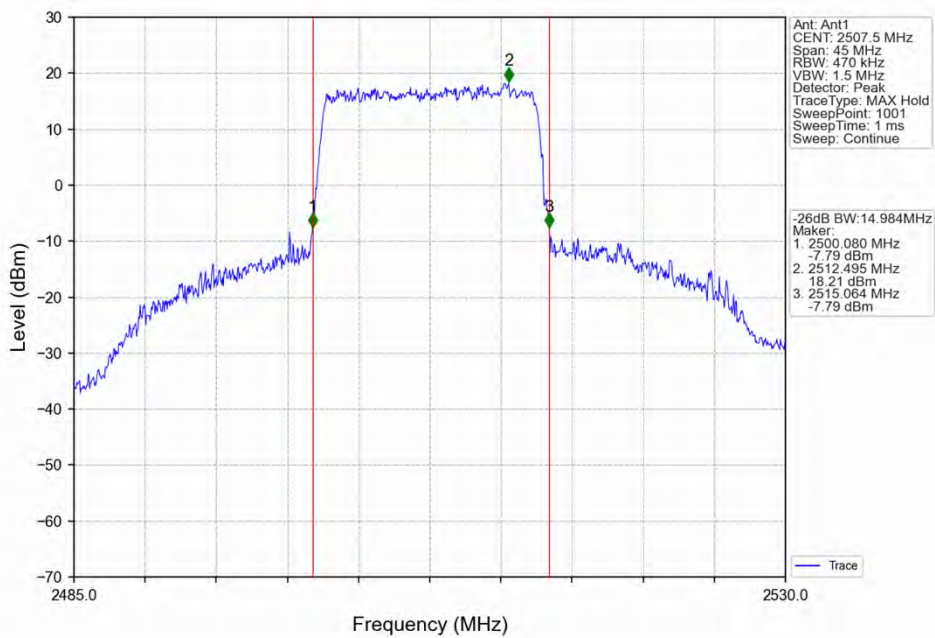
Band7_15MHz_QPSK_MCH_2535MHz_RB_75_0_NTNV



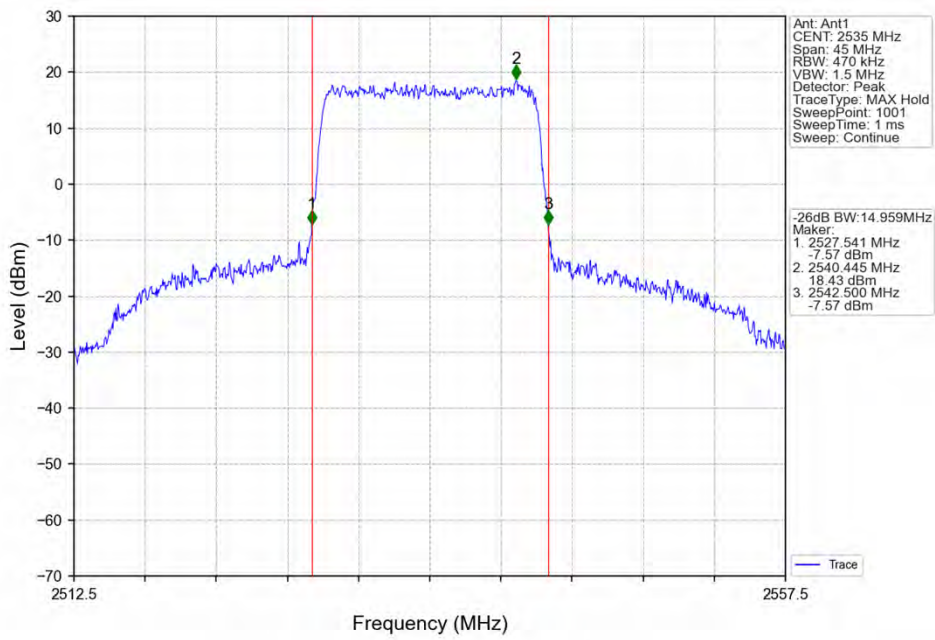
Band7_15MHz_QPSK_HCH_2562.5MHz_RB_75_0_NTNV



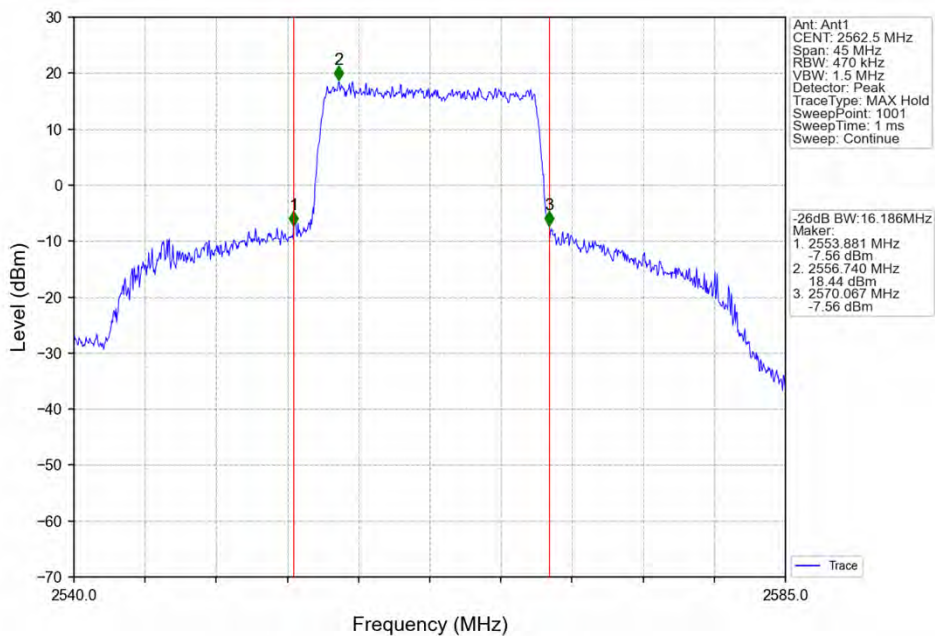
Band7_15MHz_16QAM_LCH_2507.5MHz_RB_75_0_NTNV



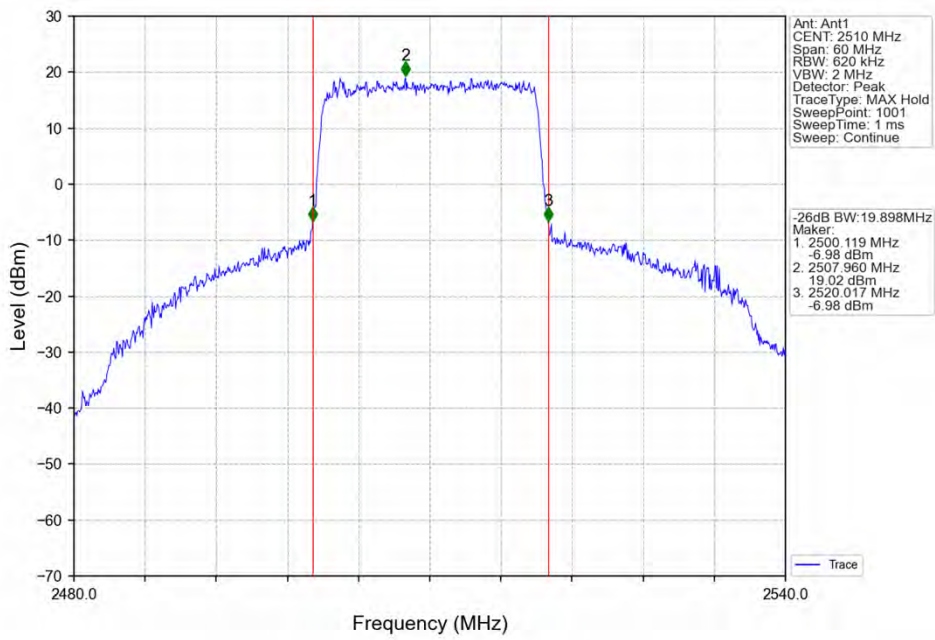
Band7_15MHz_16QAM_MCH_2535MHz_RB_75_0_NTNV



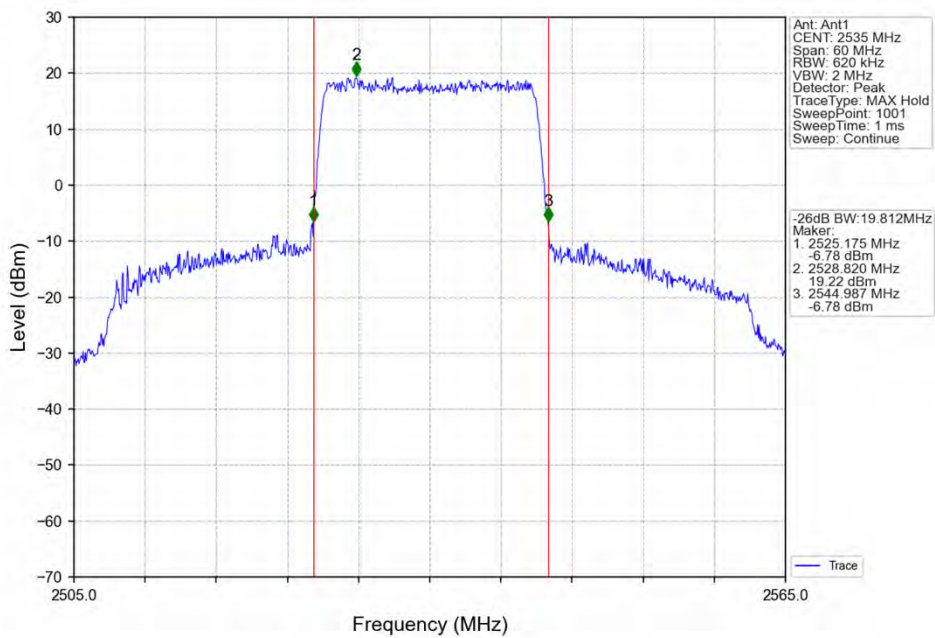
Band7_15MHz_16QAM_HCH_2562.5MHz_RB_75_0_NTNV



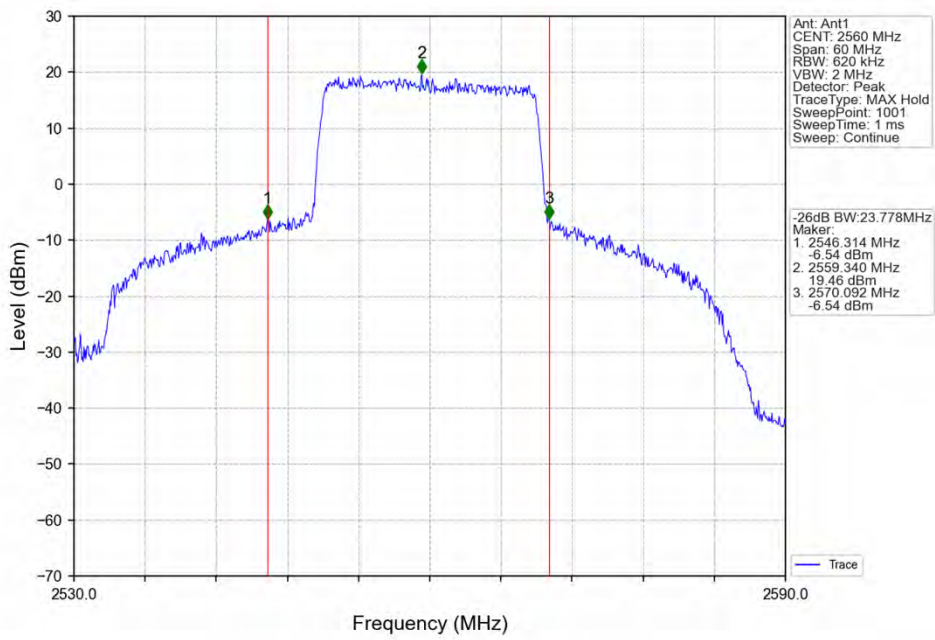
Band7_20MHz_QPSK_LCH_2510MHz_RB_100_0_NTNV



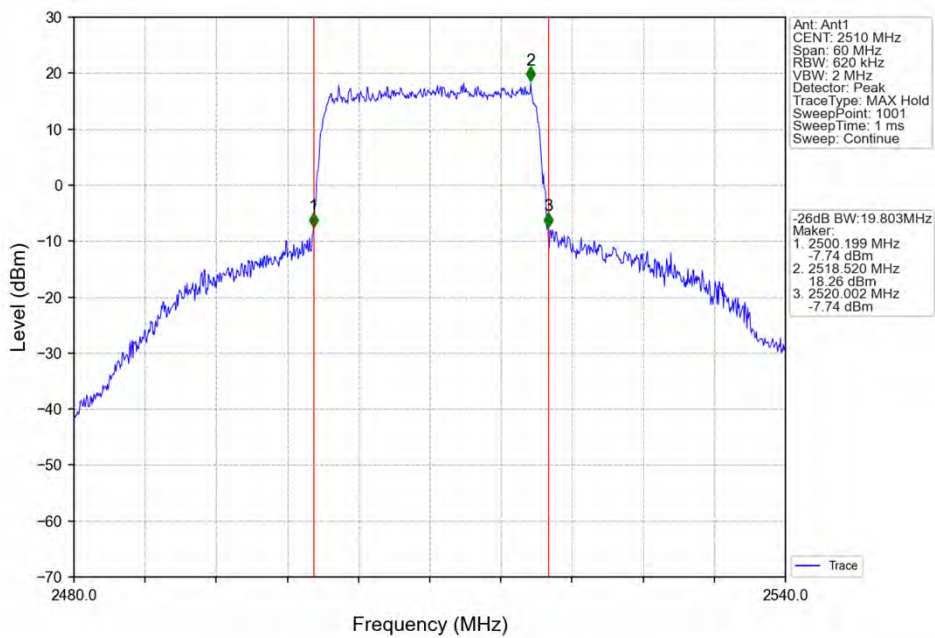
Band7_20MHz_QPSK_MCH_2535MHz_RB_100_0_NTNV



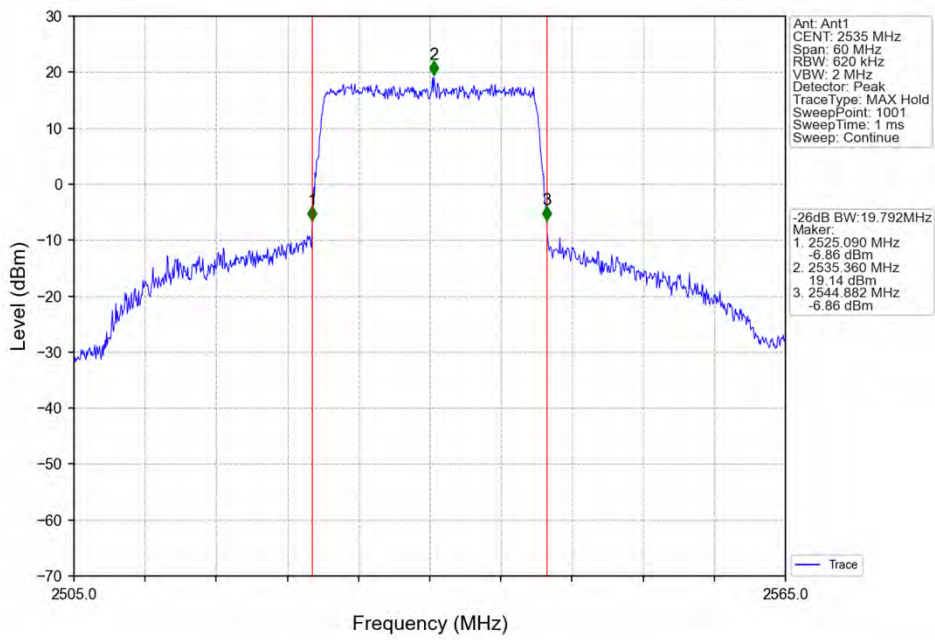
Band7_20MHz_QPSK_HCH_2560MHz_RB_100_0_NTNV



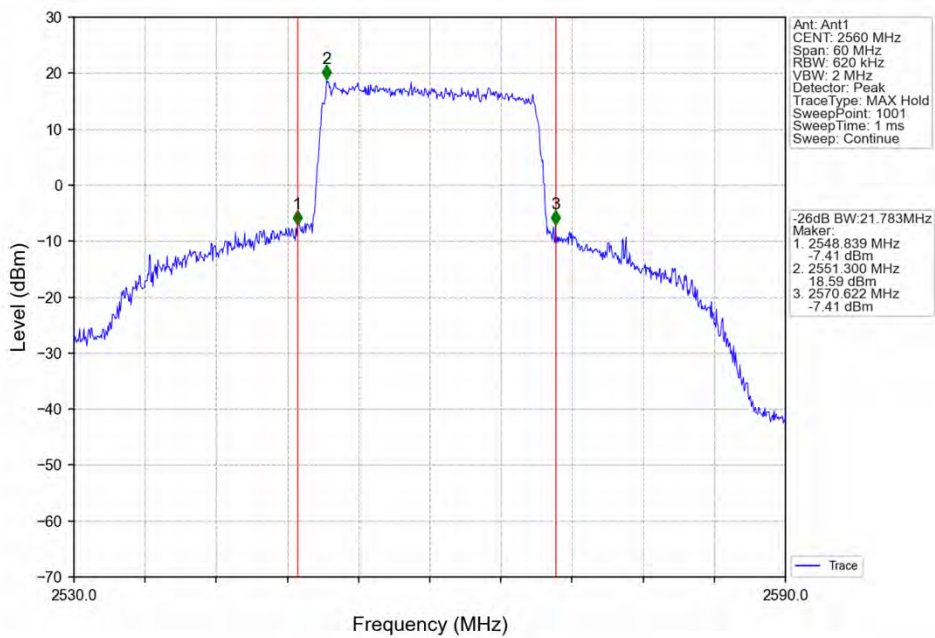
Band7_20MHz_16QAM_LCH_2510MHz_RB_100_0_NTNV



Band7_20MHz_16QAM_MCH_2535MHz_RB_100_0_NTNV



Band7_20MHz_16QAM_HCH_2560MHz_RB_100_0_NTNV



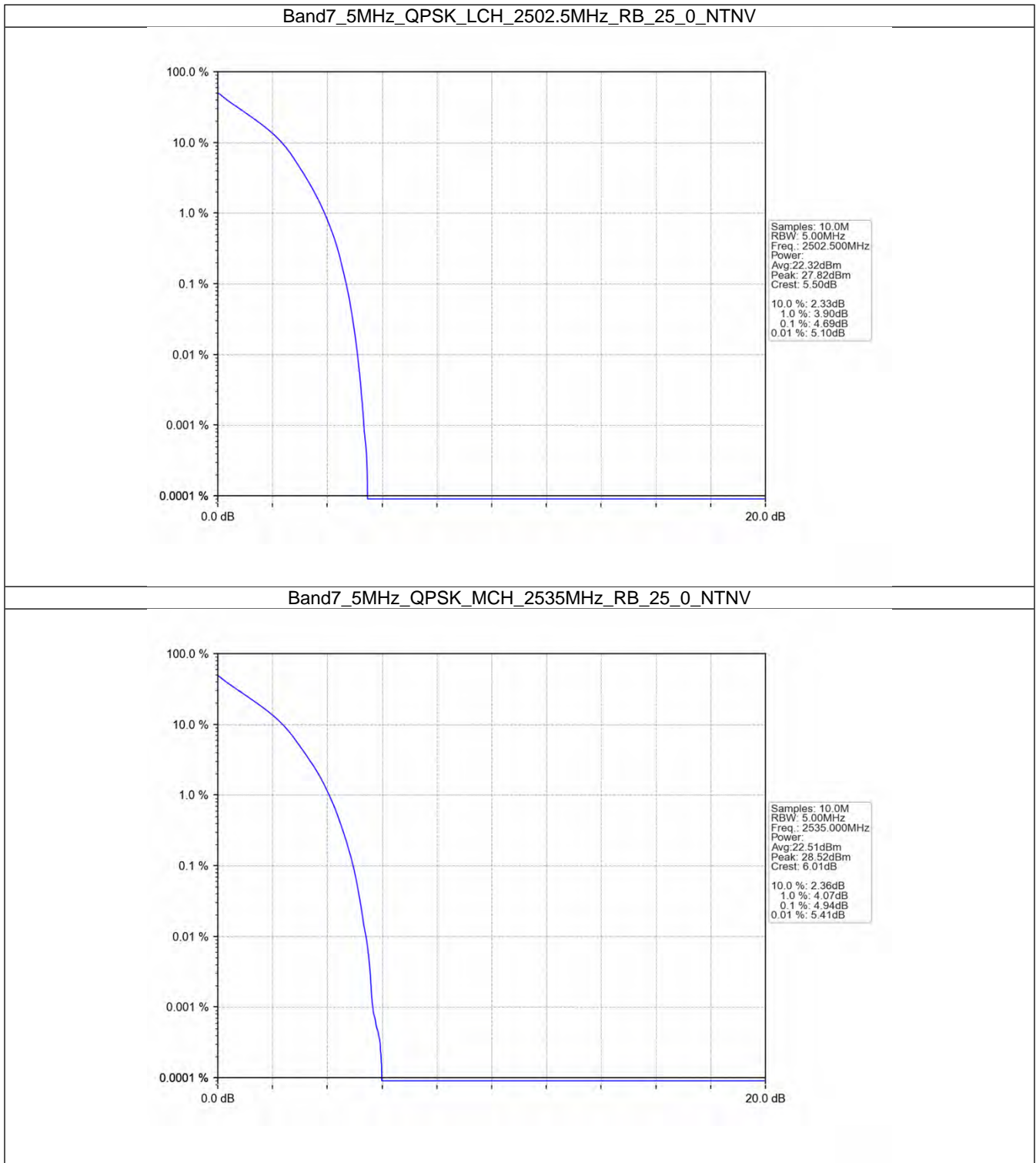
5. Peak-Average Ratio

5.1 B7_5MHz

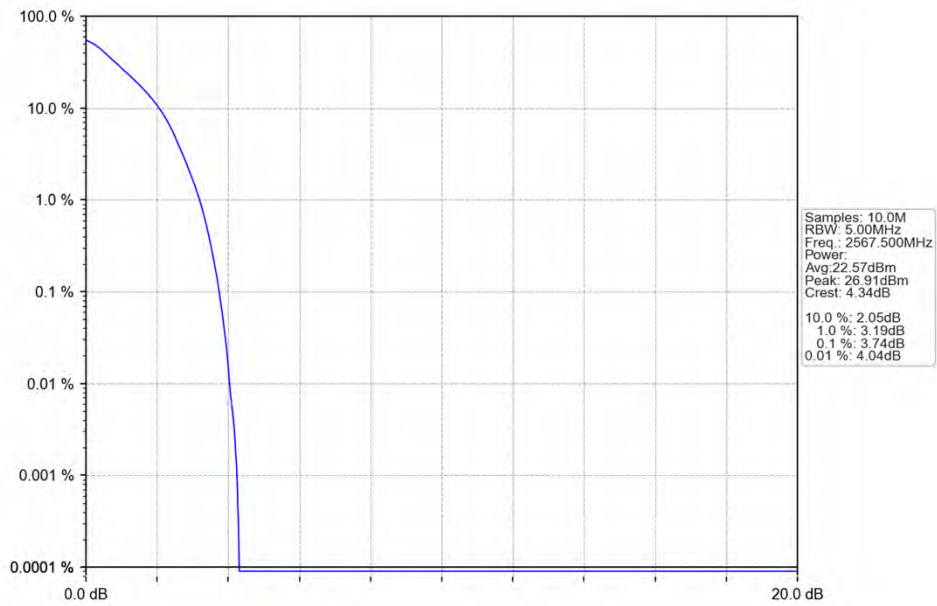
5.1.1 Test Result

Band: 7 / Bandwidth: 5MHz / NTNV						
Modulation	Frequency (MHz)	RB Allocation		Peak-Average Ratio (dB)		Verdict
		Size	Offset	Result	Limit	
QPSK	2502.5	25	0	4.69	<=13	Pass
	2535	25	0	4.94	<=13	Pass
	2567.5	25	0	3.74	<=13	Pass
16QAM	2502.5	25	0	5.37	<=13	Pass
	2535	25	0	5.65	<=13	Pass
	2567.5	25	0	4.51	<=13	Pass

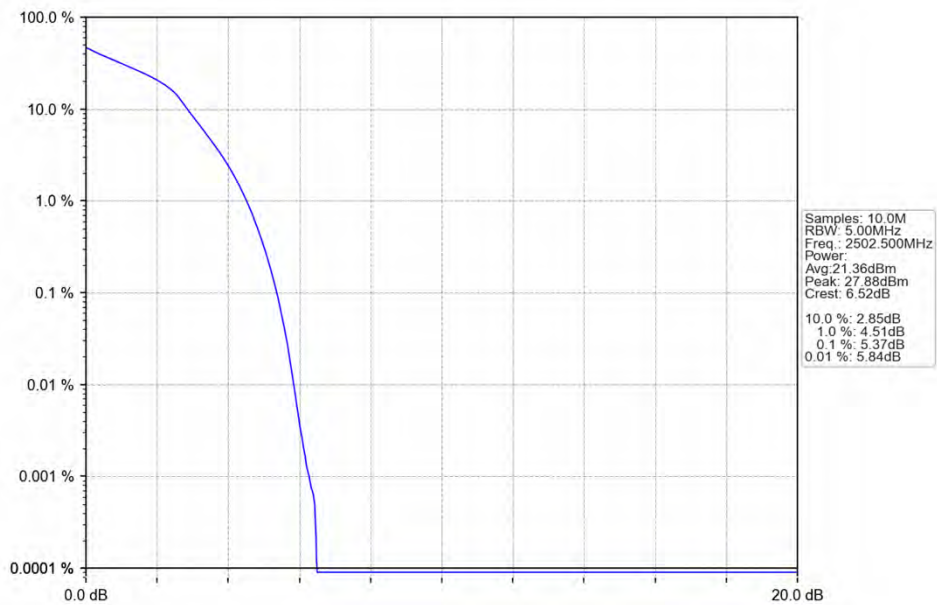
5.1.2 Test Graph



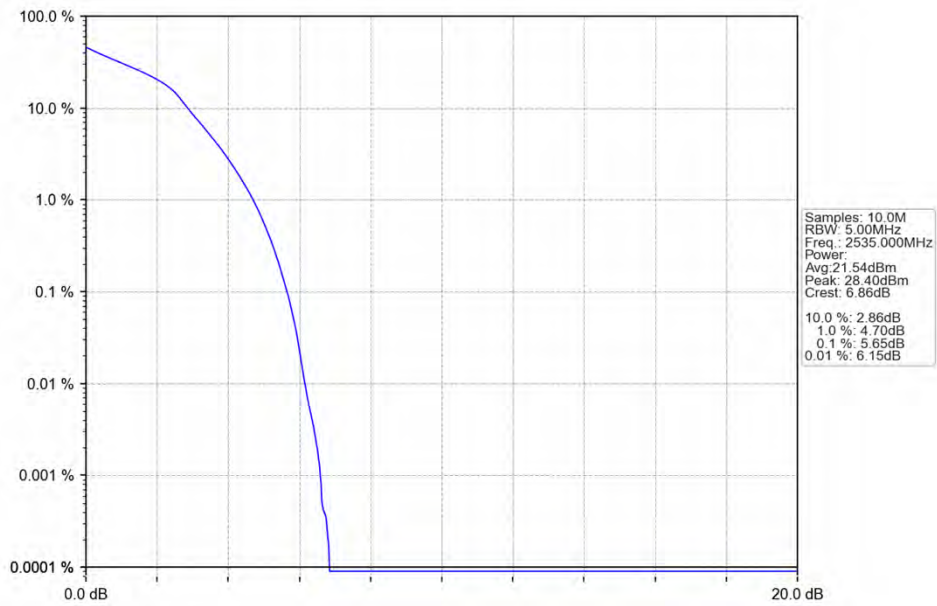
Band7_5MHz_QPSK_HCH_2567.5MHz_RB_25_0_NTNV



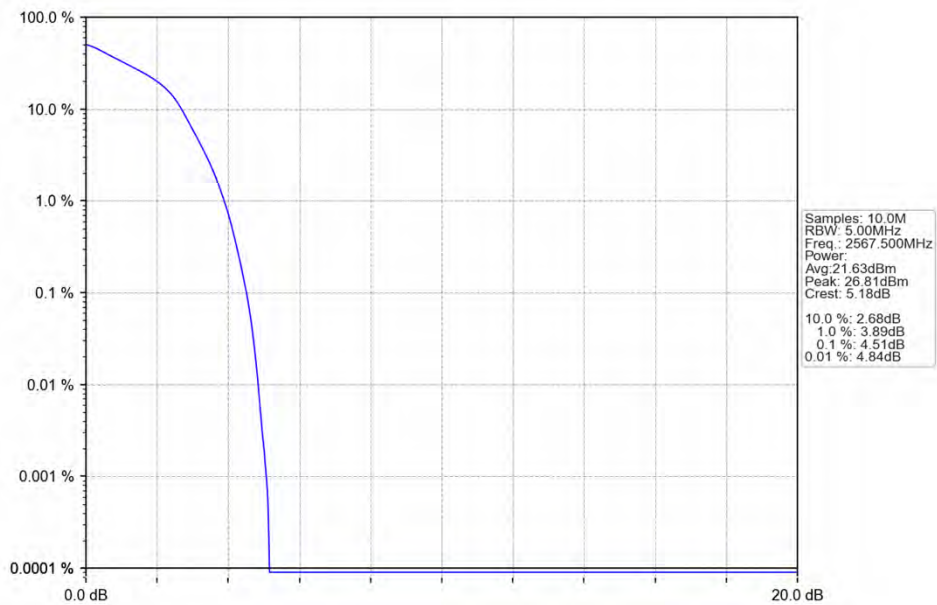
Band7_5MHz_16QAM_LCH_2502.5MHz_RB_25_0_NTNV



Band7_5MHz_16QAM_MCH_2535MHz_RB_25_0_NTNV



Band7_5MHz_16QAM_HCH_2567.5MHz_RB_25_0_NTNV

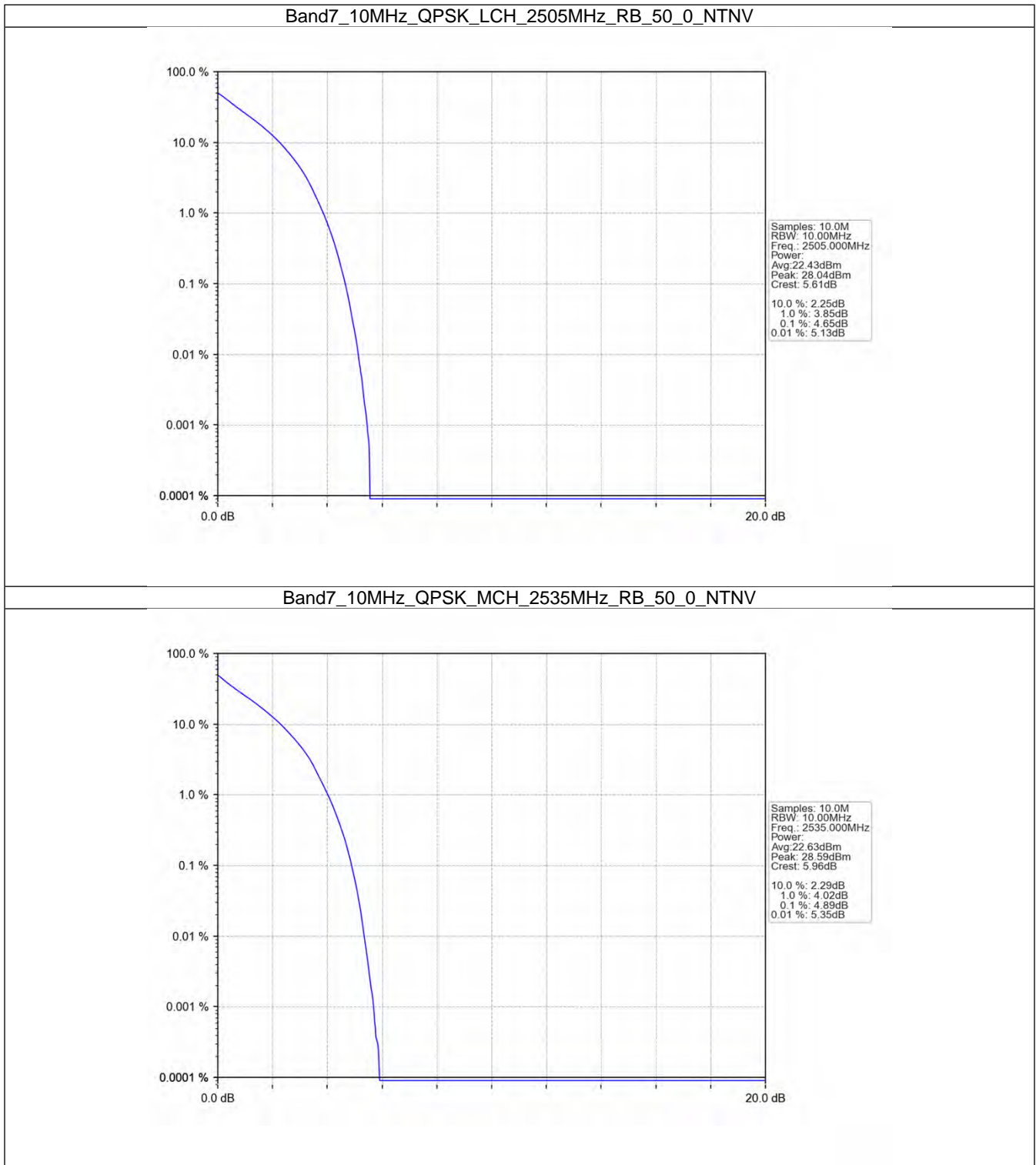


5.2 B7_10MHz

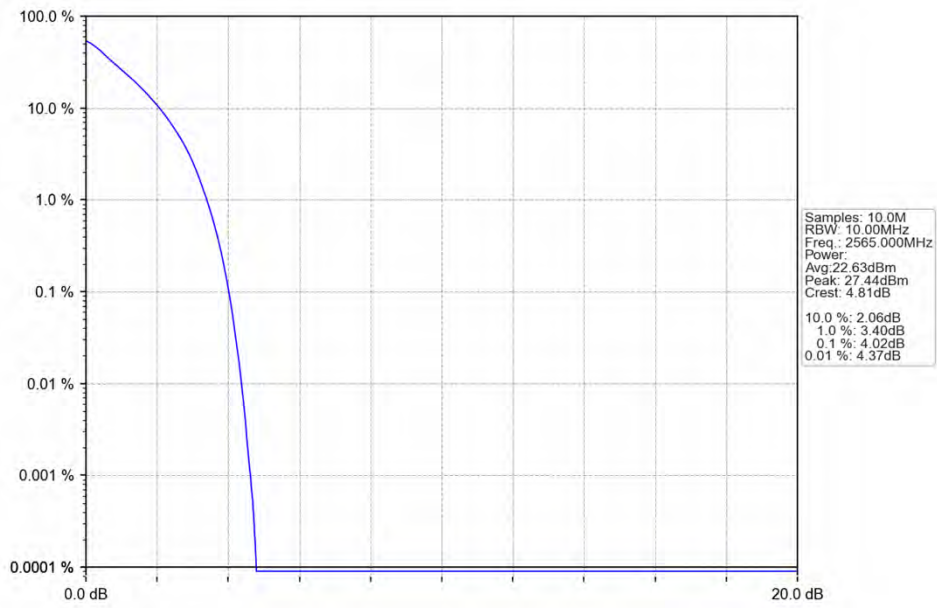
5.2.1 Test Result

Band: 7 / Bandwidth: 10MHz / NTV						
Modulation	Frequency (MHz)	RB Allocation		Peak-Average Ratio (dB)		Verdict
		Size	Offset	Result	Limit	
QPSK	2505	50	0	4.65	<=13	Pass
	2535	50	0	4.89	<=13	Pass
	2565	50	0	4.02	<=13	Pass
16QAM	2505	50	0	5.40	<=13	Pass
	2535	50	0	5.66	<=13	Pass
	2565	50	0	4.81	<=13	Pass

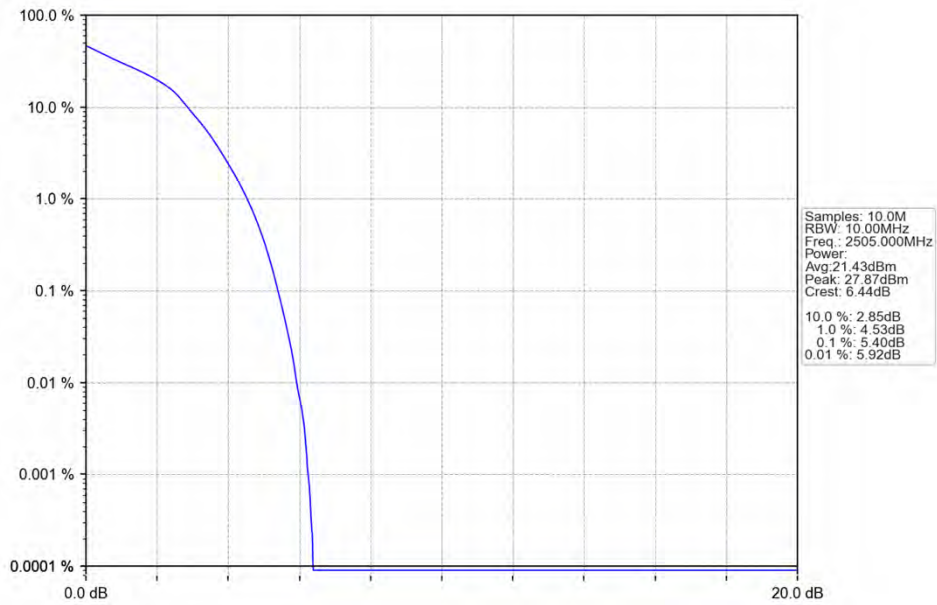
5.2.2 Test Graph



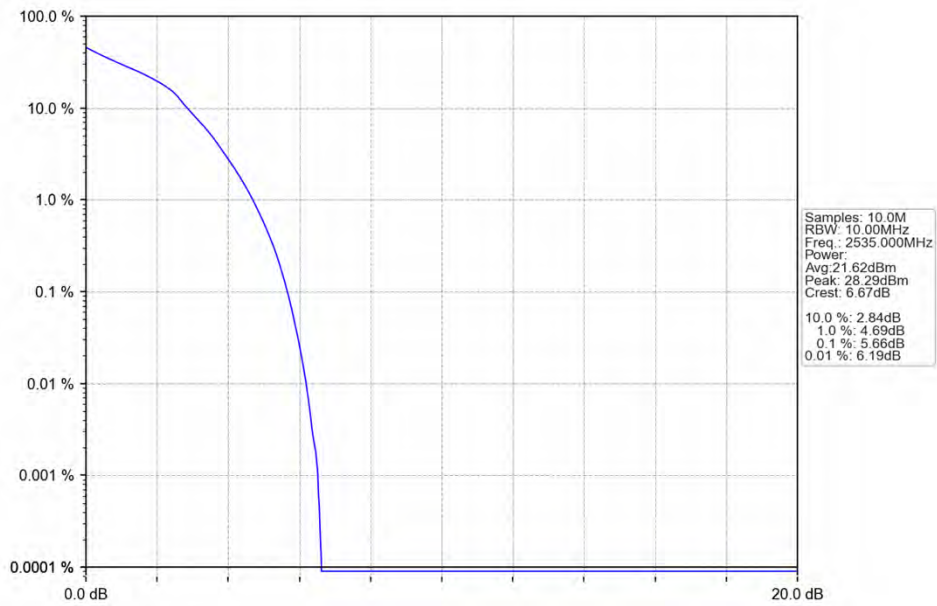
Band7_10MHz_QPSK_HCH_2565MHz_RB_50_0_NTNV



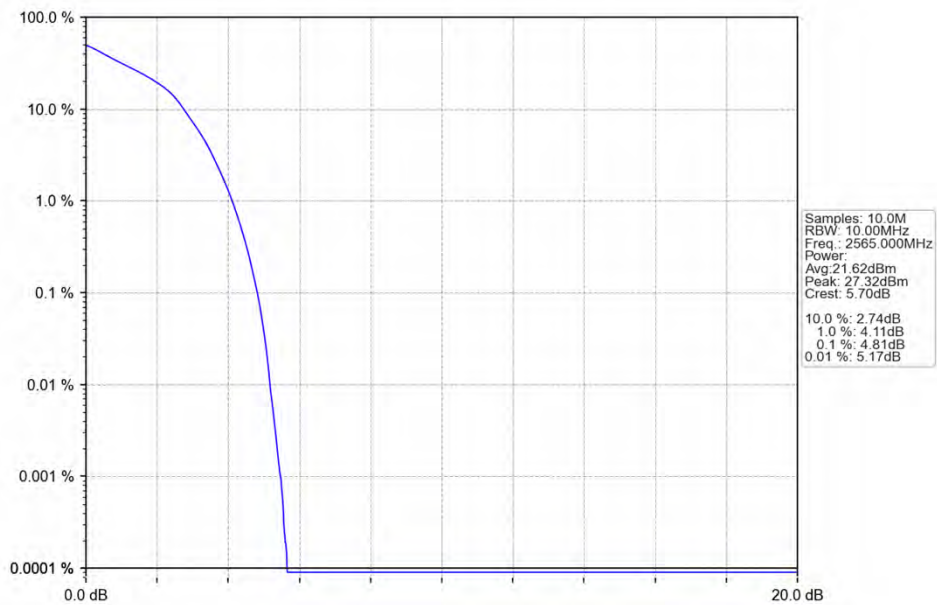
Band7_10MHz_16QAM_LCH_2505MHz_RB_50_0_NTNV



Band7_10MHz_16QAM_MCH_2535MHz_RB_50_0_NTNV



Band7_10MHz_16QAM_HCH_2565MHz_RB_50_0_NTNV

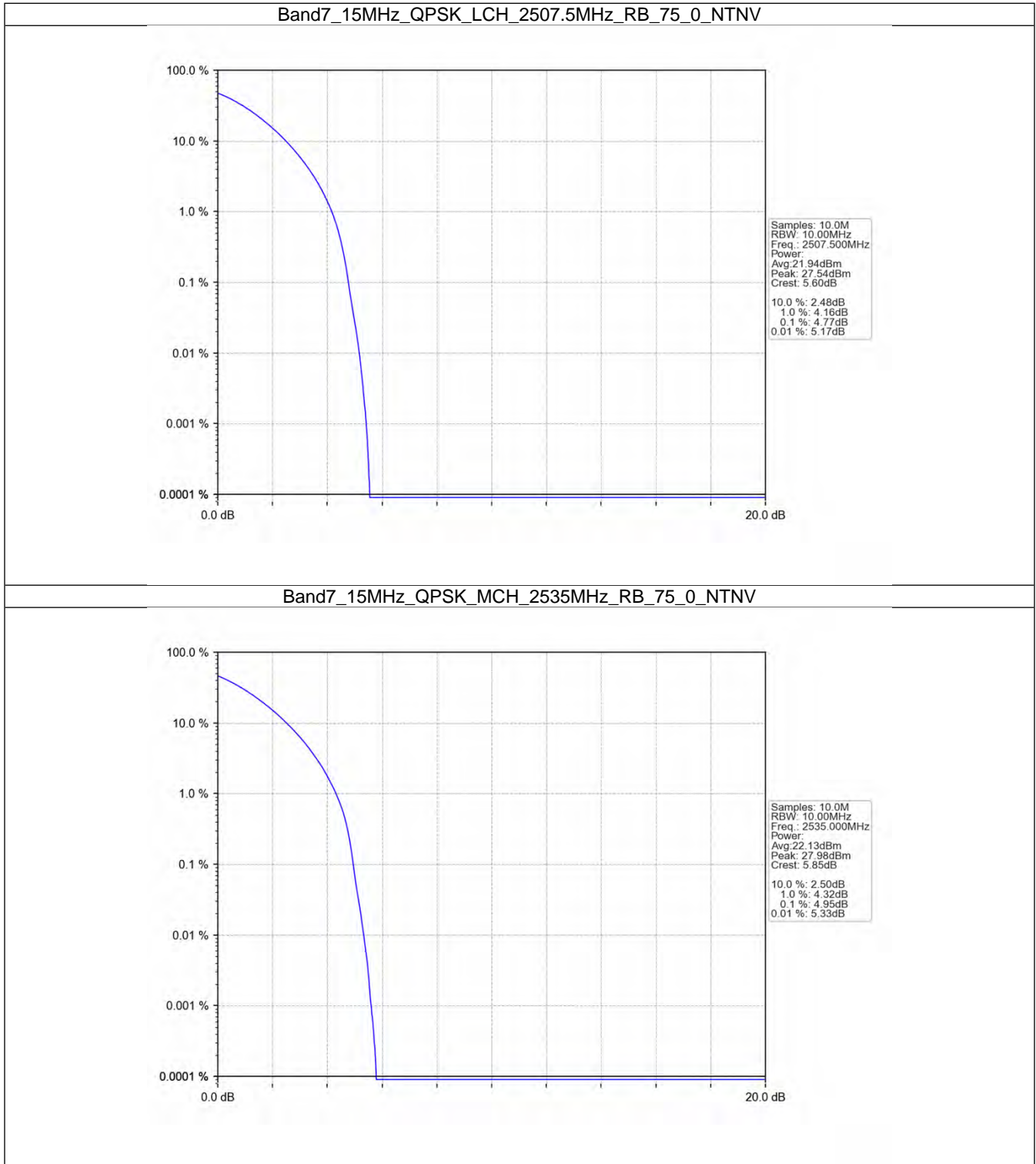


5.3 B7_15MHz

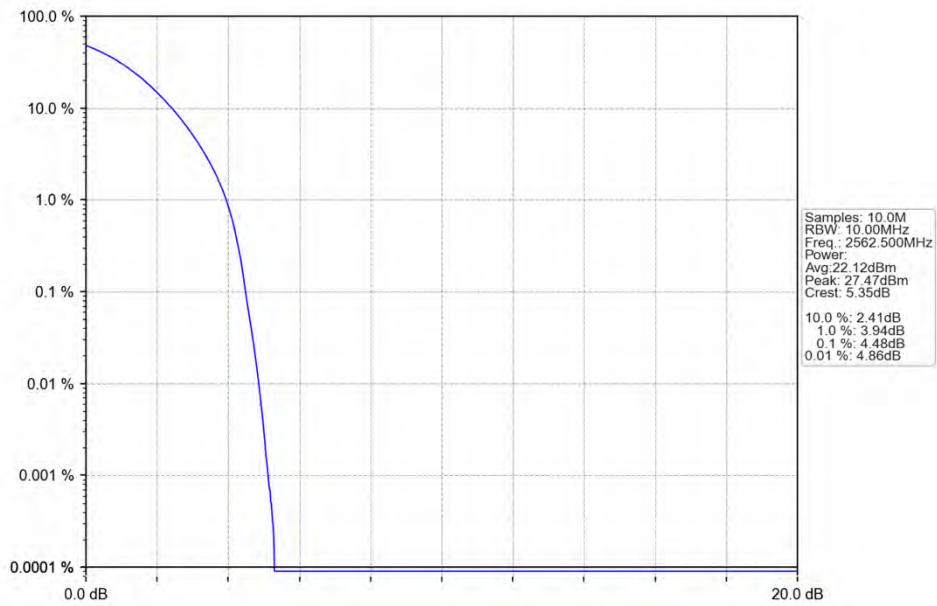
5.3.1 Test Result

Band: 7 / Bandwidth: 15MHz / NTV						
Modulation	Frequency (MHz)	RB Allocation		Peak-Average Ratio (dB)		Verdict
		Size	Offset	Result	Limit	
QPSK	2507.5	75	0	4.77	<=13	Pass
	2535	75	0	4.95	<=13	Pass
	2562.5	75	0	4.48	<=13	Pass
16QAM	2507.5	75	0	5.55	<=13	Pass
	2535	75	0	5.77	<=13	Pass
	2562.5	75	0	5.30	<=13	Pass

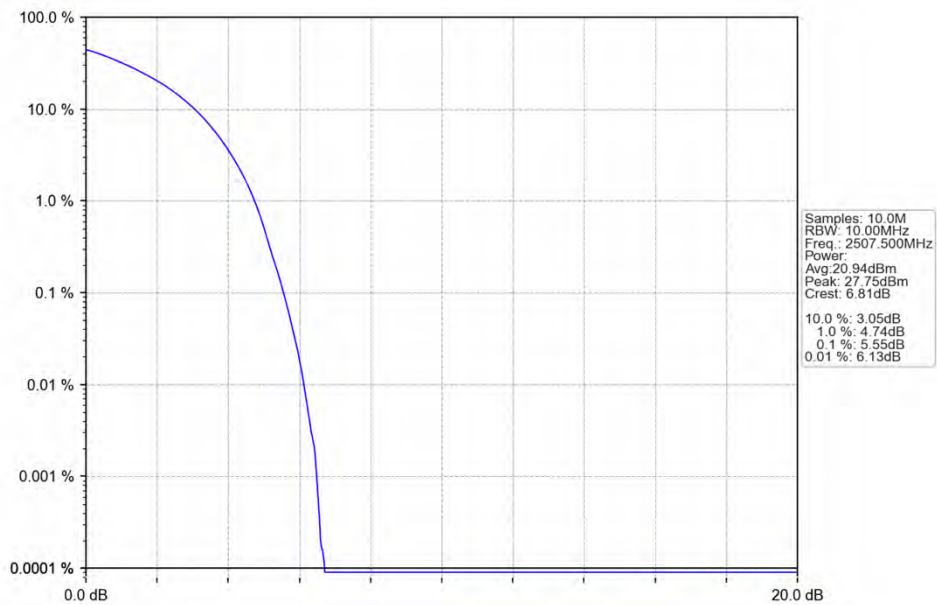
5.3.2 Test Graph



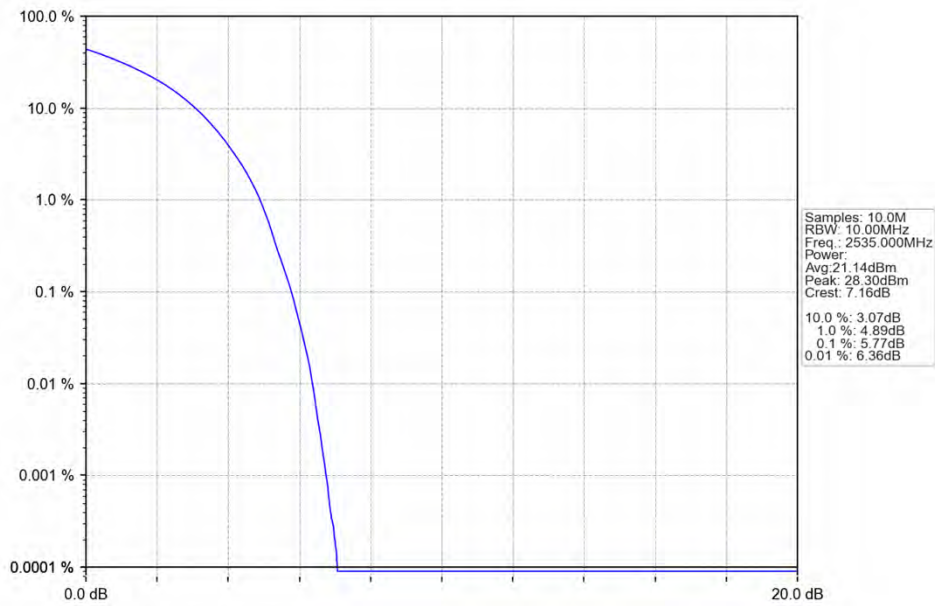
Band7_15MHz_QPSK_HCH_2562.5MHz_RB_75_0_NTNV



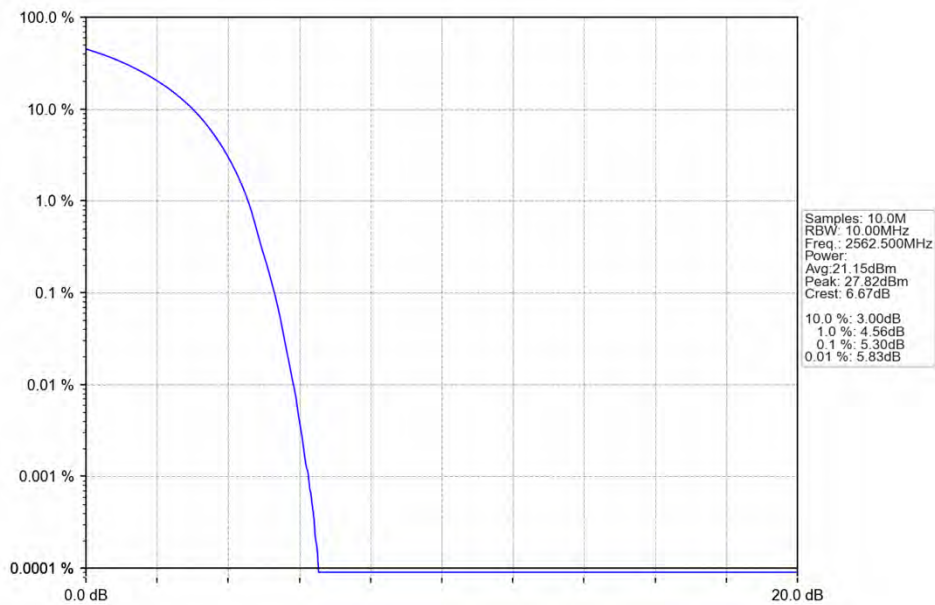
Band7_15MHz_16QAM_LCH_2507.5MHz_RB_75_0_NTNV



Band7_15MHz_16QAM_MCH_2535MHz_RB_75_0_NTNV



Band7_15MHz_16QAM_HCH_2562.5MHz_RB_75_0_NTNV

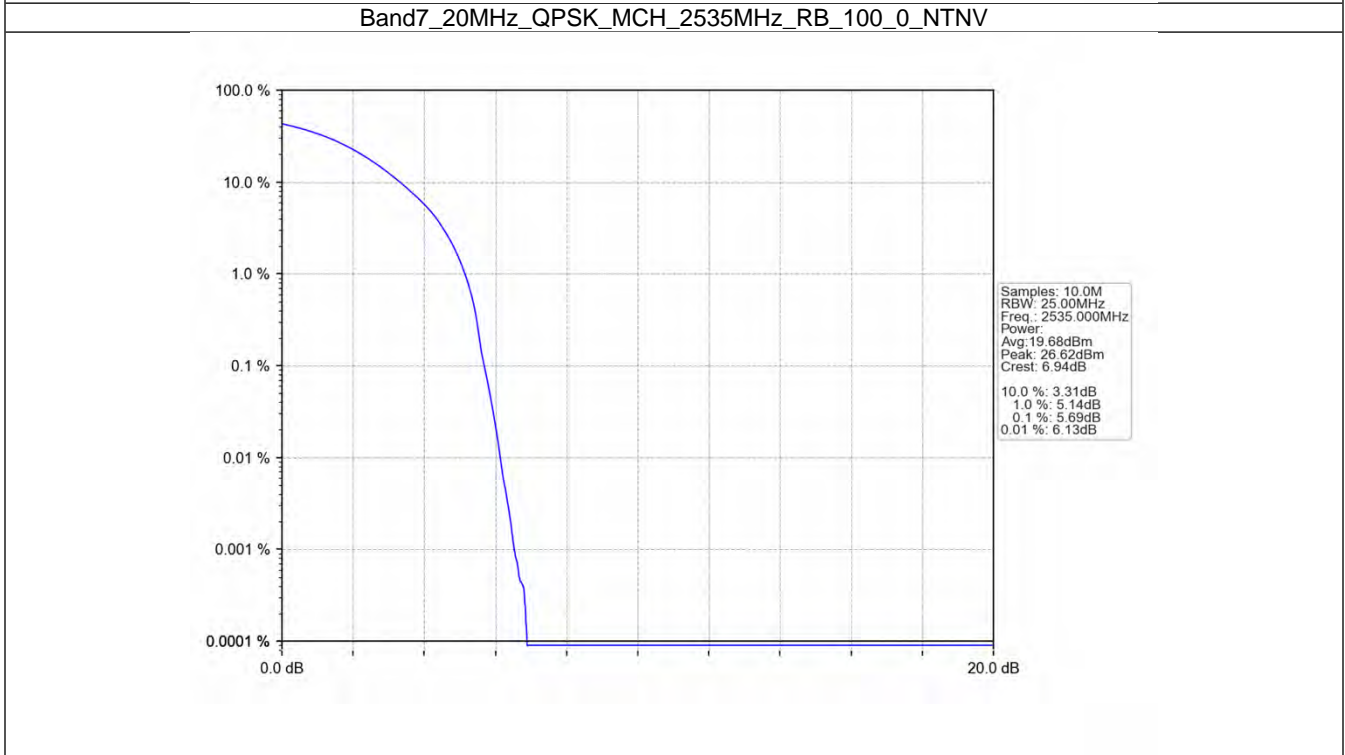
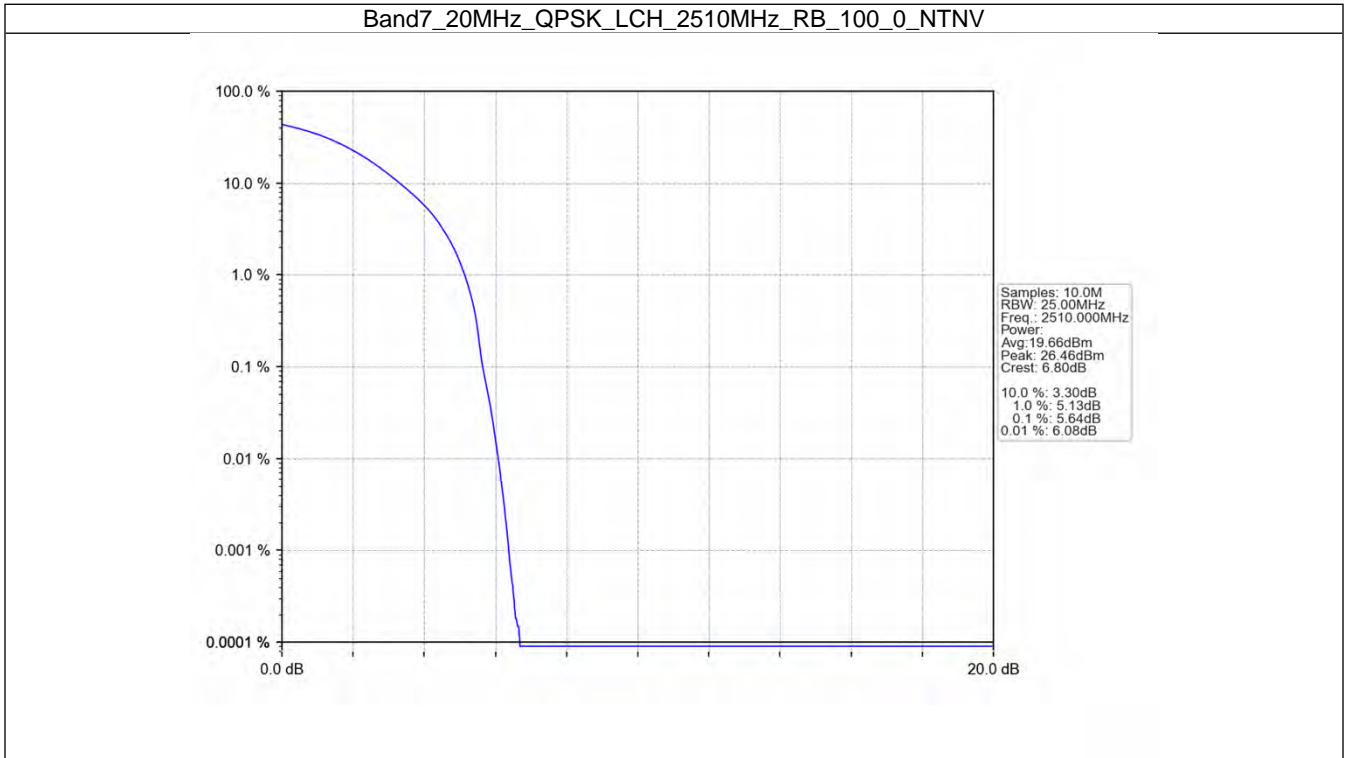


5.4 B7_20MHz

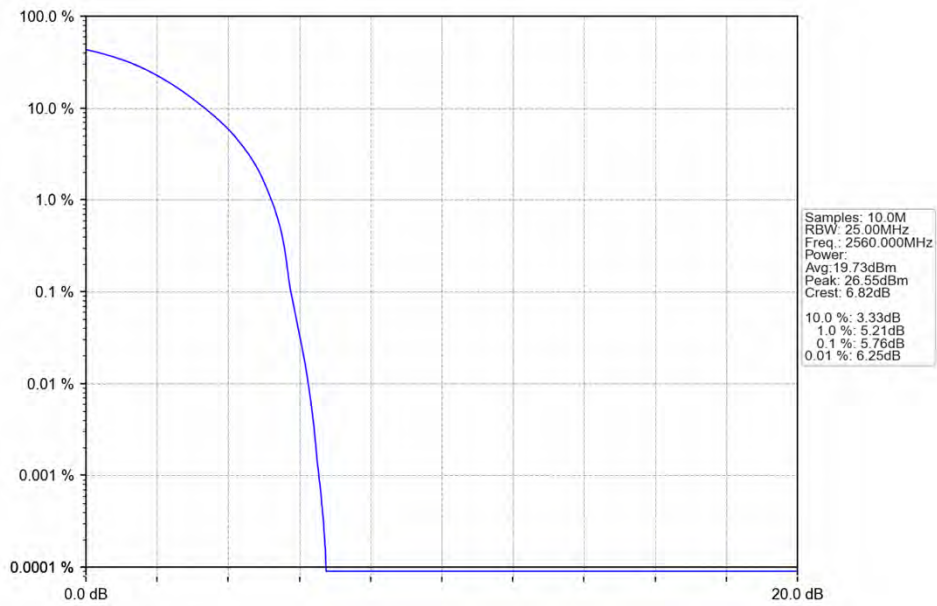
5.4.1 Test Result

Band: 7 / Bandwidth: 20MHz / NTV						
Modulation	Frequency (MHz)	RB Allocation		Peak-Average Ratio (dB)		Verdict
		Size	Offset	Result	Limit	
QPSK	2510	100	0	5.64	<=13	Pass
	2535	100	0	5.69	<=13	Pass
	2560	100	0	5.76	<=13	Pass
16QAM	2510	100	0	6.62	<=13	Pass
	2535	100	0	6.71	<=13	Pass
	2560	100	0	6.54	<=13	Pass

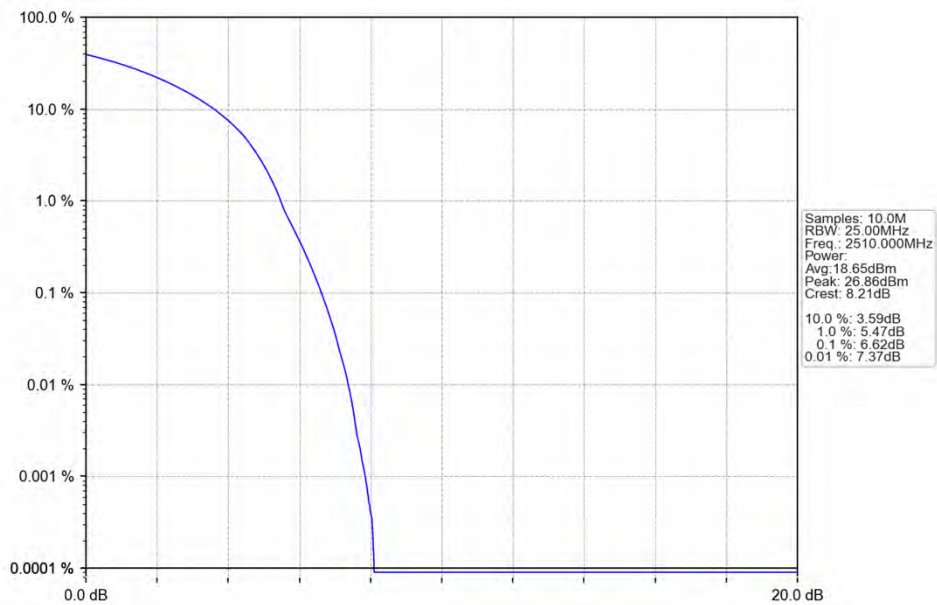
5.4.2 Test Graph



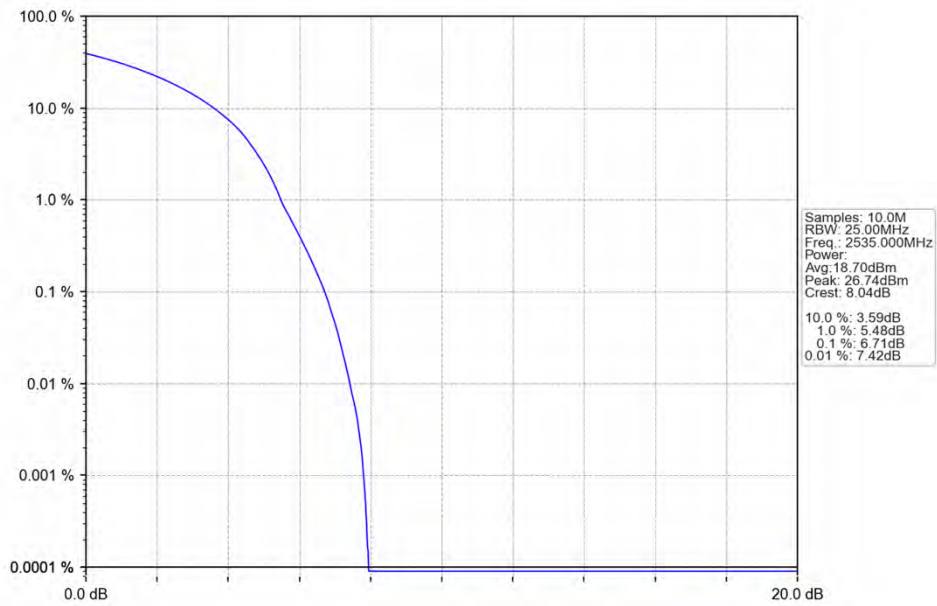
Band7_20MHz_QPSK_HCH_2560MHz_RB_100_0_NTNV



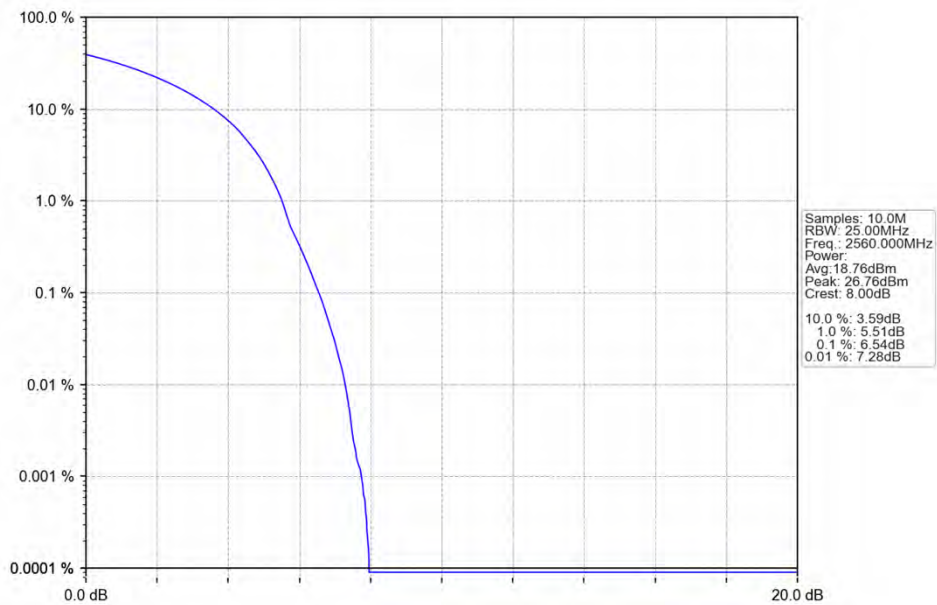
Band7_20MHz_16QAM_LCH_2510MHz_RB_100_0_NTNV



Band7_20MHz_16QAM_MCH_2535MHz_RB_100_0_NTNV



Band7_20MHz_16QAM_HCH_2560MHz_RB_100_0_NTNV



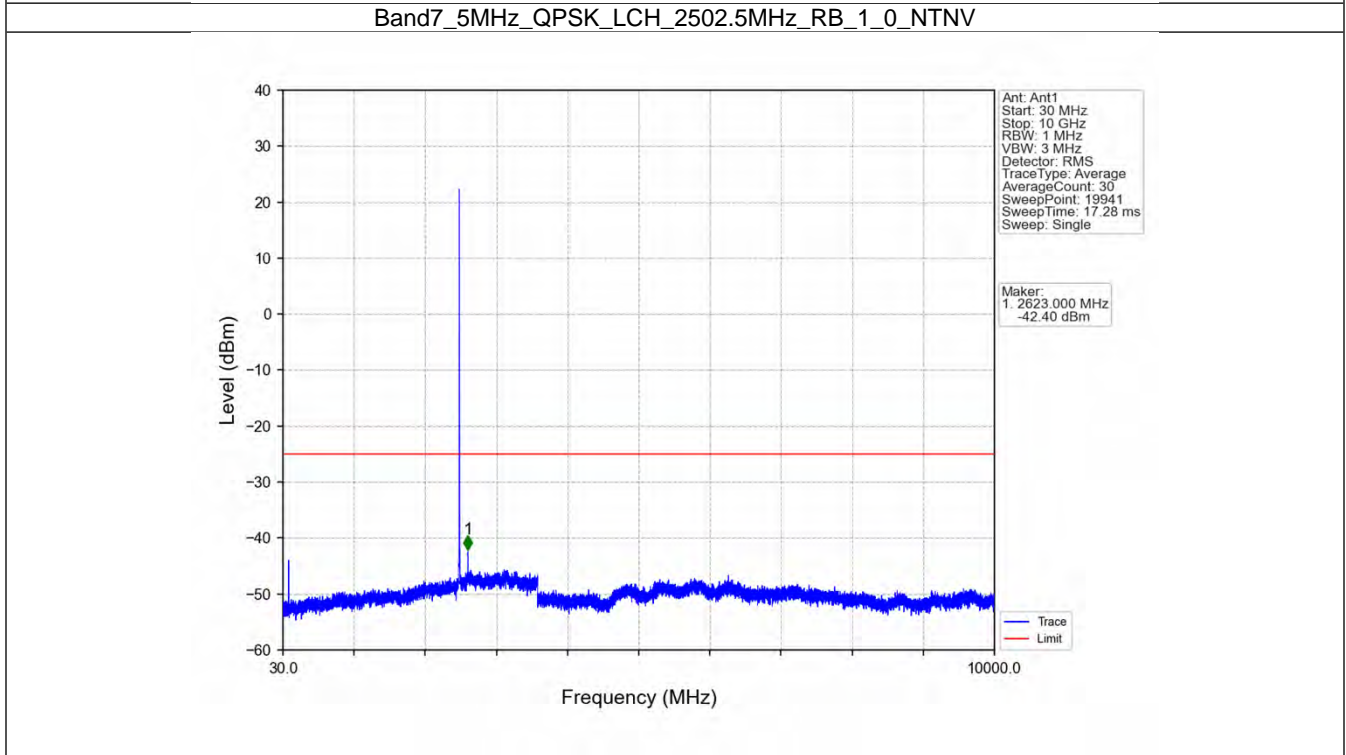
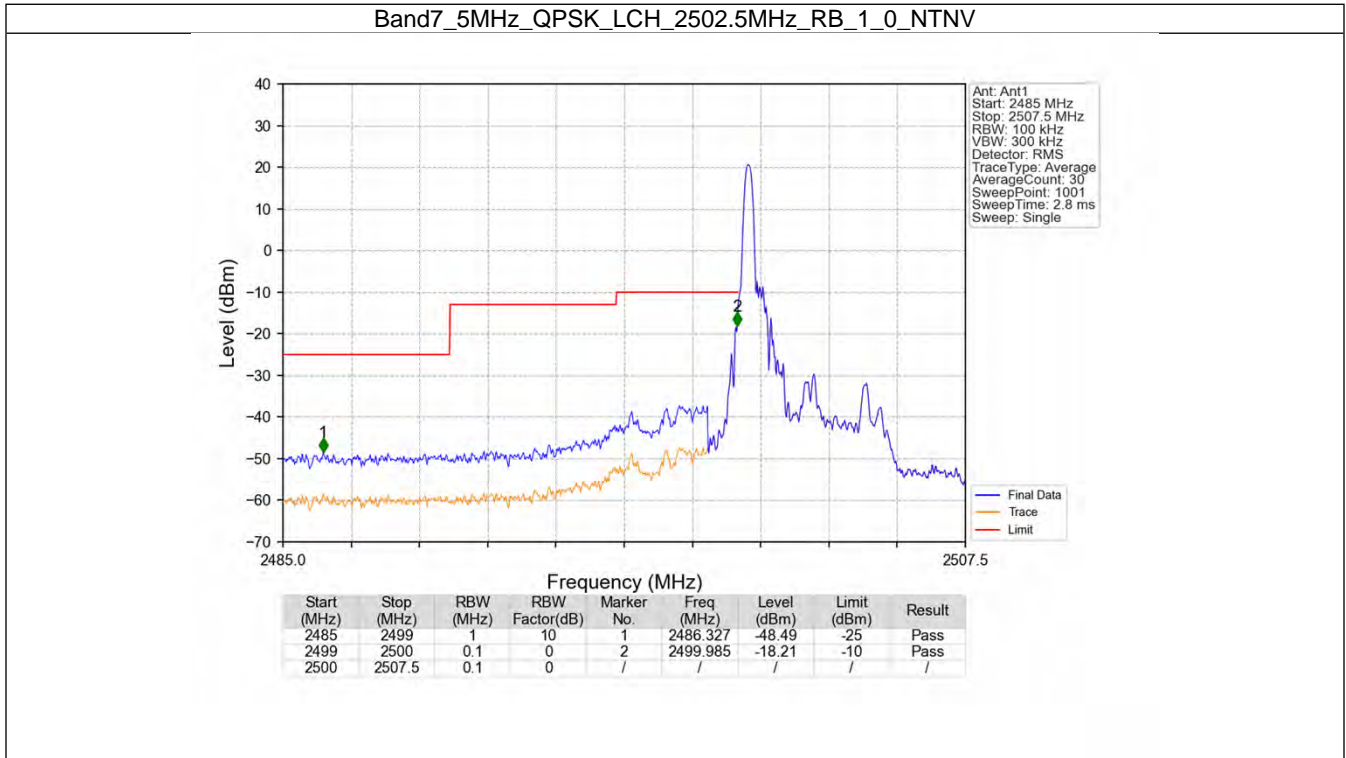
6. Spurious Emission

6.1 B7_5MHz

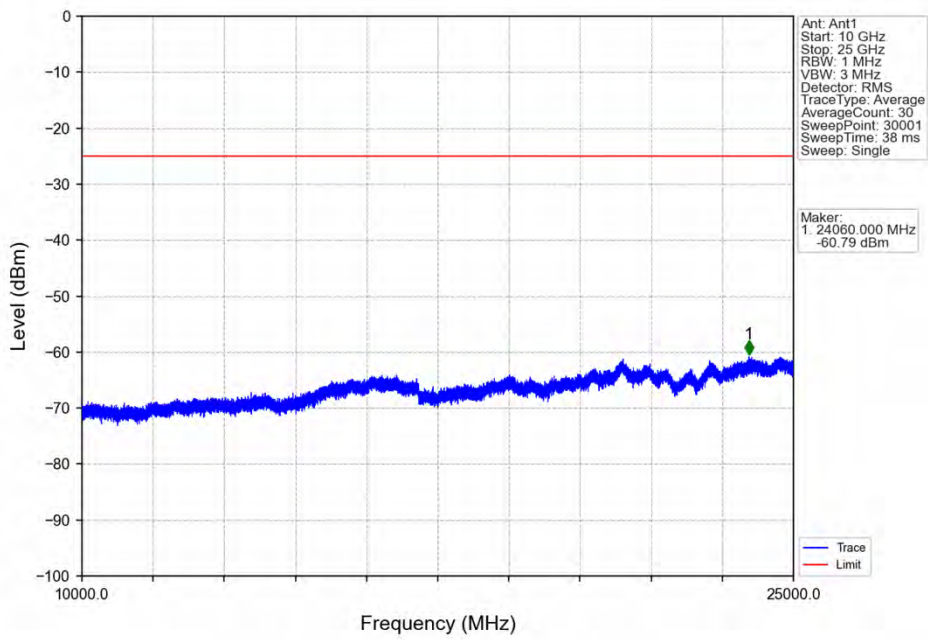
6.1.1 Test Result

Band: 7 / Bandwidth: 5MHz / NTN						
Modulation	Frequency (MHz)	RB Allocation		Spurious Emission		Verdict
		Size	Offset	Result	Limit	
QPSK	2502.5	1	0	Refer To Test Graph		Pass
		25	0	Refer To Test Graph		Pass
	2535	1	0	Refer To Test Graph		Pass
	2567.5	1	0	Refer To Test Graph		Pass
			24	Refer To Test Graph		Pass
		25	0	Refer To Test Graph		Pass
16QAM	2502.5	1	0	Refer To Test Graph		Pass
		25	0	Refer To Test Graph		Pass
	2535	1	0	Refer To Test Graph		Pass
	2567.5	1	0	Refer To Test Graph		Pass
			24	Refer To Test Graph		Pass
		25	0	Refer To Test Graph		Pass

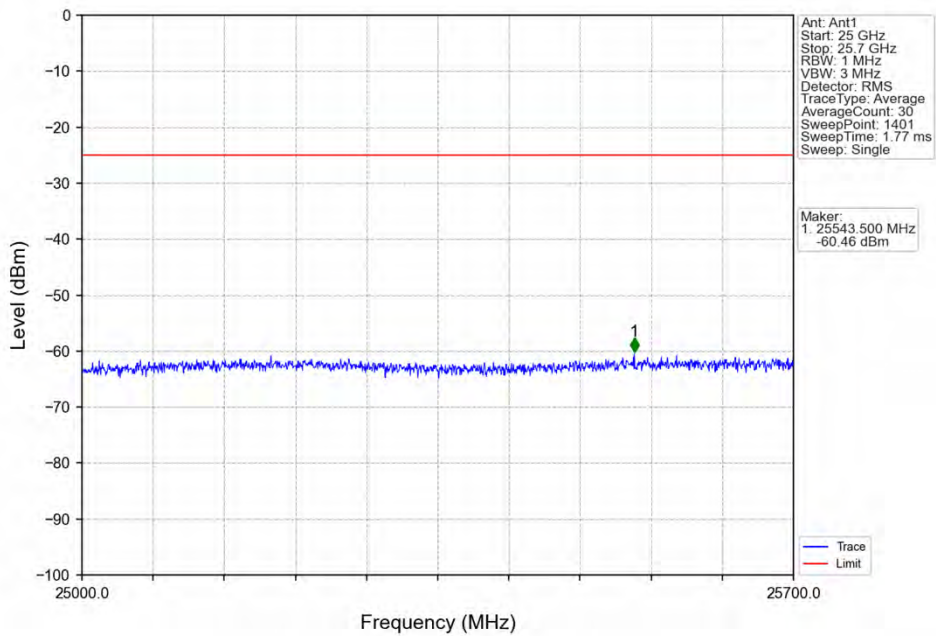
6.1.2 Test Graph



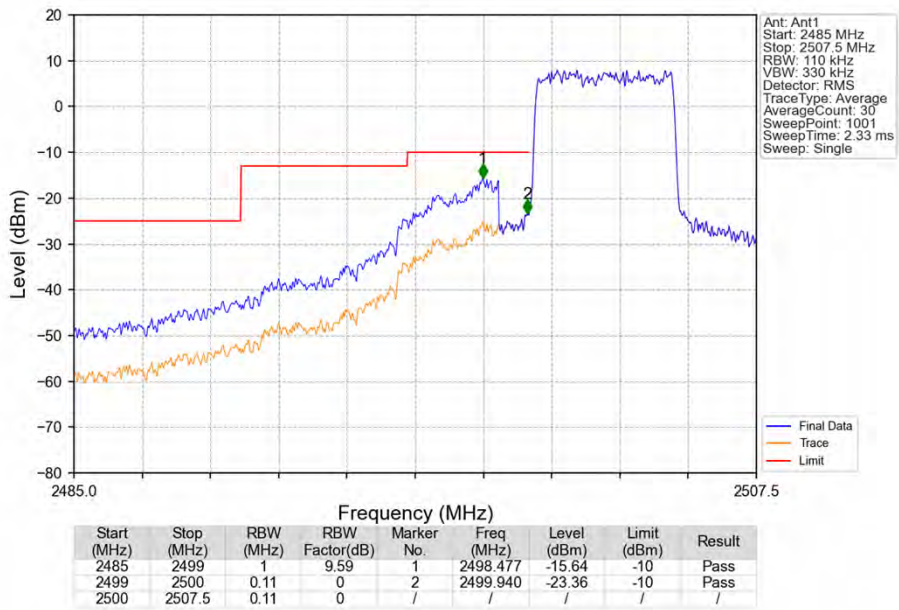
Band7_5MHz_QPSK_LCH_2502.5MHz_RB_1_0_NTNV



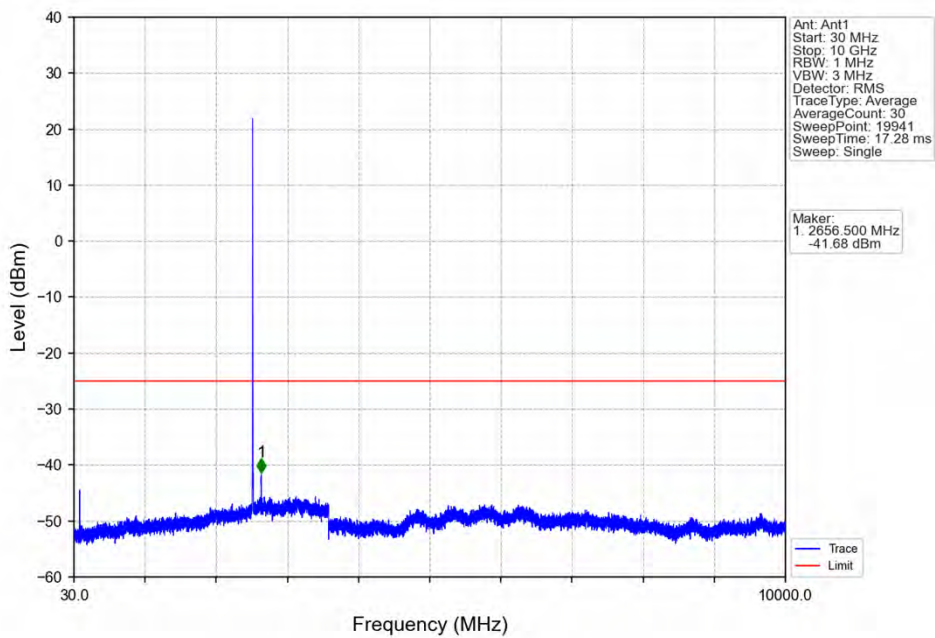
Band7_5MHz_QPSK_LCH_2502.5MHz_RB_1_0_NTNV



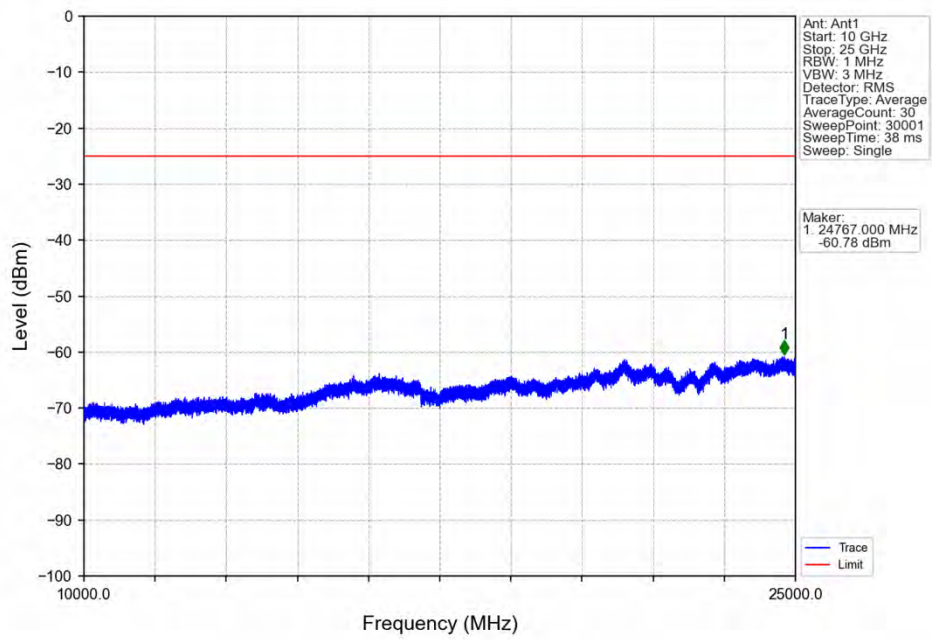
Band7_5MHz_QPSK_LCH_2502.5MHz_RB_25_0_NTNV



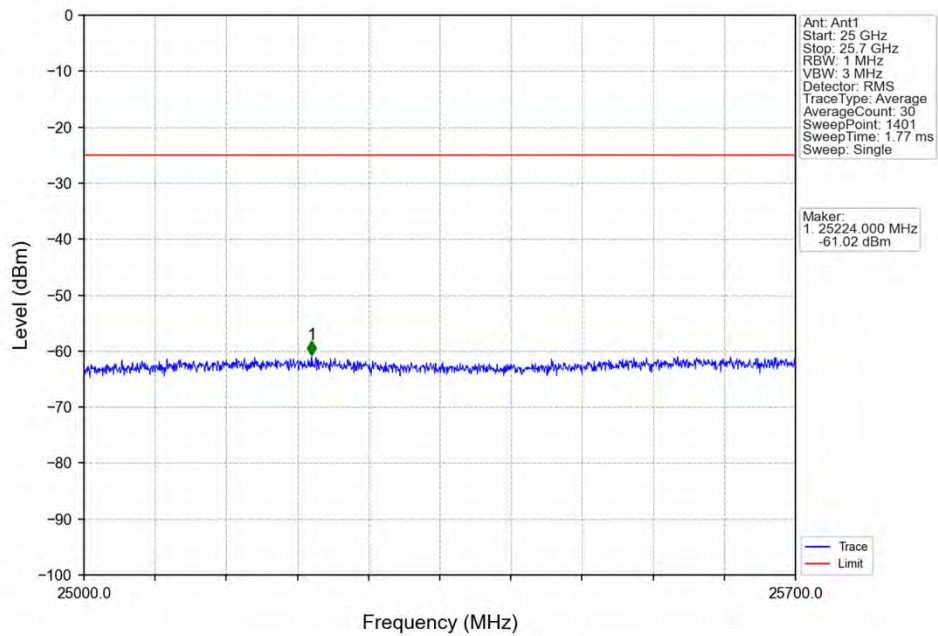
Band7_5MHz_QPSK_MCH_2535MHz_RB_1_0_NTNV



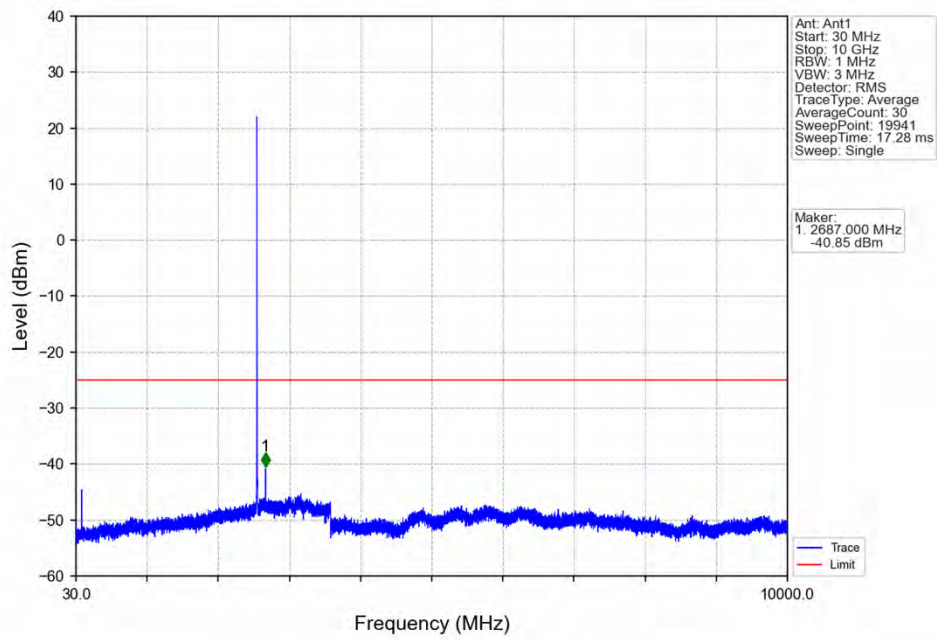
Band7_5MHz_QPSK_MCH_2535MHz_RB_1_0_NTNV



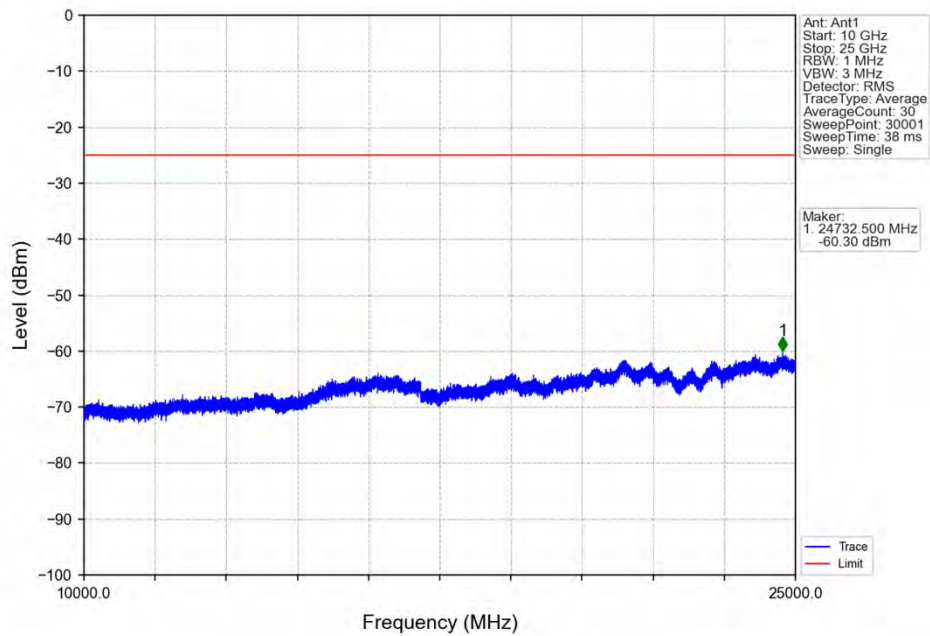
Band7_5MHz_QPSK_MCH_2535MHz_RB_1_0_NTNV



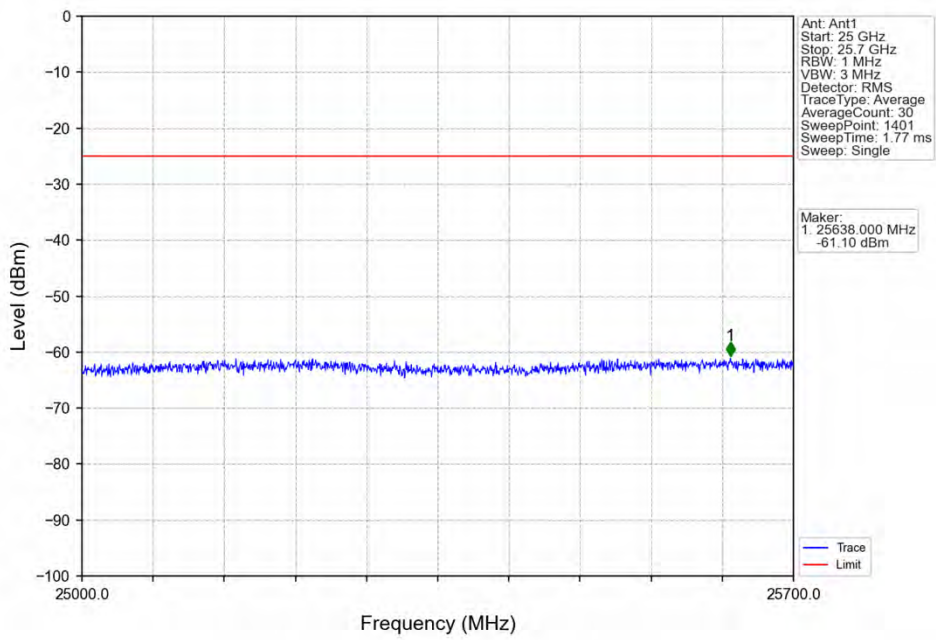
Band7_5MHz_QPSK_HCH_2567.5MHz_RB_1_0_NTNV



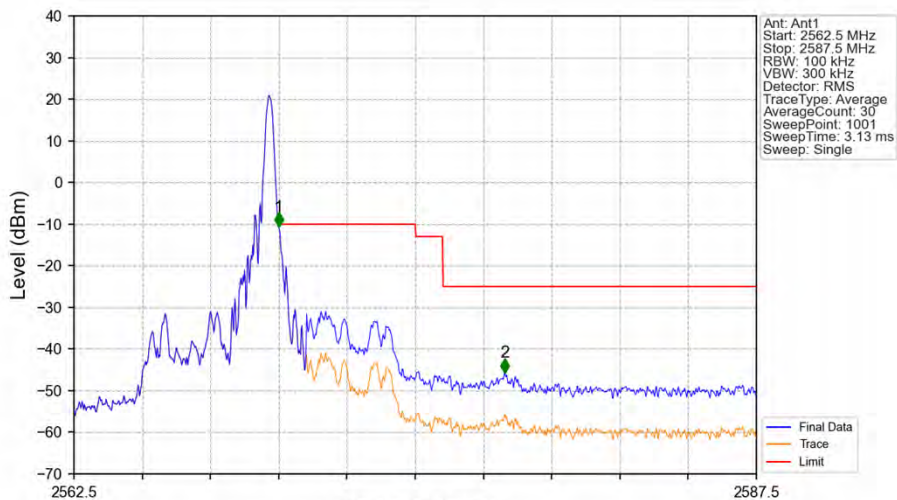
Band7_5MHz_QPSK_HCH_2567.5MHz_RB_1_0_NTNV



Band7_5MHz_QPSK_HCH_2567.5MHz_RB_1_0_NTNV

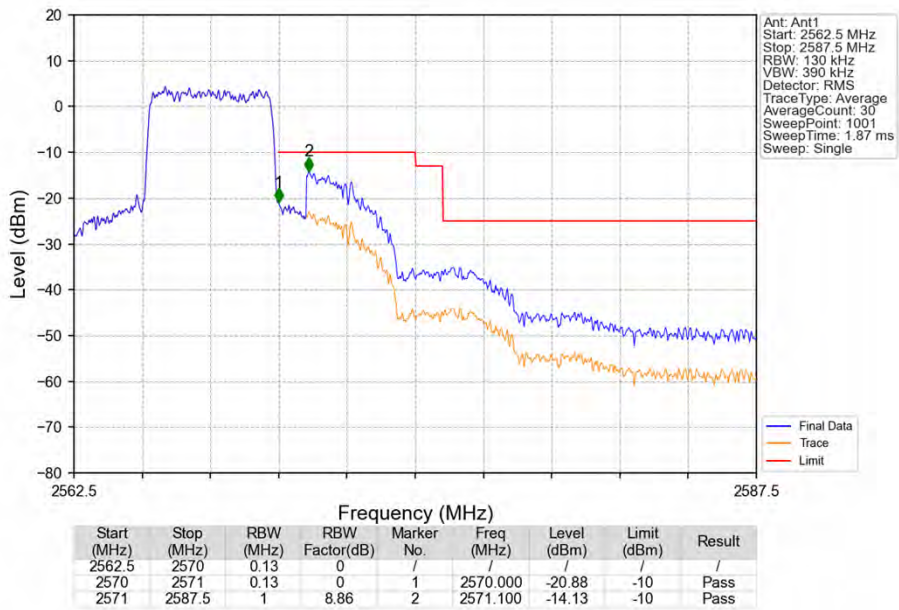


Band7_5MHz_QPSK_HCH_2567.5MHz_RB_1_24_NTNV

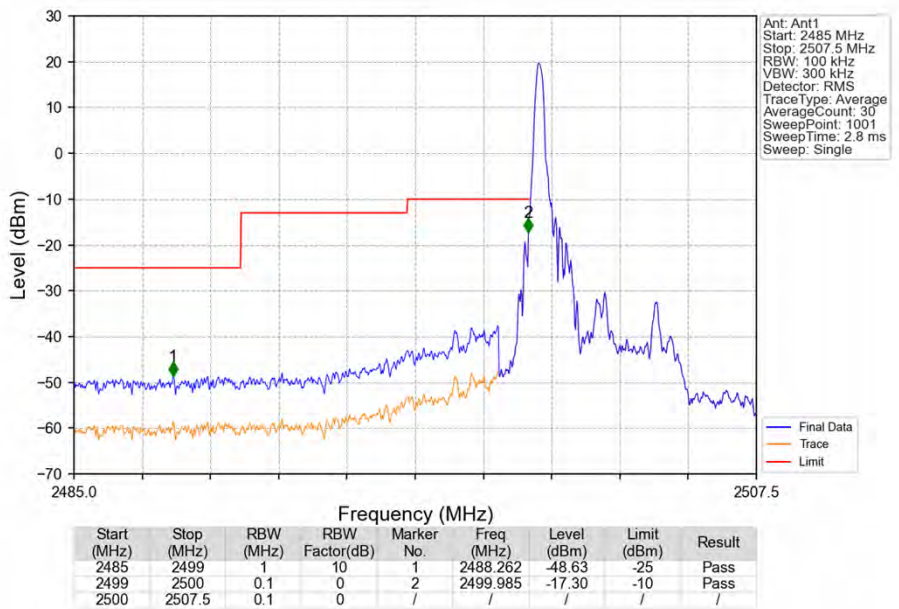


Start (MHz)	Stop (MHz)	RBW (MHz)	RBW Factor(dB)	Marker No.	Freq (MHz)	Level (dBm)	Limit (dBm)	Result
2562.5	2570	0.1	0	1	2570.000	-10.71	-10	Pass
2570	2571	0.1	0	2	2578.275	-45.66	-25	Pass

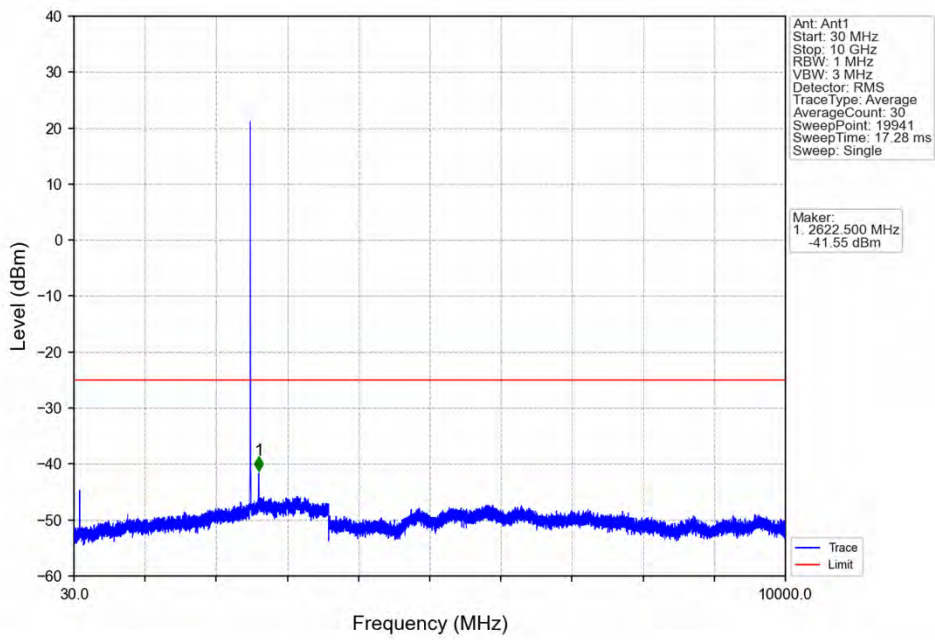
Band7_5MHz_QPSK_HCH_2567.5MHz_RB_25_0_NTNV



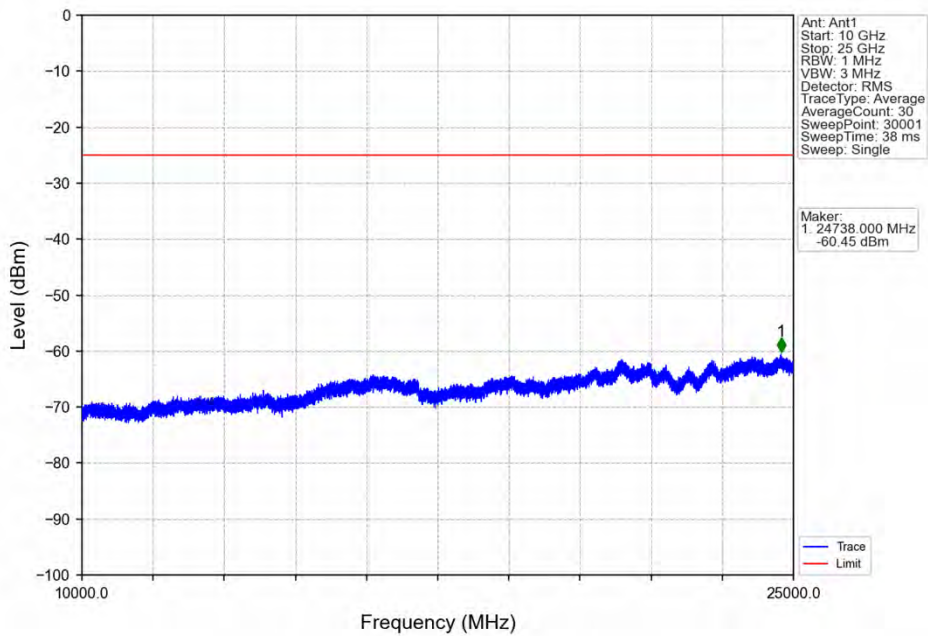
Band7_5MHz_16QAM_LCH_2502.5MHz_RB_1_0_NTNV



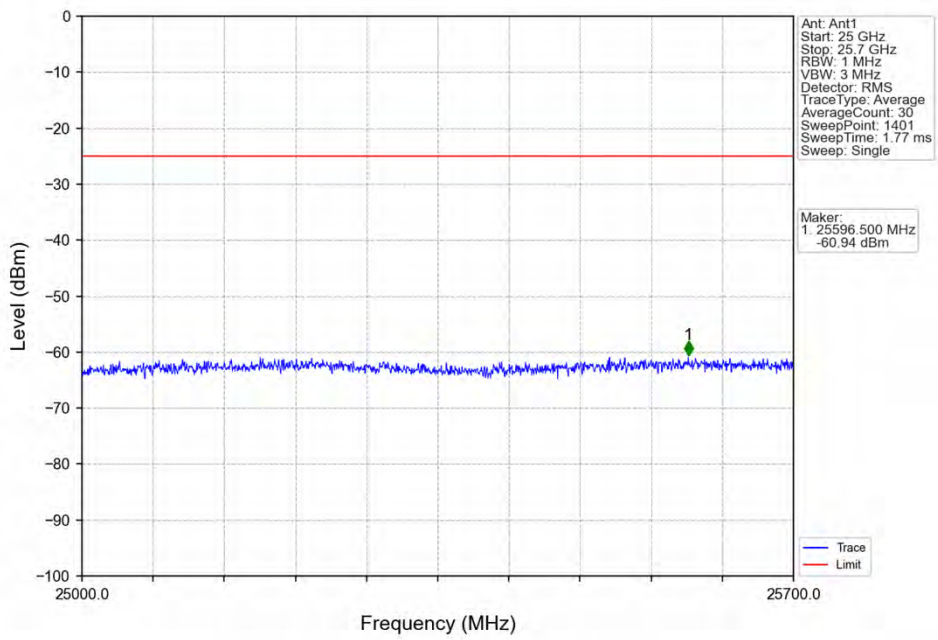
Band7_5MHz_16QAM_LCH_2502.5MHz_RB_1_0_NTNV



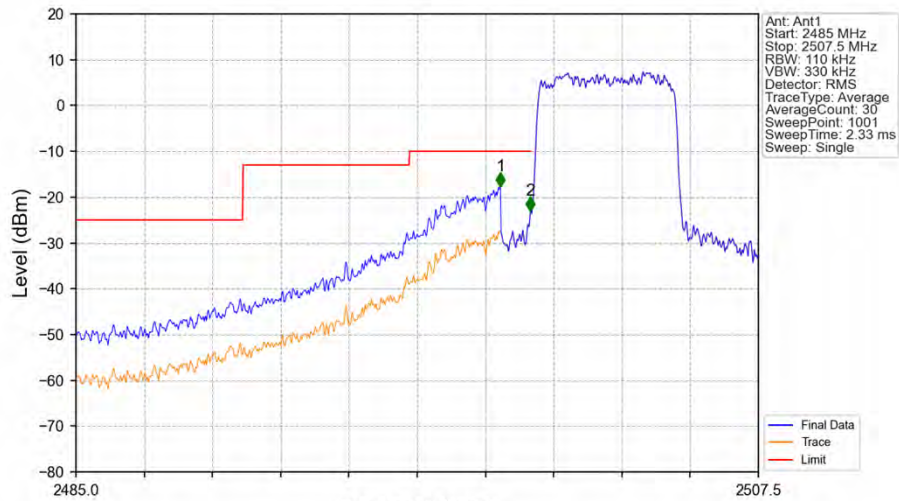
Band7_5MHz_16QAM_LCH_2502.5MHz_RB_1_0_NTNV



Band7_5MHz_16QAM_LCH_2502.5MHz_RB_1_0_NTNV

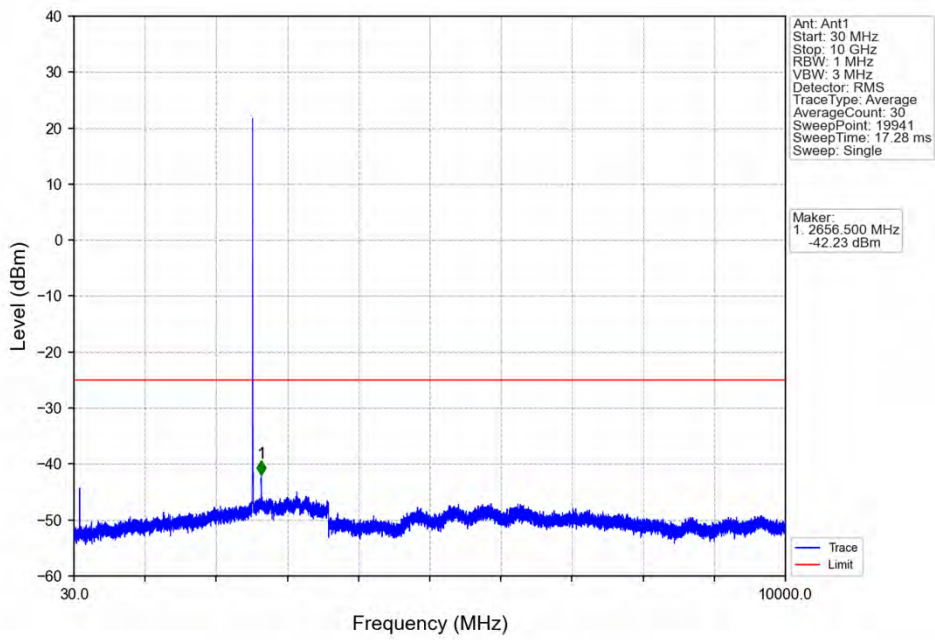


Band7_5MHz_16QAM_LCH_2502.5MHz_RB_25_0_NTNV

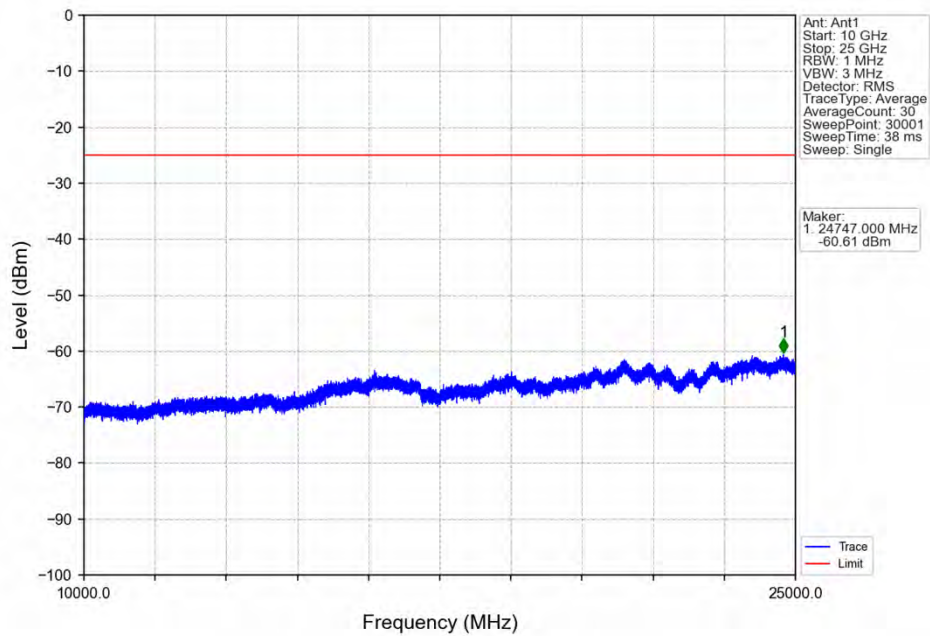


Start (MHz)	Stop (MHz)	RBW (MHz)	RBW Factor (dB)	Marker No.	Freq (MHz)	Level (dBm)	Limit (dBm)	Result
2485	2499	1	9.59	1	2498.995	-17.68	-10	Pass
2499	2500	0.11	0	2	2499.985	-22.95	-10	Pass
2500	2507.5	0.11	0	/	/	/	/	/

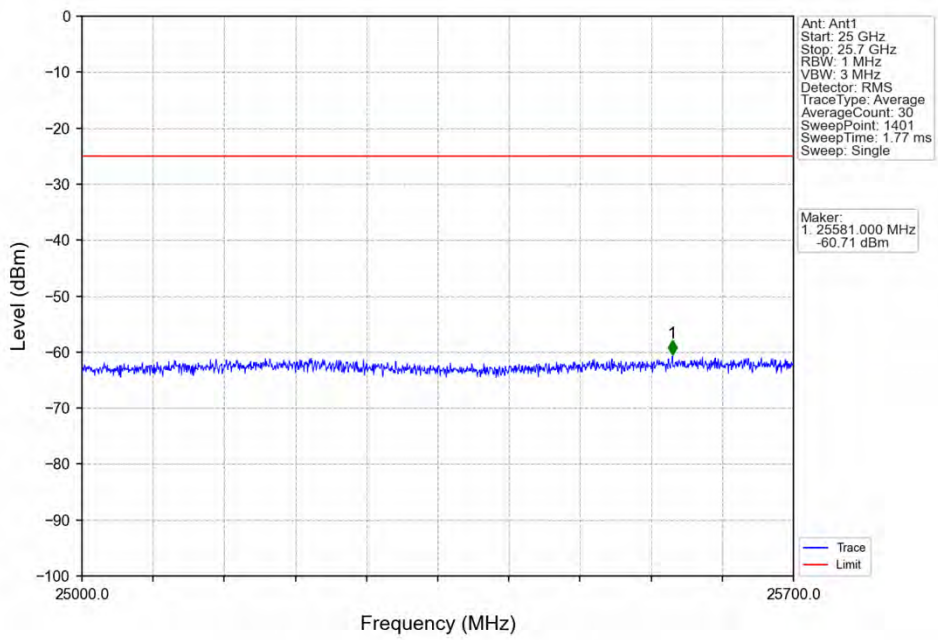
Band7_5MHz_16QAM_MCH_2535MHz_RB_1_0_NTNV



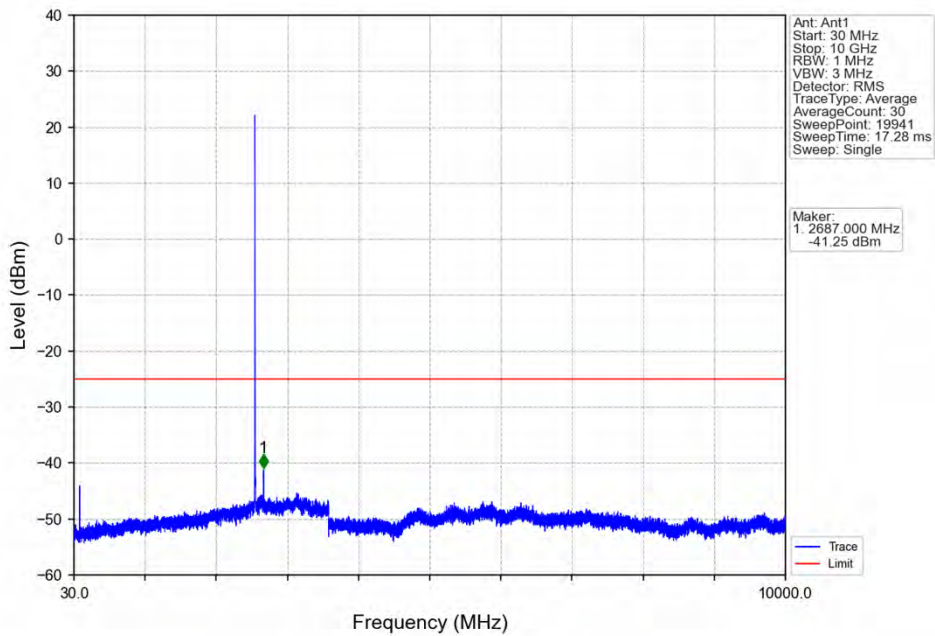
Band7_5MHz_16QAM_MCH_2535MHz_RB_1_0_NTNV



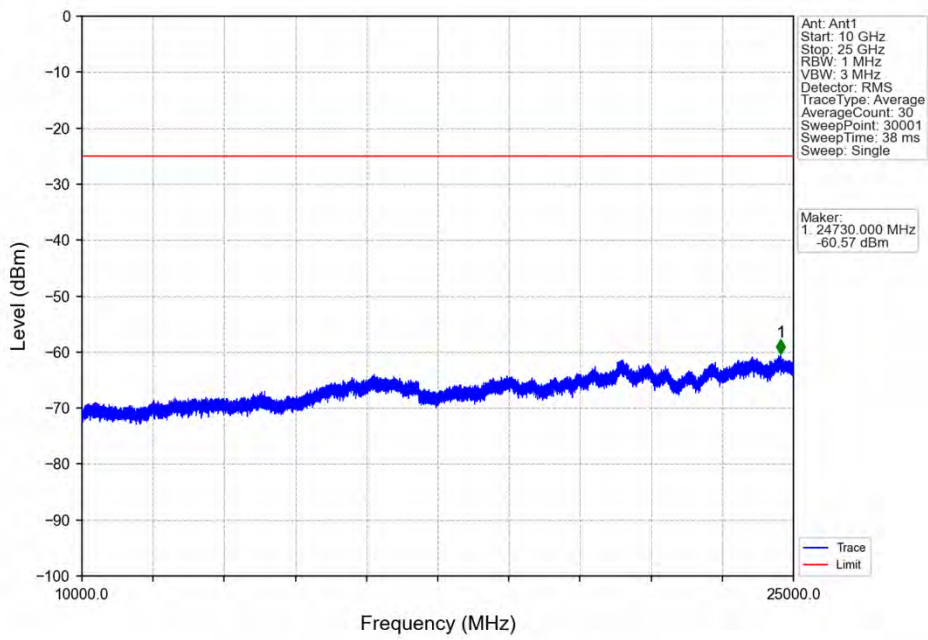
Band7_5MHz_16QAM_MCH_2535MHz_RB_1_0_NTNV



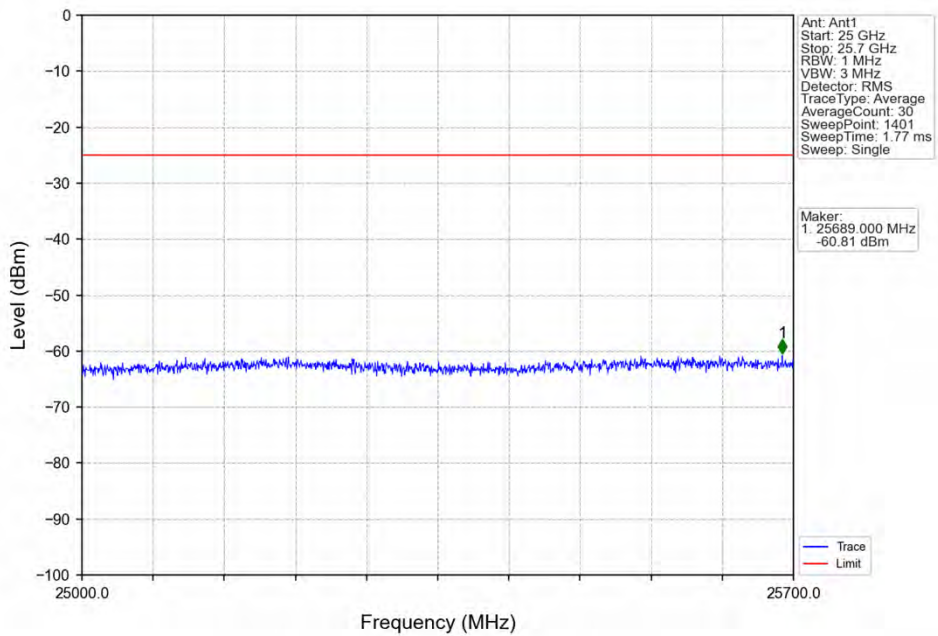
Band7_5MHz_16QAM_HCH_2567.5MHz_RB_1_0_NTNV



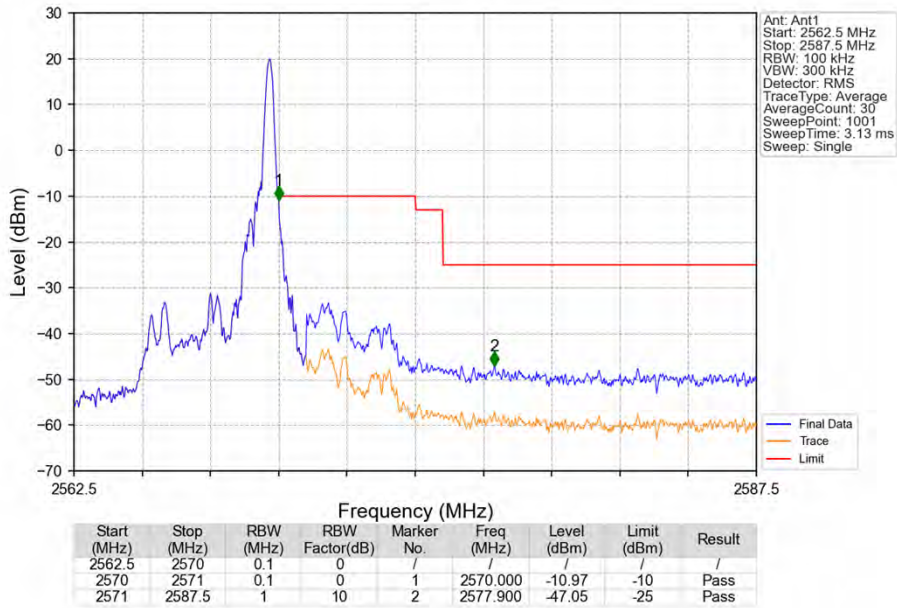
Band7_5MHz_16QAM_HCH_2567.5MHz_RB_1_0_NTNV



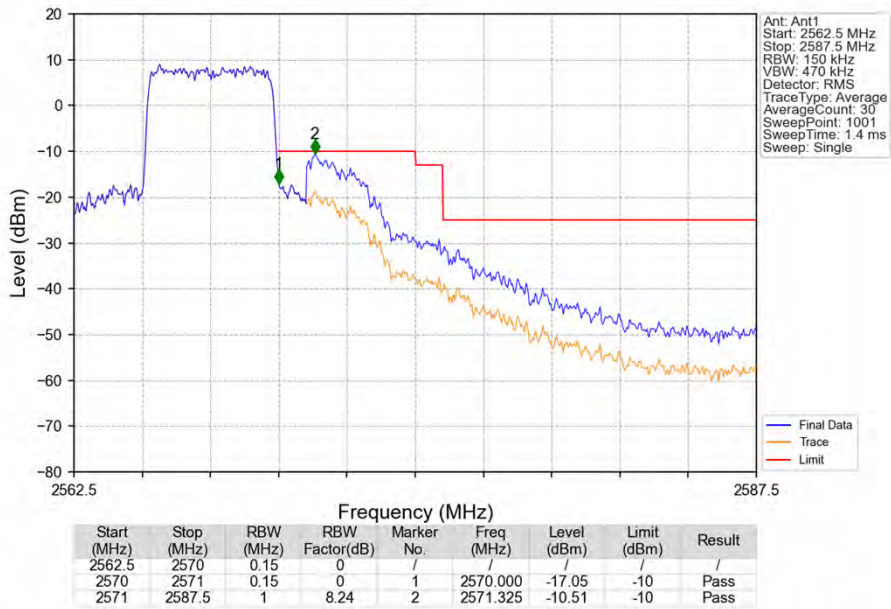
Band7_5MHz_16QAM_HCH_2567.5MHz_RB_1_0_NTNV



Band7_5MHz_16QAM_HCH_2567.5MHz_RB_1_24_NTNV



Band7_5MHz_16QAM_HCH_2567.5MHz_RB_25_0_NTNV

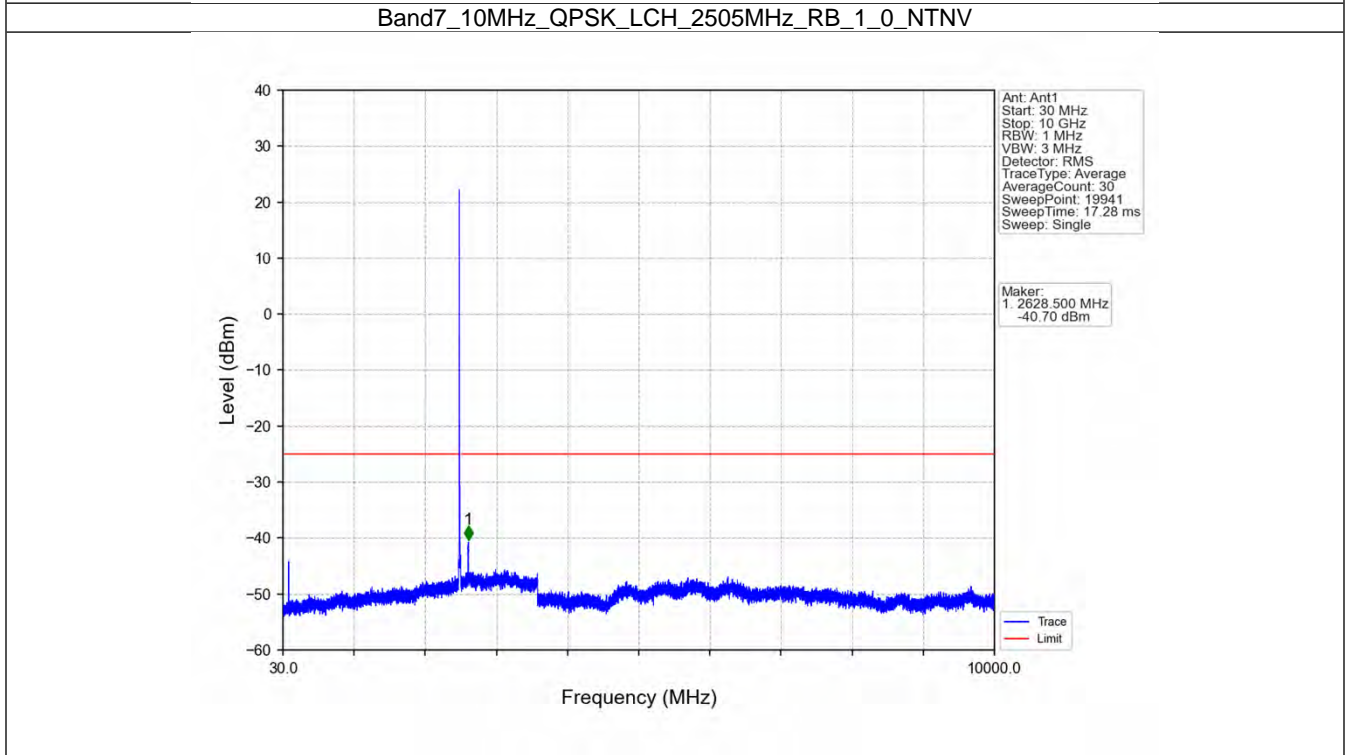
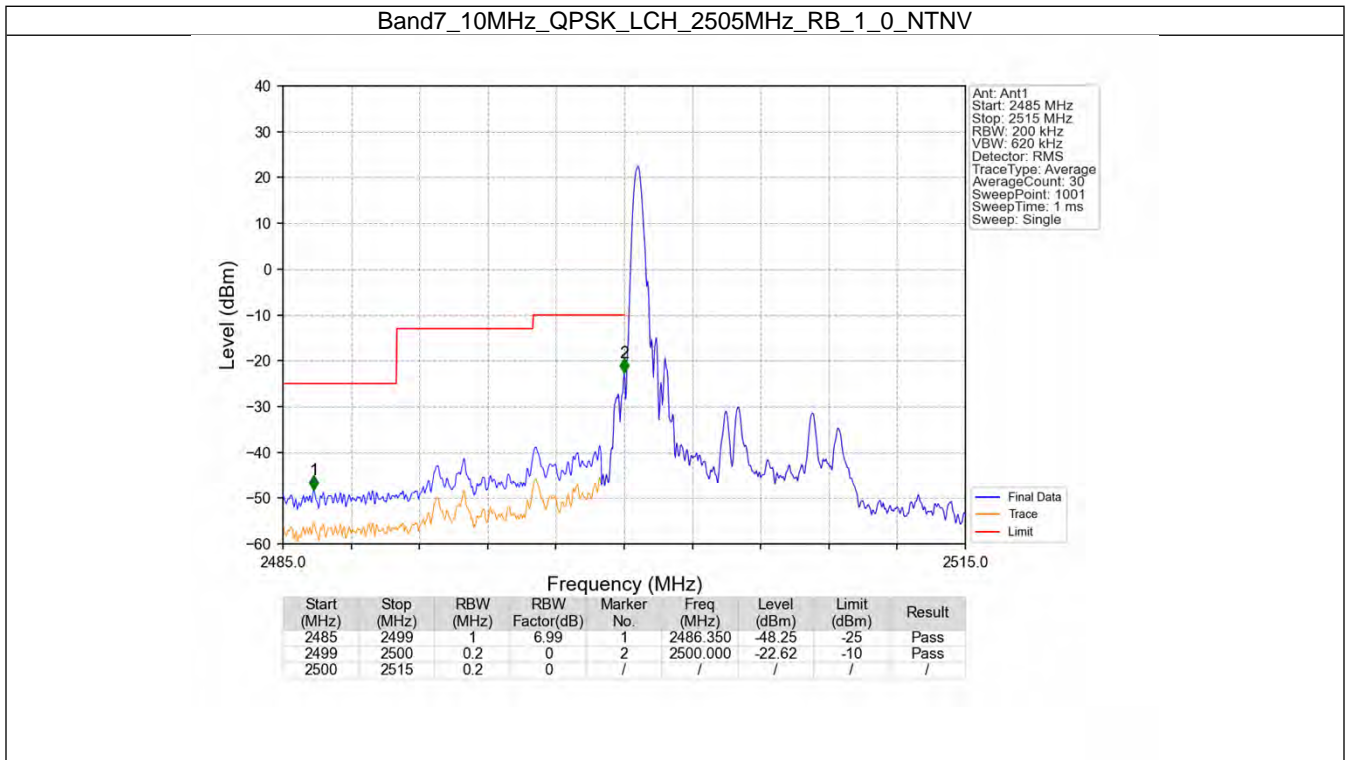


6.2 B7_10MHz

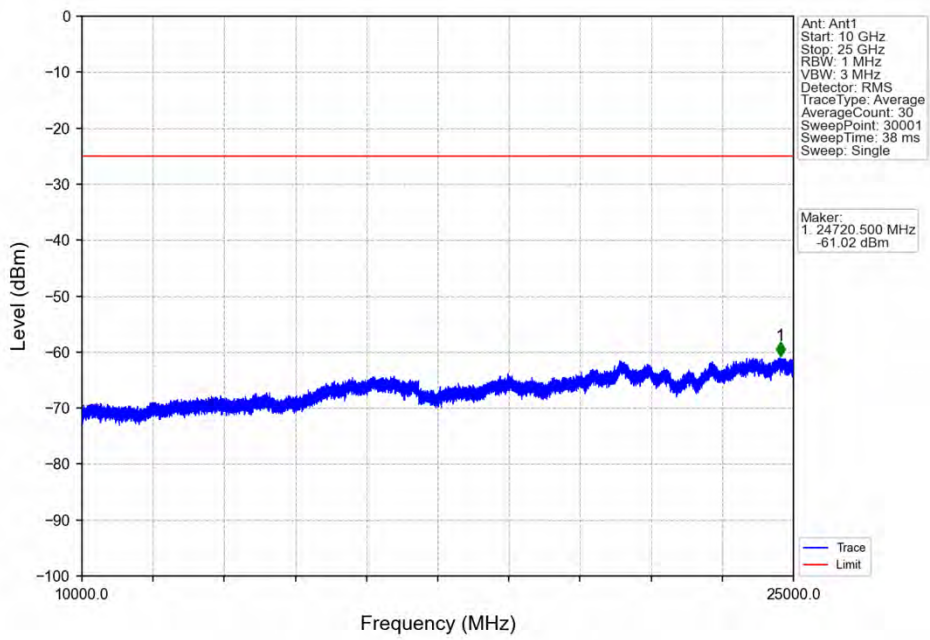
6.2.1 Test Result

Band: 7 / Bandwidth: 10MHz / NTV						
Modulation	Frequency (MHz)	RB Allocation		Spurious Emission		Verdict
		Size	Offset	Result	Limit	
QPSK	2505	1	0	Refer To Test Graph		Pass
		50	0	Refer To Test Graph		Pass
	2535	1	0	Refer To Test Graph		Pass
	2565	1	0	Refer To Test Graph		Pass
			49	Refer To Test Graph		Pass
		50	0	Refer To Test Graph		Pass
16QAM	2505	1	0	Refer To Test Graph		Pass
		50	0	Refer To Test Graph		Pass
	2535	1	0	Refer To Test Graph		Pass
	2565	1	0	Refer To Test Graph		Pass
			49	Refer To Test Graph		Pass
		50	0	Refer To Test Graph		Pass

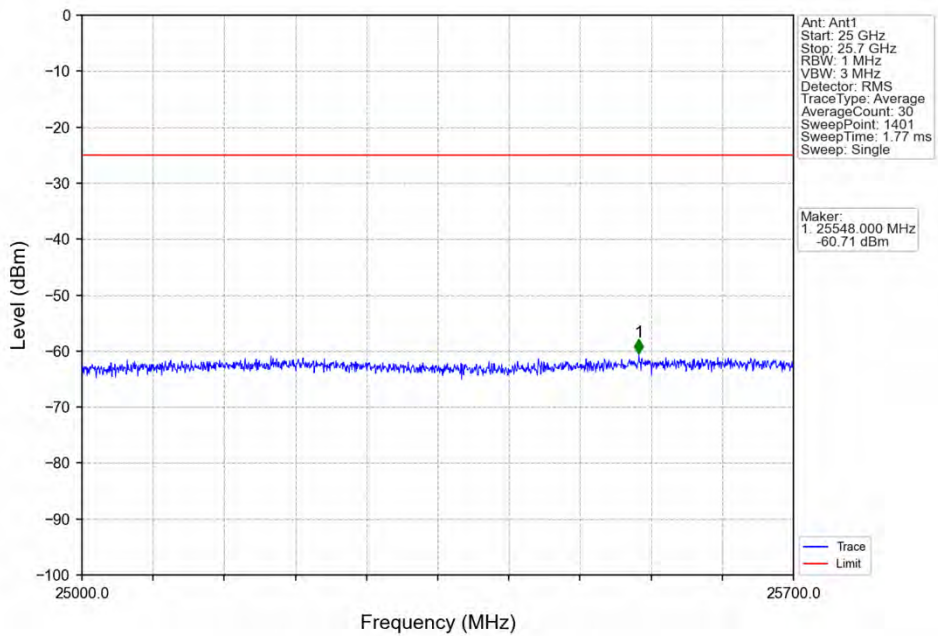
6.2.2 Test Graph



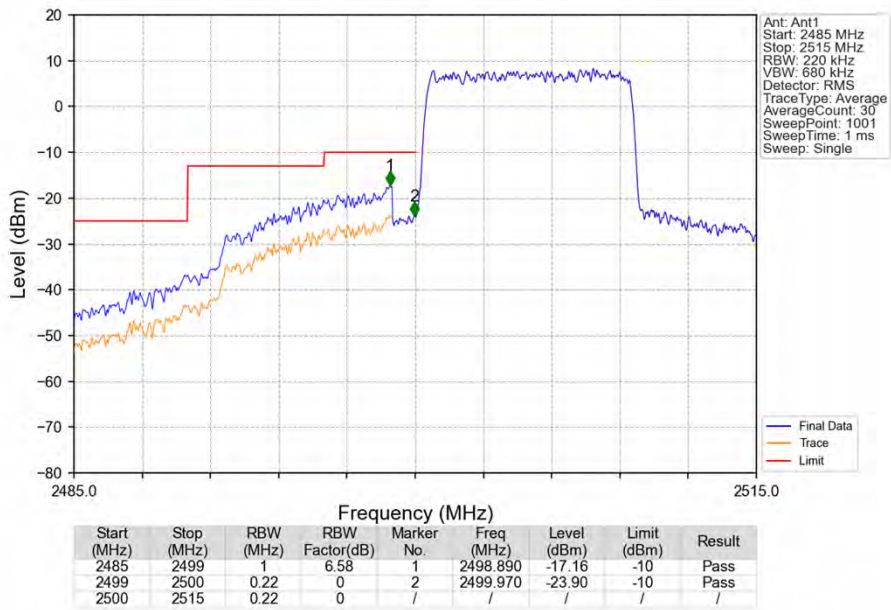
Band7_10MHz_QPSK_LCH_2505MHz_RB_1_0_NTNV



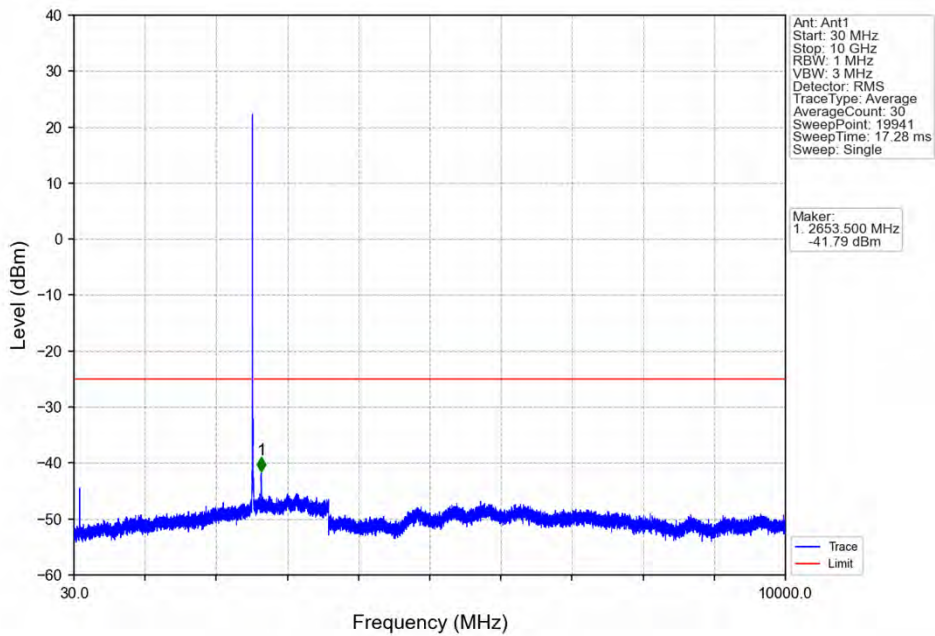
Band7_10MHz_QPSK_LCH_2505MHz_RB_1_0_NTNV



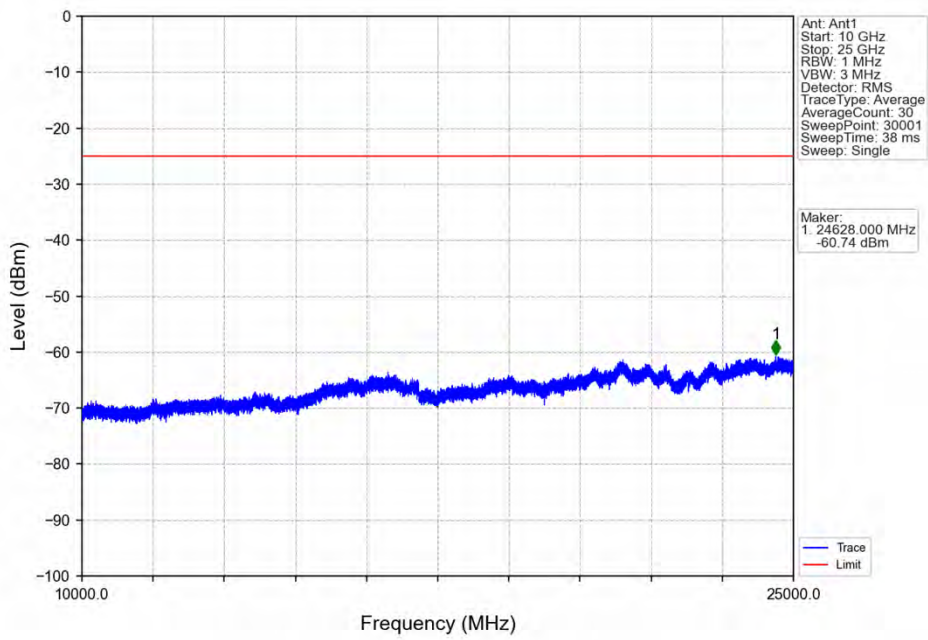
Band7_10MHz_QPSK_LCH_2505MHz_RB_50_0_NTNV



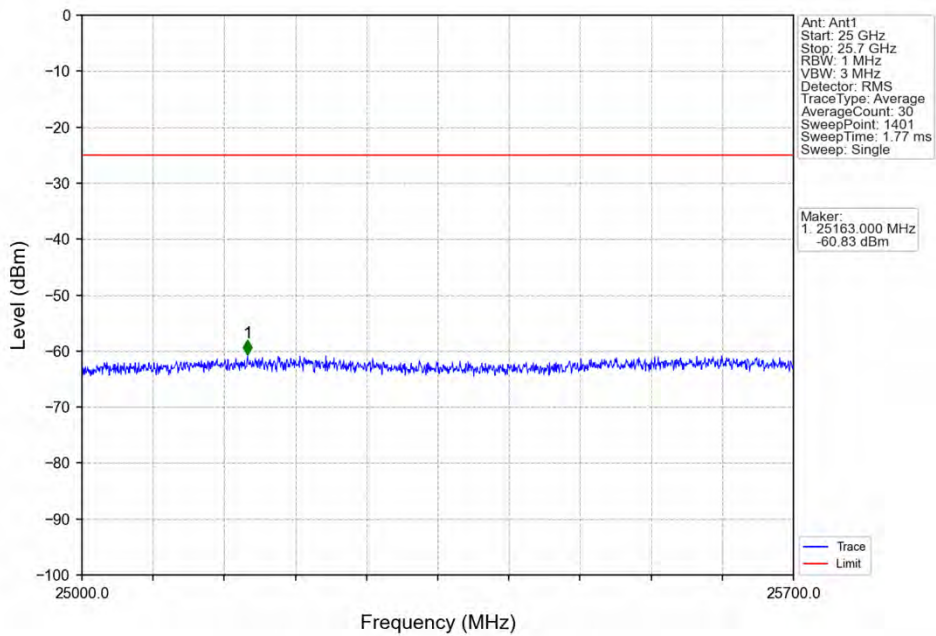
Band7_10MHz_QPSK_MCH_2535MHz_RB_1_0_NTNV



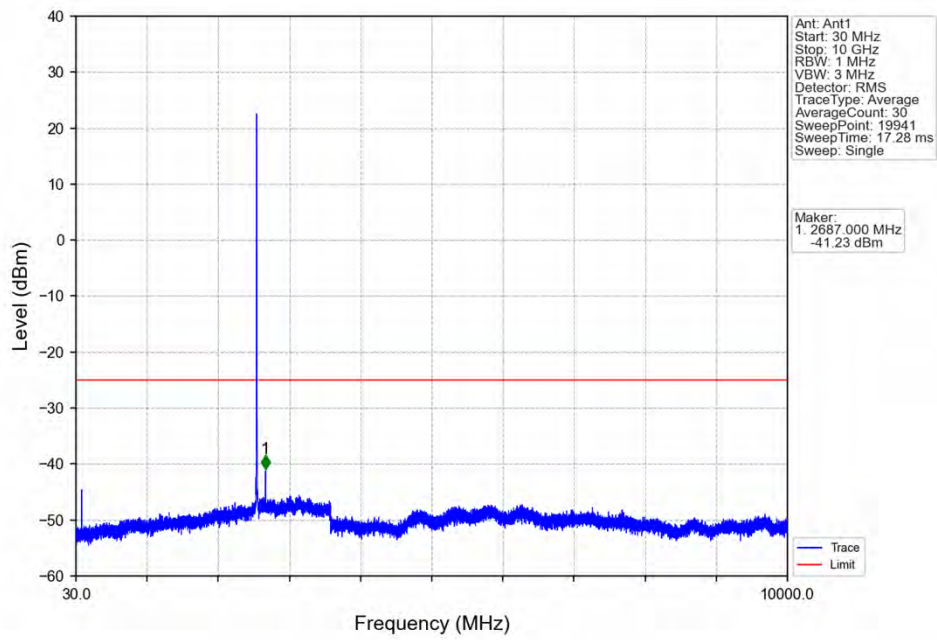
Band7_10MHz_QPSK_MCH_2535MHz_RB_1_0_NTNV



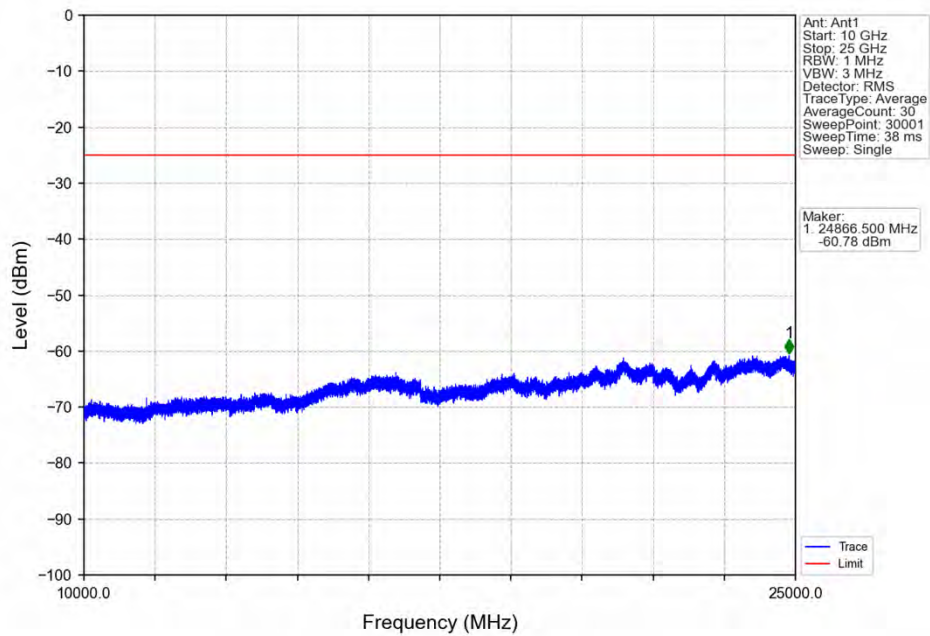
Band7_10MHz_QPSK_MCH_2535MHz_RB_1_0_NTNV



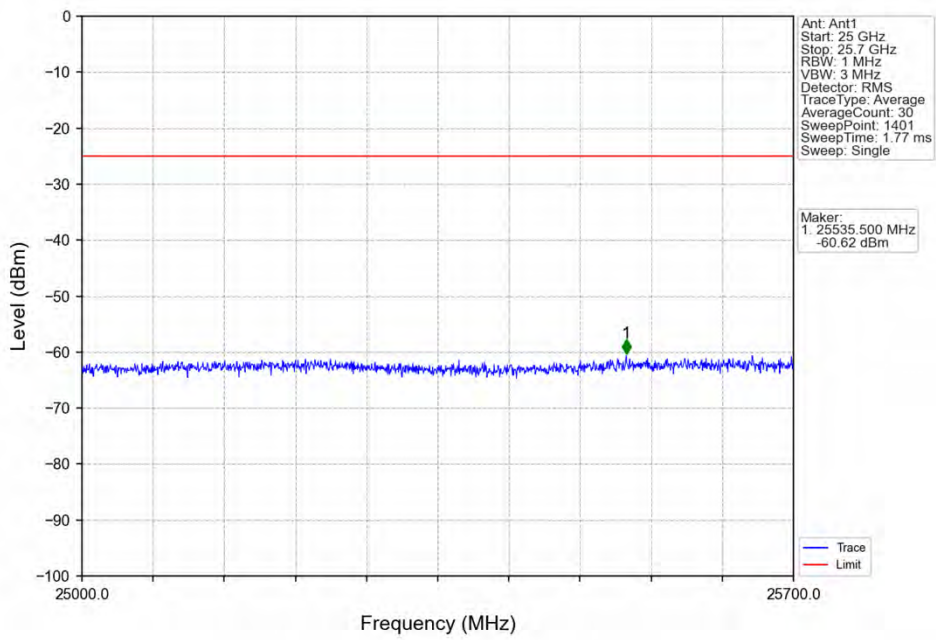
Band7_10MHz_QPSK_HCH_2565MHz_RB_1_0_NTNV



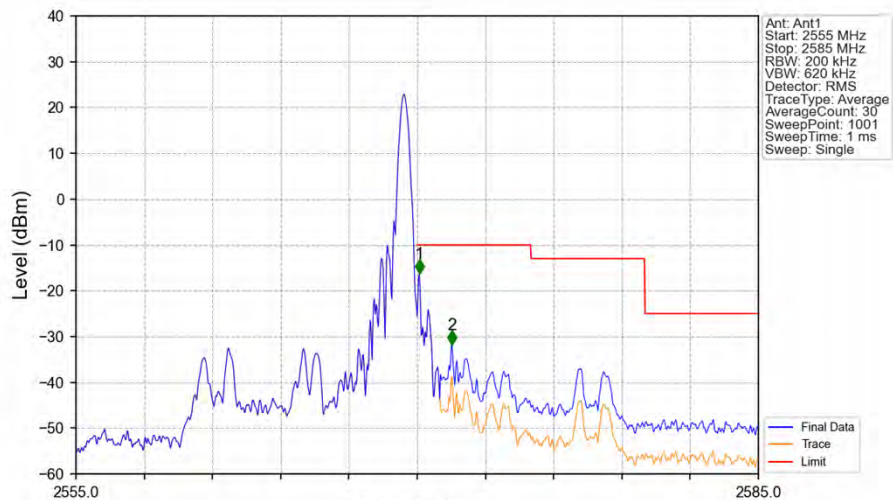
Band7_10MHz_QPSK_HCH_2565MHz_RB_1_0_NTNV



Band7_10MHz_QPSK_HCH_2565MHz_RB_1_0_NTNV

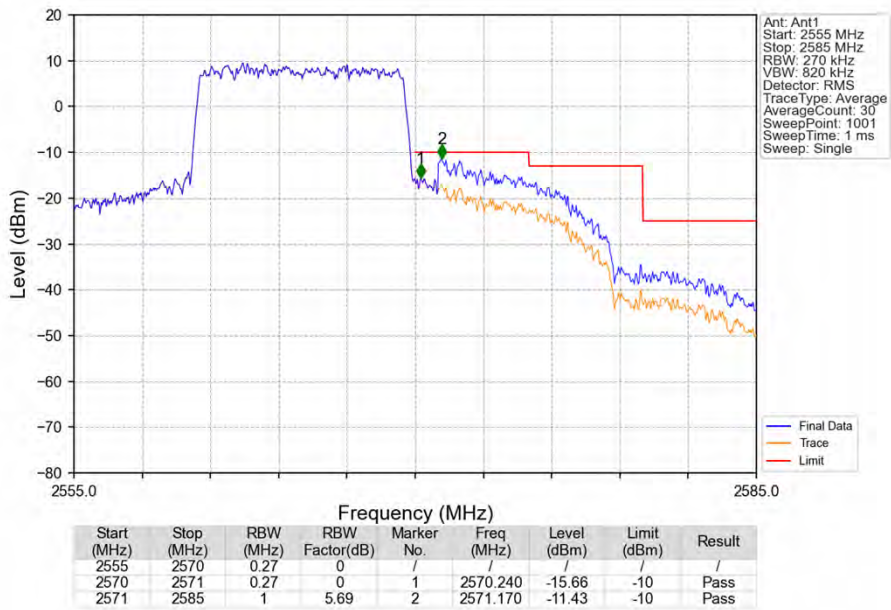


Band7_10MHz_QPSK_HCH_2565MHz_RB_1_49_NTNV

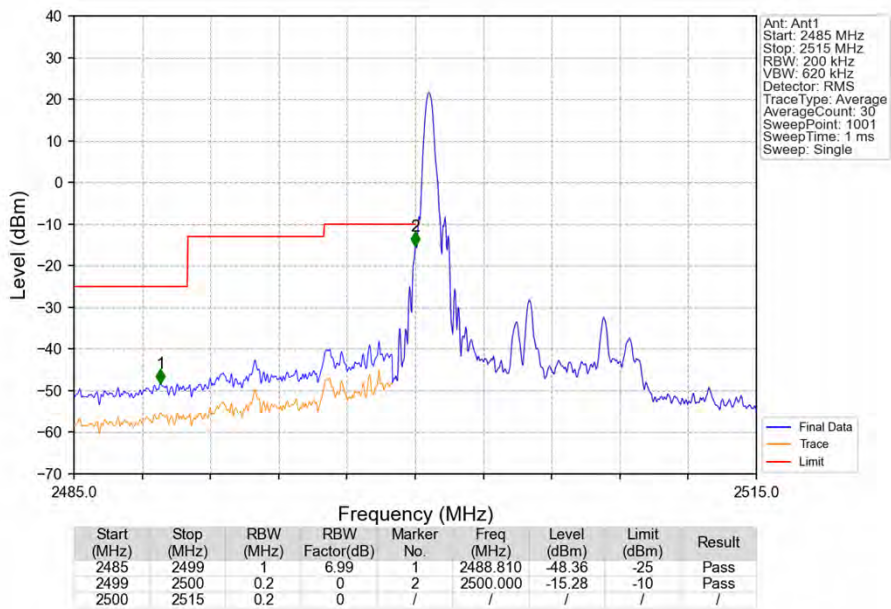


Start (MHz)	Stop (MHz)	RBW (MHz)	RBW Factor (dB)	Marker No.	Freq (MHz)	Level (dBm)	Limit (dBm)	Result
2555	2570	0.2	0	1	2570.090	-16.29	-10	Pass
2570	2571	0.2	0	2	2571.530	-31.80	-10	Pass
2571	2585	1	6.99					

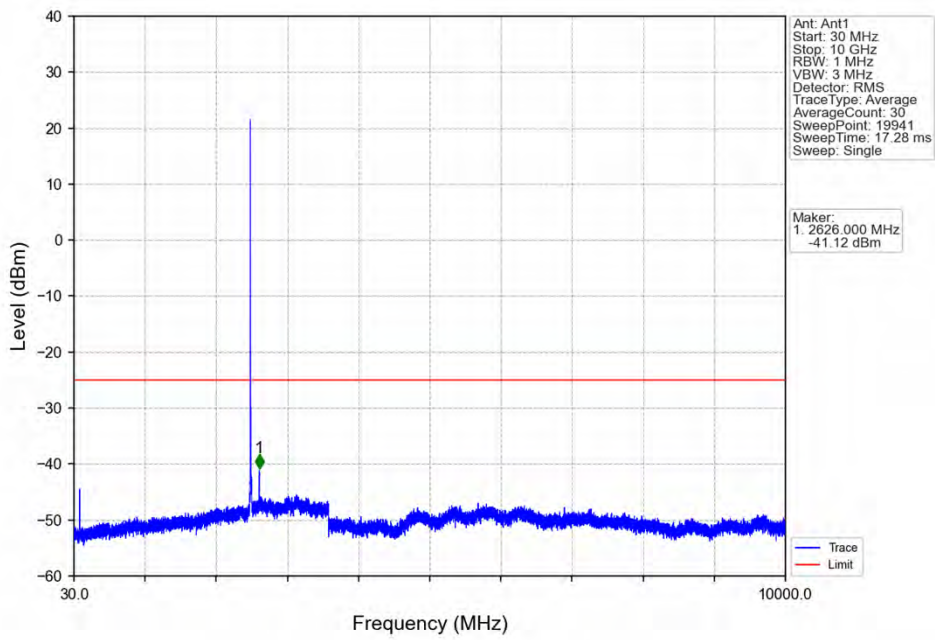
Band7_10MHz_QPSK_HCH_2565MHz_RB_50_0_NTNV



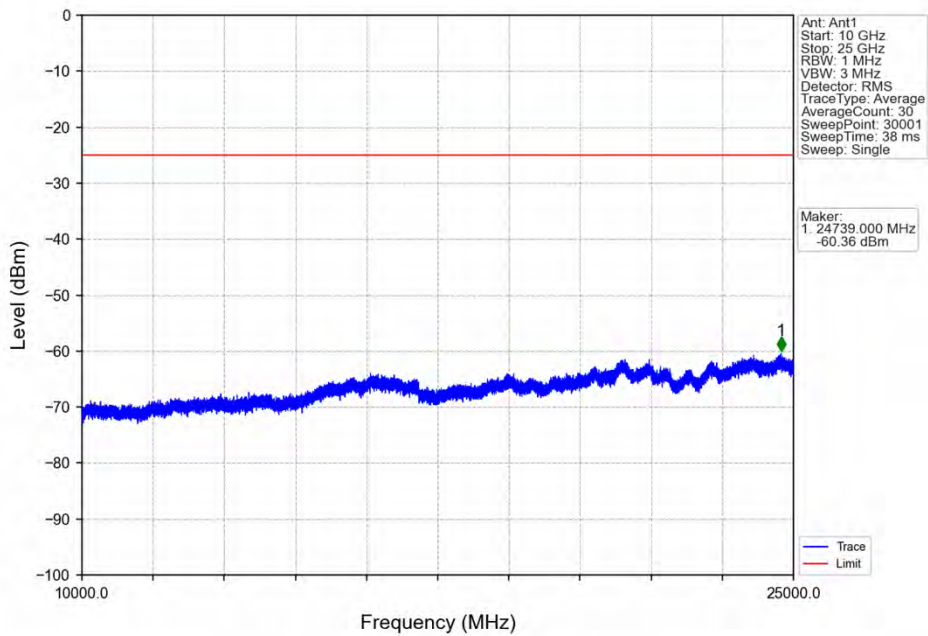
Band7_10MHz_16QAM_LCH_2505MHz_RB_1_0_NTNV



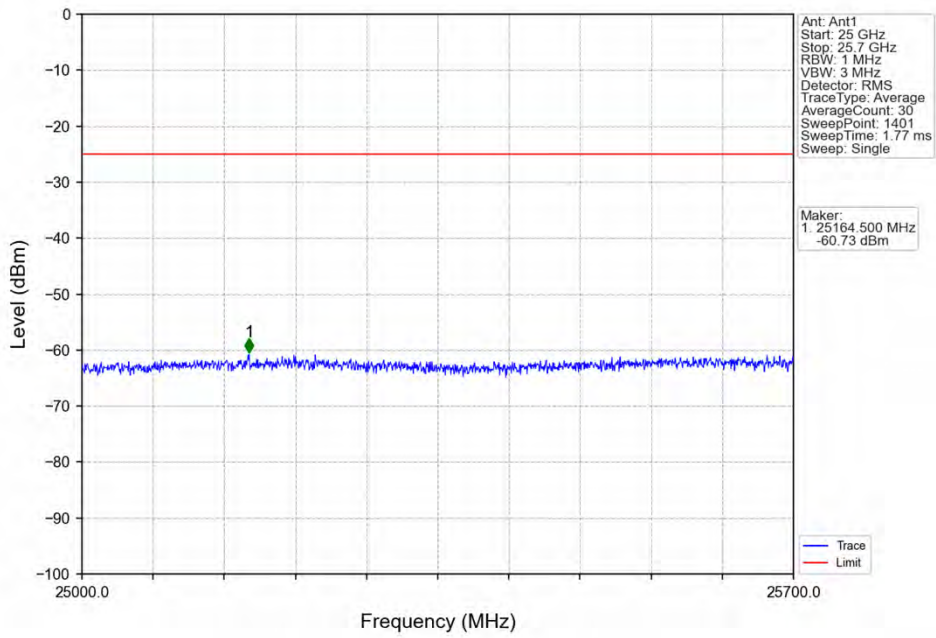
Band7_10MHz_16QAM_LCH_2505MHz_RB_1_0_NTNV



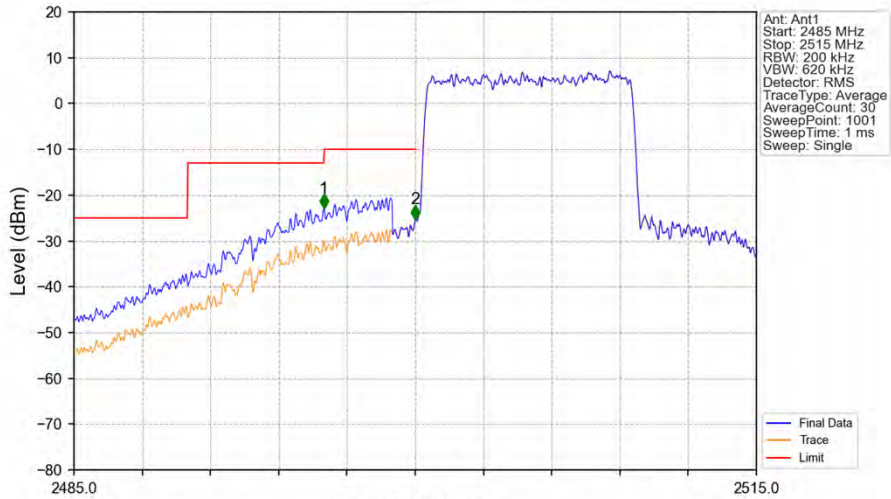
Band7_10MHz_16QAM_LCH_2505MHz_RB_1_0_NTNV



Band7_10MHz_16QAM_LCH_2505MHz_RB_1_0_NTNV

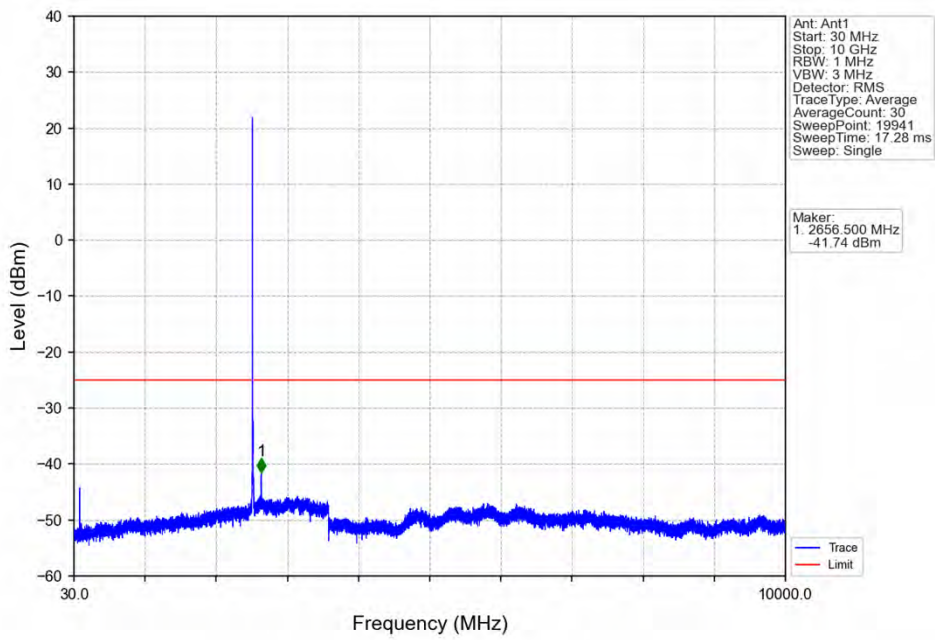


Band7_10MHz_16QAM_LCH_2505MHz_RB_50_0_NTNV

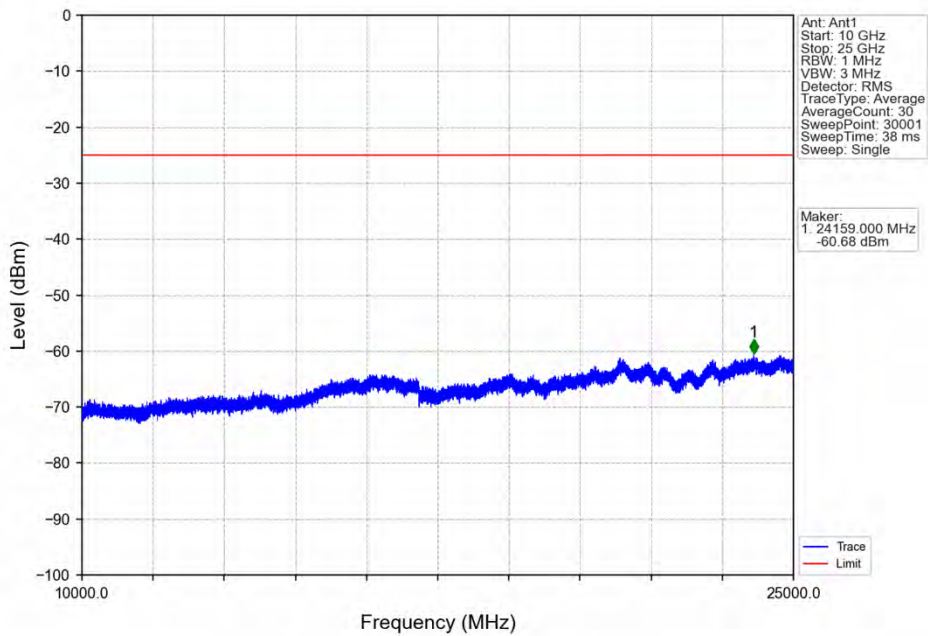


Start (MHz)	Stop (MHz)	RBW (MHz)	RBW Factor (dB)	Marker No.	Freq (MHz)	Level (dBm)	Limit (dBm)	Result
2485	2499	1	6.99	1	2495.980	-22.87	-13	Pass
2499	2500	0.2	0	2	2500.000	-25.26	-10	Pass
2500	2515	0.2	0	/	/	/	/	/

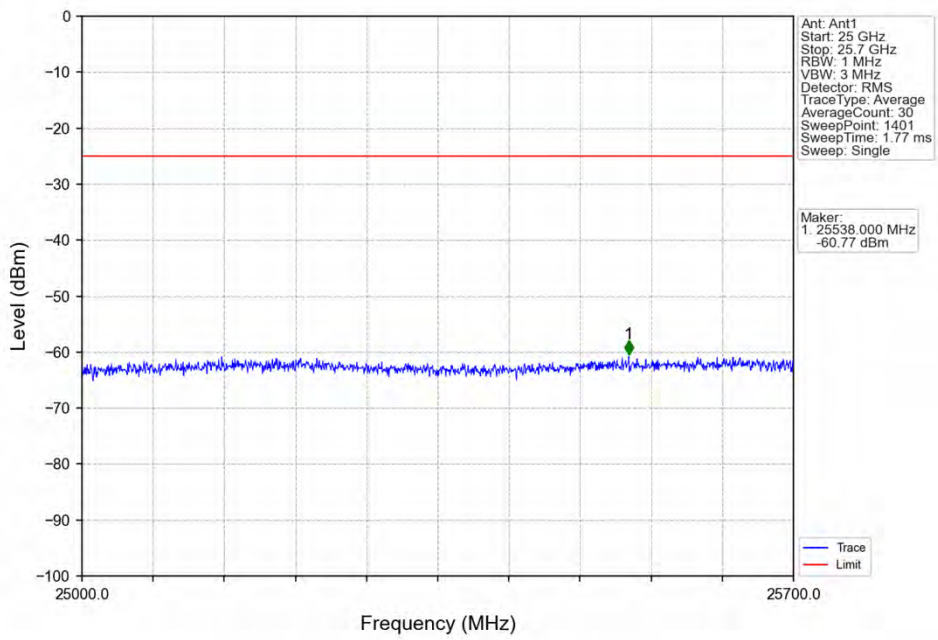
Band7_10MHz_16QAM_MCH_2535MHz_RB_1_0_NTNV



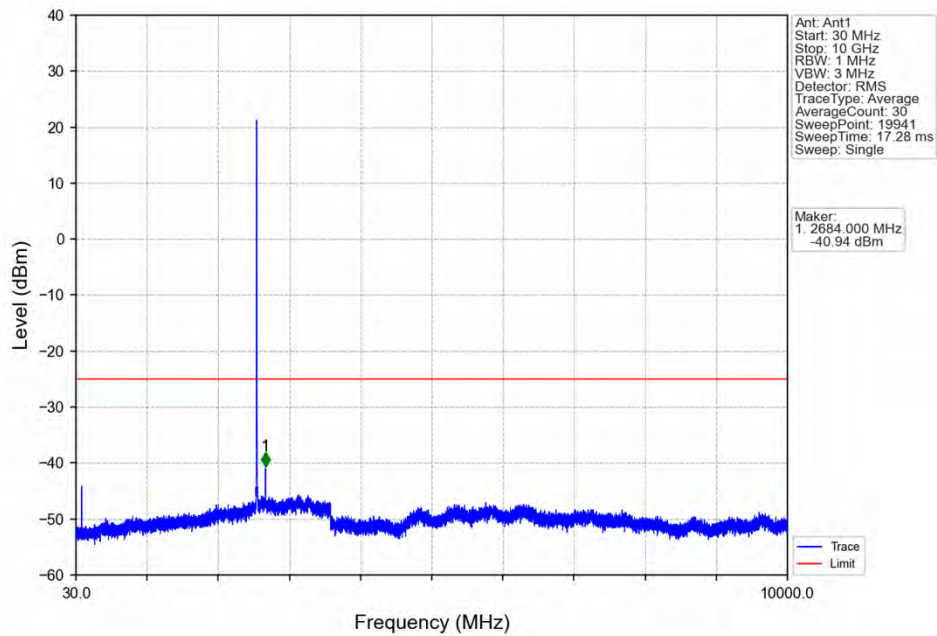
Band7_10MHz_16QAM_MCH_2535MHz_RB_1_0_NTNV



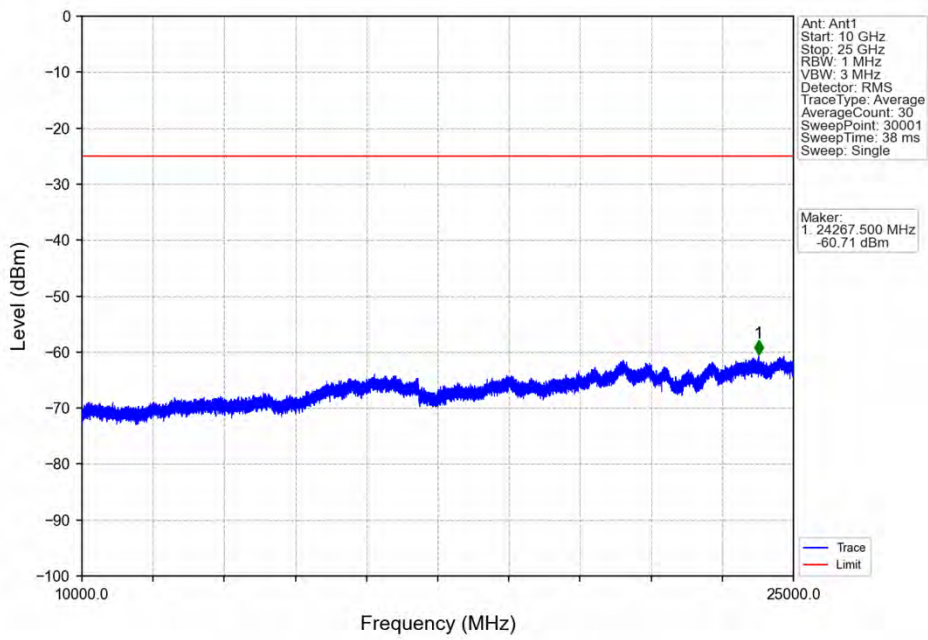
Band7_10MHz_16QAM_MCH_2535MHz_RB_1_0_NTNV



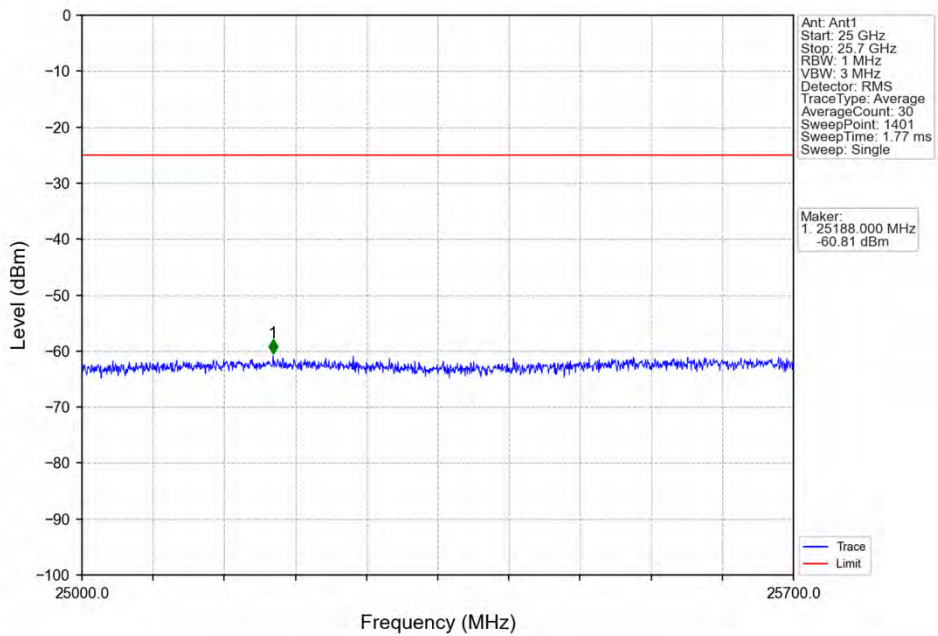
Band7_10MHz_16QAM_HCH_2565MHz_RB_1_0_NTNV



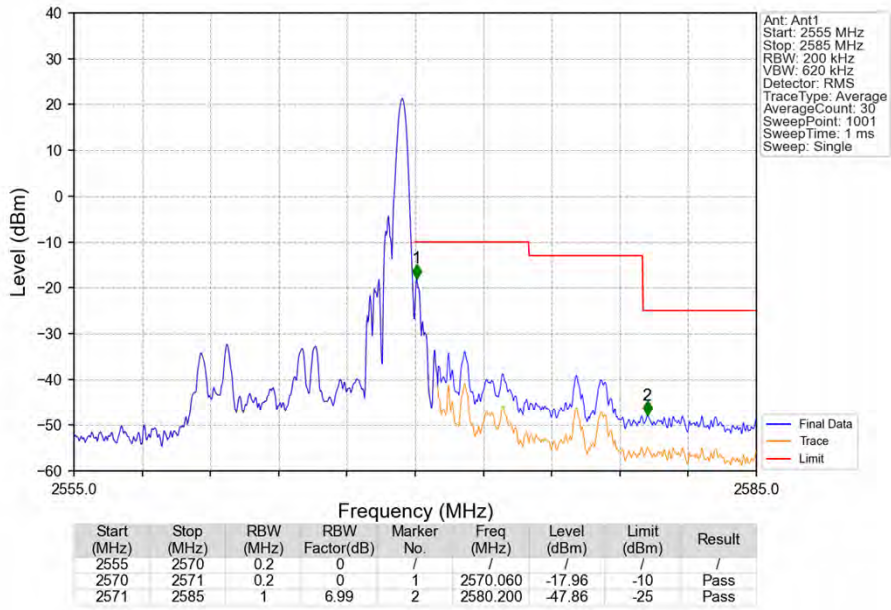
Band7_10MHz_16QAM_HCH_2565MHz_RB_1_0_NTNV



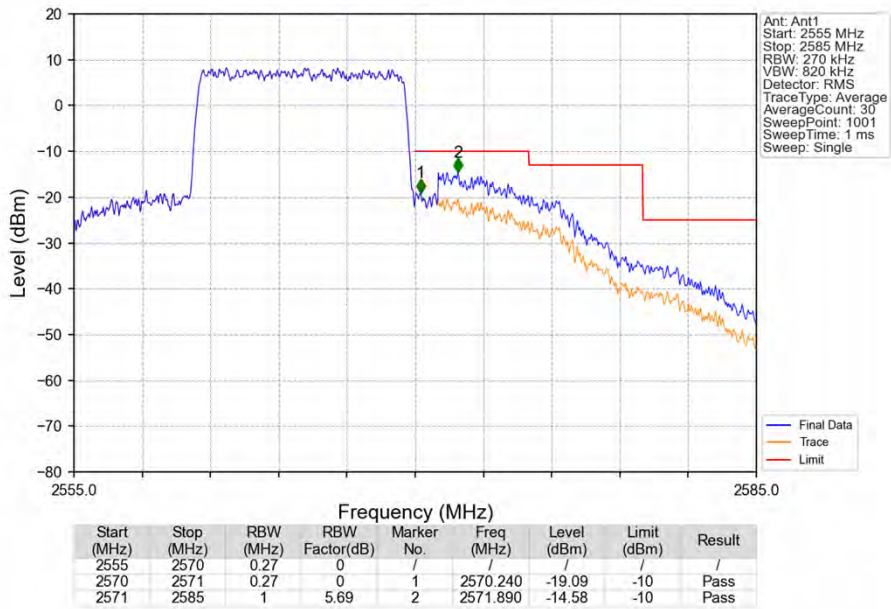
Band7_10MHz_16QAM_HCH_2565MHz_RB_1_0_NTNV



Band7_10MHz_16QAM_HCH_2565MHz_RB_1_49_NTNV



Band7_10MHz_16QAM_HCH_2565MHz_RB_50_0_NTNV

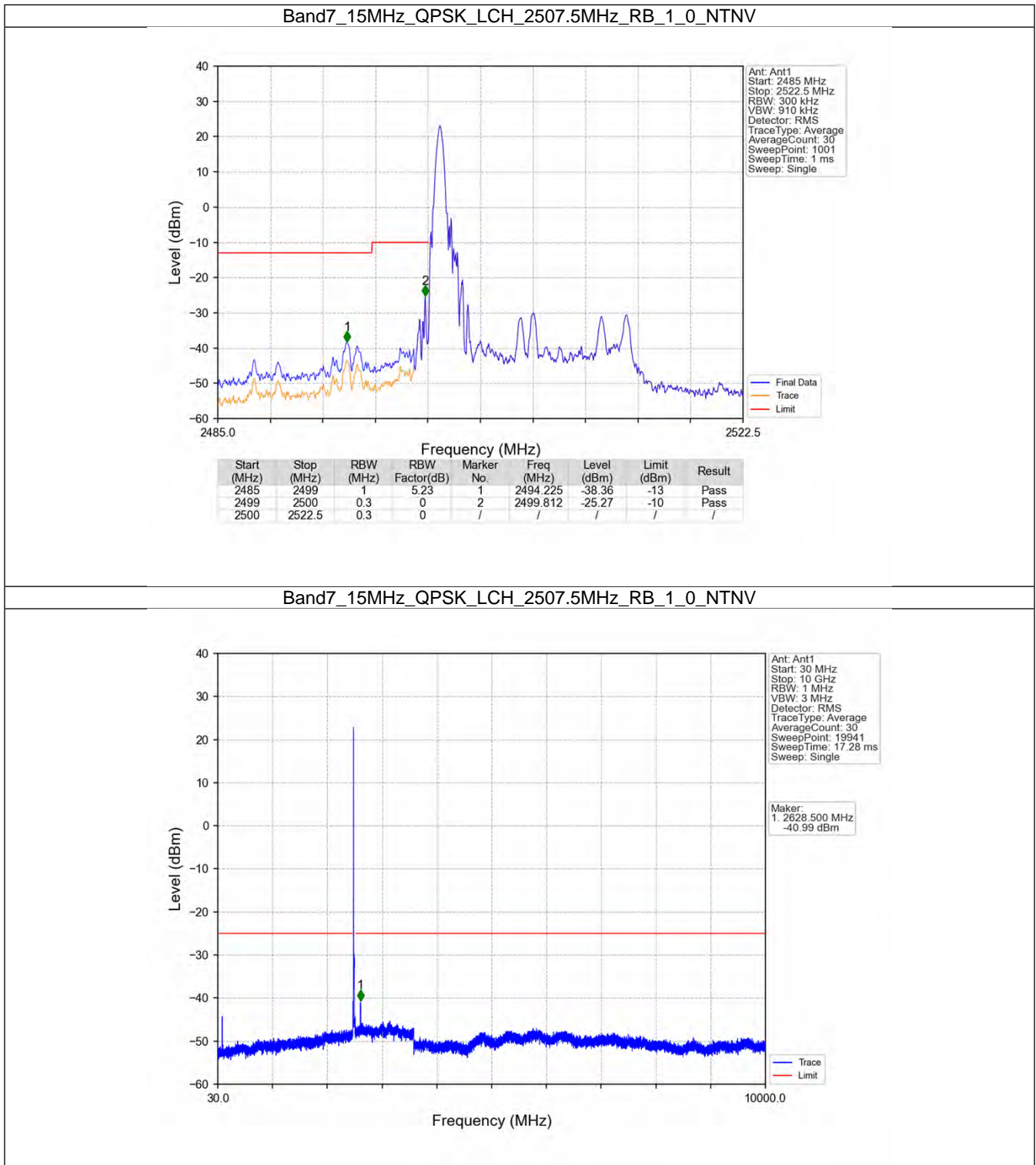


6.3 B7_15MHz

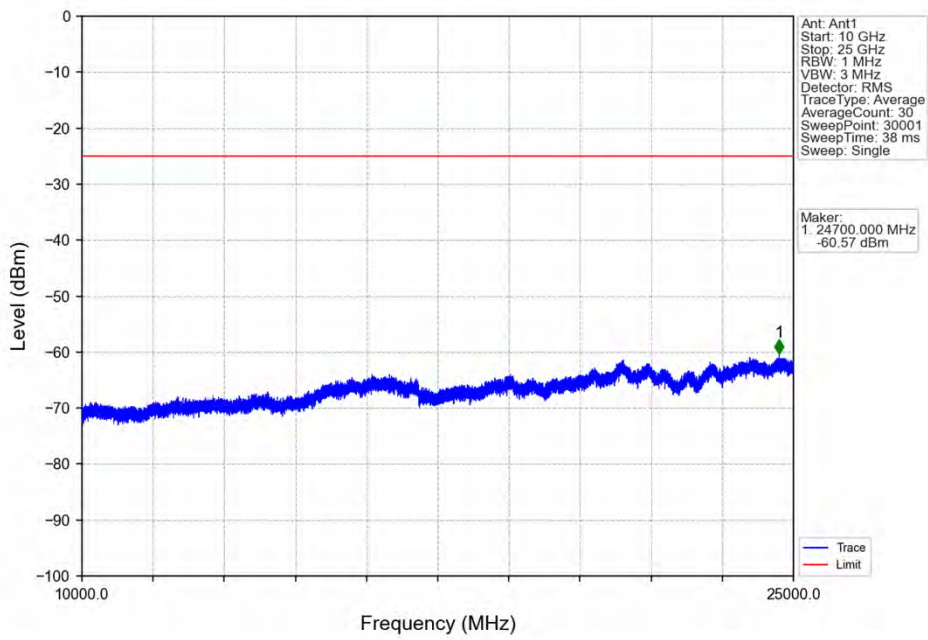
6.3.1 Test Result

Band: 7 / Bandwidth: 15MHz / NTV						
Modulation	Frequency (MHz)	RB Allocation		Spurious Emission		Verdict
		Size	Offset	Result	Limit	
QPSK	2507.5	1	0	Refer To Test Graph		Pass
		75	0	Refer To Test Graph		Pass
	2535	1	0	Refer To Test Graph		Pass
	2562.5	1	0	Refer To Test Graph		Pass
			74	Refer To Test Graph		Pass
		75	0	Refer To Test Graph		Pass
16QAM	2507.5	1	0	Refer To Test Graph		Pass
		75	0	Refer To Test Graph		Pass
	2535	1	0	Refer To Test Graph		Pass
	2562.5	1	0	Refer To Test Graph		Pass
			74	Refer To Test Graph		Pass
		75	0	Refer To Test Graph		Pass

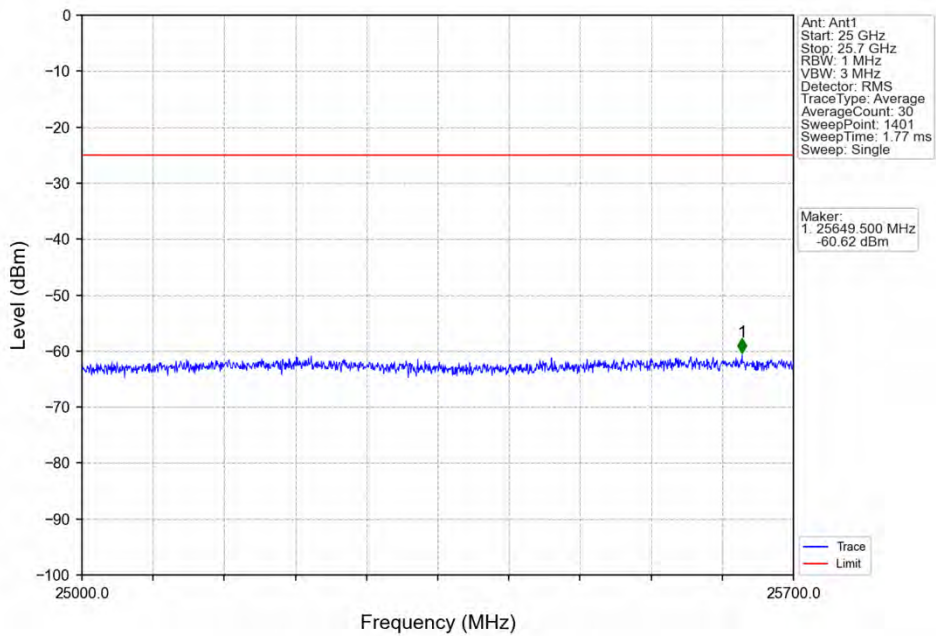
6.3.2 Test Graph



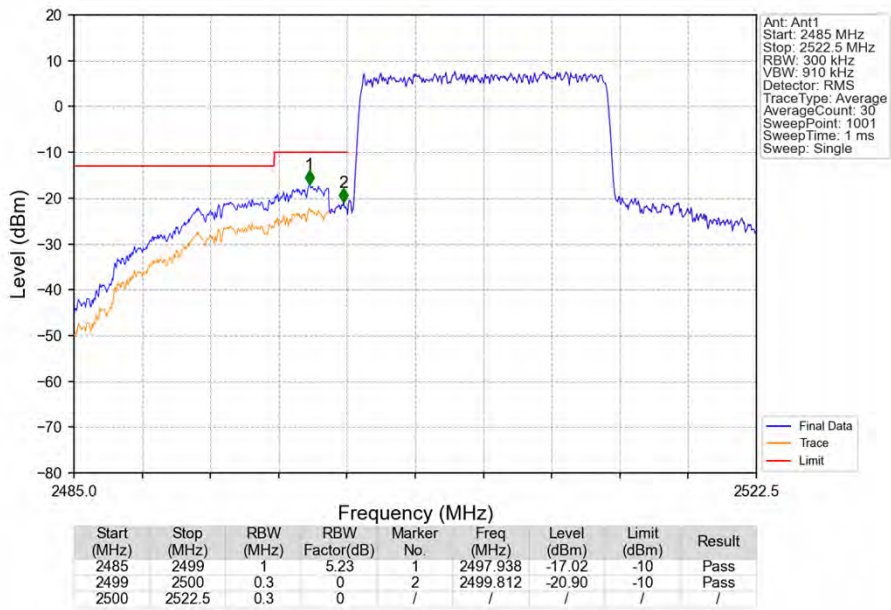
Band7_15MHz_QPSK_LCH_2507.5MHz_RB_1_0_NTNV



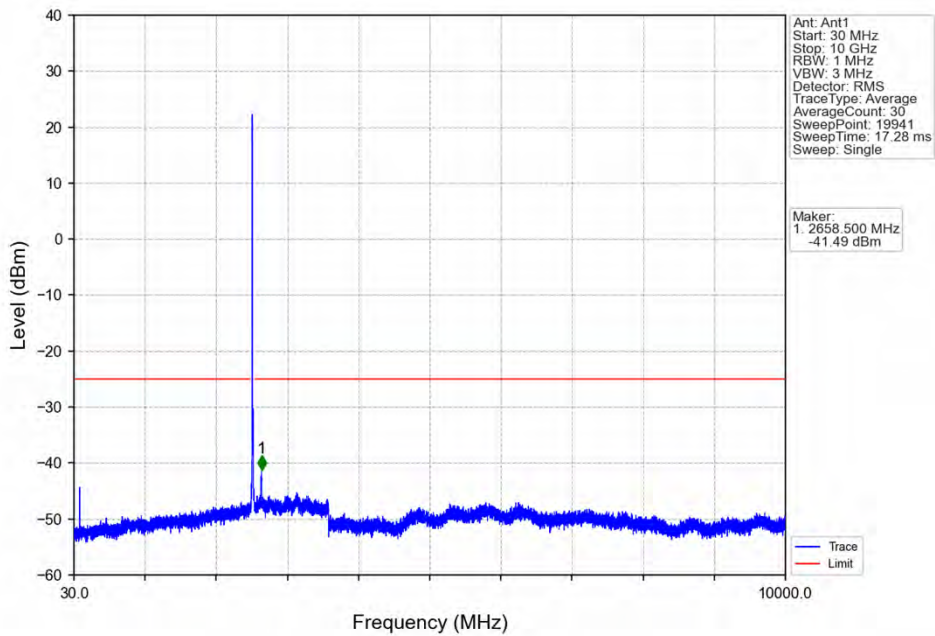
Band7_15MHz_QPSK_LCH_2507.5MHz_RB_1_0_NTNV



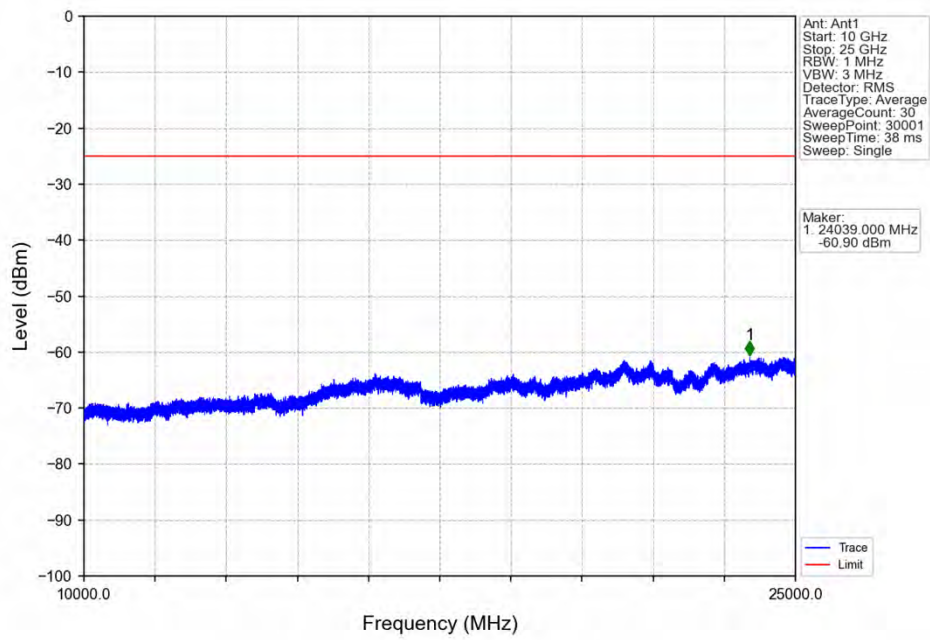
Band7_15MHz_QPSK_LCH_2507.5MHz_RB_75_0_NTNV



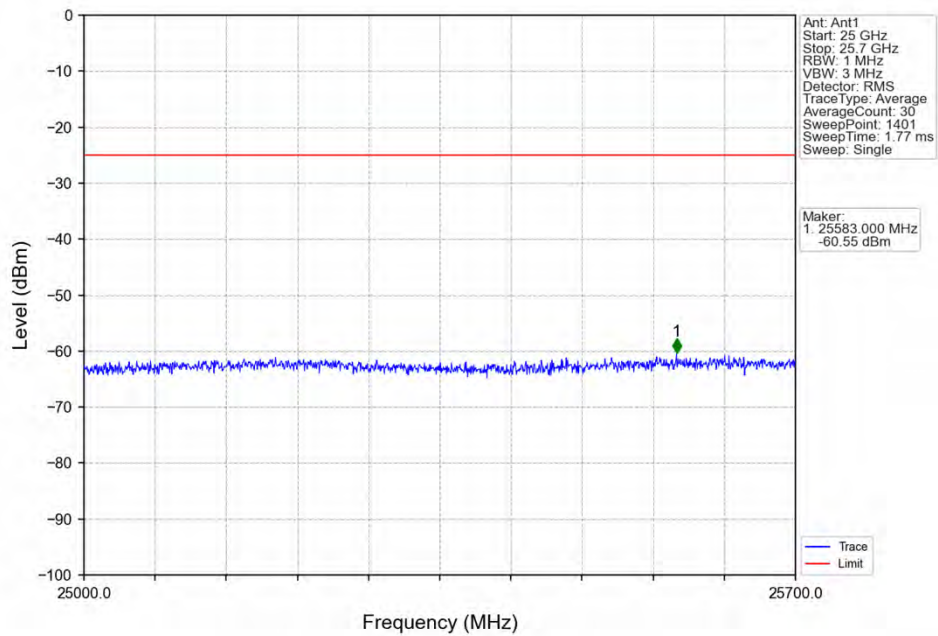
Band7_15MHz_QPSK_MCH_2535MHz_RB_1_0_NTNV



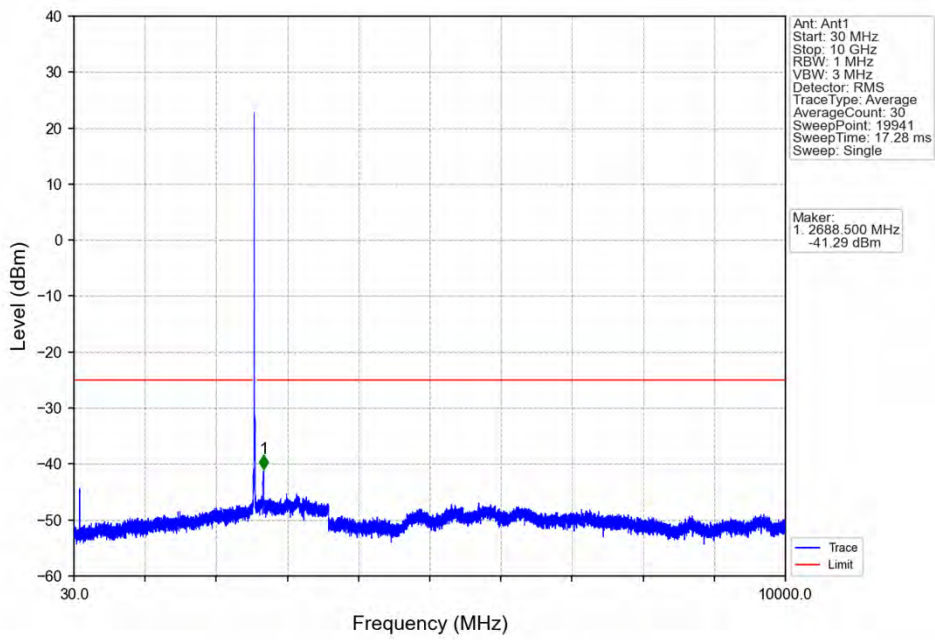
Band7_15MHz_QPSK_MCH_2535MHz_RB_1_0_NTNV



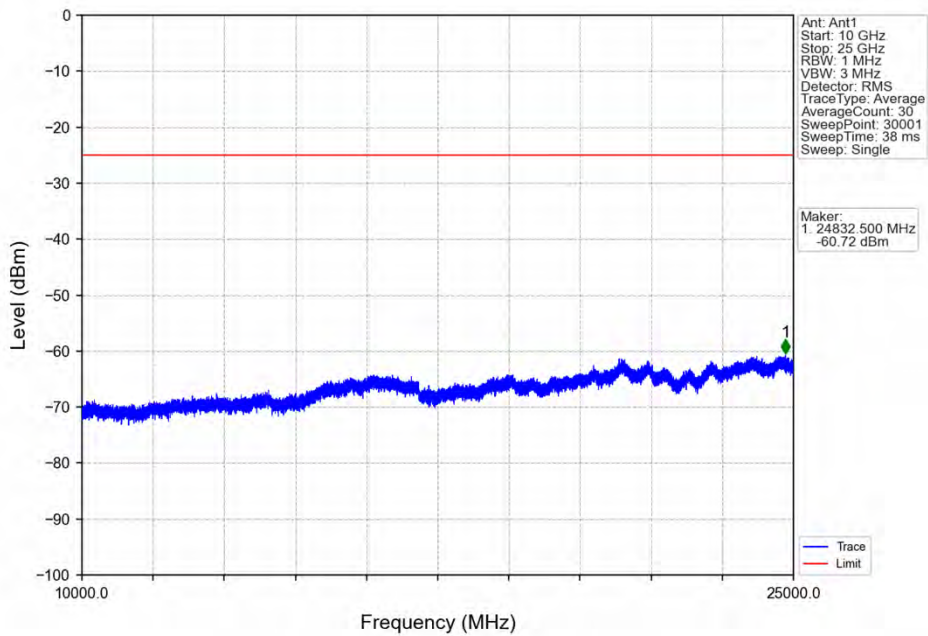
Band7_15MHz_QPSK_MCH_2535MHz_RB_1_0_NTNV



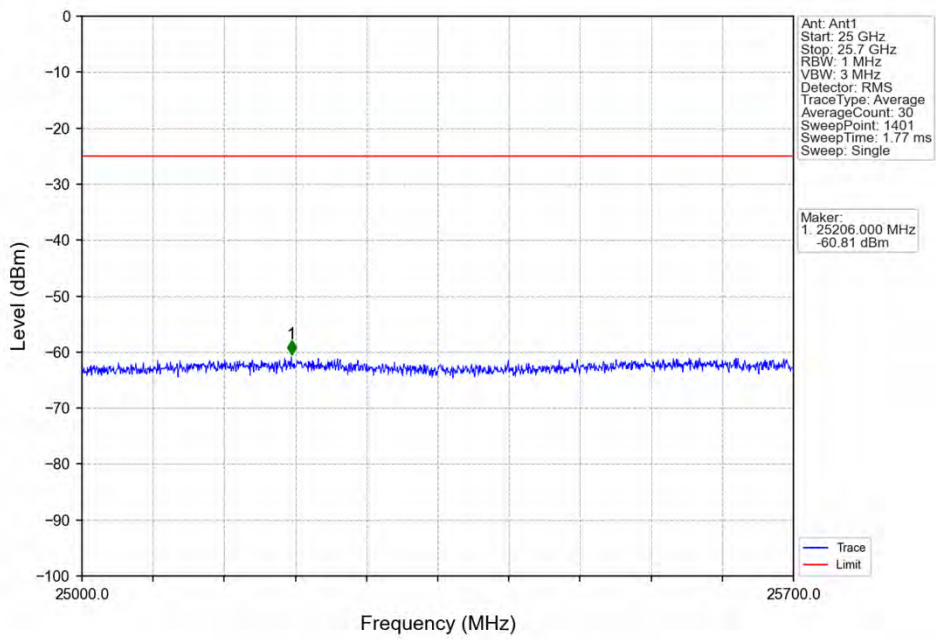
Band7_15MHz_QPSK_HCH_2562.5MHz_RB_1_0_NTNV



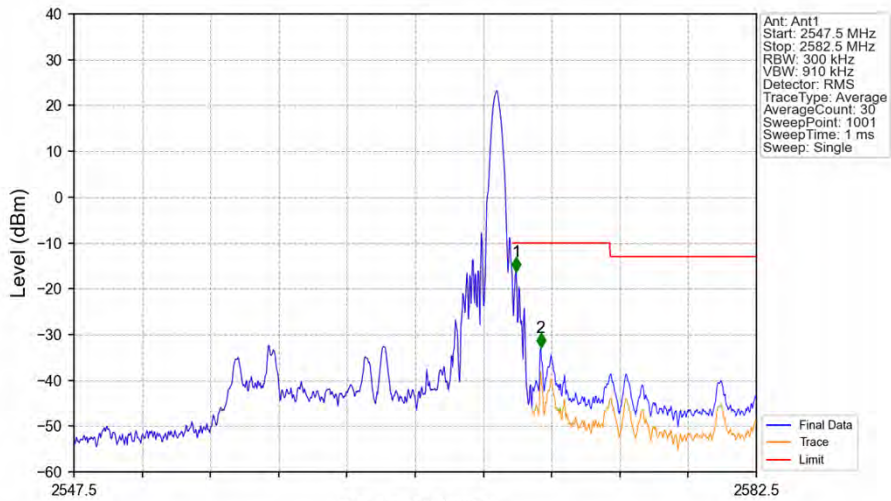
Band7_15MHz_QPSK_HCH_2562.5MHz_RB_1_0_NTNV



Band7_15MHz_QPSK_HCH_2562.5MHz_RB_1_0_NTNV

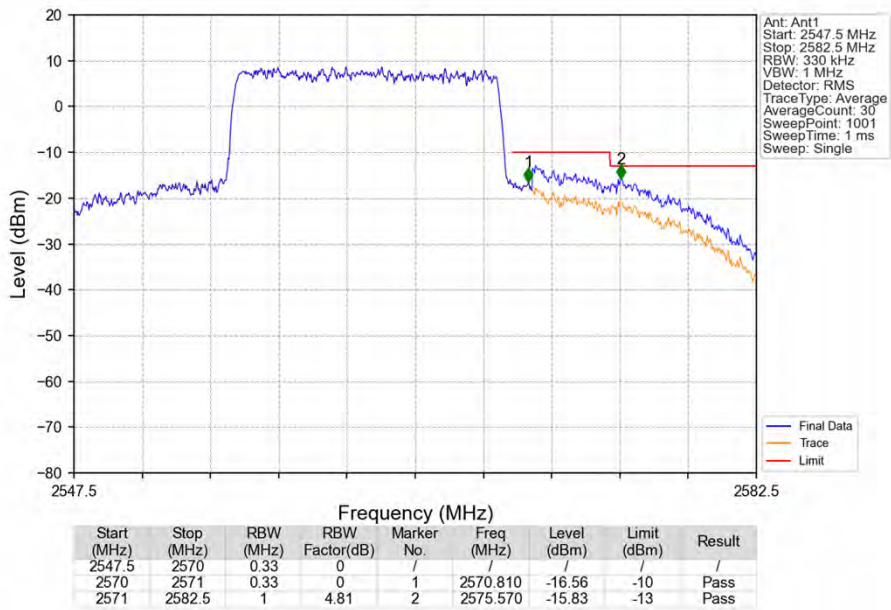


Band7_15MHz_QPSK_HCH_2562.5MHz_RB_1_74_NTNV

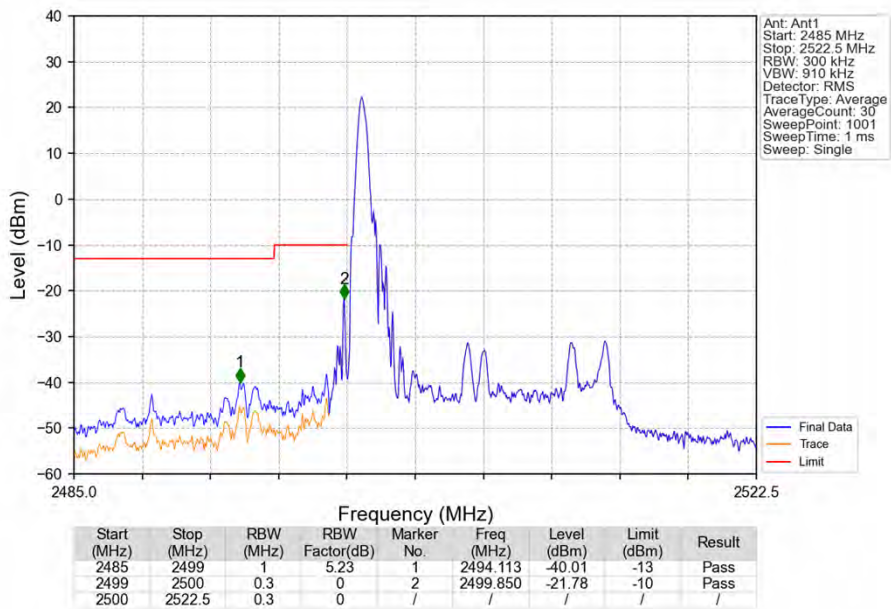


Start (MHz)	Stop (MHz)	RBW (MHz)	RBW Factor(dB)	Marker No.	Freq (MHz)	Level (dBm)	Limit (dBm)	Result
2547.5	2570	0.3	0	1	2570.180	-16.27	-10	Pass
2570	2571	0.3	0	2	2571.440	-32.80	-10	Pass
2571	2582.5	1	5.23					

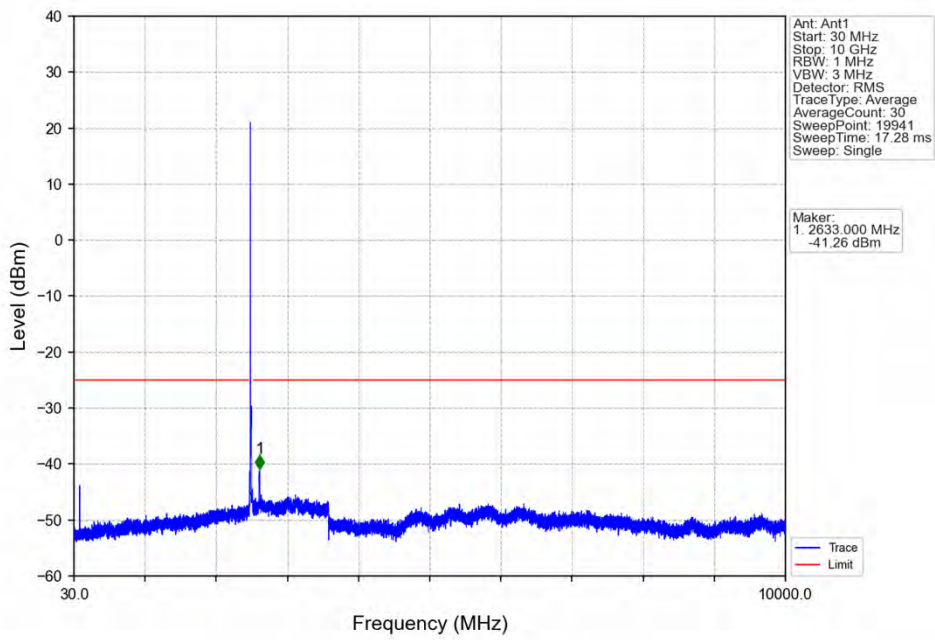
Band7_15MHz_QPSK_HCH_2562.5MHz_RB_75_0_NTNV



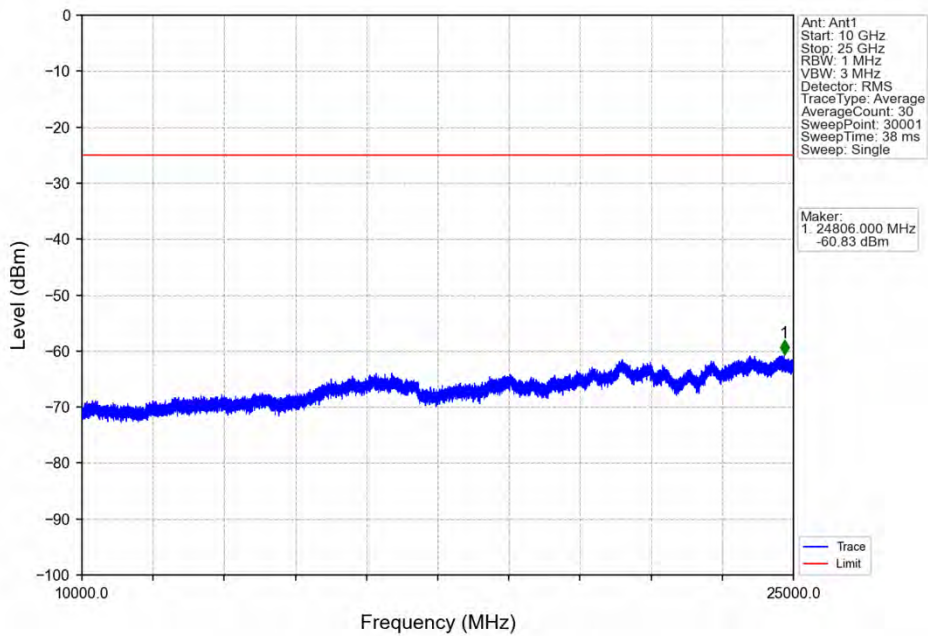
Band7_15MHz_16QAM_LCH_2507.5MHz_RB_1_0_NTNV



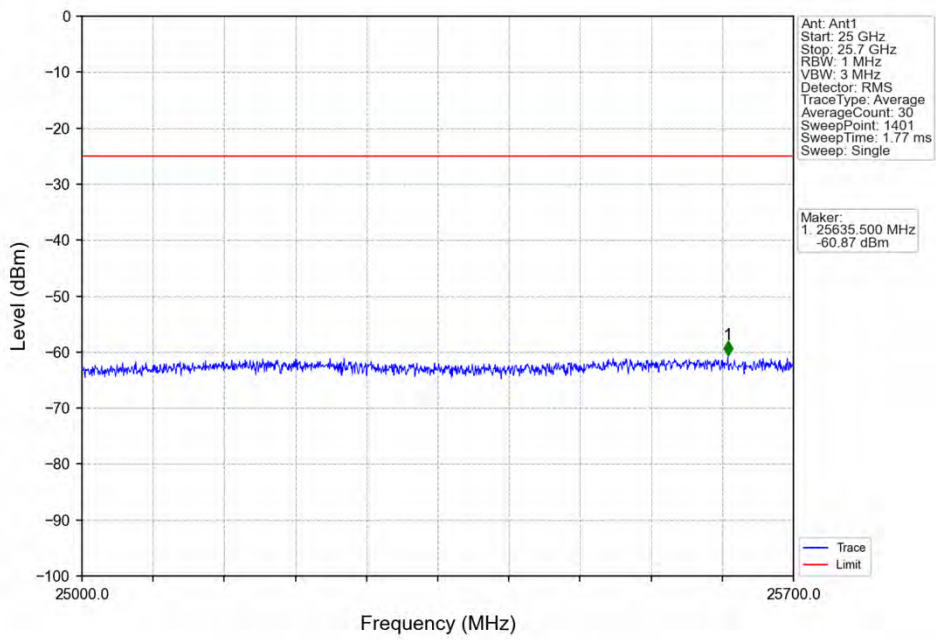
Band7_15MHz_16QAM_LCH_2507.5MHz_RB_1_0_NTNV



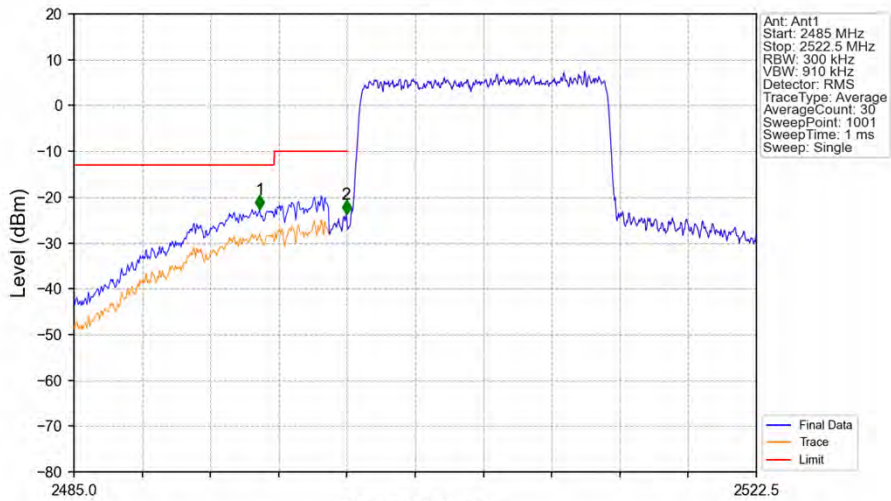
Band7_15MHz_16QAM_LCH_2507.5MHz_RB_1_0_NTNV



Band7_15MHz_16QAM_LCH_2507.5MHz_RB_1_0_NTNV

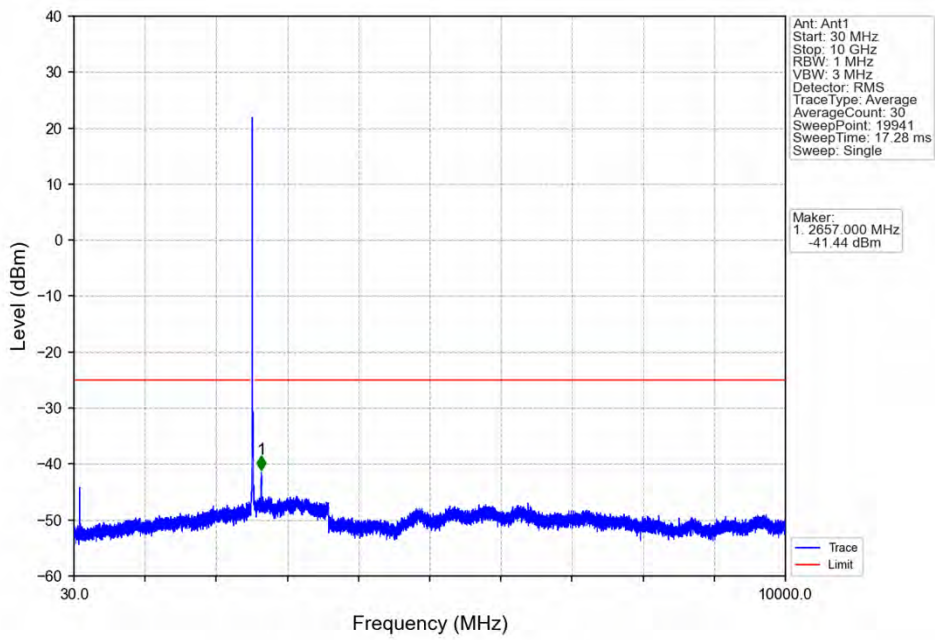


Band7_15MHz_16QAM_LCH_2507.5MHz_RB_75_0_NTNV

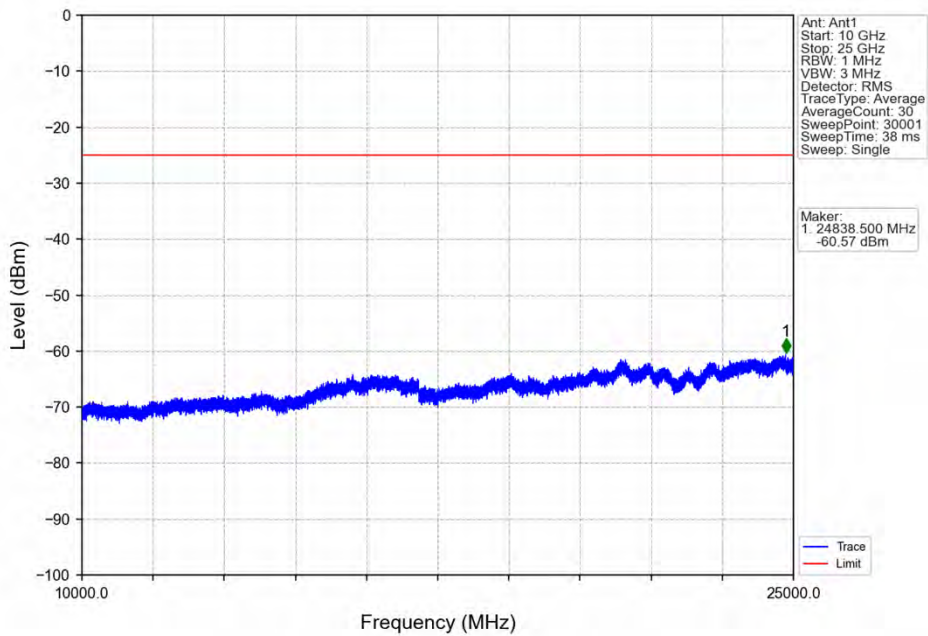


Start (MHz)	Stop (MHz)	RBW (MHz)	RBW Factor (dB)	Marker No.	Freq (MHz)	Level (dBm)	Limit (dBm)	Result
2485	2499	1	5.23	1	2495.200	-22.71	-13	Pass
2499	2500	0.3	0	2	2499.963	-23.69	-10	Pass
2500	2522.5	0.3	0	/	/	/	/	/

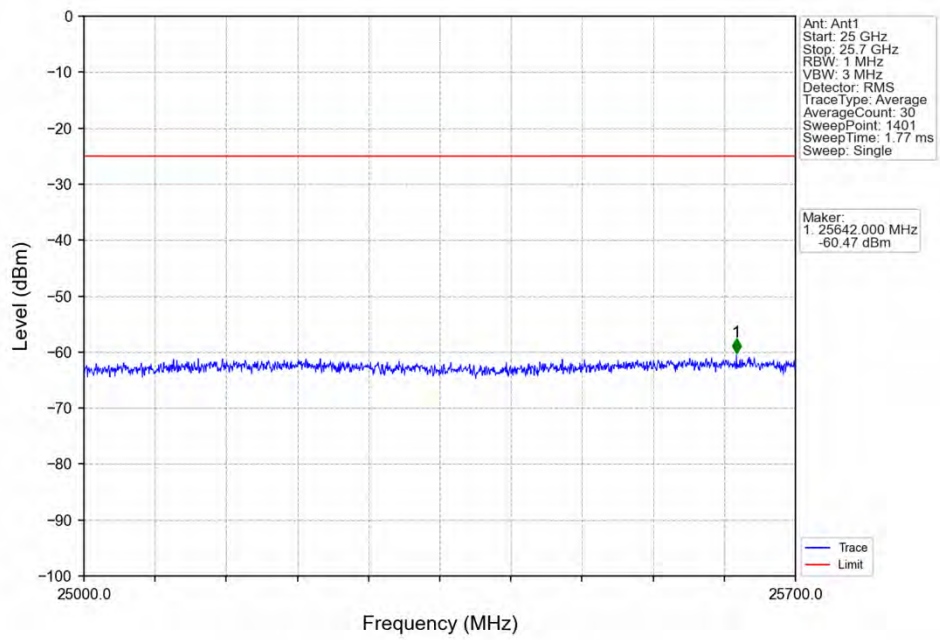
Band7_15MHz_16QAM_MCH_2535MHz_RB_1_0_NTNV



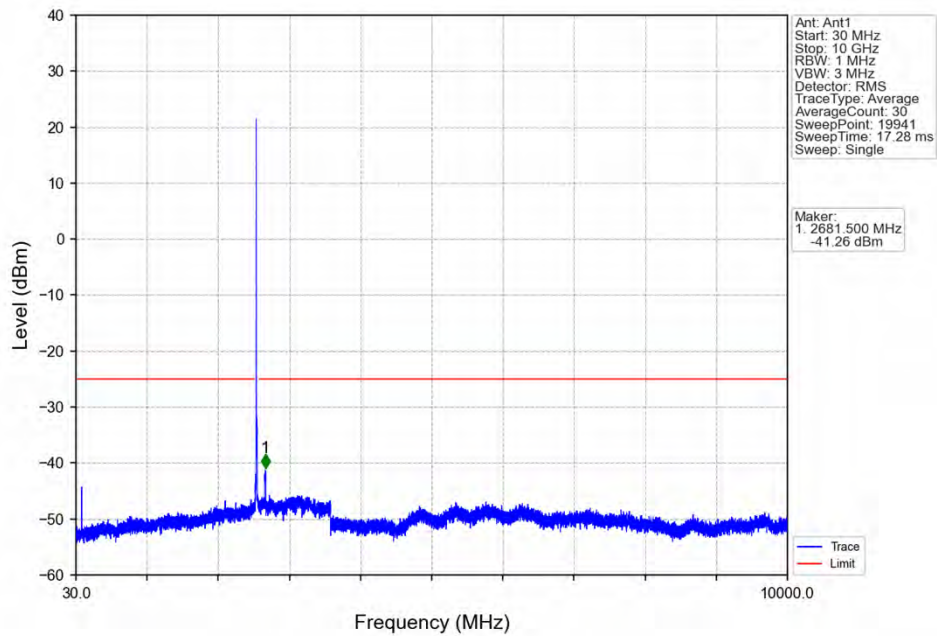
Band7_15MHz_16QAM_MCH_2535MHz_RB_1_0_NTNV



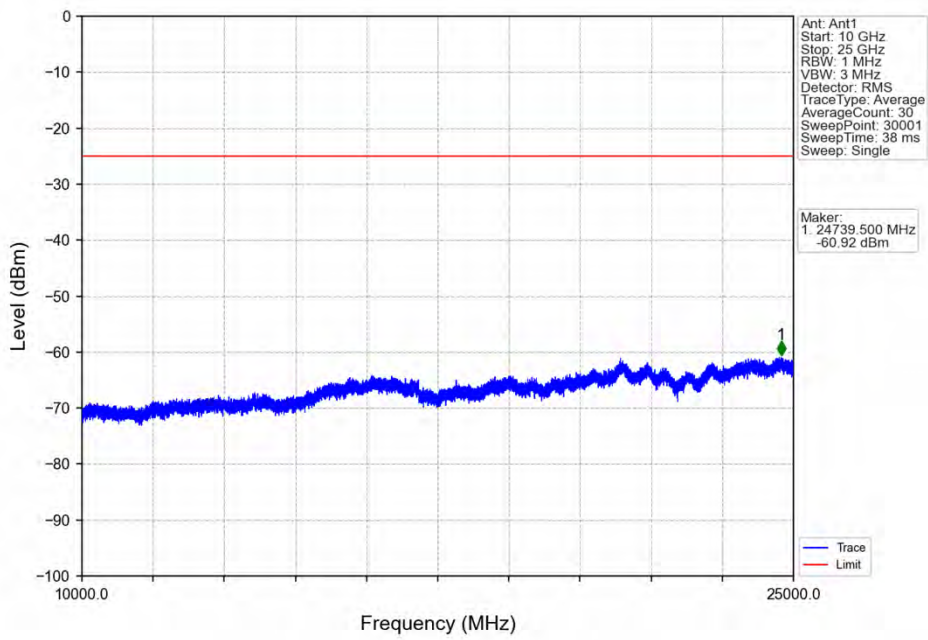
Band7_15MHz_16QAM_MCH_2535MHz_RB_1_0_NTNV



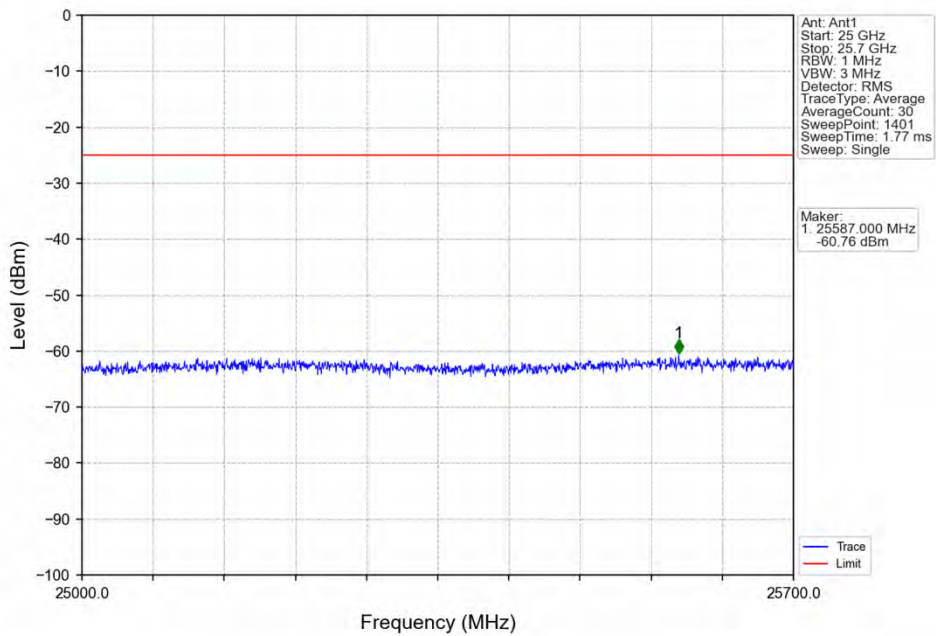
Band7_15MHz_16QAM_HCH_2562.5MHz_RB_1_0_NTNV



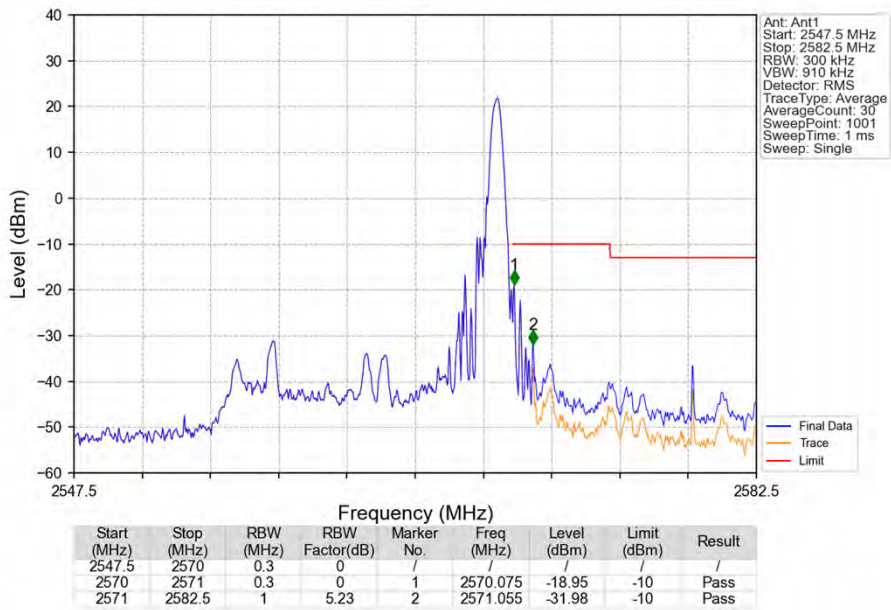
Band7_15MHz_16QAM_HCH_2562.5MHz_RB_1_0_NTNV



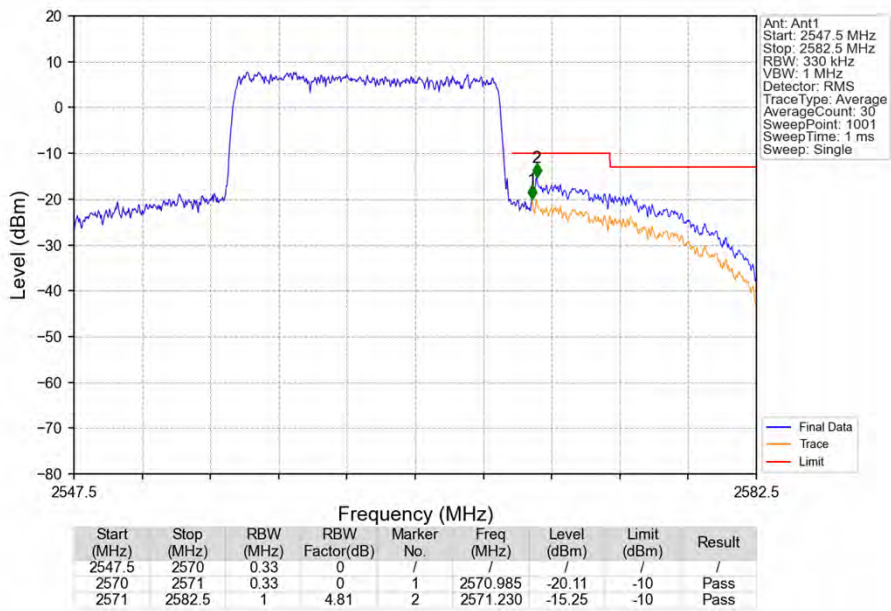
Band7_15MHz_16QAM_HCH_2562.5MHz_RB_1_0_NTNV



Band7_15MHz_16QAM_HCH_2562.5MHz_RB_1_74_NTNV



Band7_15MHz_16QAM_HCH_2562.5MHz_RB_75_0_NTNV

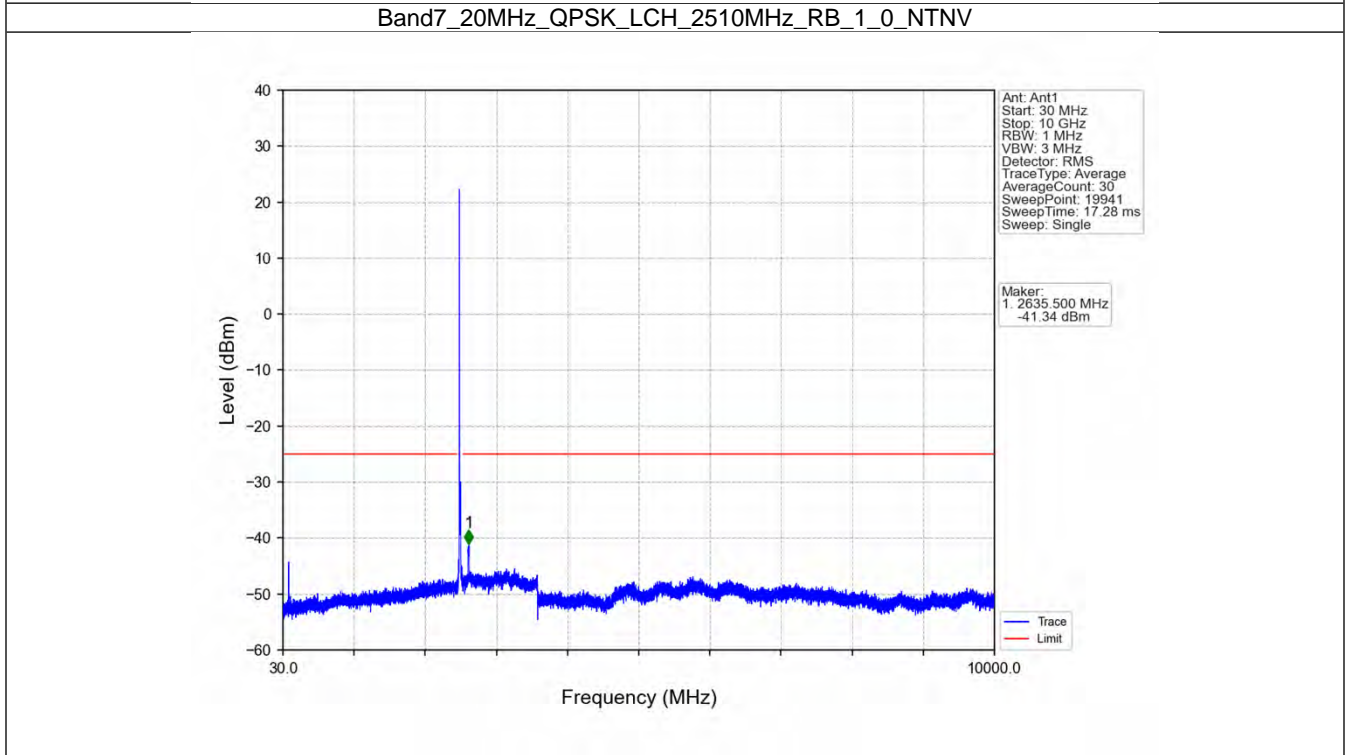
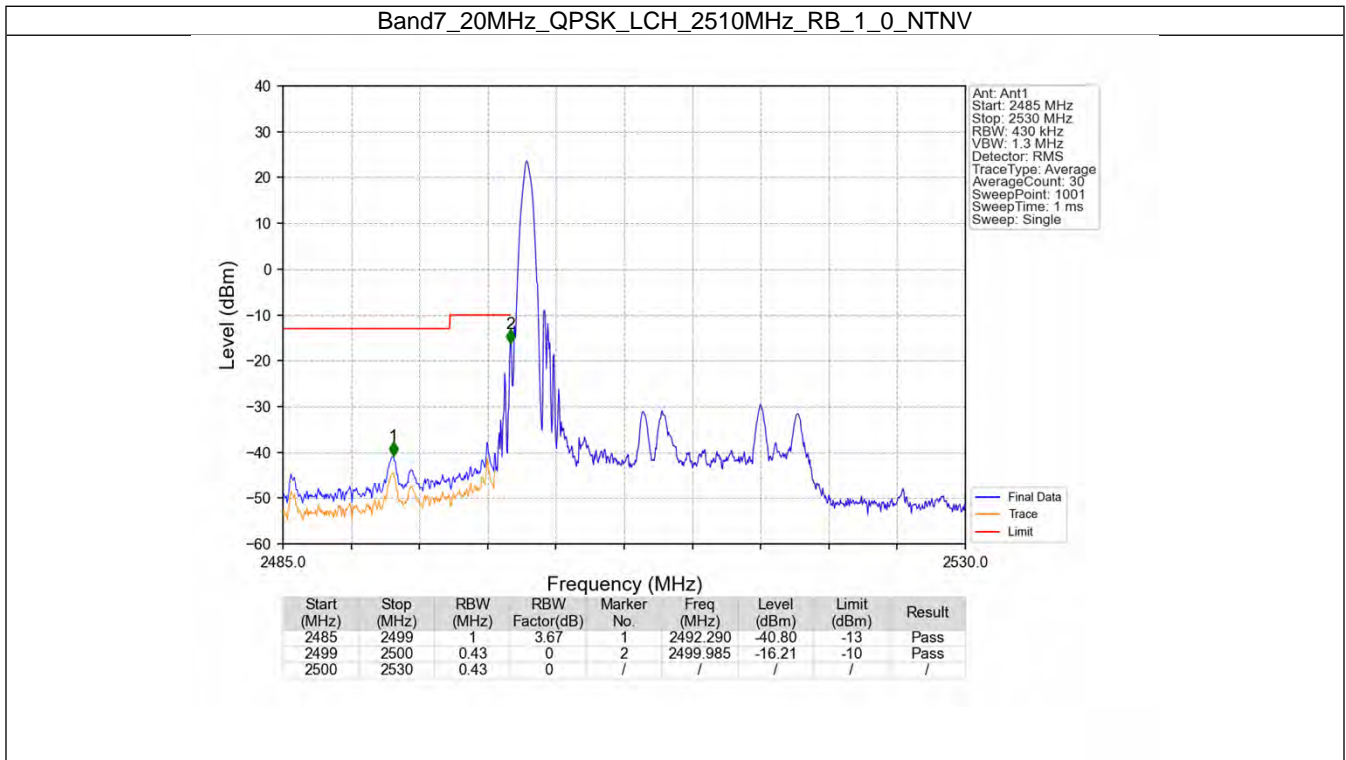


6.4 B7_20MHz

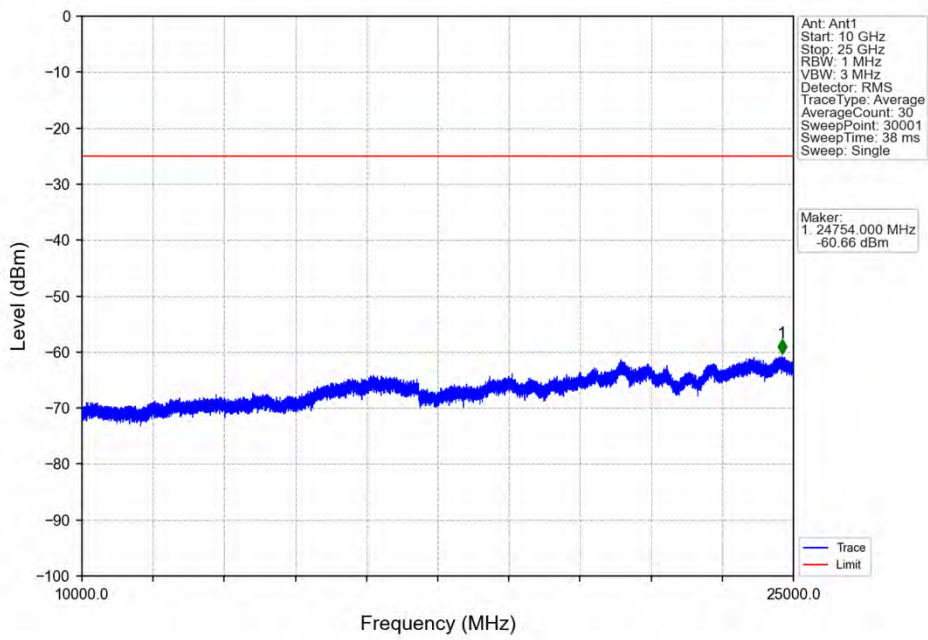
6.4.1 Test Result

Band: 7 / Bandwidth: 20MHz / NTV						
Modulation	Frequency (MHz)	RB Allocation		Spurious Emission		Verdict
		Size	Offset	Result	Limit	
QPSK	2510	1	0	Refer To Test Graph		Pass
		100	0	Refer To Test Graph		Pass
	2535	1	0	Refer To Test Graph		Pass
	2560	1	0	Refer To Test Graph		Pass
			99	Refer To Test Graph		Pass
		100	0	Refer To Test Graph		Pass
16QAM	2510	1	0	Refer To Test Graph		Pass
		100	0	Refer To Test Graph		Pass
	2535	1	0	Refer To Test Graph		Pass
	2560	1	0	Refer To Test Graph		Pass
			99	Refer To Test Graph		Pass
		100	0	Refer To Test Graph		Pass

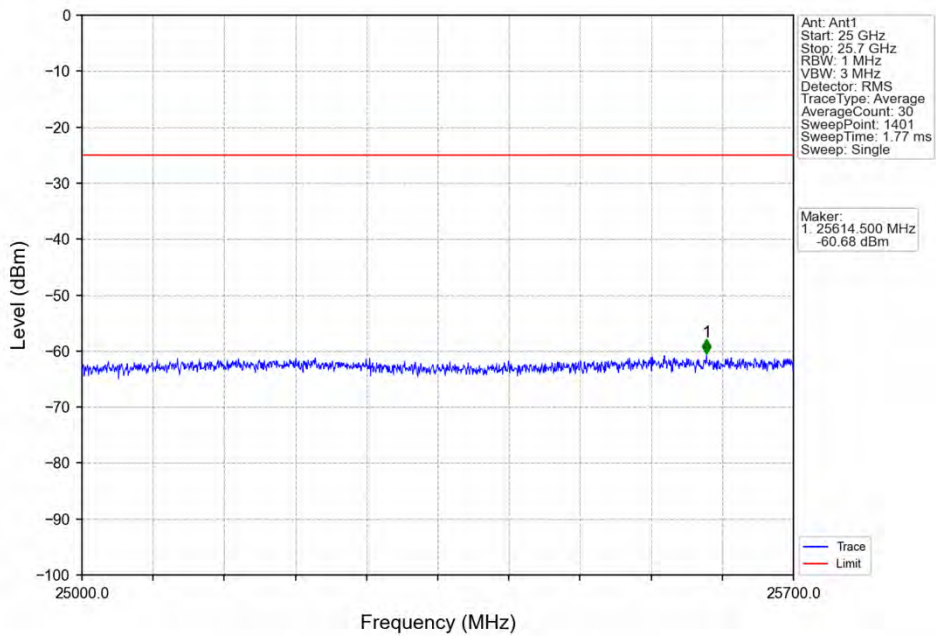
6.4.2 Test Graph



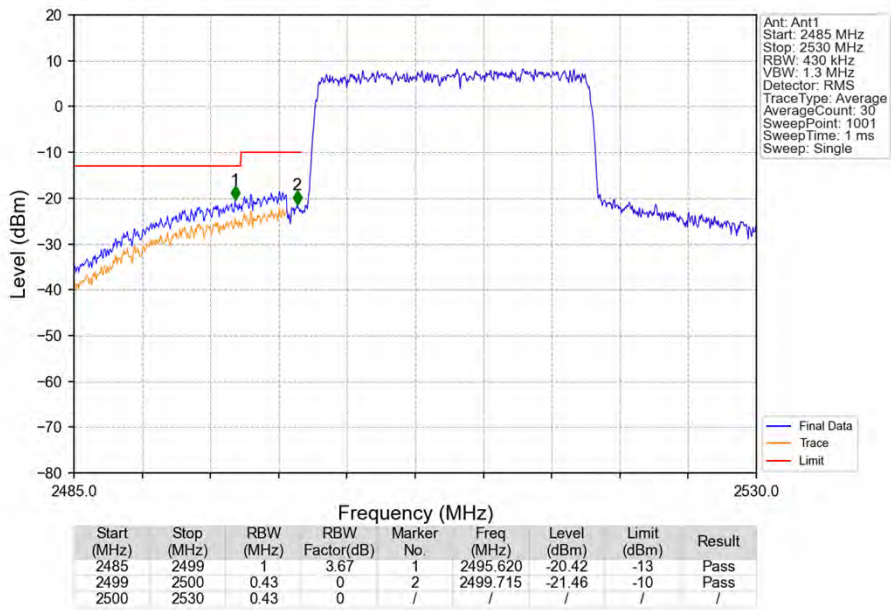
Band7_20MHz_QPSK_LCH_2510MHz_RB_1_0_NTNV



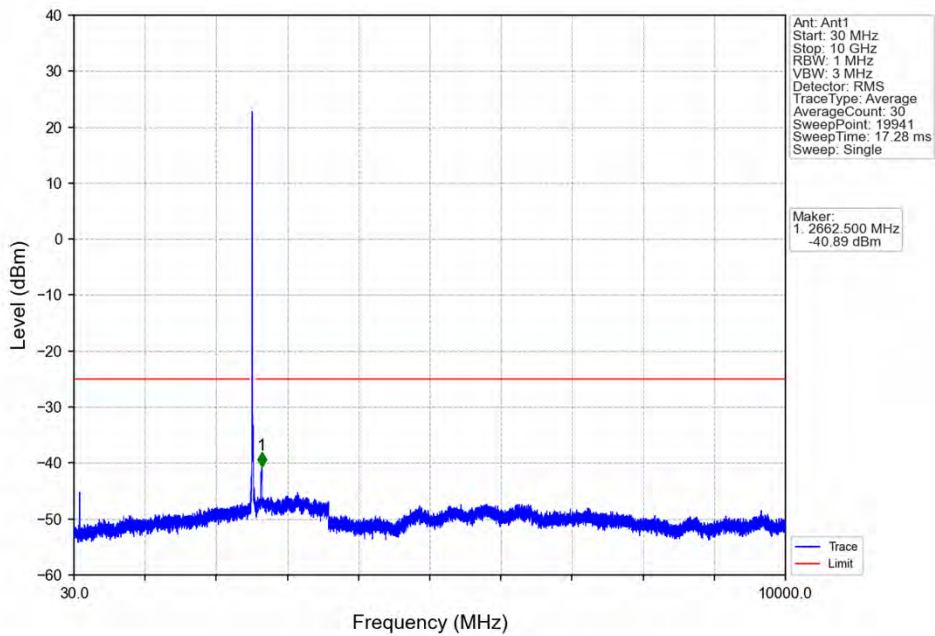
Band7_20MHz_QPSK_LCH_2510MHz_RB_1_0_NTNV



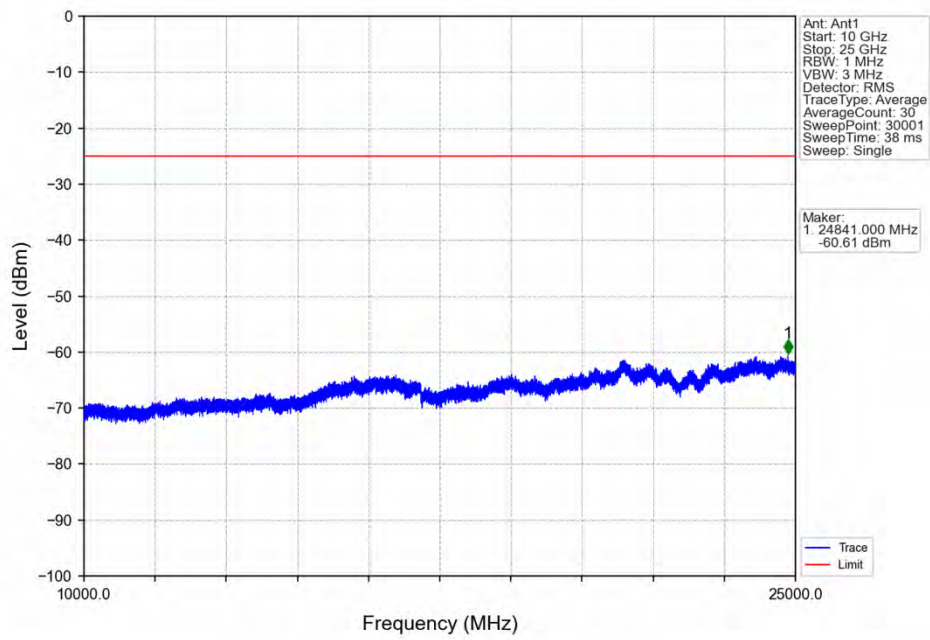
Band7_20MHz_QPSK_LCH_2510MHz_RB_100_0_NTNV



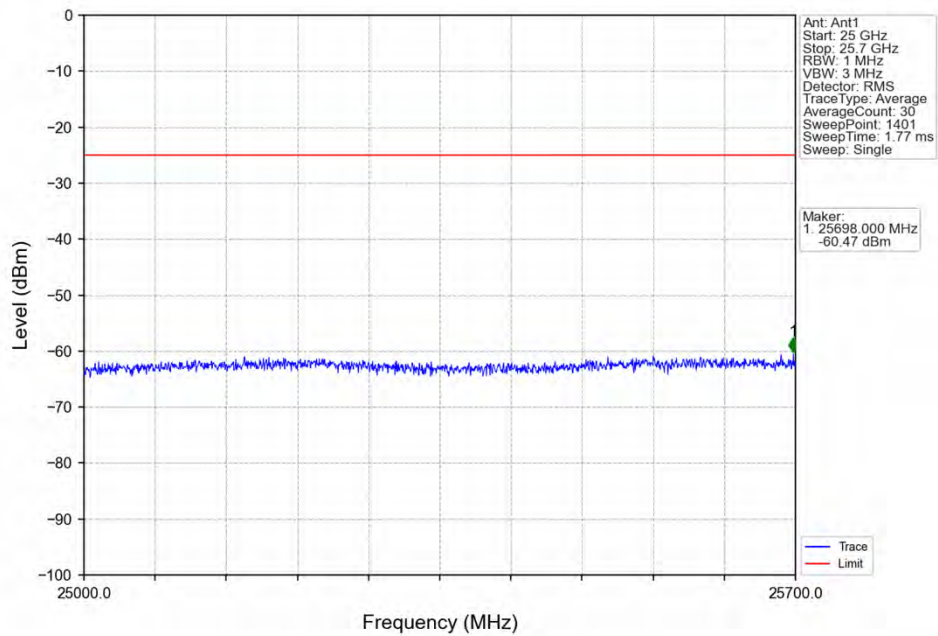
Band7_20MHz_QPSK_MCH_2535MHz_RB_1_0_NTNV



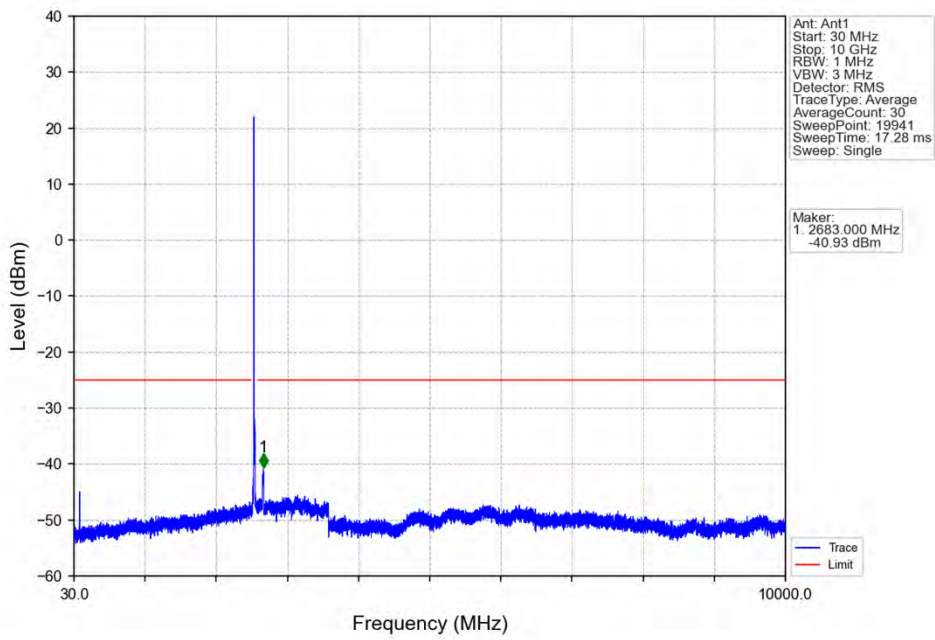
Band7_20MHz_QPSK_MCH_2535MHz_RB_1_0_NTNV



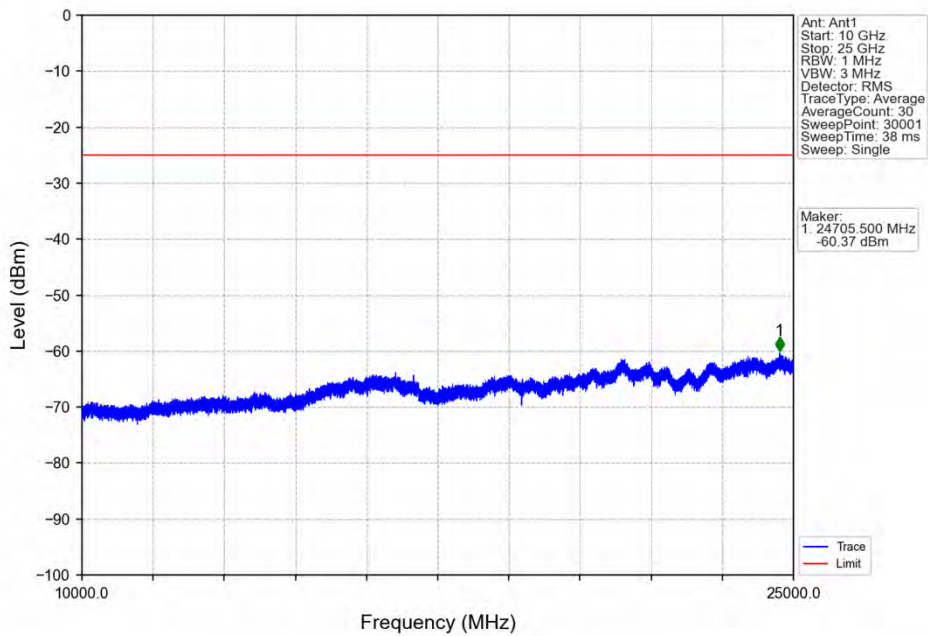
Band7_20MHz_QPSK_MCH_2535MHz_RB_1_0_NTNV



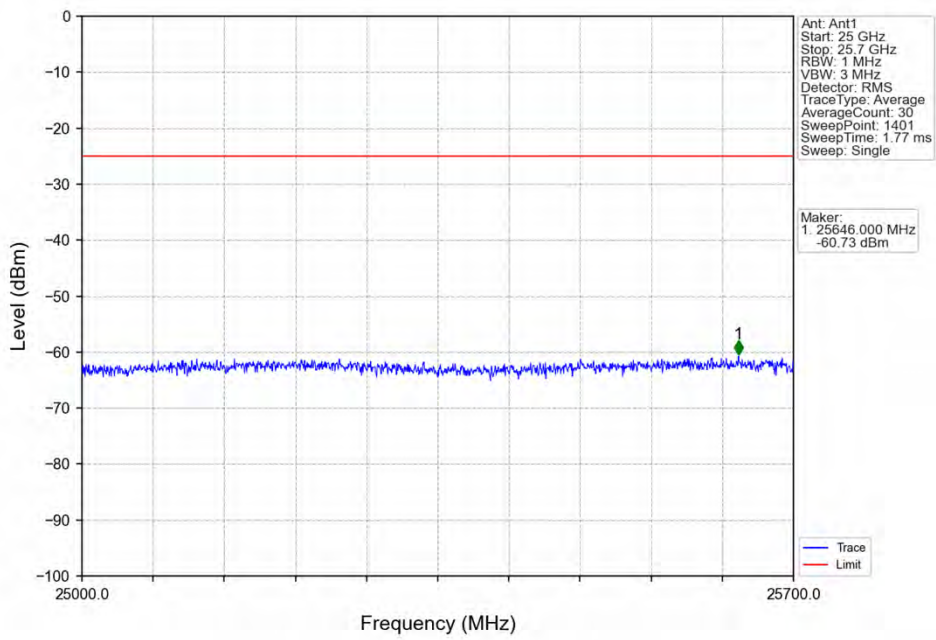
Band7_20MHz_QPSK_HCH_2560MHz_RB_1_0_NTNV



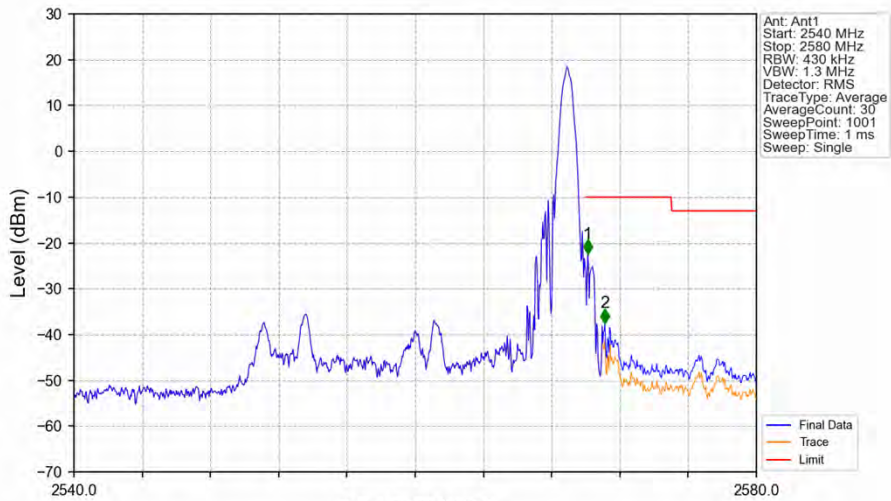
Band7_20MHz_QPSK_HCH_2560MHz_RB_1_0_NTNV



Band7_20MHz_QPSK_HCH_2560MHz_RB_1_0_NTNV

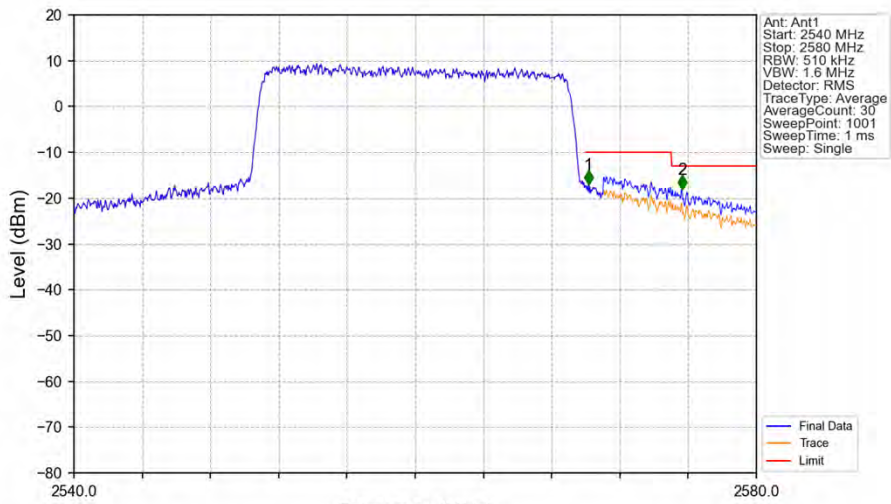


Band7_20MHz_QPSK_HCH_2560MHz_RB_1_99_NTNV



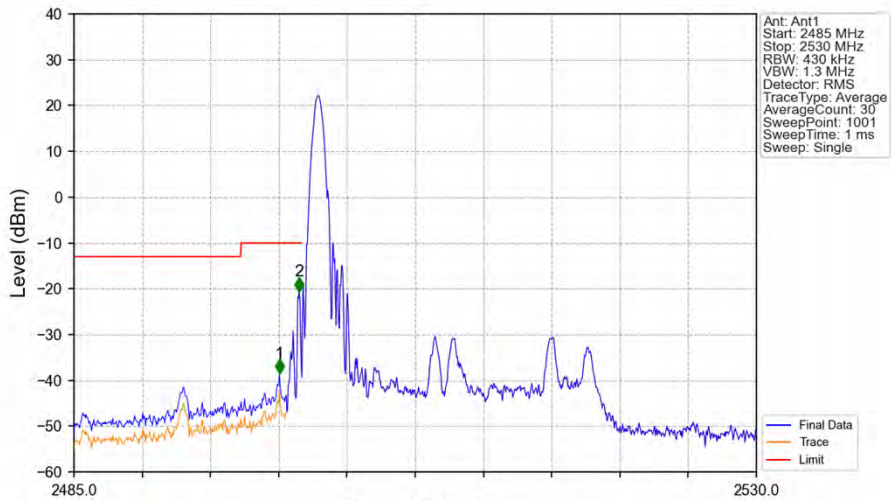
Start (MHz)	Stop (MHz)	RBW (MHz)	RBW Factor (dB)	Marker No.	Freq (MHz)	Level (dBm)	Limit (dBm)	Result
2540	2570	0.43	0	/	/	/	/	/
2570	2571	0.43	0	1	2570.120	-22.36	-10	Pass
2571	2580	1	3.67	2	2571.120	-37.47	-10	Pass

Band7_20MHz_QPSK_HCH_2560MHz_RB_100_0_NTNV



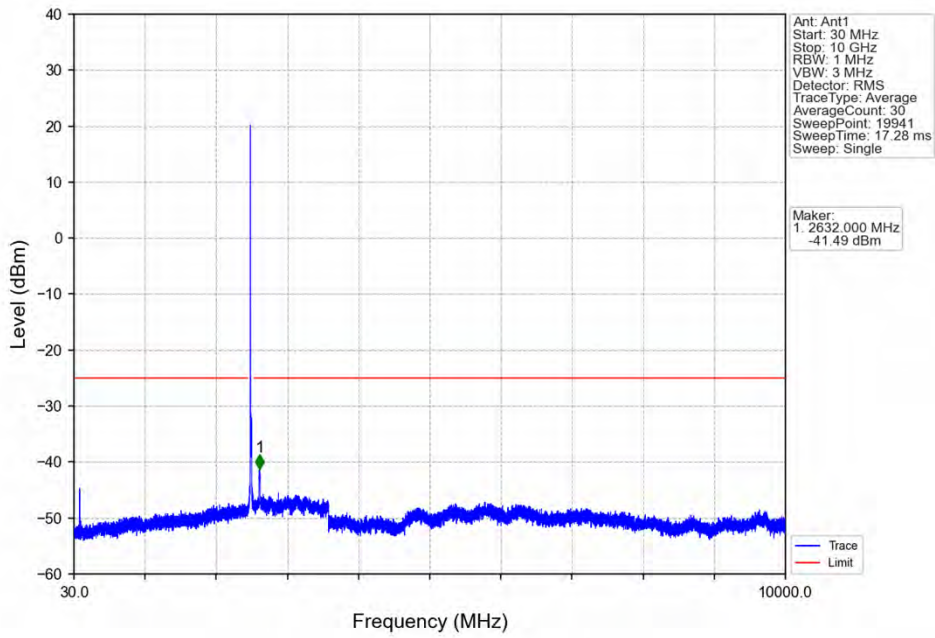
Start (MHz)	Stop (MHz)	RBW (MHz)	RBW Factor(dB)	Marker No.	Freq (MHz)	Level (dBm)	Limit (dBm)	Result
2540	2570	0.51	0	/	/	/	/	/
2570	2571	0.51	0	1	2570.160	-17.09	-10	Pass
2571	2580	1	2.92	2	2575.640	-18.16	-13	Pass

Band7_20MHz_16QAM_LCH_2510MHz_RB_1_0_NTNV

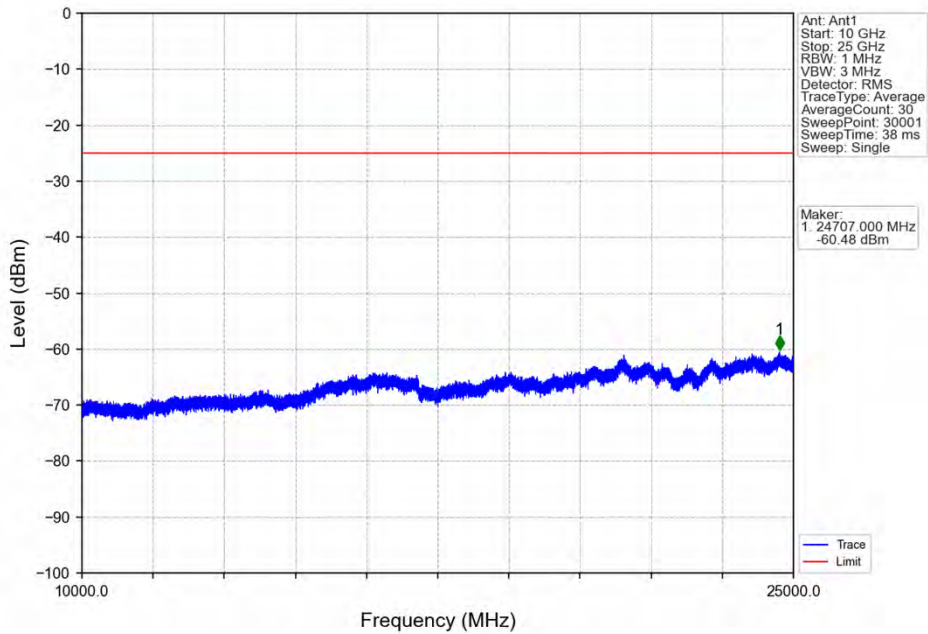


Start (MHz)	Stop (MHz)	RBW (MHz)	RBW Factor(dB)	Marker No.	Freq (MHz)	Level (dBm)	Limit (dBm)	Result
2485	2499	1	3.67	1	2498.545	-38.47	-10	Pass
2499	2500	0.43	0	2	2499.850	-20.59	-10	Pass
2500	2530	0.43	0	/	/	/	/	/

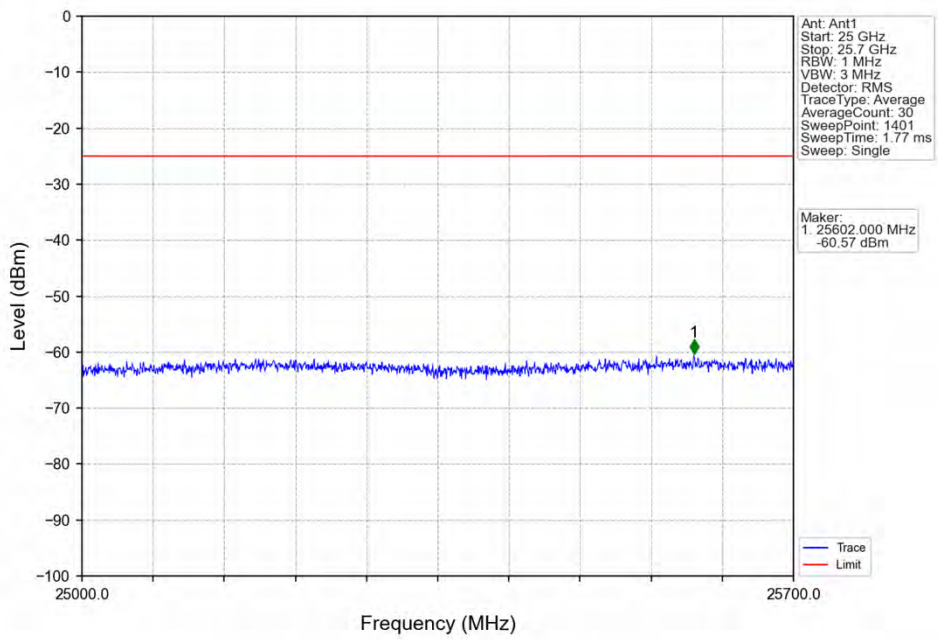
Band7_20MHz_16QAM_LCH_2510MHz_RB_1_0_NTNV



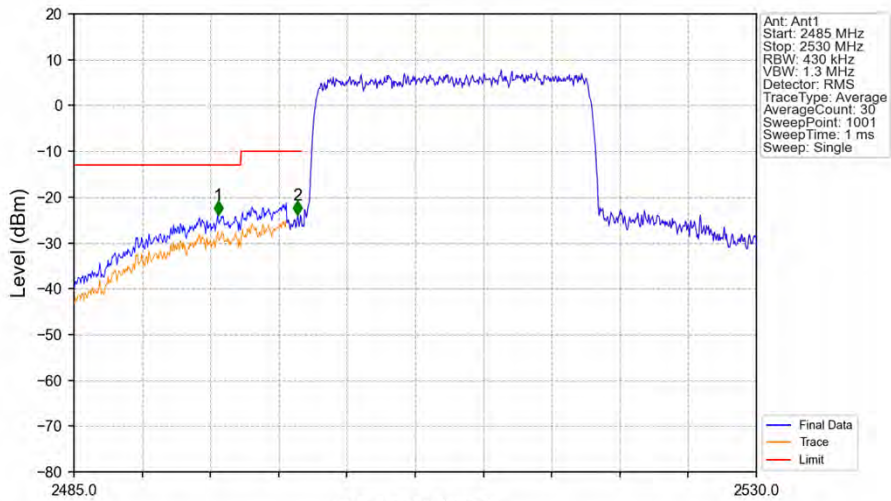
Band7_20MHz_16QAM_LCH_2510MHz_RB_1_0_NTNV



Band7_20MHz_16QAM_LCH_2510MHz_RB_1_0_NTNV

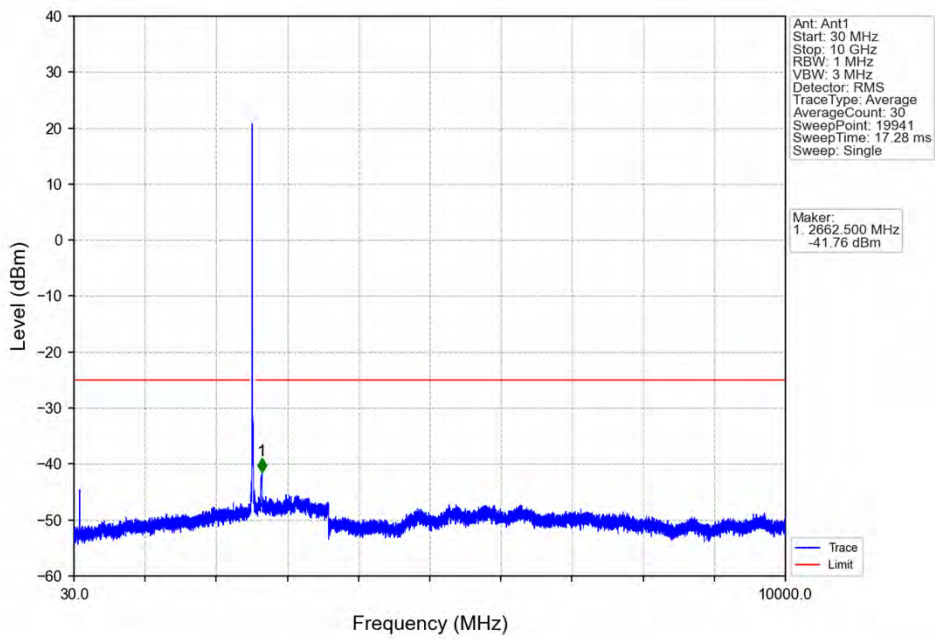


Band7_20MHz_16QAM_LCH_2510MHz_RB_100_0_NTNV

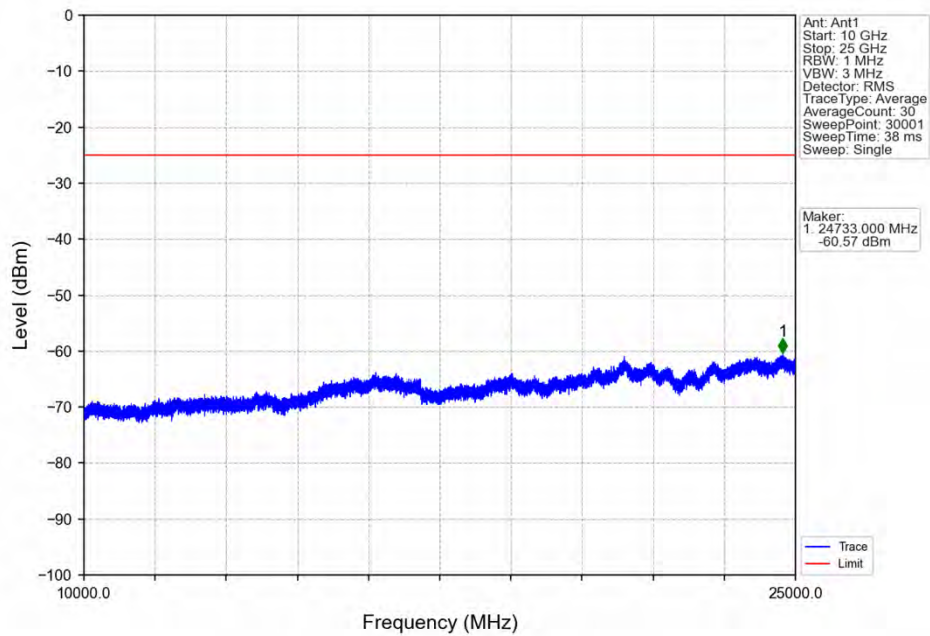


Start (MHz)	Stop (MHz)	RBW (MHz)	RBW Factor (dB)	Marker No.	Freq (MHz)	Level (dBm)	Limit (dBm)	Result
2485	2499	1	3.67	1	2494.495	-23.88	-13	Pass
2499	2500	0.43	0	2	2499.760	-23.95	-10	Pass
2500	2530	0.43	0	/	/	/	/	/

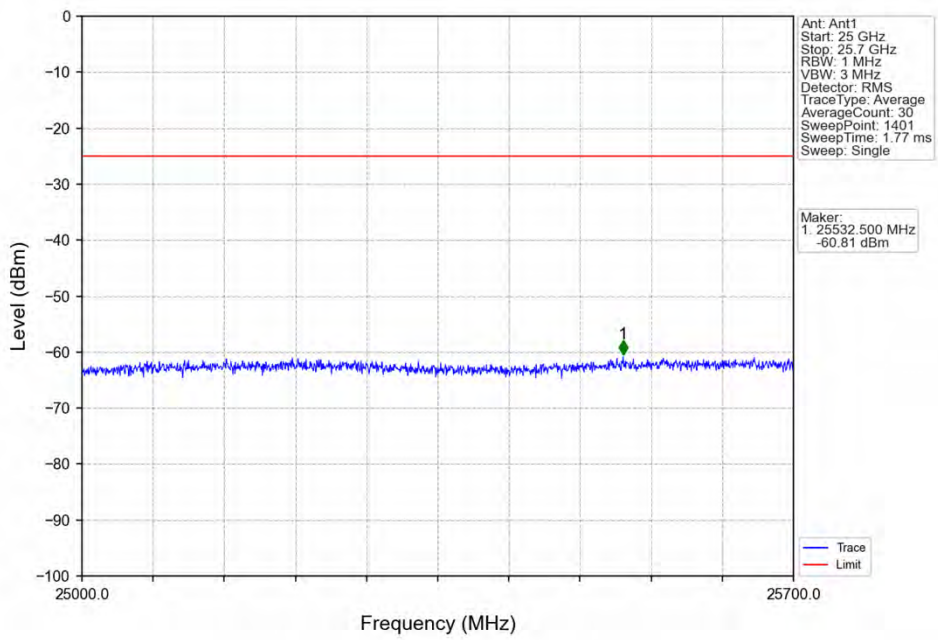
Band7_20MHz_16QAM_MCH_2535MHz_RB_1_0_NTNV



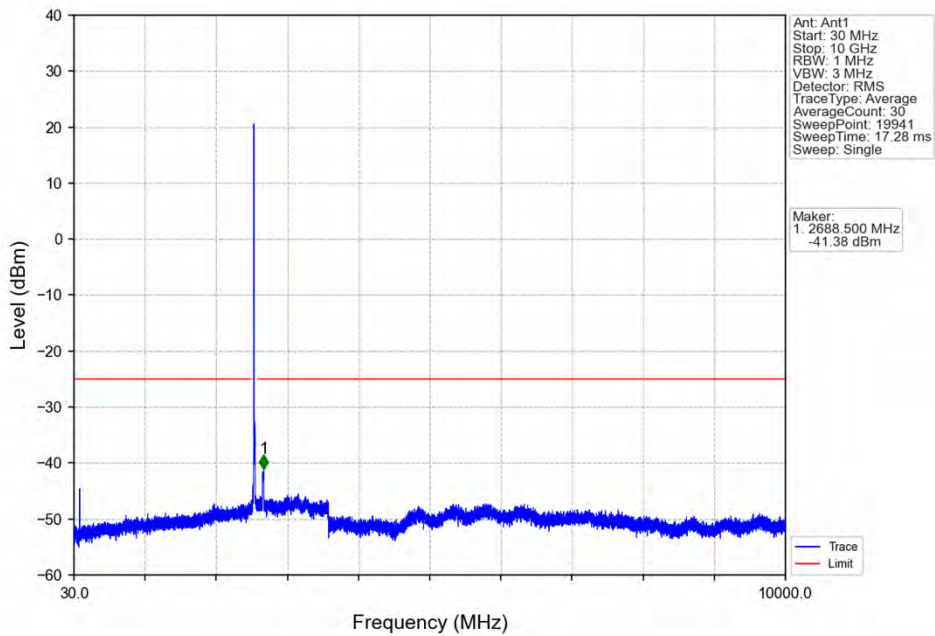
Band7_20MHz_16QAM_MCH_2535MHz_RB_1_0_NTNV



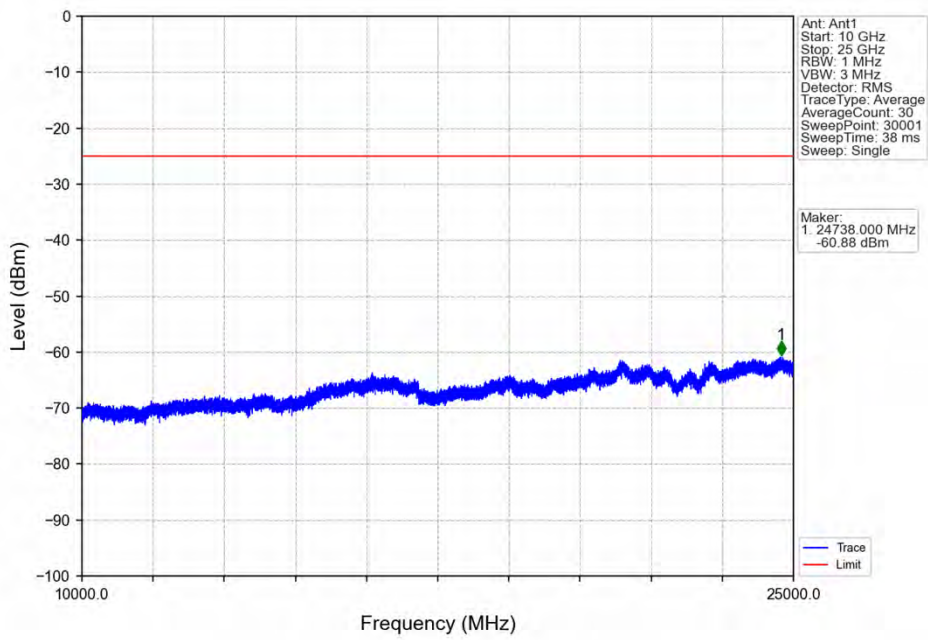
Band7_20MHz_16QAM_MCH_2535MHz_RB_1_0_NTNV



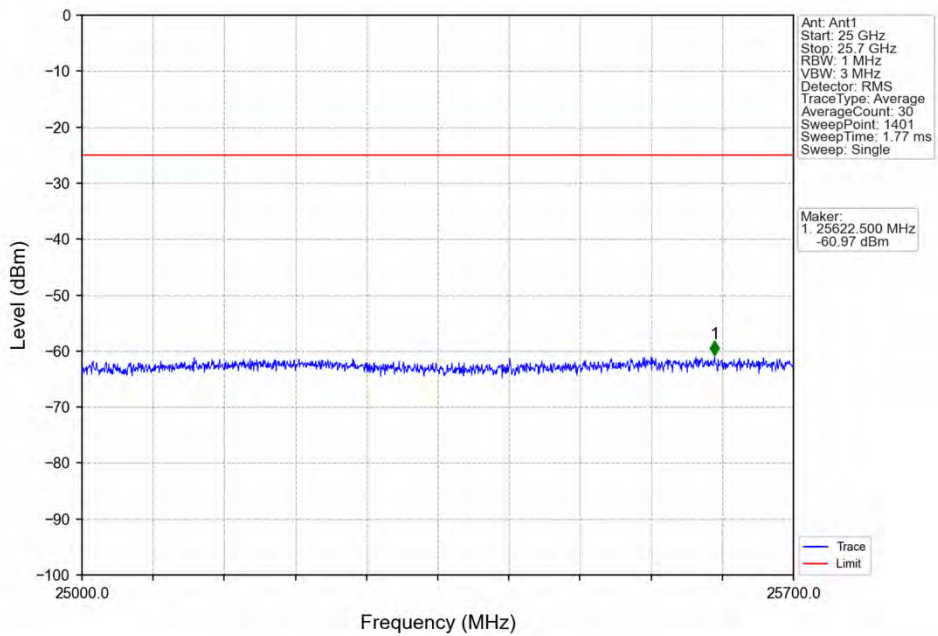
Band7_20MHz_16QAM_HCH_2560MHz_RB_1_0_NTNV



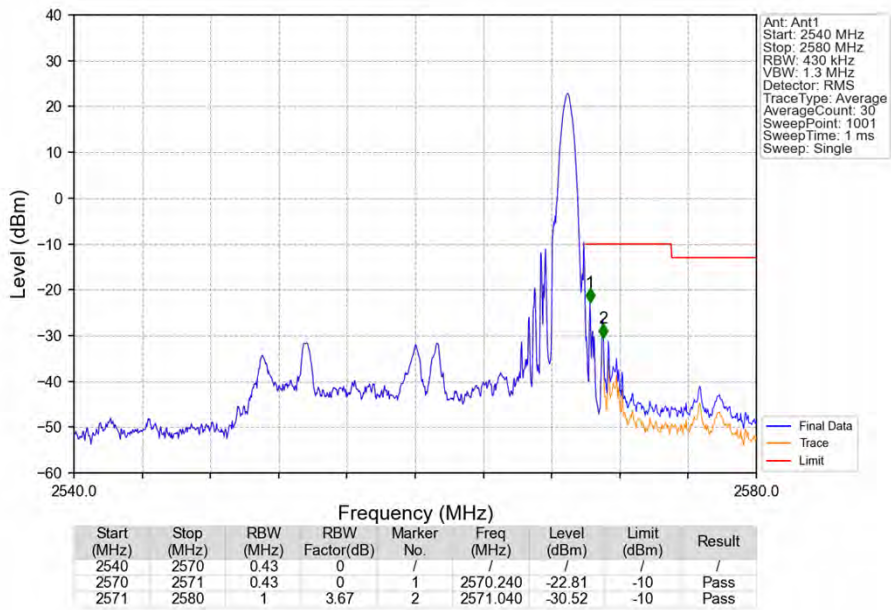
Band7_20MHz_16QAM_HCH_2560MHz_RB_1_0_NTNV



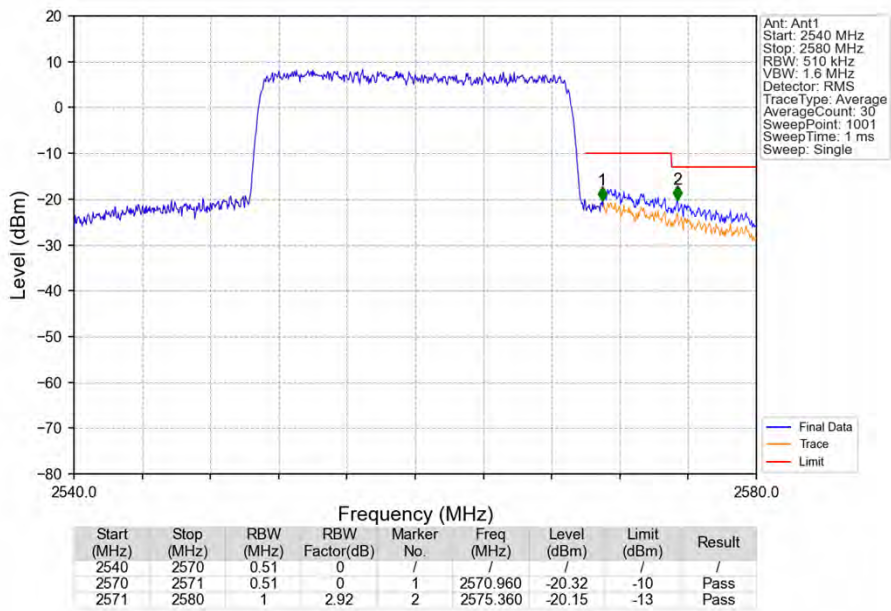
Band7_20MHz_16QAM_HCH_2560MHz_RB_1_0_NTNV



Band7_20MHz_16QAM_HCH_2560MHz_RB_1_99_NTNV



Band7_20MHz_16QAM_HCH_2560MHz_RB_100_0_NTNV



7. Form731

7.1 Form731_Power

7.1.1 Test Result

Band	BW	Lower Freq	High Freq	MAX Power (W)	Value	Hz/ppm	Emission Designator	Rule Parts	MAX Power (dBm)
7	5	2502.5	2567.5	0.2735	0.0026	ppm	4M59G7D	27M	24.37
7	5	2502.5	2567.5	0.2228	0.0021	ppm	4M59W7D	27M	23.48
7	10	2505	2565	0.2667	0.0027	ppm	9M12G7D	27M	24.26
7	10	2505	2565	0.2203	0.0025	ppm	9M12W7D	27M	23.43
7	15	2507.5	2562.5	0.2600	0.0034	ppm	13M7G7D	27M	24.15
7	15	2507.5	2562.5	0.2234	0.0033	ppm	13M7W7D	27M	23.49
7	20	2510	2560	0.2559	0.0027	ppm	18M2G7D	27M	24.08
7	20	2510	2560	0.2270	0.0024	ppm	18M2W7D	27M	23.56

7.2 Form731_EIRP

7.2.1 Test Result

Band	BW	Lower Freq	High Freq	MAX Power (W)	Value	Hz/ppm	Emission Designator	Rule Parts	MAX Power (dBm)
7	5	2502.5	2567.5	0.2979	0.0026	ppm	4M59G7D	27M	24.74
7	5	2502.5	2567.5	0.2427	0.0021	ppm	4M59W7D	27M	23.85
7	10	2505	2565	0.2904	0.0027	ppm	9M12G7D	27M	24.63
7	10	2505	2565	0.2399	0.0025	ppm	9M12W7D	27M	23.80
7	15	2507.5	2562.5	0.2831	0.0034	ppm	13M7G7D	27M	24.52
7	15	2507.5	2562.5	0.2432	0.0033	ppm	13M7W7D	27M	23.86
7	20	2510	2560	0.2786	0.0027	ppm	18M2G7D	27M	24.45
7	20	2510	2560	0.2472	0.0024	ppm	18M2W7D	27M	23.93