


Product Name: Smart Phone	Report No: FCC022023-00500RF6
Product Model: N50	Security Classification: Open
Version: V1.0	Total Page: 224

TIRT Testing Report

Prepared By:	Checked By:	Approved By:	
Stone Tang	Randy Lv	Daniel Chen	
<i>Stone Tang</i>	<i>Randy Lv</i>	<i>Daniel Chen</i>	

RF TEST REPORT

FCC ID: 2AX4YN50

According to

**FCC CFR Title 47 Part 2
FCC CFR Title 47 Part 22 Subpart H
FCC CFR Title 47 Part 24 Subpart E
FCC CFR Title 47 Part 27
ANSI C63.26:2015**

Equipment : Smart Phone
Model No. : N50
Trademark : DOOGEE
Applicant : Shenzhen DOOGEE Hengtong Technology CO.,LTD
B, 2/F, Building A4, Silicon Valley Power Digital Industrial Park, No. 22,
Longhua New District, Shenzhen, China

- The test result referred exclusively to the presented test model /sample.
- Without written approval of TIRT Inc. the test report shall not reproduced except in full.
- Test date: 2023/02/20~2023/03/11

Lab: Beijing TIRT Technology Service Co.,Ltd Shenzhen

Add: 101, 3 # Factory Building, Gongjin Electronics Shatin Community, Kengzi Street,
Pingshan District, Shenzhen, China

TEL: +86-0755-27087573

TABLE OF CONTENTS

Description	Page
1 TEST SUMMARY	5
2 GENERAL INFORMATION	6
2.1 GENERAL DESCRIPTION OF EUT	6
2.2 RELATED SUBMITTAL(S) / GRANT (S)	7
2.3 TEST FACILITY	7
2.4 ACCESSORIES OF DEVICE (EUT)	7
2.5 TESTED SUPPORTING SYSTEM DETAILS	7
2.6 TEST CONDITIONS	7
2.7 MEASUREMENT UNCERTAINTY	8
3 TEST INSTRUMENTS LIST	9
4 SYSTEM TEST CONFIGURATION	10
4.1 TEST MODE	10
4.2 CONFIGURATION OF TESTED SYSTEM	10
4.3 CONDUCTED OUTPUT POWER	11
4.4 PEAK-TO-AVERAGE RATIO	27
4.5 OCCUPY BANDWIDTH	32
4.6 MODULATION CHARACTERISTIC	54
4.7 OUT OF BAND EMISSION AT ANTENNA TERMINALS	54
4.8 ERP, EIRP MEASUREMENT	143
4.9 FIELD STRENGTH OF SPURIOUS RADIATION MEASUREMENT	205
4.10 FREQUENCY STABILITY V.S. TEMPERATURE MEASUREMENT	221
4.11 FREQUENCY STABILITY V.S. VOLTAGE MEASUREMENT	225
4.12 TEST SETUP PHOTO	228

History of this test report

Original Report Issue Date: 2023.03.13

- No additional attachment
- Additional attachments were issued following record

Attachment No.	Issue Date	Description

1 Test Summary

Test Item	Section in CFR 47	Result
RF Exposure (SAR)	Part 1.1307 Part 2.1093	Pass*(Please refer to SAR Report)
RF Output Power	Part 2.1046 Part 22.913(a) (5) Part 24.232 (c) Part 27.50 (d)(4) Part 27.50 (h)	Pass
Peak-To-Average Ratio	Part 2.1046 Part 22.913(d) Part 24.232 (d) Part 27.50(d)	Pass
Modulation Characteristics	Part 2.1047	N/A
99% & -26 dB Occupied Bandwidth	Part 2.1049 Part 22.917 Part 24.238 Part 27.53(a)	Pass
Spurious Emissions at Antenna Terminal	Part 2.1051 Part 22.917 (a) Part 24.238 (a) Part 27.53 (h)/(m)	Pass
Field Strength of Spurious Radiation	Part 2.1053 Part 22.917 (a) Part 24.238 (a) Part 27.53 (h)/(m)	Pass
Out of band emission, Band Edge	Part 22.917 (a) Part 24.238 (a) Part 27.53(h)/(m)	Pass
Frequency stability vs. temperature	Part 2.1055(a)(1)(b)	Pass
Frequency stability vs. voltage	Part 2.1055(d)(1)(2)	Pass

Note: 1. Pass: The EUT complies with the essential requirements in the standard.

2. The conclusion of this test report is judged by actual test data without considering measurement uncertainty.

2 General Information

2.1 General Description of EUT

Description of Device (EUT)

EUT Name : Smart Phone
 Model No. : N50
 DIFF. : N/A
 Power supply : DC 9V from adapter, DC 3.7V from battery

Support Bands : LTE Band 2/4/5/7/12/17/41

Channel Bandwidth : LTE Band 2: 1.4MHz, 3MHz, 5MHz, 10MHz, 15MHz, 20MHz
 LTE Band 4: 1.4MHz, 3MHz, 5MHz, 10MHz, 15MHz, 20MHz
 LTE Band 5: 1.4MHz, 3MHz, 5MHz, 10MHz
 LTE Band 7: 5MHz, 10MHz, 15MHz, 20MHz
 LTE Band 12: 1.4MHz, 3MHz, 5MHz, 10MHz
 LTE Band 17: 5MHz, 10MHz
 LTE Band 41: 5MHz, 10MHz, 15MHz, 20MHz

TX Frequency : LTE Band 2: 1850 ~ 1910 MHz
 LTE Band 4: 1710 ~ 1755 MHz
 LTE Band 5: 824 ~ 849 MHz
 LTE Band 7: 2500 ~ 2570 MHz
 LTE Band 12: 699MHz ~ 716MHz
 LTE Band 17: 704 MHz ~ 716 MHz
 LTE Band 41: 2535MHz ~ 2655MHz

Modulation type : QPSK, 16QAM

Antenna Type : Internal antenna,
 LTE Band 2: Maximum Gain is 0.58dBi.
 LTE Band 4: Maximum Gain is 0.51dBi.
 LTE Band 5: Maximum Gain is 0.23dBi.
 LTE Band 7: Maximum Gain is 0.8dBi.
 LTE Band 12: Maximum Gain is -0.29dBi.
 LTE Band 17: Maximum Gain is -0.29dBi.
 LTE Band 41: Maximum Gain is 0.75dBi.
 Antenna information is provided by applicant.
 There is WWAN diversity antenna inside the product, which is only for receiving function.

Software version : DOOGEE-N50-EEA-Android13.0-20230216

Hardware version : SC6007_MB_V1.1.0

Remark 1: The worst-case simultaneous transmission configuration was evaluated with no non-compliance found. Results in this report are only for 4G function, and there is no other transmitter involved.

2. The product contains two SIM card slots, both of which have been tested and only reflect the data of SIM card slot 1.

2.2 Related Submittal(s) / Grant (s)

This submittal(s) (test report) is filing to comply with Section Part 22 subpart H and Part 24 subpart E of the FCC CFR 47 Rules.

2.3 Test Facility

Company:	Beijing TIRT Technology Service Co.,Ltd Shenzhen
Address:	101, 3 # Factory Building, Gongjin Electronics Shatin Community, Kengzi Street, Pingshan District, Shenzhen, China
CNAS Registration Number:	CNAS L14158
A2LA Registration Number:	6049.01
FCC Designation Number:	CN1309
Test Firm Registration Number:	825524
Telephone:	+86-0755-27087573

2.4 Accessories of Device (EUT)

Accessories : /
 Manufacturer : /
 Model : /
 Ratings : /

2.5 Tested Supporting System Details

No.	Description	Manufacturer	Model	Serial Number	Certification or SDoC
--	--	--	--	--	--

2.6 Test Conditions

Items	Required	Actual
Temperature range:	15-35°C	24°C
Humidity range:	25-75%	56%
Pressure range:	86-106kPa	98kPa

2.7 Measurement Uncertainty

Uncertainty	
Parameter	Uncertainty
Occupied Channel Bandwidth	± 142.12 KHz
RF power conducted	± 0.74 dB
RF power radiated	± 3.25 dB
Spurious emissions, conducted	± 1.78 dB
Spurious emissions, radiated (9KHz~30MHz)	± 2.56 dB
Spurious emissions, radiated (30MHz~1GHz)	± 4.6 dB
Spurious emissions, radiated (Above 1GHz)	± 4.9 dB
Conduction Emissions(150kHz~30MHz)	± 3.1 dB
Humidity	$\pm 4.6\%$
Temperature	$\pm 0.7^{\circ}\text{C}$
Time	$\pm 1.25\%$

3 Test Instruments list

No.	Equipment	Manufacturer	Type No.	Serial No.	Cal. date (yyyy/mm/dd)	Cal. Due date (yyyy/mm/dd)
1	EMI Receiver	Rohde&Schwarz	ESCI	100718	2022/11/09	2023/11/10
2	AMN	Rohde&Schwarz	ENV216	100075	2022/11/09	2023/11/10
3	AMN	Schwarzbeck	NSLK8127	#829	2022/11/09	2023/11/10
4	ECSI RF IN RF Cable	Rohde&Schwarz	RP-X1	\	2022/11/17	2023/11/16
5	ECSI RF IN RF Cable	Rohde&Schwarz	Sapre sm	\	2022/11/09	2023/11/10
6	EMI Receiver	Rohde&Schwarz	ESR7	102013	2022/11/09	2023/11/10
7	Spectrum analyzer	Rohde&Schwarz	FSV30	103741	2022/11/09	2023/11/10
8	Spectrum analyzer	KEYSIGHT	N9010A	MY51440158	2022/11/09	2023/11/10
9	Integral Antenna	Schwarzbeck	VULB 9163	9163-868	2022/12/25	2023/12/24
10	Integral Antenna	Schwarzbeck	BBHA 9120D	BBHA 9120D 1201	2022/11/09	2023/11/10
11	Integral Antenna	Schwarzbeck	BBHA 9170	9170#685	2022/11/06	2023/11/10
12	Preamplifier	CD Systems Inc	PAP-03036- 30	85060000	2022/11/09	2023/11/10
13	Preamplifier	Schwarzbeck	BBV9721	9721-019	2022/11/09	2023/11/10
14	Preamplifier	emci	EMC012645 SE	980417	2022/11/09	2023/11/10
15	ECSI RF IN RF Cable	Rohde&Schwarz	AP-X1	\	2022/11/09	2023/11/10
16	Spectrum Analyzer	Agilent	N9010A	MY52221119	2022/11/09	2023/11/10
17	Power Collection Unit	Tonscend	JS0806-2	188060134	2022/09/12	2023/09/11
18	Tonscend Test System	Tonscend	2.6.77.0518	NA	NA	NA
19	Power Sensor	Agilent	U2021XA	MY55410011	2022/09/12	2023/09/11
20	Power Sensor	Agilent	U2021XA	MY55410012	2022/09/12	2023/09/11
21	Power Sensor	Agilent	U2021XA	MY55410018	2022/09/12	2023/09/11
22	Power Sensor	Agilent	U2021XA	MY55410019	2022/09/12	2023/09/11
23	Temp&Humidity Recorder	Anymetre	JR900	NA	2022/11/03	2023/11/02
24	Temp&Humidity Chamber	ETOMA	NTH1100- 30A	16080628	2022/09/01	2023/08/30

4 System test configuration

4.1 Test mode

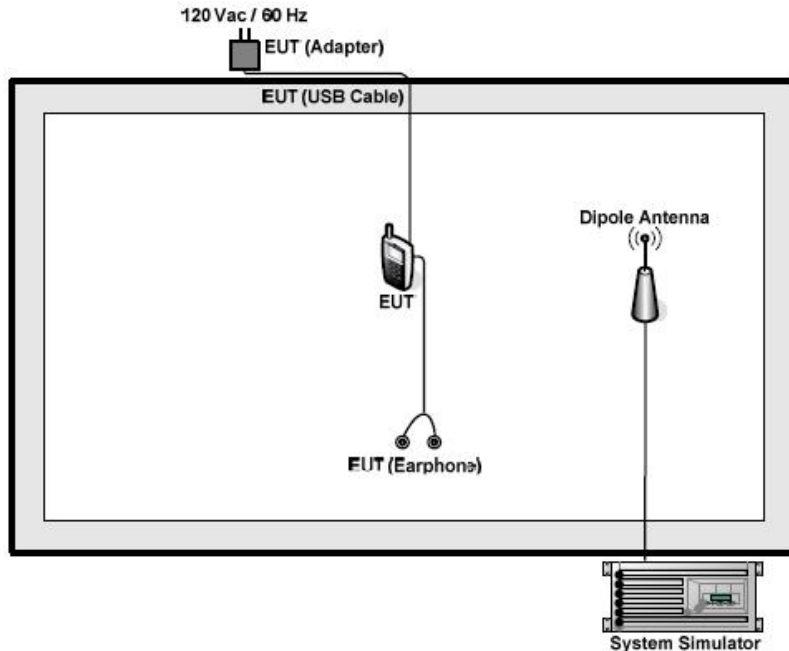
During all testing, EUT is in link mode with base station emulator at maximum power level. The spurious emission measurements were carried out in semi-anechoic chamber with 3-meter test range, and EUT is rotated on three test planes to find out the worst emission.

Test modes		
Band	Radiated	Conducted
LTE Band 2	■ QPSK link, 16QAM link	■ QPSK link, 16QAM link
LTE Band 4	■ QPSK link, 16QAM link	■ QPSK link, 16QAM link
LTE Band 5	■ QPSK link, 16QAM link	■ QPSK link, 16QAM link
LTE Band 7	■ QPSK link, 16QAM link	■ QPSK link, 16QAM link
LTE Band 12	■ QPSK link, 16QAM link	■ QPSK link, 16QAM link
LTE Band 17	■ QPSK link, 16QAM link	■ QPSK link, 16QAM link
LTE Band 41	■ QPSK link, 16QAM link	■ QPSK link, 16QAM link

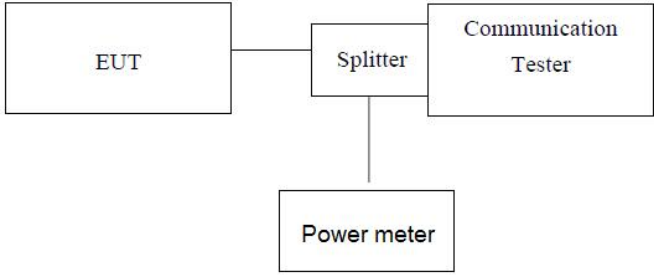
Note: Antenna port conducted and radiated test items were performed according to KDB 971168 D01 Power Meas License Digital Systems v03r1 with maximum output power.

Radiated measurements were performed with rotating EUT in different three orthogonal test planes to find the maximum emission.

4.2 Configuration of Tested System



4.3 Conducted Output Power

Test Requirement:	FCC part22.913(a) (5), FCC part24.232(b) and FCC Part 27.50 (d)(4)/(h)
Test Method:	ANSI C63.26:2015
Limit:	LTE Band 2: 2W LTE Band 4: 1W LTE Band 5: 7W LTE Band 7: 2W LTE Band 12: 3W LTE Band 17: 1W LTE Band 41: 2W
Test setup:	 <pre> graph LR EUT[EUT] --- Splitter[Splitter] Splitter --- CT[Communication Tester] Splitter --- PM[Power meter] </pre> <p><i>Note: Measurement setup for testing on Antenna connector</i></p>
Test Procedure:	<ol style="list-style-type: none"> 1. The transmitter output port was connected to base station. 2. The RF output of EUT was connected to the power meter by RF cable and attenuator, the path loss was compensated to the results for each measurement. 3. Set EUT at maximum power through base station. 4. Select lowest, middle, and highest channels for each band and different modulation. 5. Measure the maximum burst average power.
Test Instruments:	Refer to section 3 for details
Test mode:	Refer to section 4.1 for details
Test results:	Pass

Measurement Data

LTE Band2

BW (MHz)	Frequency (MHz)	RB Configuration		Average Power [dBm]	
		Size	Offset	QPSK	16QAM
1.4	1850.7	1	0	24.00	22.73
		1	3	22.20	23.79
		1	5	23.92	22.39
		3	0	23.27	24.12
		3	2	22.58	22.85
		3	3	23.91	22.82
		6	0	22.29	22.86
	1880.0	1	0	24.21	22.78
		1	3	23.35	23.33
		1	5	22.85	22.76
		3	0	22.24	22.44
		3	2	22.35	22.24
		3	3	23.40	22.06
		6	0	23.08	23.23
	1909.3	1	0	23.03	22.33
		1	3	22.97	23.00
		1	5	22.79	23.00
		3	0	22.01	22.25
		3	2	23.37	23.19
		3	3	22.77	22.76
		6	0	23.08	22.49
3	1851.5	1	0	23.27	22.85
		1	7	22.05	23.14
		1	14	24.42	23.57
		8	0	22.61	22.47
		8	4	23.15	22.95
		8	7	22.94	23.08
		15	0	22.90	22.44
	1880.0	1	0	22.42	22.59
		1	7	22.83	22.86
		1	14	23.14	22.61
		8	0	22.49	22.36
		8	4	22.44	22.74
		8	7	22.62	23.01
		15	0	22.88	22.47
	1908.5	1	0	22.95	22.07
		1	7	22.96	22.65
		1	14	23.04	22.03
		8	0	22.41	22.66
		8	4	22.81	22.40
		8	7	22.88	22.03
		15	0	22.25	22.68
5	1852.5	1	0	22.41	22.67
		1	12	23.07	22.24
		1	24	22.99	22.16

		12	0	22.57	22.50
		12	6	22.62	22.45
		12	13	22.78	22.28
		25	0	22.35	22.38
	1880.0	1	0	23.90	24.19
		1	12	22.91	23.53
		1	24	22.53	22.22
		12	0	22.28	22.83
		12	6	22.38	22.34
		12	13	22.24	22.76
		25	0	22.46	22.86
		1907.5	1	0	22.91
	1		12	22.18	22.30
	1		24	22.36	22.37
12	0		22.75	22.94	
12	6		22.32	22.71	
12	13		22.68	22.37	
25	0		22.88	23.17	
10	1855.0	1	0	23.96	23.19
		1	24	22.91	22.94
		1	49	22.94	22.65
		25	0	23.22	22.18
		25	12	22.60	23.05
		25	25	23.37	22.84
		50	0	23.27	22.61
	1880.0	1	0	22.01	23.60
		1	24	24.02	24.01
		1	49	23.02	22.43
		25	0	22.91	23.15
		25	12	22.52	22.30
		25	25	22.75	22.39
		50	0	22.27	22.73
	1905.0	1	0	23.73	22.66
		1	24	22.61	22.87
		1	49	22.54	23.43
		25	0	22.72	22.35
		25	12	23.27	22.45
		25	25	22.66	22.65
		50	0	23.12	22.43
15	1857.5	1	0	23.11	22.80
		1	37	22.73	23.50
		1	74	22.36	22.89
		37	0	23.05	22.17
		37	18	22.92	22.51
		37	38	22.73	22.88
		75	0	23.88	22.30
	1880.0	1	0	22.47	23.72
		1	37	23.92	22.93
		1	74	23.06	22.64
		37	0	22.49	22.65

		37	18	22.05	22.83
		37	38	22.93	22.54
		75	0	22.42	22.91
	1902.5	1	0	22.12	22.65
		1	37	23.37	22.50
		1	74	22.75	22.74
		37	0	22.03	22.81
		37	18	22.81	22.86
		37	38	22.37	23.15
		75	0	22.37	22.56
20	1860.0	1	0	23.36	22.60
		1	49	23.28	23.69
		1	99	22.73	23.37
		50	0	22.04	23.01
		50	25	23.45	22.81
		50	50	22.82	22.41
		100	0	22.70	22.27
	1880.0	1	0	24.99	24.78
		1	49	23.66	22.17
		1	99	24.33	22.28
		50	0	24.14	23.92
		50	25	24.21	22.88
		50	50	23.54	22.83
		100	0	23.43	23.14
	1900.0	1	0	24.92	24.53
		1	49	22.47	22.59
		1	99	22.44	23.03
		50	0	23.22	22.94
		50	25	23.43	22.44
		50	50	24.40	24.37
		100	0	22.40	22.23

LTE Band4

BW (MHz)	Frequency (MHz)	RB Configuration		Average Power [dBm]	
		Size	Offset	QPSK	16QAM
1.4	1710.7	1	0	24.28	22.99
		1	3	23.18	23.73
		1	5	24.07	22.63
		3	0	23.55	23.47
		3	2	22.55	22.65
		3	3	22.81	22.47
		6	0	22.97	22.82
	1732.5	1	0	23.61	23.13
		1	3	23.71	23.41
		1	5	23.01	23.07
		3	0	22.69	23.06
		3	2	23.16	23.32
		3	3	23.42	22.17
		6	0	22.39	23.16
	1754.3	1	0	22.83	22.56
		1	3	22.42	23.38
		1	5	22.48	23.05
		3	0	23.03	22.45
		3	2	23.43	22.84
		3	3	23.22	22.44
		6	0	23.39	22.32
3	1711.5	1	0	23.97	22.92
		1	7	22.62	23.04
		1	14	24.34	23.37
		8	0	22.09	22.43
		8	4	22.38	22.91
		8	7	22.22	22.73
		15	0	22.62	22.71
	1732.5	1	0	22.13	22.23
		1	7	22.81	22.25
		1	14	23.24	22.13
		8	0	23.13	22.32
		8	4	22.87	22.22
		8	7	22.29	23.00
		15	0	22.96	22.64
	1753.5	1	0	22.73	22.55
		1	7	22.41	22.81
		1	14	22.37	22.50
		8	0	22.14	23.23
		8	4	22.56	23.17
		8	7	22.95	23.16
		15	0	22.80	22.77
5	1712.5	1	0	22.09	22.11
		1	12	23.61	22.40
		1	24	22.96	22.58
		12	0	22.41	22.55

		12	6	22.47	23.01			
		12	13	22.74	22.64			
		25	0	22.19	23.10			
	1732.5		1	0	24.70	24.48		
			1	12	23.20	23.77		
			1	24	22.10	22.59		
			12	0	22.49	22.84		
			12	6	22.93	22.71		
			12	13	22.46	22.50		
			25	0	23.01	22.70		
			1752.5		1	0	23.39	23.26
					1	12	22.65	22.83
	1	24			22.43	22.34		
	12	0			22.18	23.04		
	12	6			22.60	22.71		
	12	13			22.74	22.52		
	10	1715.0		25	0	22.41	23.01	
				1	0	24.40	22.86	
1				24	22.90	23.29		
1				49	22.29	22.42		
25				0	22.40	22.82		
25				12	22.69	22.47		
25				25	22.84	22.69		
1732.5			50	0	23.24	23.12		
			1	0	22.73	24.02		
			1	24	23.80	23.71		
			1	49	22.90	22.65		
			25	0	22.48	22.52		
			25	12	23.07	22.62		
			25	25	22.53	22.52		
1750.0			50	0	22.75	22.71		
			1	0	23.70	22.78		
			1	24	22.40	23.31		
			1	49	22.97	22.84		
	25		0	22.33	22.34			
	25		12	22.21	23.15			
	25		25	22.60	22.42			
15	1717.5		50	0	22.93	22.71		
			1	0	23.08	22.78		
			1	37	22.68	23.92		
			1	74	22.60	22.12		
			37	0	23.42	22.09		
			37	18	22.52	22.29		
			37	38	22.30	22.27		
	1732.5		75	0	23.57	23.07		
			1	0	23.19	23.70		
			1	37	24.18	22.58		
			1	74	22.97	22.82		
			37	0	22.48	22.50		
		37	18	23.15	22.51			

		37	38	22.58	23.02
		75	0	22.08	22.29
	1747.5	1	0	22.39	22.14
		1	37	23.55	22.67
		1	74	22.04	22.56
		37	0	22.40	22.78
		37	18	22.78	22.36
		37	38	22.50	23.20
		75	0	22.16	22.22
20	1722.0	1	0	23.88	22.75
		1	49	22.55	23.88
		1	99	22.20	22.85
		50	0	22.39	22.04
		50	25	23.60	23.16
		50	50	22.90	22.05
		100	0	22.78	23.22
	1732.5	1	0	24.90	24.72
		1	49	24.68	22.20
		1	99	23.73	22.95
		50	0	24.60	23.82
		50	25	23.80	22.70
		50	50	24.32	24.44
		100	0	23.48	22.54
	1745.0	1	0	24.95	24.74
		1	49	22.86	22.70
		1	99	22.13	23.06
		50	0	22.66	22.72
		50	25	23.03	22.59
		50	50	22.72	22.31
		100	0	22.62	22.71

LTE Band5

BW (MHz)	Frequency (MHz)	RB Configuration		Average Power [dBm]	
		Size	Offset	QPSK	16QAM
1.4	824.7	1	0	24.19	22.92
		1	3	22.68	23.58
		1	5	24.19	23.17
		3	0	24.01	23.55
		3	2	22.10	22.29
		3	3	23.28	22.25
		6	0	22.42	22.89
	836.5	1	0	23.68	23.34
		1	3	23.76	23.30
		1	5	23.06	22.84
		3	0	22.14	22.71
		3	2	22.16	22.09
		3	3	23.62	22.68
		6	0	22.56	22.77
	848.3	1	0	23.24	22.79
		1	3	22.50	23.01
		1	5	22.18	22.43
		3	0	22.65	23.08
		3	2	22.65	22.96
		3	3	22.45	22.19
	3	824.5	1	0	23.48
1			7	22.85	23.10
1			14	24.23	23.33
8			0	23.18	22.30
8			4	22.72	22.40
8			7	22.17	22.54
15			0	22.67	22.08
836.5		1	0	22.10	22.52
		1	7	22.34	22.37
		1	14	22.58	22.31
		8	0	22.61	22.73
		8	4	22.35	23.33
		8	7	22.54	22.37
		15	0	22.53	22.42
847.5		1	0	23.25	22.36
		1	7	22.78	22.91
		1	14	22.28	22.31
		8	0	23.14	22.74
		8	4	22.91	22.20
		8	7	22.81	22.03
		15	0	22.51	23.19
5	824.5	1	0	22.39	22.99
		1	12	22.64	22.59
		1	24	22.33	22.46
		12	0	22.18	22.17

		12	6	22.85	22.42
		12	13	22.30	22.40
		25	0	22.56	22.32
	836.5	1	0	24.14	24.13
		1	12	23.03	24.26
		1	24	22.50	22.52
		12	0	22.87	22.73
		12	6	22.99	22.72
		12	13	22.47	22.53
		25	0	22.76	22.81
		846.5	1	0	22.68
	1		12	22.65	22.45
	1		24	22.60	22.97
	12		0	22.20	23.25
	12		6	22.44	22.76
	12		13	22.41	22.77
	25		0	22.12	22.74
	10	829.0	1	0	24.11
1			24	23.12	24.67
1			49	22.16	22.56
25			0	24.04	23.67
25			12	22.94	22.98
25			25	22.58	22.65
50			0	23.02	22.87
836.5		1	0	22.54	23.90
		1	24	23.99	23.75
		1	49	22.85	22.53
		25	0	22.37	23.07
		25	12	22.58	22.51
		25	25	22.68	22.26
		50	0	22.31	22.31
844.0		1	0	24.93	24.90
		1	24	23.13	23.03
		1	49	22.92	22.59
		25	0	22.98	22.03
		25	12	22.14	23.30
		25	25	22.27	22.88
		50	0	22.57	22.64

LTE Band7

BW (MHz)	Frequency (MHz)	RB Configuration		Average Power [dBm]	
		Size	Offset	QPSK	16QAM
5	2502.5	1	0	24.23	23.56
		1	12	22.58	23.16
		1	24	23.26	23.16
		12	0	23.55	24.15
		12	6	22.28	23.00
		12	13	23.00	22.69
		25	0	22.29	22.85
	2535.0	1	0	24.32	22.82
		1	12	24.62	23.39
		1	24	22.79	22.99
		12	0	22.06	22.68
		12	6	22.79	22.82
		12	13	23.76	22.94
		25	0	22.98	23.05
	2567.5	1	0	22.34	22.08
		1	12	22.95	22.91
		1	24	22.58	22.53
		12	0	22.05	22.76
		12	6	23.18	23.01
		12	13	22.70	23.17
		25	0	22.69	22.73
10	2505.0	1	0	23.33	22.84
		1	24	22.85	23.04
		1	49	24.57	23.76
		25	0	23.59	22.62
		25	12	23.28	22.92
		25	25	22.73	22.88
		50	0	22.57	22.33
	2535.0	1	0	22.26	22.70
		1	24	22.80	22.89
		1	49	22.82	22.31
		25	0	22.61	22.40
		25	12	22.63	22.47
		25	25	22.78	23.21
		50	0	22.91	22.90
	2565.0	1	0	22.96	22.31
		1	24	22.43	22.70
		1	49	22.40	22.91
		25	0	22.84	23.09
		25	12	22.54	22.79
		25	25	22.46	22.69
		50	0	22.15	22.76
15	2507.5	1	0	22.94	22.23
		1	37	23.11	22.17
		1	74	23.28	22.26
		37	0	22.47	22.41

		37	18	22.65	22.91			
		37	38	22.71	22.42			
		75	0	23.10	22.12			
	2535.0		1	0	24.37	23.91		
			1	37	22.44	23.19		
			1	74	23.03	22.72		
			37	0	22.81	22.67		
			37	18	22.10	22.58		
			37	38	22.16	23.26		
			75	0	22.57	22.83		
			2562.5		1	0	23.10	22.13
					1	37	22.38	22.48
	1	74			22.59	22.64		
	37	0			22.04	23.01		
	37	18			22.90	22.64		
	37	38			22.89	22.25		
	75	0			22.27	22.14		
	20	2510.0	1	0	24.88	24.68		
1			49	23.23	23.59			
1			99	22.99	22.32			
50			0	23.30	22.27			
50			25	22.38	22.31			
50			50	23.28	22.74			
100			0	23.97	22.85			
2535.0			1	0	24.55	24.20		
			1	49	24.39	23.88		
			1	99	22.92	22.82		
			50	0	23.38	22.18		
			50	25	22.32	22.45		
			50	50	23.36	22.69		
			100	0	24.02	22.90		
2560			1	0	24.42	24.14		
			1	49	24.47	23.91		
			1	99	22.84	22.71		
			50	0	23.38	22.18		
			50	25	22.32	22.45		
			50	50	23.36	22.69		
			100	0	24.12	22.94		

LTE Band12

BW (MHz)	Frequency (MHz)	RB Configuration		Average Power [dBm]	
		Size	Offset	QPSK	16QAM
1.4	699.7	1	0	23.44	24.46
		1	3	22.50	22.34
		1	5	23.21	23.53
		3	0	23.01	23.20
		3	2	22.85	22.85
		3	3	23.36	23.28
		6	0	22.97	23.14
	707.5	1	0	23.79	23.63
		1	3	24.27	24.57
		1	5	22.98	22.73
		3	0	22.45	22.39
		3	2	22.41	22.50
		3	3	22.85	23.39
		6	0	22.81	22.39
	715.3	1	0	23.21	22.95
		1	3	22.49	22.00
		1	5	22.37	22.30
		3	0	22.83	23.25
		3	2	23.20	23.07
		3	3	22.84	22.76
		6	0	22.82	22.70
3	700.5	1	0	23.30	23.41
		1	7	22.89	23.56
		1	14	23.94	24.20
		8	0	22.94	23.27
		8	4	22.83	22.61
		8	7	22.69	23.07
		15	0	22.25	22.57
	707.5	1	0	22.62	22.59
		1	7	22.45	22.63
		1	14	22.78	22.71
		8	0	22.39	22.17
		8	4	22.99	22.78
		8	7	22.07	22.93
		15	0	22.79	22.46
	714.5	1	0	23.14	23.20
		1	7	22.39	22.33
		1	14	22.19	22.20
		8	0	22.92	23.17
		8	4	22.38	22.03
		8	7	22.89	22.77
		15	0	22.81	22.89
5	701.5	1	0	22.49	22.77
		1	12	23.49	23.52
		1	24	22.65	23.03
		12	0	22.56	22.50

		12	6	22.84	22.74
		12	13	22.94	22.98
		25	0	22.92	22.45
	707.5	1	0	23.68	24.02
		1	12	22.44	22.41
		1	24	22.74	22.91
		12	0	22.65	22.84
		12	6	22.90	22.77
		12	13	22.40	22.60
		25	0	22.54	22.70
		713.5	1	0	22.90
	1		12	22.79	23.01
	1		24	22.24	22.56
	12		0	22.59	22.77
	12		6	22.21	22.15
	12		13	22.48	22.40
	25		0	22.66	22.47
	10	704	1	0	24.85
1			24	22.76	22.85
1			49	22.45	22.62
25			0	23.10	23.09
25			12	22.25	22.37
25			25	22.60	22.56
50			0	23.77	23.75
707.5		1	0	24.94	24.70
		1	24	24.08	23.98
		1	49	23.02	22.93
		25	0	24.30	23.85
		25	12	22.64	22.47
		25	25	22.76	22.64
		50	0	23.05	23.16
711.0		1	0	24.58	24.52
		1	24	22.61	24.50
		1	49	22.97	23.07
		25	0	24.29	24.07
		25	12	22.04	22.82
		25	25	22.82	22.90
		50	0	22.48	22.07

LTE Band17

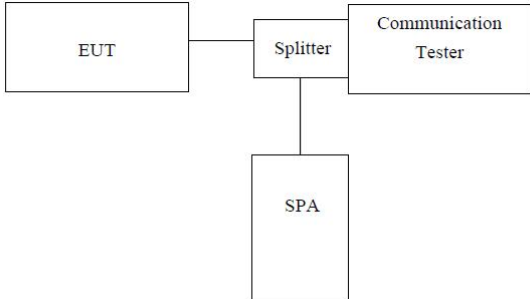
BW (MHz)	Frequency (MHz)	RB Configuration		Average Power [dBm]	
		Size	Offset	QPSK	16QAM
5	706.5	1	0	24.55	22.99
		1	12	22.94	22.82
		1	24	24.00	23.27
		12	0	23.85	23.30
		12	6	22.30	22.59
		12	13	23.68	22.27
		25	0	22.70	22.93
	710.0	1	0	23.84	23.31
		1	12	24.18	22.63
		1	24	22.84	23.10
		12	0	22.93	22.63
		12	6	22.89	23.06
		12	13	23.18	22.33
		25	0	22.55	23.16
	713.5	1	0	22.90	22.03
		1	12	23.09	22.96
		1	24	22.95	22.14
		12	0	22.49	23.06
		12	6	22.54	22.59
		12	13	22.57	22.67
		25	0	23.03	23.01
10	709.0	1	0	23.56	22.69
		1	24	22.10	23.31
		1	49	24.36	23.21
		25	0	22.95	22.08
		25	12	22.50	22.74
		25	25	22.75	22.68
		50	0	23.06	22.85
	710.0	1	0	22.27	22.27
		1	24	22.63	22.25
		1	49	22.63	22.43
		25	0	22.93	22.91
		25	12	22.71	23.11
		25	25	22.04	22.40
		50	0	22.70	22.26
	711.0	1	0	24.87	24.64
		1	24	22.98	24.37
		1	49	22.84	22.32
		25	0	24.64	24.23
		25	12	22.71	22.37
		25	25	22.89	22.92
		50	0	22.87	22.92

LTE Band41

BW (MHz)	Frequency (MHz)	RB Configuration		Average Power [dBm]	
		Size	Offset	QPSK	16QAM
5	2537.5	1	0	24.42	23.24
		1	12	23.04	23.58
		1	24	24.14	22.50
		12	0	23.23	23.71
		12	6	23.03	22.86
		12	13	22.93	22.95
		25	0	22.61	22.61
	2590	1	0	24.08	22.92
		1	12	24.23	22.49
		1	24	23.00	22.06
		12	0	22.81	23.20
		12	6	23.17	22.11
		12	13	23.10	22.50
		25	0	22.52	22.90
	2652.5	1	0	22.59	22.03
		1	12	22.28	23.00
		1	24	22.94	22.92
		12	0	22.93	22.97
		12	6	22.51	22.31
		12	13	22.07	22.48
		25	0	23.28	22.39
10	2540.0	1	0	23.55	22.52
		1	24	22.84	23.57
		1	49	23.97	23.68
		25	0	22.55	22.01
		25	12	22.90	23.26
		25	25	22.75	23.01
		50	0	22.74	23.08
	2590	1	0	22.25	23.15
		1	24	22.45	22.79
		1	49	22.54	22.33
		25	0	22.89	22.75
		25	12	22.50	22.88
		25	25	22.30	22.20
		50	0	22.19	22.34
	2650.0	1	0	22.59	22.43
		1	24	22.51	22.61
		1	49	22.49	23.06
		25	0	22.50	22.81
		25	12	22.84	22.26
		25	25	22.25	22.45
		50	0	22.16	22.32
15	2542.5	1	0	23.03	22.32
		1	37	22.92	22.28
		1	74	22.37	22.63
		37	0	22.27	22.49

		37	18	22.92	22.62			
		37	38	22.14	22.31			
		75	0	22.44	22.09			
	2590.0		1	0	24.21	23.74		
			1	37	22.31	23.79		
			1	74	22.55	22.13		
			37	0	22.80	22.37		
			37	18	22.66	22.73		
			37	38	22.88	23.00		
			75	0	22.26	22.59		
			2647.5		1	0	23.45	22.61
					1	37	22.12	22.84
	1	74			23.00	22.40		
	37	0			22.92	22.97		
	37	18			22.77	22.50		
	37	38			22.98	22.81		
	75	0			22.29	22.81		
	20	2545.0	1	0	24.82	24.58		
1			49	23.51	24.43			
1			99	23.19	22.60			
50			0	24.21	23.46			
50			25	22.50	24.15			
50			50	22.65	23.31			
100			0	22.80	22.51			
2590.0			1	0	22.05	23.45		
			1	49	23.72	24.13		
			1	99	22.68	22.38		
			50	0	22.46	22.67		
			50	25	22.18	22.62		
			50	50	22.72	22.80		
			100	0	22.47	22.87		
2645.0			1	0	23.43	22.36		
			1	49	22.32	23.07		
			1	99	22.04	23.07		
			50	0	22.87	22.14		
			50	25	22.68	23.00		
			50	50	22.71	22.17		
			100	0	22.49	22.85		

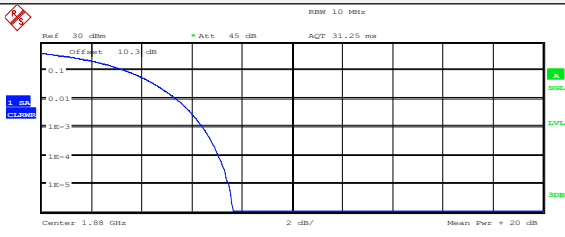
4.4 Peak-to-Average Ratio

Test Requirement:	Part 22.913(d), FCC part24.232(d) and FCC part27.50(d)(5)
Test Method:	ANSI C63.26:2015
Test Limit:	Used complementary cumulative distribution function (CCDF) of analyzer to determine that PAPR will not exceed 13 dB for more than 0.1 percent of the time
Test setup:	 <p style="text-align: center;"><i>Note: Measurement setup for testing on Antenna connector</i></p>
Test Procedure:	<ol style="list-style-type: none"> 1. The testing follows FCC KDB 971168 D01 v03r01 Section 5.7 2. The EUT was connected to spectrum and system simulator via a power divider 3. Using the CCDF measurement of spectrum analyzer; 4. Set $RBW \geq OBW$ or specified reference bandwidth; 5. Set the number of counts to a value that stabilizes the measured CCDF curve; 6. Set the measurement interval as 1ms 7. Record the maximum PAPR level associated with a probability of 0.1%.
Test Instruments:	Refer to section 3 for details
Test mode:	Refer to section 4.1 for details
Test results:	Pass

Test plots are listed as below:

Test mode	Peak to Average Ratio (dB)	Limit (dB)	Result
LTE Band 2 Middle channel/20MHz/QPSK	6.41	13	Pass
LTE Band 2 Middle channel/20MHz/16-QAM	6.76	13	Pass
LTE Band 4 Middle channel/20MHz/QPSK	5.45	13	Pass
LTE Band 4 Middle channel/20MHz/16-QAM	5.67	13	Pass
LTE Band 5 Middle channel/10MHz/QPSK	5.67	13	Pass
LTE Band 5 Middle channel/10MHz/16-QAM	5.77	13	Pass
LTE Band 7 Middle channel/20MHz/QPSK	6.12	13	Pass
LTE Band 7 Middle channel/20MHz/16-QAM	5.10	13	Pass
LTE Band 12 Middle channel/10MHz/QPSK	5.22	13	Pass
LTE Band 12 Middle channel/10MHz/16-QAM	6.06	13	Pass
LTE Band 17 Middle channel/10MHz/QPSK	4.65	13	Pass
LTE Band 17 Middle channel/10MHz/16-QAM	5.71	13	Pass
LTE Band 41 Middle channel/20MHz/QPSK	6.07	13	Pass
LTE Band 41 Middle channel/20MHz/16-QAM	5.52	13	Pass

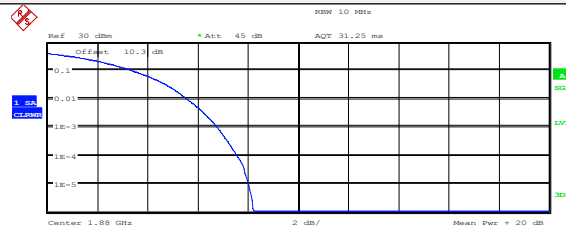
Test Mode: LTE Band 2
Middle channel/20MHz/QPSK



Trace 1

Mean	17.42 dBm
Peak	25.14 dBm
Crest	7.73 dB
10 %	3.37 dB
1 %	5.38 dB
.1 %	6.41 dB
.01 %	7.05 dB

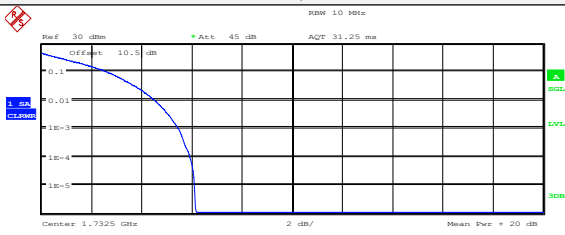
Test Mode: LTE Band 2
Middle channel/20MHz/16-QAM



Trace 1

Mean	17.98 dBm
Peak	26.20 dBm
Crest	8.22 dB
10 %	3.40 dB
1 %	5.54 dB
.1 %	6.76 dB
.01 %	7.53 dB

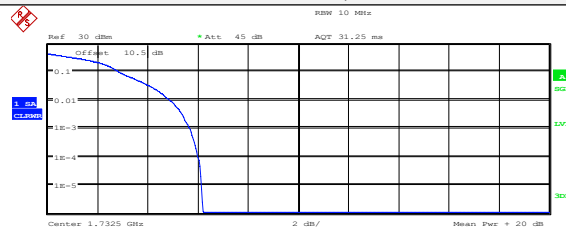
Test Mode: LTE Band 4
Middle channel/20MHz/QPSK



Trace 1

Mean	21.21 dBm
Peak	27.40 dBm
Crest	6.19 dB
10 %	2.63 dB
1 %	4.49 dB
.1 %	5.45 dB
.01 %	5.93 dB

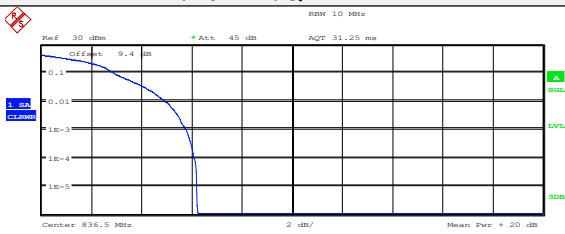
Test Mode: LTE Band 4
Middle channel/20MHz/16-QAM



Trace 1

Mean	21.07 dBm
Peak	27.26 dBm
Crest	6.19 dB
10 %	2.85 dB
1 %	4.87 dB
.1 %	5.67 dB
.01 %	5.99 dB

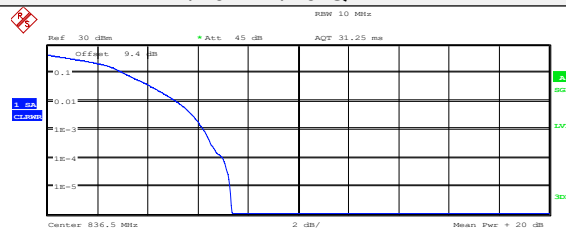
Test Mode: LTE Band 5
Middle channel/10MHz/QPSK



Trace 1

Mean	22.68 dBm
Peak	28.95 dBm
Crest	6.28 dB
10 %	2.88 dB
1 %	4.94 dB
.1 %	5.77 dB
.01 %	6.09 dB

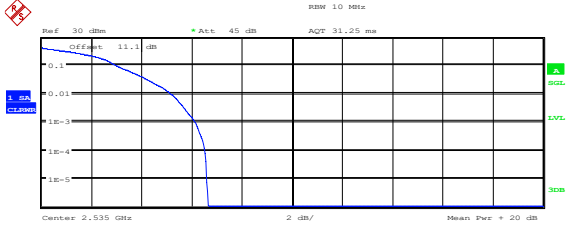
Test Mode: LTE Band 5
Middle channel/10MHz/16-QAM



Trace 1

Mean	22.10 dBm
Peak	29.45 dBm
Crest	7.35 dB
10 %	3.04 dB
1 %	5.13 dB
.1 %	6.22 dB
.01 %	6.96 dB

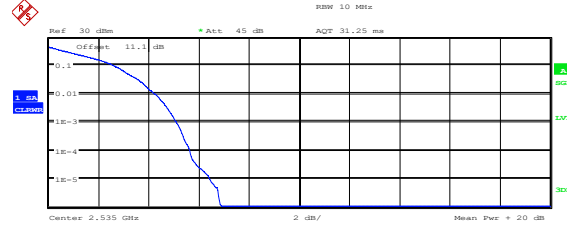
Test Mode: LTE Band 7
Middle channel/20MHz/QPSK



Complementary Cumulative Distribution Function (1000000 samples)

Trace 1	
Mean	20.18 dBm
Peak	26.84 dBm
Crest	6.66 dB
10 %	2.98 dB
1 %	5.16 dB
.1 %	6.12 dB
.01 %	6.51 dB

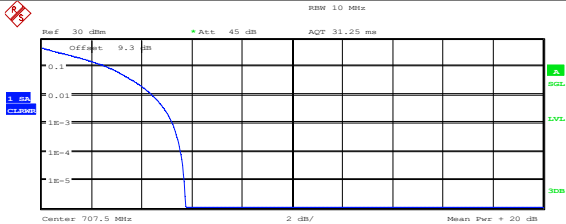
Test Mode: LTE Band 7
Middle channel/20MHz/16-QAM



Complementary Cumulative Distribution Function (1000000 samples)

Trace 1	
Mean	19.69 dBm
Peak	26.63 dBm
Crest	6.93 dB
10 %	2.63 dB
1 %	4.23 dB
.1 %	5.10 dB
.01 %	5.64 dB

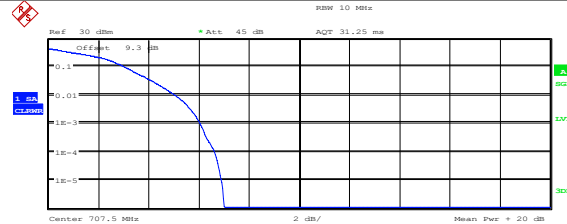
Test Mode: LTE Band 12
Middle channel/10MHz/QPSK



Complementary Cumulative Distribution Function (1000000 samples)

Trace 1	
Mean	22.93 dBm
Peak	28.74 dBm
Crest	5.81 dB
10 %	2.60 dB
1 %	4.42 dB
.1 %	5.22 dB
.01 %	5.54 dB

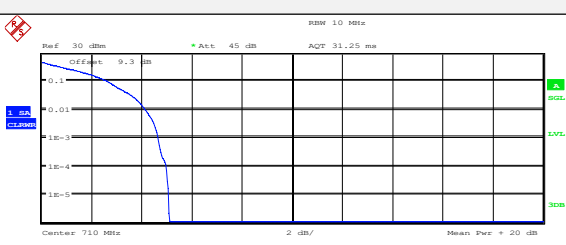
Test Mode: LTE Band 12
Middle channel/10MHz/16-QAM



Complementary Cumulative Distribution Function (1000000 samples)

Trace 1	
Mean	21.95 dBm
Peak	28.95 dBm
Crest	7.00 dB
10 %	3.01 dB
1 %	5.03 dB
.1 %	6.06 dB
.01 %	6.60 dB

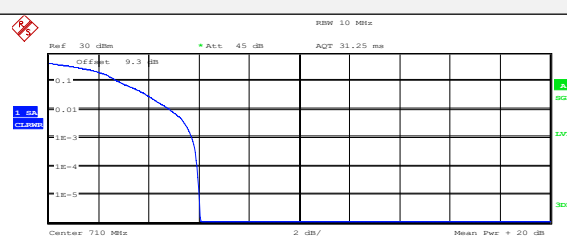
Test Mode: LTE Band 17
Middle channel/20MHz/QPSK



Complementary Cumulative Distribution Function (1000000 samples)

Trace 1	
Mean	23.58 dBm
Peak	28.67 dBm
Crest	5.09 dB
10 %	2.63 dB
1 %	4.13 dB
.1 %	4.65 dB
.01 %	4.97 dB

Test Mode: LTE Band 17
Middle channel/20MHz/16-QAM

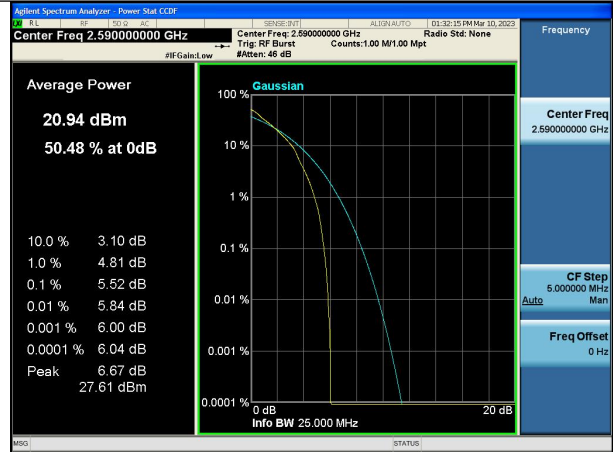
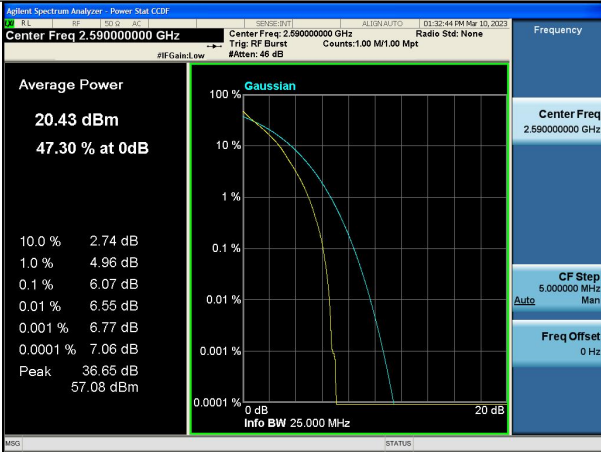


Complementary Cumulative Distribution Function (1000000 samples)

Trace 1	
Mean	22.22 dBm
Peak	28.32 dBm
Crest	6.10 dB
10 %	2.76 dB
1 %	4.84 dB
.1 %	5.71 dB
.01 %	5.93 dB

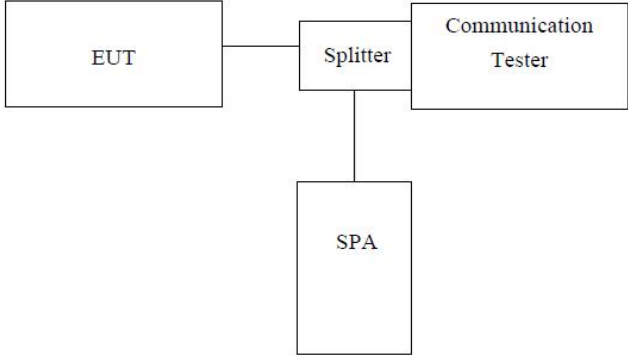
Test Mode: LTE Band 41
Middle channel/20MHz/QPSK

Test Mode: LTE Band 41
Middle channel/20MHz/16-QAM



Note: All bandwidth and modulation are tested, only the worst results are reported.

4.5 Occupy Bandwidth

Test Requirement:	FCC part22.913(a), FCC part24.232(b) and FCC part27.53(a), FCC part 90.209
Test Method:	ANSI C63.26:2015
Test setup:	 <pre> graph LR EUT[EUT] --- Splitter[Splitter] Splitter --- CT[Communication Tester] Splitter --- SPA[SPA] </pre> <p><i>Note: Measurement setup for testing on Antenna connector</i></p>
Test Procedure:	<ol style="list-style-type: none"> 1. The EUT's output RF connector was connected with a short cable to the spectrum analyzer, set center frequency to channel center frequency. 2. RBW was set to about 1%-5% of emission OBW, VBW\geq 3 X RBW. 3. Set spectrum analyzer detection mode to peak, and the trace mode to max hold. 4. Use the 99% OBW function, The 99% power OBW can be found on the plot, determine the "-26dB amplitude" as equal to reference value -26dB.
Test Instruments:	Refer to section 3 for details
Test mode:	Refer to section 4.1 for details
Test results:	Pass

Measurement Data

Band	Bandwidth	Modulation	Channel	RB Configuration	Occupied Bandwidth (MHz)	26dB Bandwidth (MHz)	Verdict
Band2	1.4MHz	QPSK	18607	6RB#0	1.09	1.21	PASS
Band2	1.4MHz	QPSK	18900	6RB#0	1.095	1.22	PASS
Band2	1.4MHz	QPSK	19193	6RB#0	1.09	1.22	PASS
Band2	1.4MHz	16QAM	18607	6RB#0	1.09	1.23	PASS
Band2	1.4MHz	16QAM	18900	6RB#0	1.09	1.22	PASS
Band2	1.4MHz	16QAM	19193	6RB#0	1.095	1.23	PASS
Band2	3MHz	QPSK	18615	15RB#0	2.712	2.86	PASS
Band2	3MHz	QPSK	18900	15RB#0	2.7	2.91	PASS
Band2	3MHz	QPSK	19185	15RB#0	2.7	2.89	PASS
Band2	3MHz	16QAM	18615	15RB#0	2.7	2.88	PASS
Band2	3MHz	16QAM	18900	15RB#0	2.7	2.87	PASS
Band2	3MHz	16QAM	19185	15RB#0	2.69	2.91	PASS
Band2	5MHz	QPSK	18625	25RB#0	4.471	4.76	PASS
Band2	5MHz	QPSK	18900	25RB#0	4.49	4.78	PASS
Band2	5MHz	QPSK	19175	25RB#0	4.49	4.79	PASS
Band2	5MHz	16QAM	18625	25RB#0	4.51	4.77	PASS
Band2	5MHz	16QAM	18900	25RB#0	4.49	4.80	PASS
Band2	5MHz	16QAM	19175	25RB#0	4.5	4.78	PASS
Band2	10MHz	QPSK	18650	50RB#0	9.006	9.58	PASS
Band2	10MHz	QPSK	18900	50RB#0	9	9.67	PASS
Band2	10MHz	QPSK	19150	50RB#0	9	9.67	PASS
Band2	10MHz	16QAM	18650	50RB#0	8.967	9.70	PASS
Band2	10MHz	16QAM	18900	50RB#0	9	9.67	PASS
Band2	10MHz	16QAM	19150	50RB#0	9	9.67	PASS
Band2	15MHz	QPSK	18675	75RB#0	13.413	14.18	PASS
Band2	15MHz	QPSK	18900	75RB#0	13.5	14.50	PASS
Band2	15MHz	QPSK	19125	75RB#0	13.45	14.50	PASS
Band2	15MHz	16QAM	18675	75RB#0	13.5	14.50	PASS
Band2	15MHz	16QAM	18900	75RB#0	13.5	14.50	PASS
Band2	15MHz	16QAM	19125	75RB#0	13.45	14.50	PASS
Band2	20MHz	QPSK	18700	100RB#0	17.885	19.42	PASS
Band2	20MHz	QPSK	18900	100RB#0	18.133	19.60	PASS
Band2	20MHz	QPSK	19100	100RB#0	18.067	19.60	PASS
Band2	20MHz	16QAM	18700	100RB#0	18	19.67	PASS
Band2	20MHz	16QAM	18900	100RB#0	18.133	19.60	PASS
Band2	20MHz	16QAM	19100	100RB#0	18	19.60	PASS

Band	Bandwidth	Modulation	Channel	RB Configuration	Occupied Bandwidth (MHz)	26dB Bandwidth (MHz)	Verdict
Band4	1.4MHz	QPSK	19957	6RB#0	1.09	1.22	PASS
Band4	1.4MHz	QPSK	20175	6RB#0	1.095	1.23	PASS
Band4	1.4MHz	QPSK	20393	6RB#0	1.095	1.21	PASS
Band4	1.4MHz	16QAM	19957	6RB#0	1.095	1.22	PASS
Band4	1.4MHz	16QAM	20175	6RB#0	1.09	1.23	PASS
Band4	1.4MHz	16QAM	20393	6RB#0	1.095	1.24	PASS
Band4	3MHz	QPSK	19965	15RB#0	2.606	2.95	PASS
Band4	3MHz	QPSK	20175	15RB#0	2.7	2.89	PASS
Band4	3MHz	QPSK	20385	15RB#0	2.7	2.87	PASS
Band4	3MHz	16QAM	19965	15RB#0	2.7	2.91	PASS
Band4	3MHz	16QAM	20175	15RB#0	2.7	2.91	PASS
Band4	3MHz	16QAM	20385	15RB#0	2.7	2.90	PASS
Band4	5MHz	QPSK	19975	25RB#0	4.471	4.73	PASS
Band4	5MHz	QPSK	20175	25RB#0	4.5	4.79	PASS
Band4	5MHz	QPSK	20375	25RB#0	4.49	4.79	PASS
Band4	5MHz	16QAM	19975	25RB#0	4.5	4.79	PASS
Band4	5MHz	16QAM	20175	25RB#0	4.5	4.79	PASS
Band4	5MHz	16QAM	20375	25RB#0	4.5	4.79	PASS
Band4	10MHz	QPSK	20000	50RB#0	9.103	9.46	PASS
Band4	10MHz	QPSK	20175	50RB#0	9	9.67	PASS
Band4	10MHz	QPSK	20350	50RB#0	9	9.70	PASS
Band4	10MHz	16QAM	20000	50RB#0	8.967	9.67	PASS
Band4	10MHz	16QAM	20175	50RB#0	8.967	9.70	PASS
Band4	10MHz	16QAM	20350	50RB#0	9	9.67	PASS
Band4	15MHz	QPSK	20025	75RB#0	13.654	14.57	PASS
Band4	15MHz	QPSK	20175	75RB#0	13.5	14.55	PASS
Band4	15MHz	QPSK	20325	75RB#0	13.55	14.50	PASS
Band4	15MHz	16QAM	20025	75RB#0	13.5	14.55	PASS
Band4	15MHz	16QAM	20175	75RB#0	13.5	14.50	PASS
Band4	15MHz	16QAM	20325	75RB#0	13.5	14.50	PASS
Band4	20MHz	QPSK	20050	100RB#0	18.141	19.29	PASS
Band4	20MHz	QPSK	20175	100RB#0	18.067	19.67	PASS
Band4	20MHz	QPSK	20300	100RB#0	18.067	19.67	PASS
Band4	20MHz	16QAM	20050	100RB#0	18.133	19.67	PASS
Band4	20MHz	16QAM	20175	100RB#0	18.067	19.67	PASS
Band4	20MHz	16QAM	20300	100RB#0	18.067	19.60	PASS

Band	Bandwidth	Modulation	Channel	RB Configuration	Occupied Bandwidth (MHz)	26dB Bandwidth (MHz)	Verdict
Band5	1.4MHz	QPSK	20407	6RB#0	1.1	1.24	PASS
Band5	1.4MHz	QPSK	20525	6RB#0	1.095	1.23	PASS
Band5	1.4MHz	QPSK	20643	6RB#0	1.095	1.23	PASS
Band5	1.4MHz	16QAM	20407	6RB#0	1.095	1.24	PASS
Band5	1.4MHz	16QAM	20525	6RB#0	1.09	1.22	PASS
Band5	1.4MHz	16QAM	20643	6RB#0	1.095	1.23	PASS
Band5	3MHz	QPSK	20415	15RB#0	2.683	2.88	PASS
Band5	3MHz	QPSK	20525	15RB#0	2.69	2.88	PASS
Band5	3MHz	QPSK	20635	15RB#0	2.71	2.93	PASS
Band5	3MHz	16QAM	20415	15RB#0	2.7	2.87	PASS
Band5	3MHz	16QAM	20525	15RB#0	2.7	2.89	PASS
Band5	3MHz	16QAM	20635	15RB#0	2.7	2.91	PASS
Band5	5MHz	QPSK	20425	25RB#0	4.455	4.82	PASS
Band5	5MHz	QPSK	20525	25RB#0	4.5	4.78	PASS
Band5	5MHz	QPSK	20625	25RB#0	4.5	4.80	PASS
Band5	5MHz	16QAM	20425	25RB#0	4.52	4.79	PASS
Band5	5MHz	16QAM	20525	25RB#0	4.49	4.81	PASS
Band5	5MHz	16QAM	20625	25RB#0	4.51	4.79	PASS
Band5	10MHz	QPSK	20450	50RB#0	9.006	9.39	PASS
Band5	10MHz	QPSK	20525	50RB#0	9	9.67	PASS
Band5	10MHz	QPSK	20600	50RB#0	9.033	9.70	PASS
Band5	10MHz	16QAM	20450	50RB#0	9	9.70	PASS
Band5	10MHz	16QAM	20525	50RB#0	8.967	9.67	PASS
Band5	10MHz	16QAM	20600	50RB#0	9.033	9.67	PASS

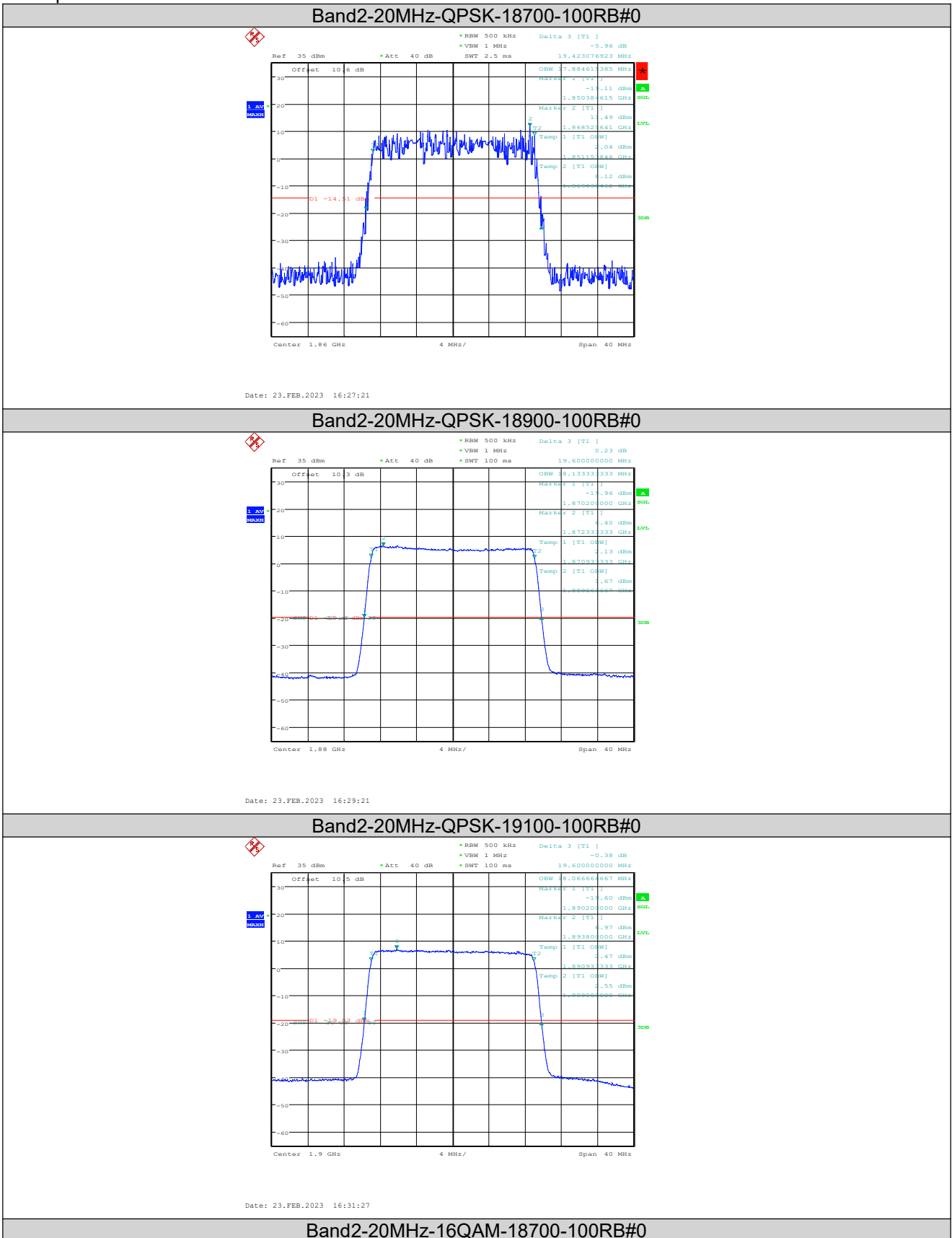
Band	Bandwidth	Modulation	Channel	RB Configuration	Occupied Bandwidth (MHz)	26dB Bandwidth (MHz)	Verdict
Band7	5MHz	QPSK	20775	25RB#0	4.49	4.82	PASS
Band7	5MHz	QPSK	21100	25RB#0	4.49	4.79	PASS
Band7	5MHz	QPSK	21425	25RB#0	4.49	4.78	PASS
Band7	5MHz	16QAM	20775	25RB#0	4.5	4.80	PASS
Band7	5MHz	16QAM	21100	25RB#0	4.51	4.78	PASS
Band7	5MHz	16QAM	21425	25RB#0	4.51	4.78	PASS
Band7	10MHz	QPSK	20800	50RB#0	9.006	9.52	PASS
Band7	10MHz	QPSK	21100	50RB#0	9	9.67	PASS
Band7	10MHz	QPSK	21400	50RB#0	9	9.70	PASS
Band7	10MHz	16QAM	20800	50RB#0	9	9.70	PASS
Band7	10MHz	16QAM	21100	50RB#0	9	9.67	PASS
Band7	10MHz	16QAM	21400	50RB#0	9	9.67	PASS
Band7	15MHz	QPSK	20825	75RB#0	13.413	14.33	PASS
Band7	15MHz	QPSK	21100	75RB#0	13.5	14.50	PASS
Band7	15MHz	QPSK	21375	75RB#0	13.5	14.50	PASS
Band7	15MHz	16QAM	20825	75RB#0	13.5	14.55	PASS
Band7	15MHz	16QAM	21100	75RB#0	13.5	14.55	PASS
Band7	15MHz	16QAM	21375	75RB#0	13.5	14.55	PASS
Band7	20MHz	QPSK	20850	100RB#0	18.141	19.42	PASS
Band7	20MHz	QPSK	21100	100RB#0	18.133	19.73	PASS
Band7	20MHz	QPSK	21350	100RB#0	18.067	19.67	PASS
Band7	20MHz	16QAM	20850	100RB#0	18.067	19.67	PASS
Band7	20MHz	16QAM	21100	100RB#0	18.067	19.73	PASS
Band7	20MHz	16QAM	21350	100RB#0	18.133	19.73	PASS

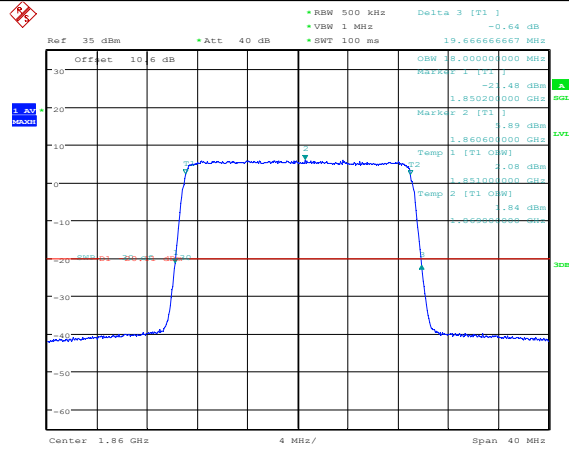
Band	Bandwidth	Modulation	Channel	RB Configuration	Occupied Bandwidth (MHz)	26dB Bandwidth (MHz)	Verdict
Band12	1.4MHz	QPSK	23017	6RB#0	1.095	1.22	PASS
Band12	1.4MHz	QPSK	23095	6RB#0	1.095	1.23	PASS
Band12	1.4MHz	QPSK	23173	6RB#0	1.095	1.23	PASS
Band12	1.4MHz	16QAM	23017	6RB#0	1.09	1.22	PASS
Band12	1.4MHz	16QAM	23095	6RB#0	1.09	1.22	PASS
Band12	1.4MHz	16QAM	23173	6RB#0	1.09	1.22	PASS
Band12	3MHz	QPSK	23025	15RB#0	2.692	2.88	PASS
Band12	3MHz	QPSK	23095	15RB#0	2.7	2.86	PASS
Band12	3MHz	QPSK	23165	15RB#0	2.7	2.89	PASS
Band12	3MHz	16QAM	23025	15RB#0	2.7	2.88	PASS
Band12	3MHz	16QAM	23095	15RB#0	2.7	2.89	PASS
Band12	3MHz	16QAM	23165	15RB#0	2.7	2.88	PASS
Band12	5MHz	QPSK	23035	25RB#0	4.487	4.82	PASS
Band12	5MHz	QPSK	23095	25RB#0	4.49	4.79	PASS
Band12	5MHz	QPSK	23155	25RB#0	4.5	4.82	PASS
Band12	5MHz	16QAM	23035	25RB#0	4.51	4.78	PASS
Band12	5MHz	16QAM	23095	25RB#0	4.49	4.79	PASS
Band12	5MHz	16QAM	23155	25RB#0	4.51	4.78	PASS
Band12	10MHz	QPSK	23060	50RB#0	8.846	9.55	PASS
Band12	10MHz	QPSK	23095	50RB#0	9	9.67	PASS
Band12	10MHz	QPSK	23130	50RB#0	9	9.70	PASS
Band12	10MHz	16QAM	23060	50RB#0	8.967	9.63	PASS
Band12	10MHz	16QAM	23095	50RB#0	9	9.67	PASS
Band12	10MHz	16QAM	23130	50RB#0	9.033	9.70	PASS

Band	Bandwidth	Modulation	Channel	RB Configuration	Occupied Bandwidth (MHz)	26dB Bandwidth (MHz)	Verdict
Band17	5MHz	QPSK	23755	25RB#0	4.49	4.78	PASS
Band17	5MHz	QPSK	23790	25RB#0	4.5	4.79	PASS
Band17	5MHz	QPSK	23825	25RB#0	4.5	4.80	PASS
Band17	5MHz	16QAM	23755	25RB#0	4.49	4.76	PASS
Band17	5MHz	16QAM	23790	25RB#0	4.5	4.79	PASS
Band17	5MHz	16QAM	23825	25RB#0	4.51	4.81	PASS
Band17	10MHz	QPSK	23780	50RB#0	9.006	9.52	PASS
Band17	10MHz	QPSK	23790	50RB#0	9.033	9.70	PASS
Band17	10MHz	QPSK	23800	50RB#0	9.033	9.70	PASS
Band17	10MHz	16QAM	23780	50RB#0	9	9.67	PASS
Band17	10MHz	16QAM	23790	50RB#0	9.033	9.73	PASS
Band17	10MHz	16QAM	23800	50RB#0	9.033	9.70	PASS

Band	Bandwidth	Modulation	Channel	RB Configuration	Occupied Bandwidth (MHz)	26dB Bandwidth (MHz)	Verdict
Band41	5MHz	QPSK	40065	25RB#0	4.49	4.79	PASS
Band41	5MHz	QPSK	40590	25RB#0	4.5	4.79	PASS
Band41	5MHz	QPSK	41215	25RB#0	4.5	4.79	PASS
Band41	5MHz	16QAM	40065	25RB#0	4.5	4.81	PASS
Band41	5MHz	16QAM	40590	25RB#0	4.49	4.80	PASS
Band41	5MHz	16QAM	41215	25RB#0	4.5	4.79	PASS
Band41	10MHz	QPSK	40090	50RB#0	9	9.70	PASS
Band41	10MHz	QPSK	40590	50RB#0	8.967	9.70	PASS
Band41	10MHz	QPSK	41190	50RB#0	8.967	9.70	PASS
Band41	10MHz	16QAM	40090	50RB#0	9	9.70	PASS
Band41	10MHz	16QAM	40590	50RB#0	9	9.70	PASS
Band41	10MHz	16QAM	41190	50RB#0	8.967	9.70	PASS
Band41	15MHz	QPSK	40115	75RB#0	29.471	30.00	PASS
Band41	15MHz	QPSK	40590	75RB#0	13.5	14.50	PASS
Band41	15MHz	QPSK	41165	75RB#0	13.5	14.55	PASS
Band41	15MHz	16QAM	40115	75RB#0	13.55	14.55	PASS
Band41	15MHz	16QAM	40590	75RB#0	13.5	14.50	PASS
Band41	15MHz	16QAM	41165	75RB#0	13.5	14.50	PASS
Band41	20MHz	QPSK	40140	100RB#0	17.949	19.29	PASS
Band41	20MHz	QPSK	40590	100RB#0	18.133	19.60	PASS
Band41	20MHz	QPSK	41140	100RB#0	18.067	19.67	PASS
Band41	20MHz	16QAM	40140	100RB#0	18.133	19.73	PASS
Band41	20MHz	16QAM	40590	100RB#0	18.133	19.67	PASS
Band41	20MHz	16QAM	41140	100RB#0	18.133	19.60	PASS

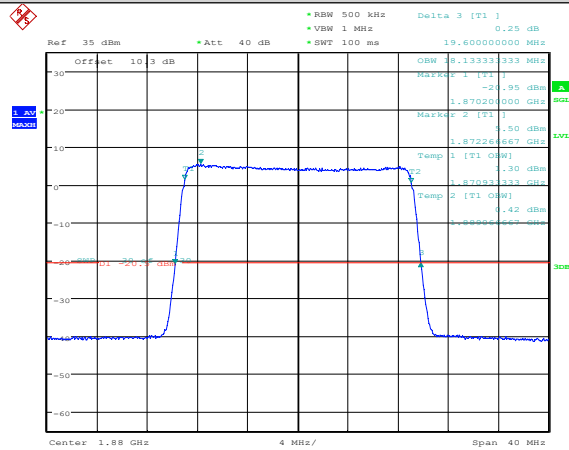
Test plot as follows:





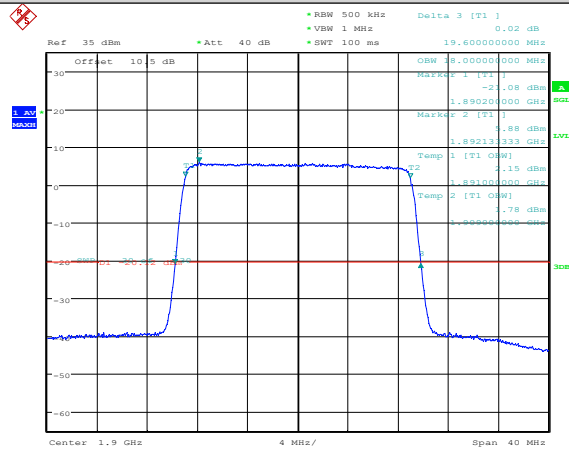
Date: 23.FEB.2023 16:28:20

Band2-20MHz-16QAM-18900-100RB#0



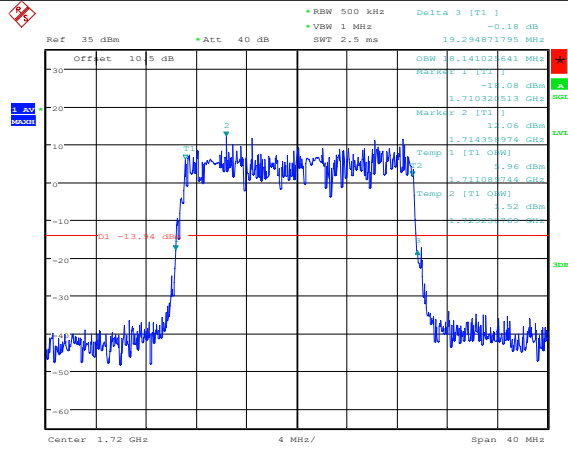
Date: 23.FEB.2023 16:30:24

Band2-20MHz-16QAM-19100-100RB#0



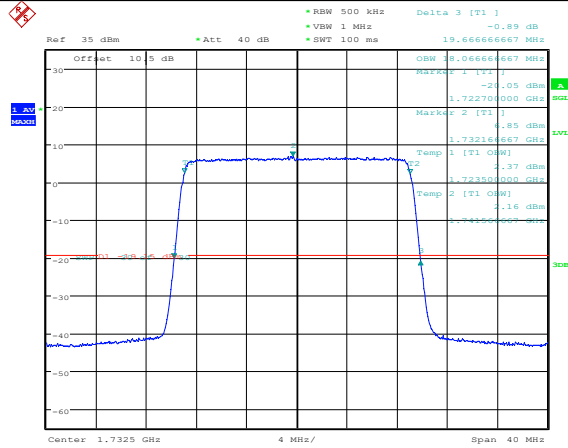
Date: 23.FEB.2023 16:32:30

Band4-20MHz-QPSK-20050-100RB#0



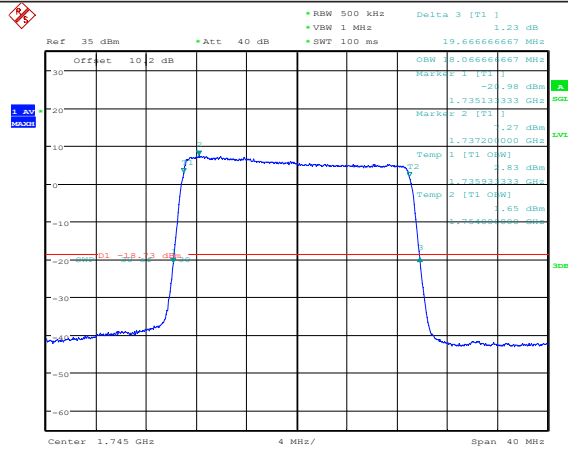
Date: 23.FEB.2023 20:47:22

Band4-20MHz-QPSK-20175-100RB#0



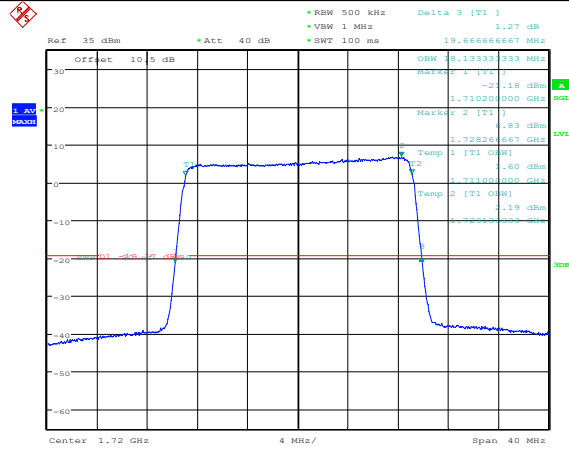
Date: 23.FEB.2023 20:49:20

Band4-20MHz-QPSK-20300-100RB#0



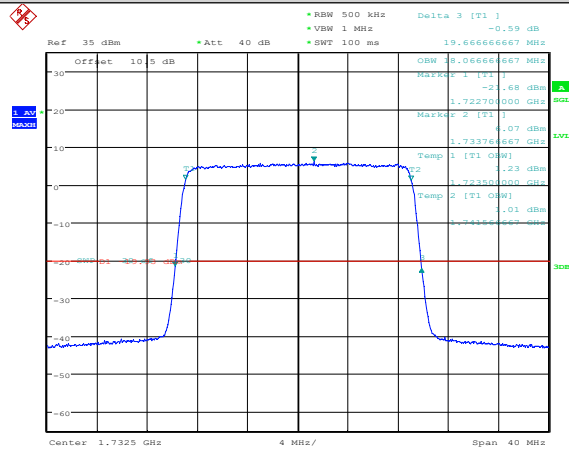
Date: 23.FEB.2023 20:51:18

Band4-20MHz-16QAM-20050-100RB#0



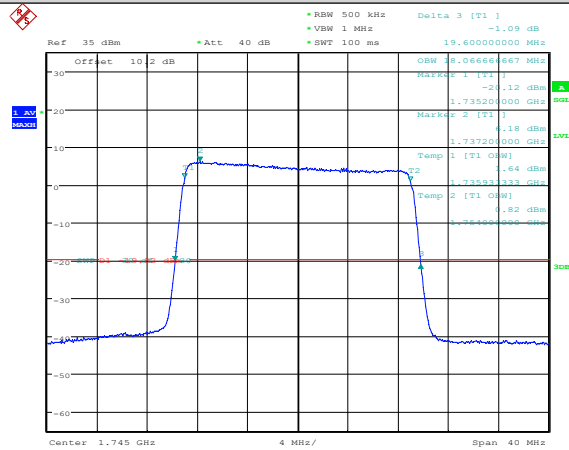
Date: 23.FEB.2023 20:48:21

Band4-20MHz-16QAM-20175-100RB#0



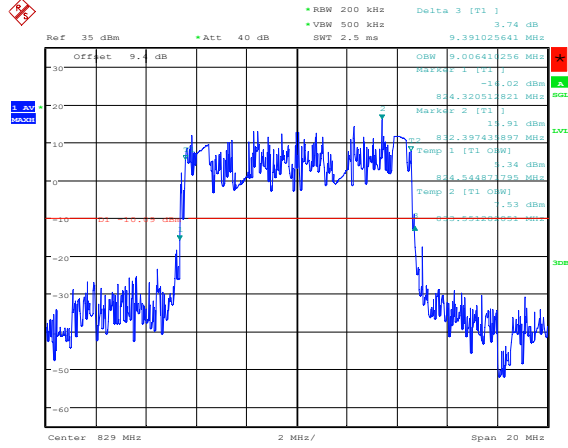
Date: 23.FEB.2023 20:50:19

Band4-20MHz-16QAM-20300-100RB#0



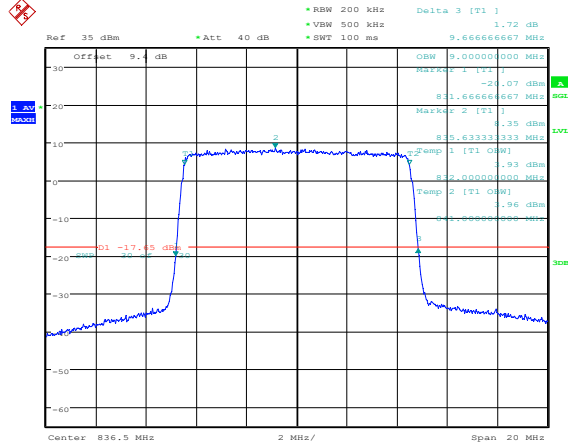
Date: 23.FEB.2023 20:52:17

Band5-10MHz-QPSK-20450-50RB#0



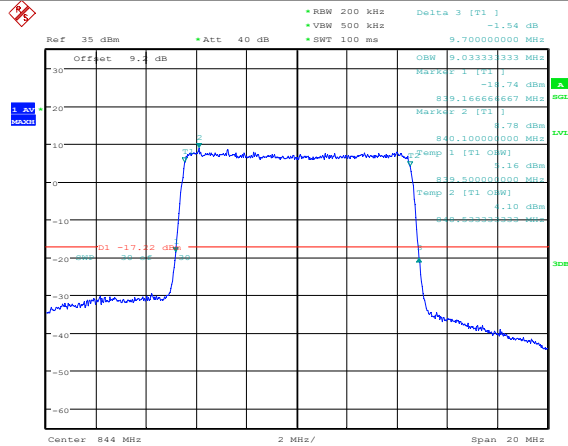
Date: 23.FEB.2023 12:07:36

Band5-10MHz-QPSK-20525-50RB#0



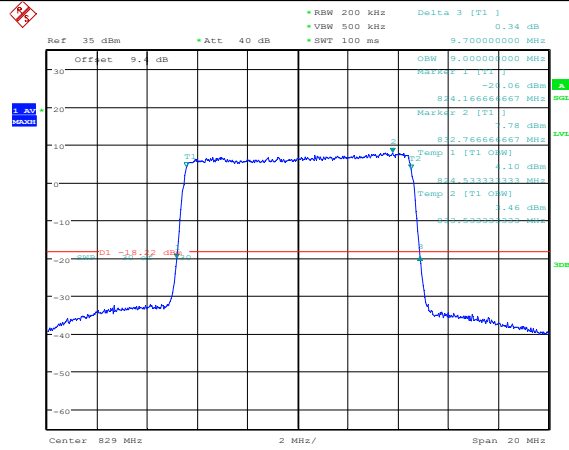
Date: 23.FEB.2023 12:07:55

Band5-10MHz-QPSK-20600-50RB#0



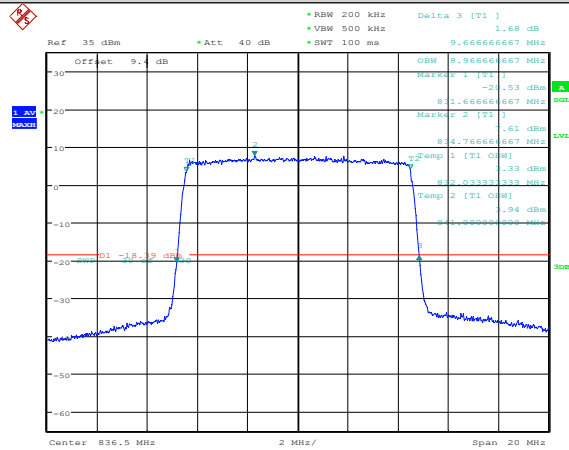
Date: 23.FEB.2023 12:08:13

Band5-10MHz-16QAM-20450-50RB#0



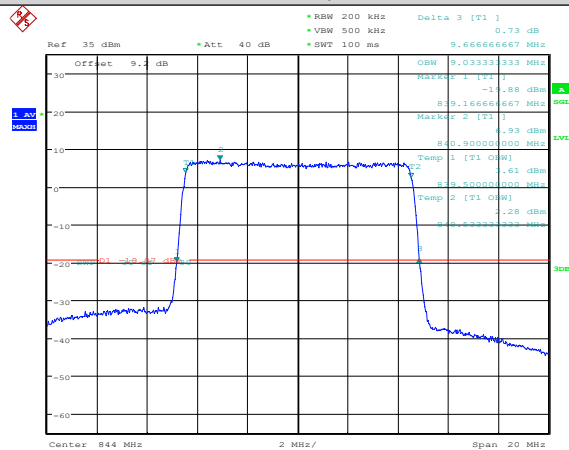
Date: 23.FEB.2023 12:07:45

Band5-10MHz-16QAM-20525-50RB#0



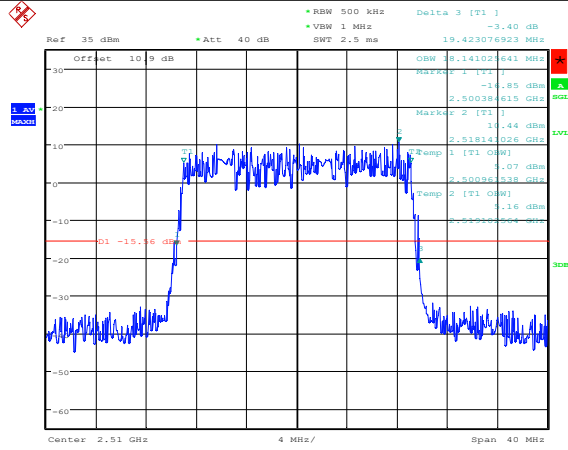
Date: 23.FEB.2023 12:08:03

Band5-10MHz-16QAM-20600-50RB#0



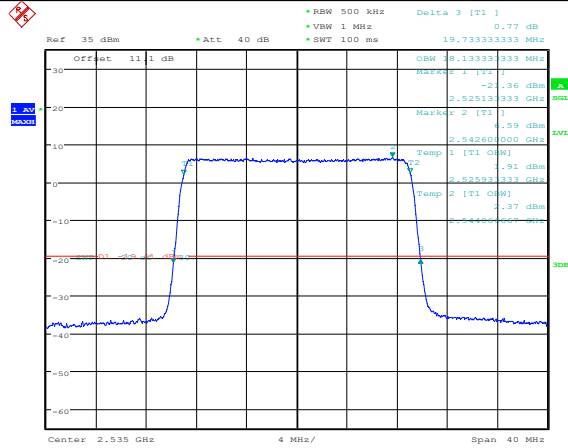
Date: 23.FEB.2023 12:08:22

Band7-20MHz-QPSK-20850-100RB#0



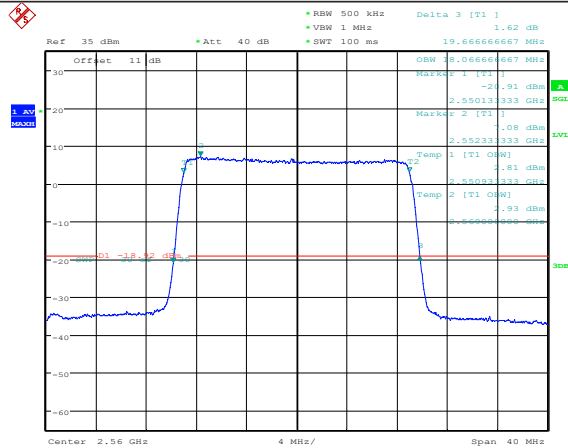
Date: 23.FEB.2023 23:22:26

Band7-20MHz-QPSK-21100-100RB#0



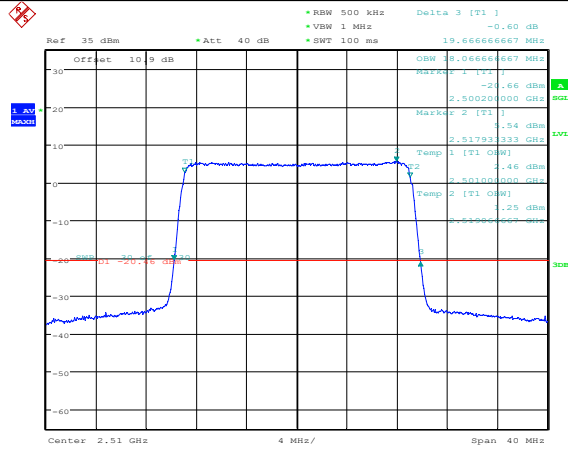
Date: 23.FEB.2023 23:24:27

Band7-20MHz-QPSK-21350-100RB#0



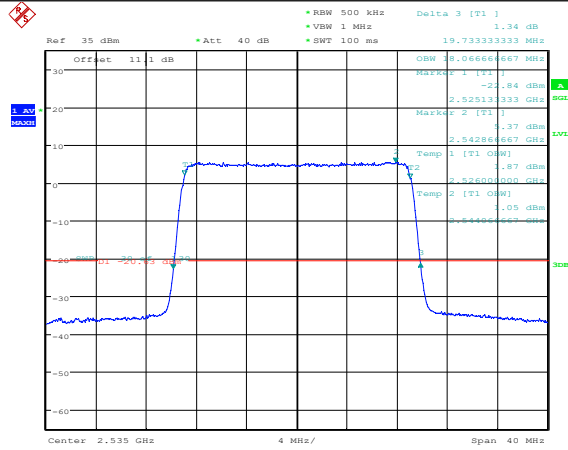
Date: 23.FEB.2023 23:26:26

Band7-20MHz-16QAM-20850-100RB#0



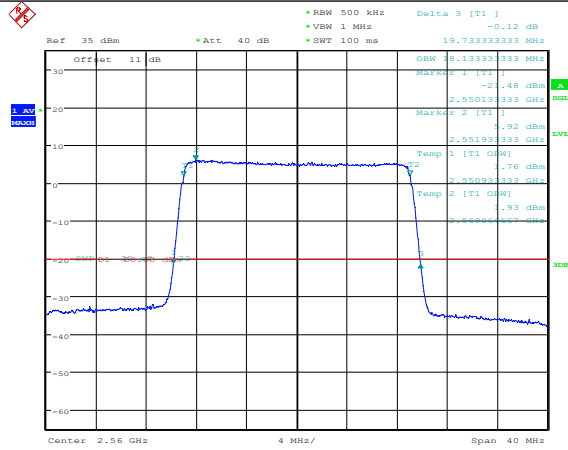
Date: 23.FEB.2023 23:23:26

Band7-20MHz-16QAM-21100-100RB#0



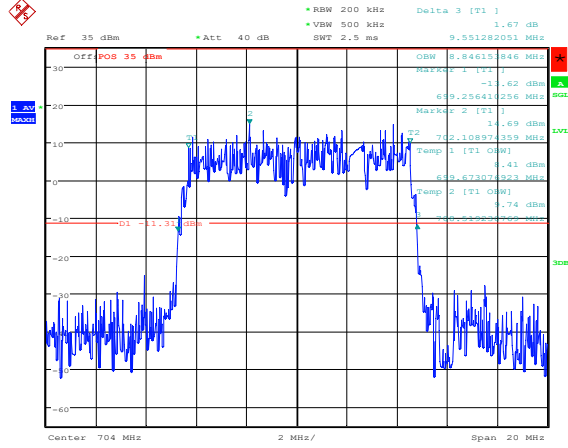
Date: 23.FEB.2023 23:25:26

Band7-20MHz-16QAM-21350-100RB#0



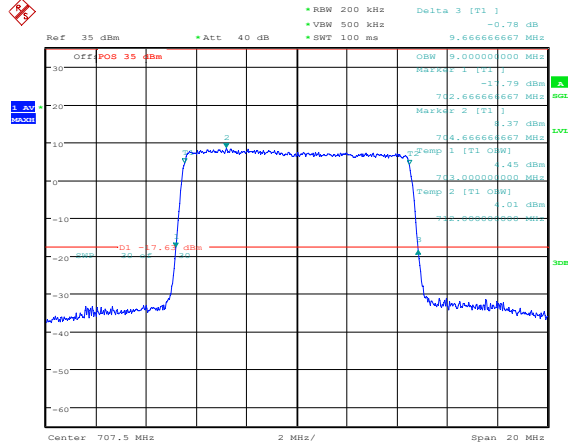
Date: 23.FEB.2023 23:27:26

Band12-10MHz-QPSK-23060-50RB#0



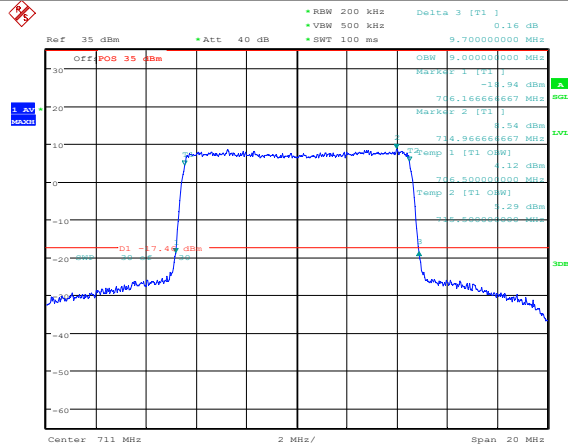
Date: 24.FEB.2023 03:04:53

Band12-10MHz-QPSK-23095-50RB#0



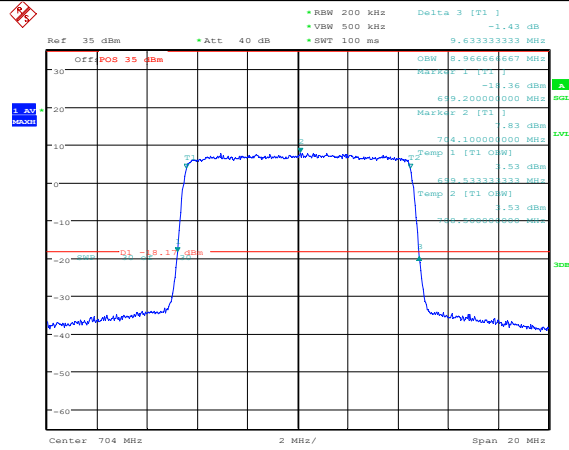
Date: 24.FEB.2023 03:05:11

Band12-10MHz-QPSK-23130-50RB#0



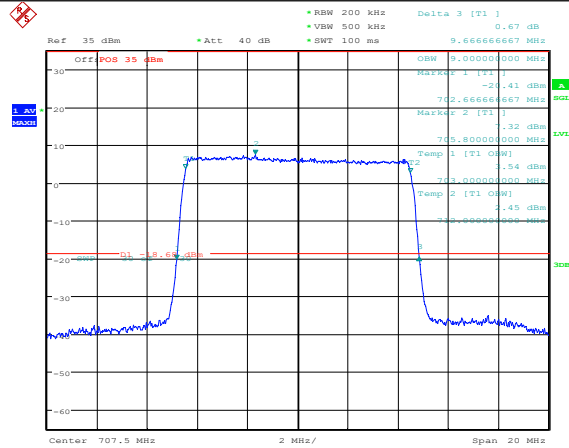
Date: 24.FEB.2023 03:05:28

Band12-10MHz-16QAM-23060-50RB#0



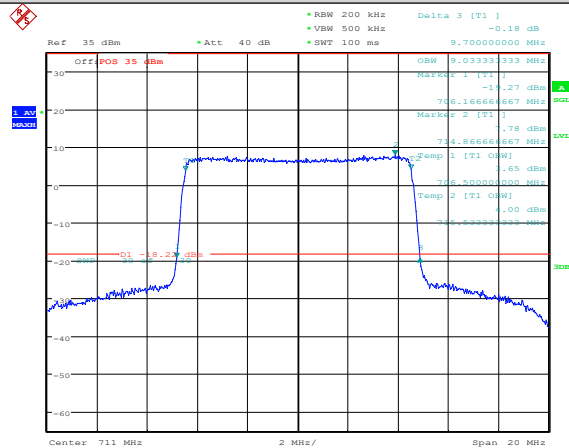
Date: 24.FEB.2023 03:05:01

Band12-10MHz-16QAM-23095-50RB#0



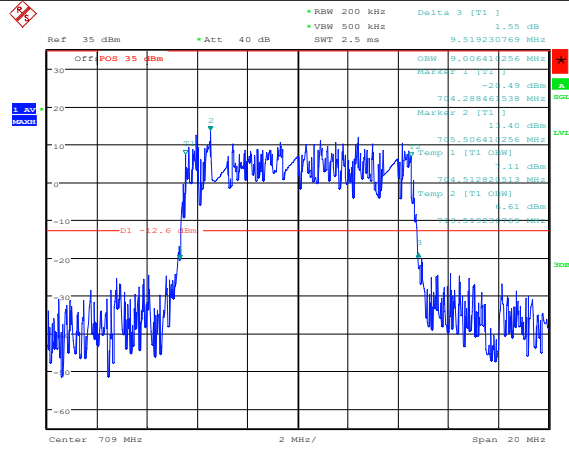
Date: 24.FEB.2023 03:05:19

Band12-10MHz-16QAM-23130-50RB#0



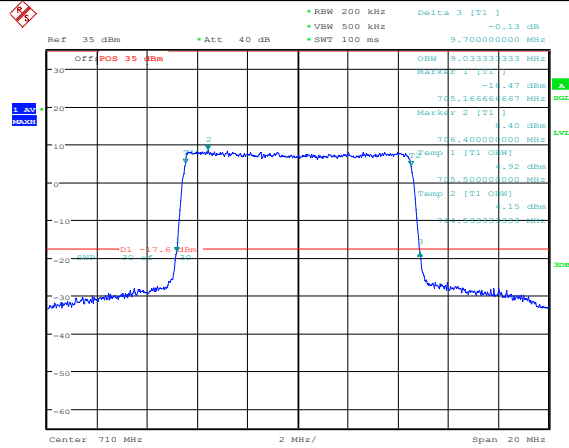
Date: 24.FEB.2023 03:05:37

Band17-10MHz-QPSK-23780-50RB#0



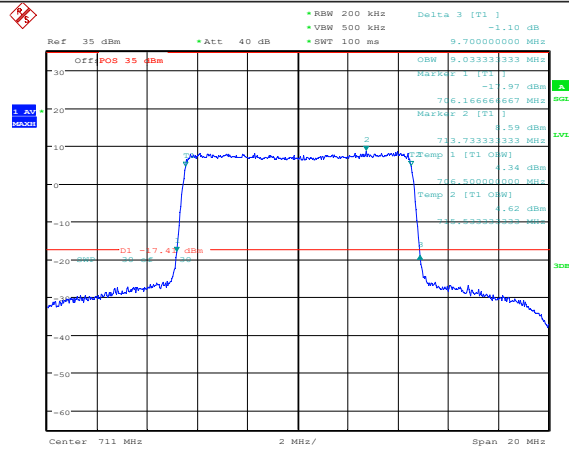
Date: 24.FEB.2023 00:35:30

Band17-10MHz-QPSK-23790-50RB#0



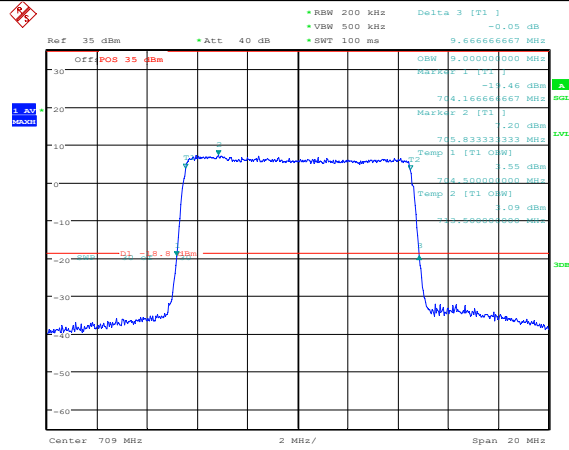
Date: 24.FEB.2023 00:35:46

Band17-10MHz-QPSK-23800-50RB#0



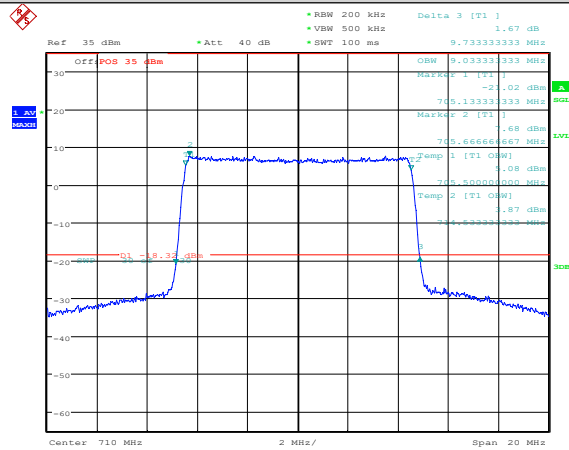
Date: 24.FEB.2023 00:36:04

Band17-10MHz-16QAM-23780-50RB#0



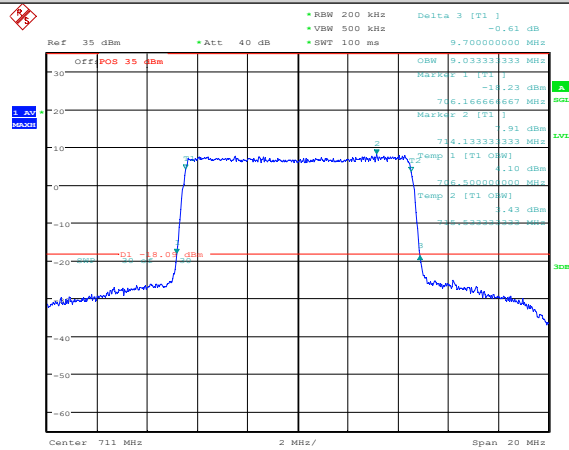
Date: 24.FEB.2023 00:35:38

Band17-10MHz-16QAM-23790-50RB#0



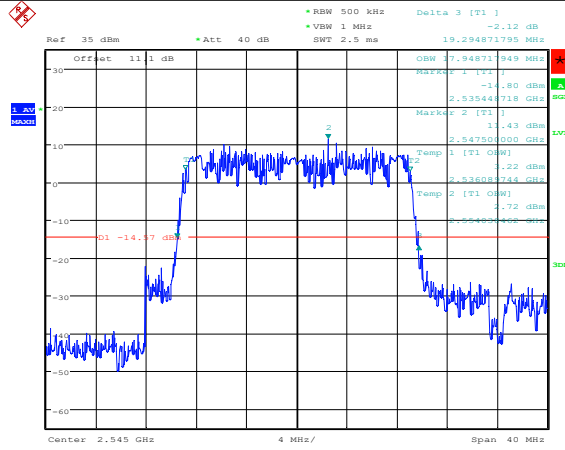
Date: 24.FEB.2023 00:35:54

Band17-10MHz-16QAM-23800-50RB#0



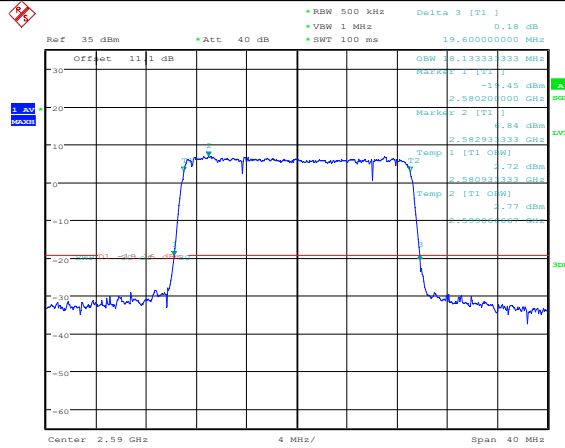
Date: 24.FEB.2023 00:36:12

Band41-20MHz-QPSK-40140-100RB#0



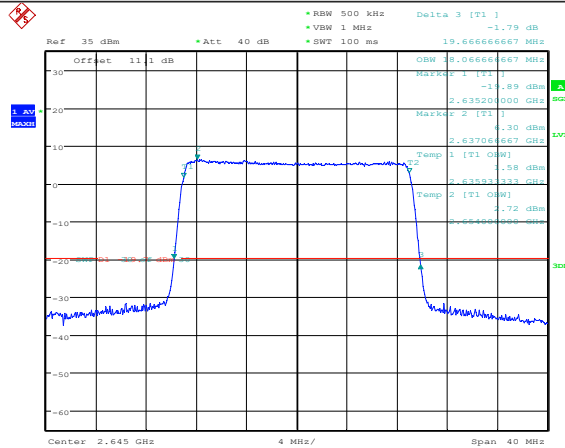
Date: 12.MAR.2023 11:12:36

Band41-20MHz-QPSK-40590-100RB#0



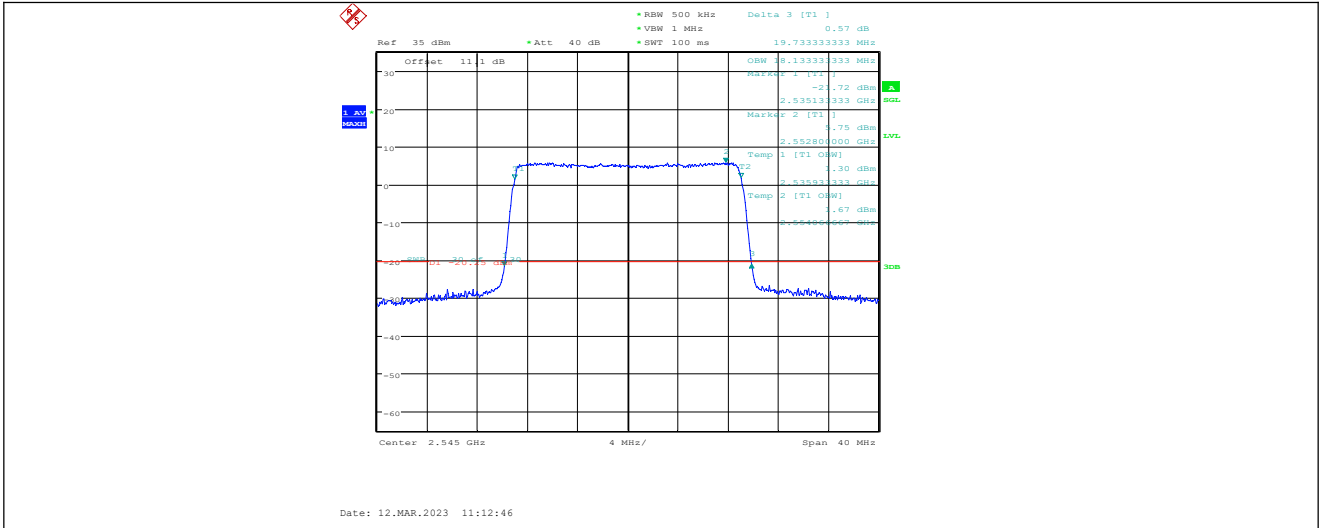
Date: 12.MAR.2023 11:12:55

Band41-20MHz-QPSK-41140-100RB#0

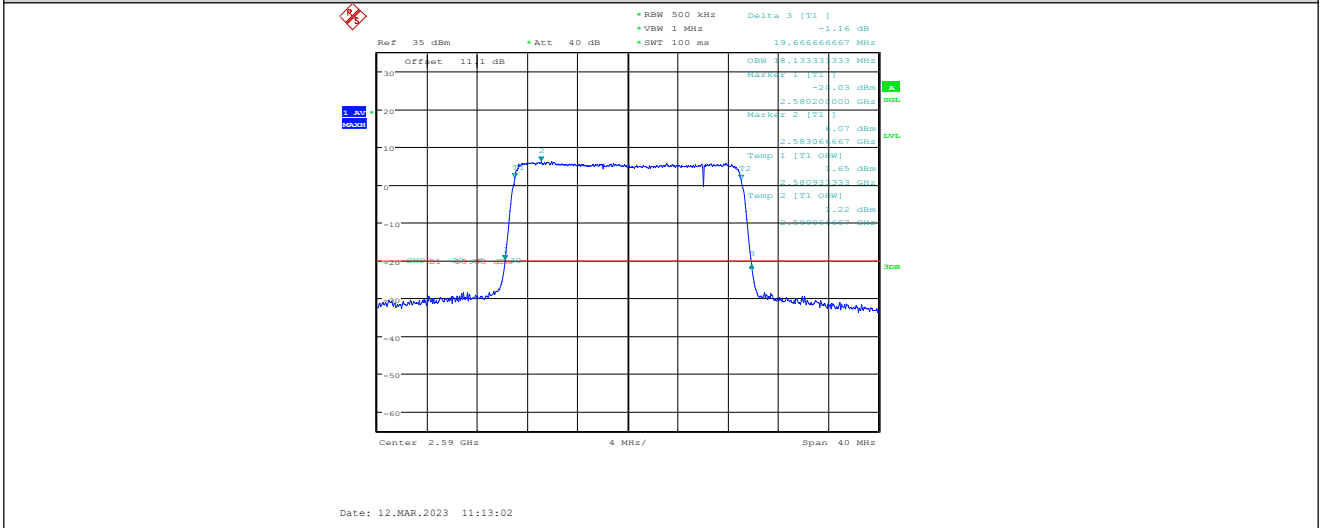


Date: 12.MAR.2023 11:13:12

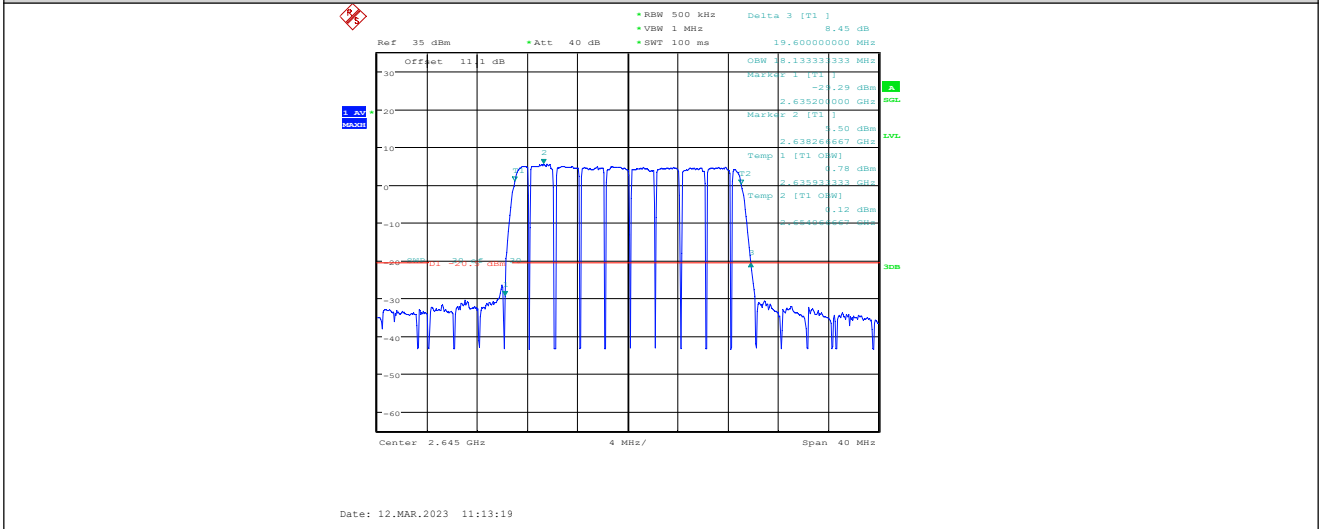
Band41-20MHz-16QAM-40140-100RB#0



Band41-20MHz-16QAM-40590-100RB#0



Band41-20MHz-16QAM-41140-100RB#0



Note: All bandwidth and modulation are tested, only the worst results are reported.

4.6 MODULATION CHARACTERISTIC

According to FCC § 2.1047(d), Part 24E & Part 27 there is no specific requirement for digital modulation, therefore modulation characteristic is not presented.

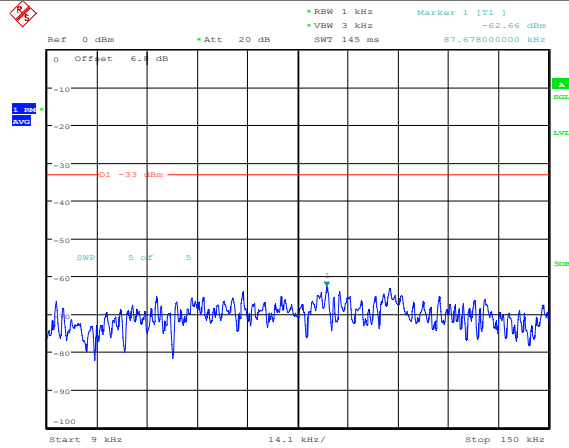
4.7 Out of band emission at antenna terminals

Test Requirement:	FCC part22.913(a), FCC part24.238(a), FCC part27.53(h) and FCC part27.53(m), FCC part90.691
Test Method:	ANSI C63.26:2015
Limit:	-13dBm Band 7/41: -25dBm
Test setup:	<pre> graph LR EUT[EUT] --- Splitter[Splitter] Splitter --- CT[Communication Tester] Splitter --- Filter[Filter] Filter --- SPA[SPA] </pre> <p><i>Note: Measurement setup for testing on Antenna connector</i></p>
Test Procedure:	<ol style="list-style-type: none"> 1 The RF output of the transceiver was connected to a spectrum analyzer through appropriate attenuation. 2 The resolution bandwidth of the spectrum analyzer was set at 1MHz, sufficient scans were taken to show the out of band Emissions if any up to 10th harmonic. 3 For the out of band: Set the RBW=1MHz, VBW = 3MHz, Start=30MHz, Stop= 10th harmonic. 4 Band Edge Requirements: In the 1 MHz bands immediately outside and adjacent to the frequency block, a resolution bandwidth of at least 1 percent of the emission bandwidth of the fundamental emission of the transmitter may be employed to measure the out of band Emissions.
Test Instruments:	Refer to section 3 for details
Test mode:	Refer to section 4.1 for details
Test results:	Pass

Test plot as follows:

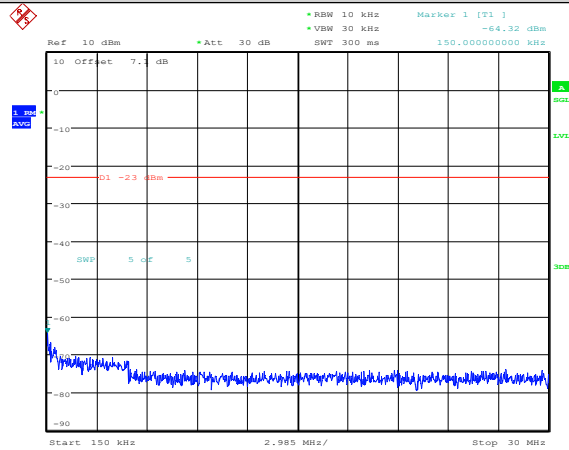
Conducted Spurious Emission:

Band2-20MHz-QPSK-18700-1RB#0-Range1:0.009~0.15MHz



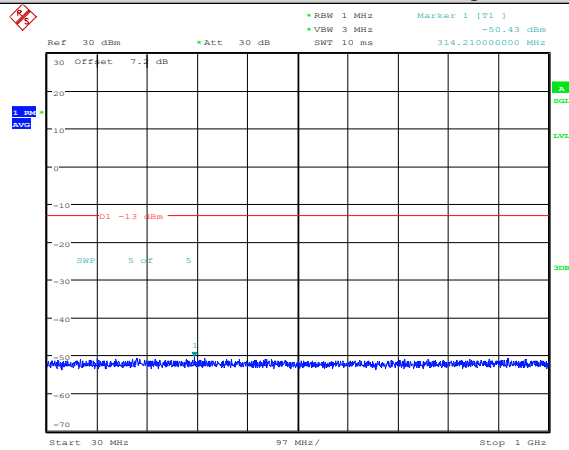
Date: 23.FEB.2023 16:46:32

Band2-20MHz-QPSK-18700-1RB#0-Range2:0.15~30MHz



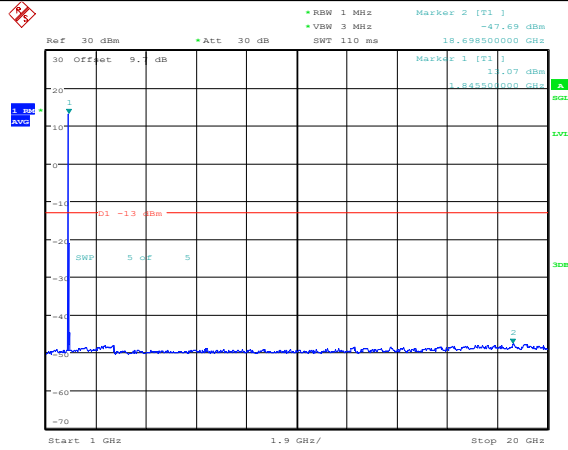
Date: 23.FEB.2023 16:46:41

Band2-20MHz-QPSK-18700-1RB#0-Range3:30~1000MHz



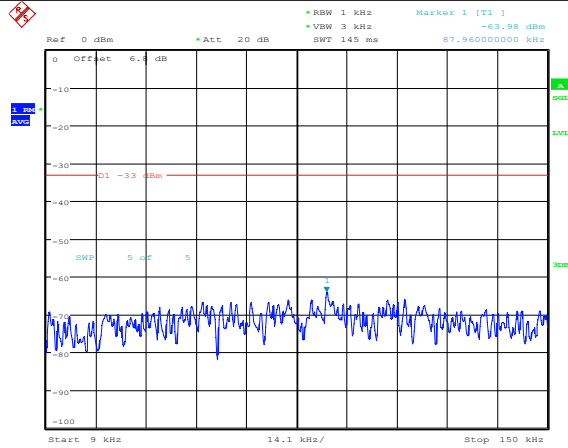
Date: 23.FEB.2023 16:46:49

Band2-20MHz-QPSK-18700-1RB#0-Range4:1000~20000MHz



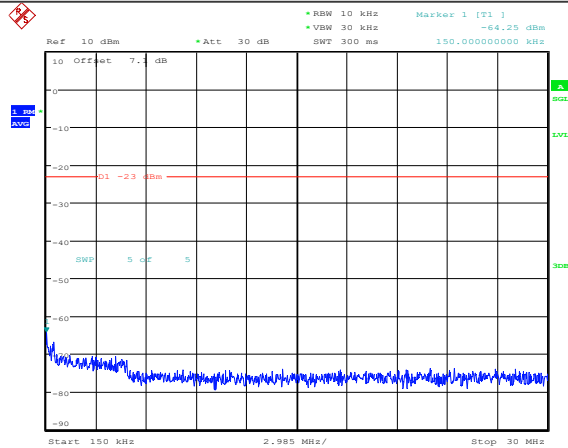
Date: 23.FEB.2023 16:46:57

Band2-20MHz-QPSK-18900-1RB#0-Range1:0.009~0.15MHz



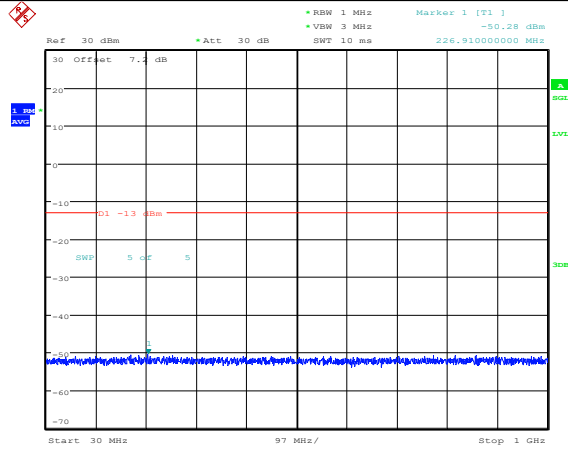
Date: 23.FEB.2023 16:49:29

Band2-20MHz-QPSK-18900-1RB#0-Range2:0.15~30MHz



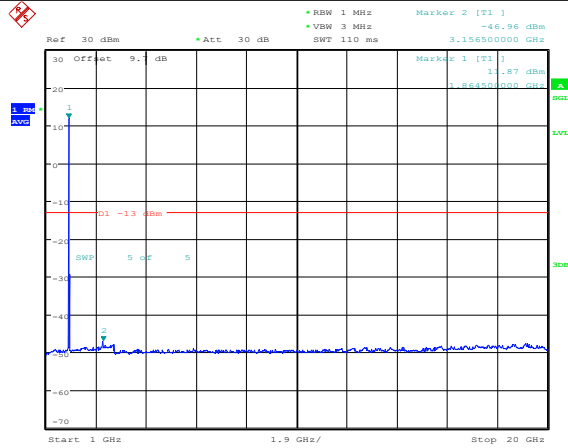
Date: 23.FEB.2023 16:49:38

Band2-20MHz-QPSK-18900-1RB#0-Range3:30~1000MHz



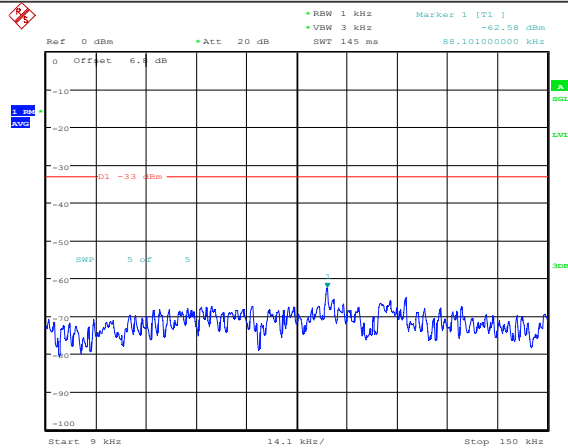
Date: 23.FEB.2023 16:49:46

Band2-20MHz-QPSK-18900-1RB#0-Range4:1000~20000MHz



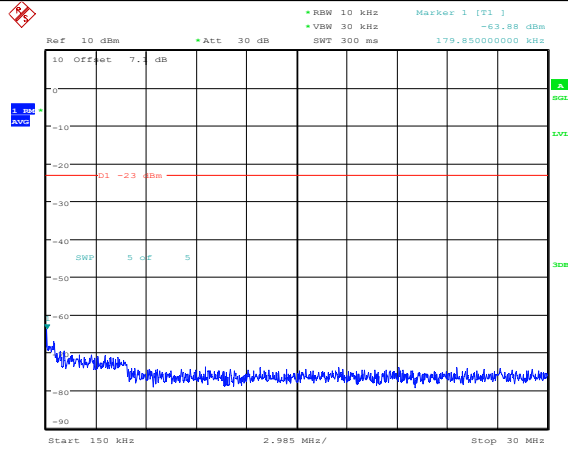
Date: 23.FEB.2023 16:49:54

Band2-20MHz-QPSK-19100-1RB#0-Range1:0.009~0.15MHz



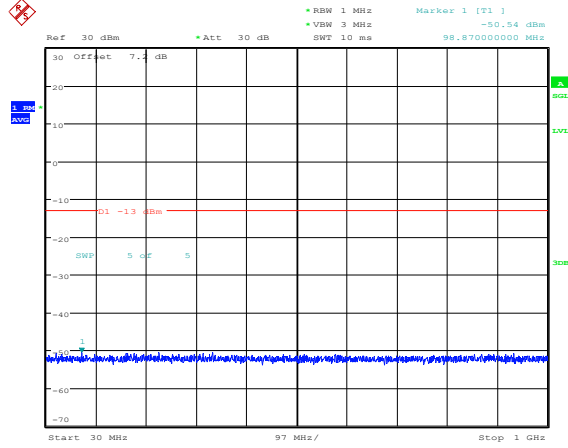
Date: 23.FEB.2023 16:52:20

Band2-20MHz-QPSK-19100-1RB#0-Range2:0.15~30MHz



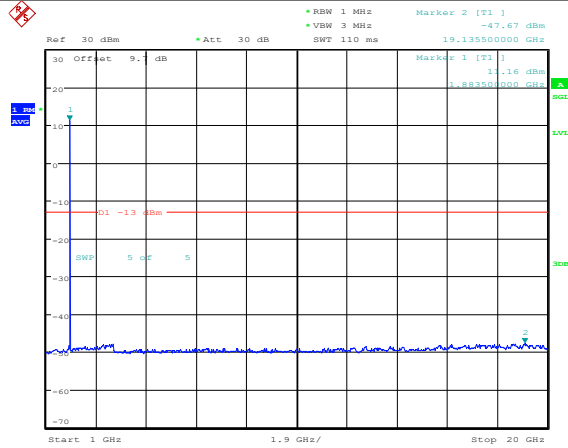
Date: 23.FEB.2023 16:52:29

Band2-20MHz-QPSK-19100-1RB#0-Range3:30~1000MHz



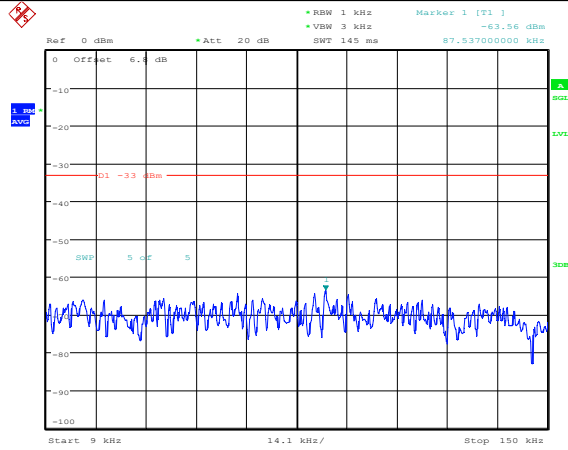
Date: 23.FEB.2023 16:52:36

Band2-20MHz-QPSK-19100-1RB#0-Range4:1000~20000MHz



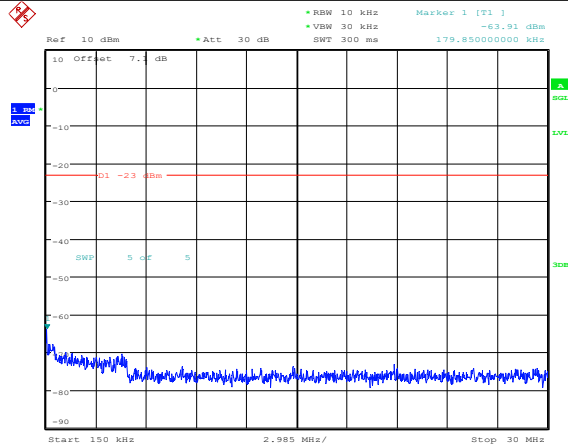
Date: 23.FEB.2023 16:52:45

Band2-20MHz-16QAM-18700-1RB#0-Range1:0.009~0.15MHz



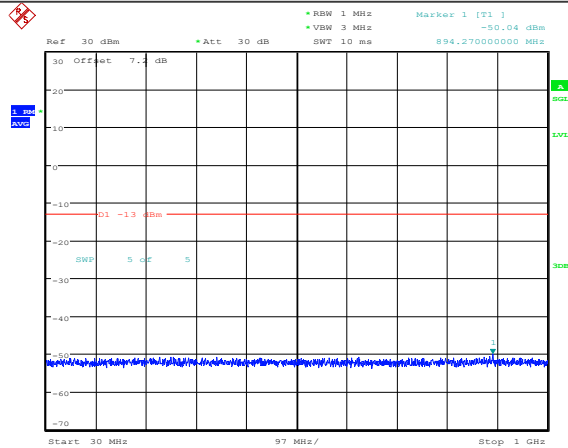
Date: 23.FEB.2023 16:48:00

Band2-20MHz-16QAM-18700-1RB#0-Range2:0.15~30MHz



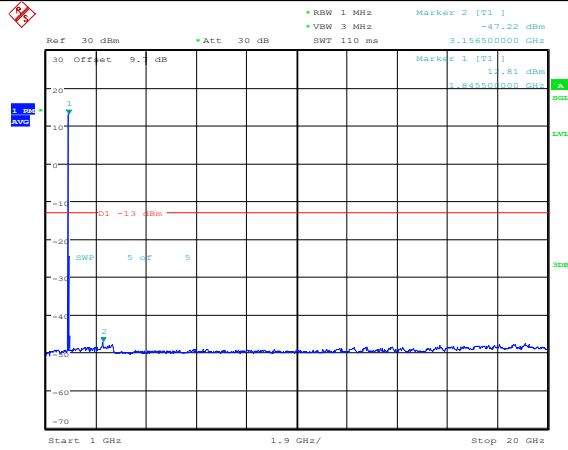
Date: 23.FEB.2023 16:48:09

Band2-20MHz-16QAM-18700-1RB#0-Range3:30~1000MHz



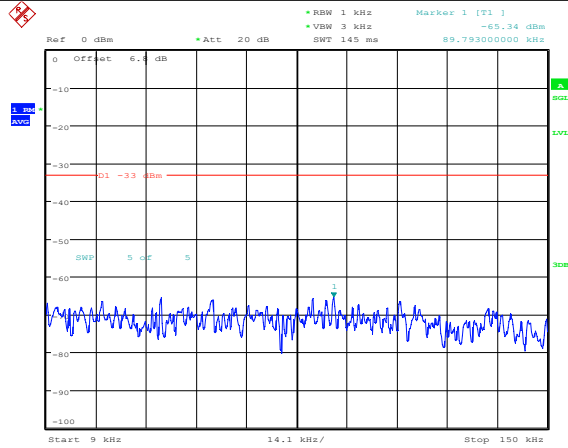
Date: 23.FEB.2023 16:48:16

Band2-20MHz-16QAM-18700-1RB#0-Range4:1000~20000MHz



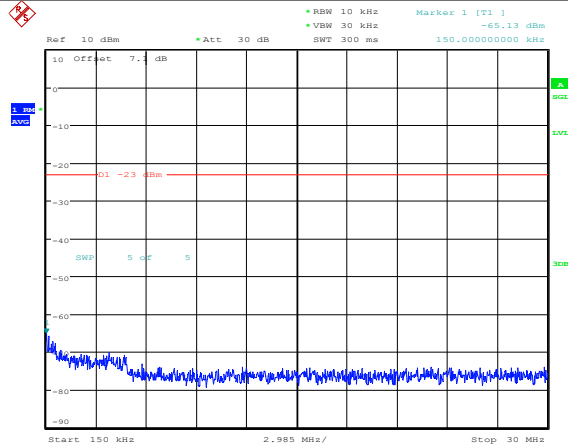
Date: 23.FEB.2023 16:48:25

Band2-20MHz-16QAM-18900-1RB#0-Range1:0.009~0.15MHz



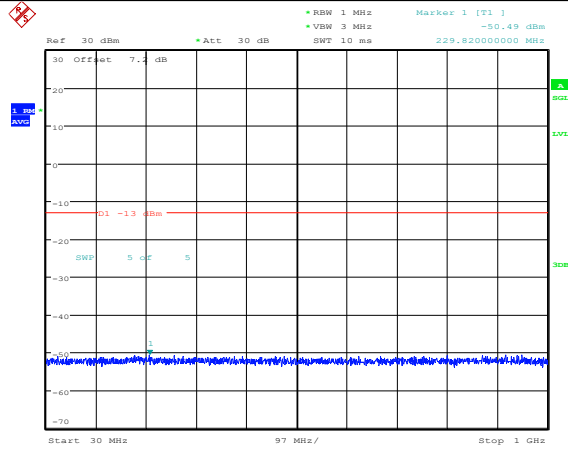
Date: 23.FEB.2023 16:50:54

Band2-20MHz-16QAM-18900-1RB#0-Range2:0.15~30MHz



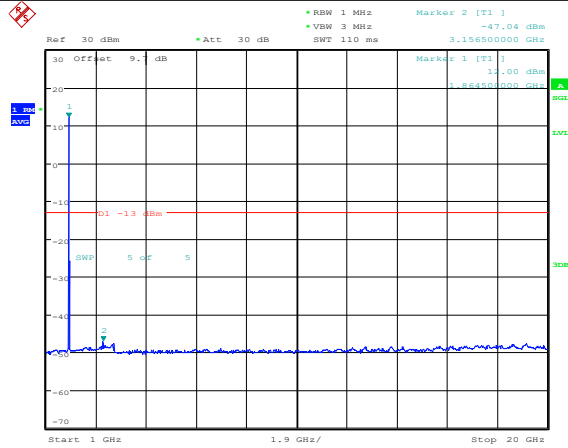
Date: 23.FEB.2023 16:51:03

Band2-20MHz-16QAM-18900-1RB#0-Range3:30~1000MHz



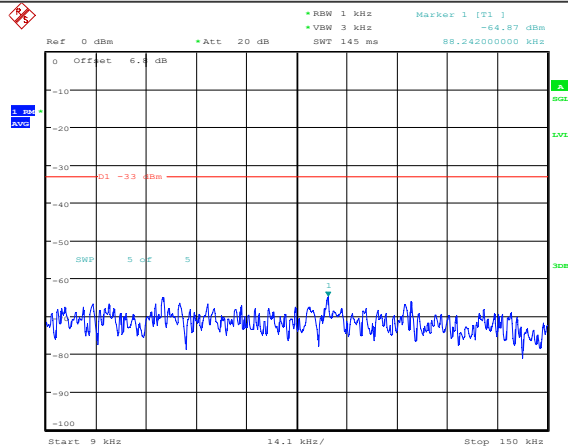
Date: 23.FEB.2023 16:51:10

Band2-20MHz-16QAM-18900-1RB#0-Range4:1000~20000MHz



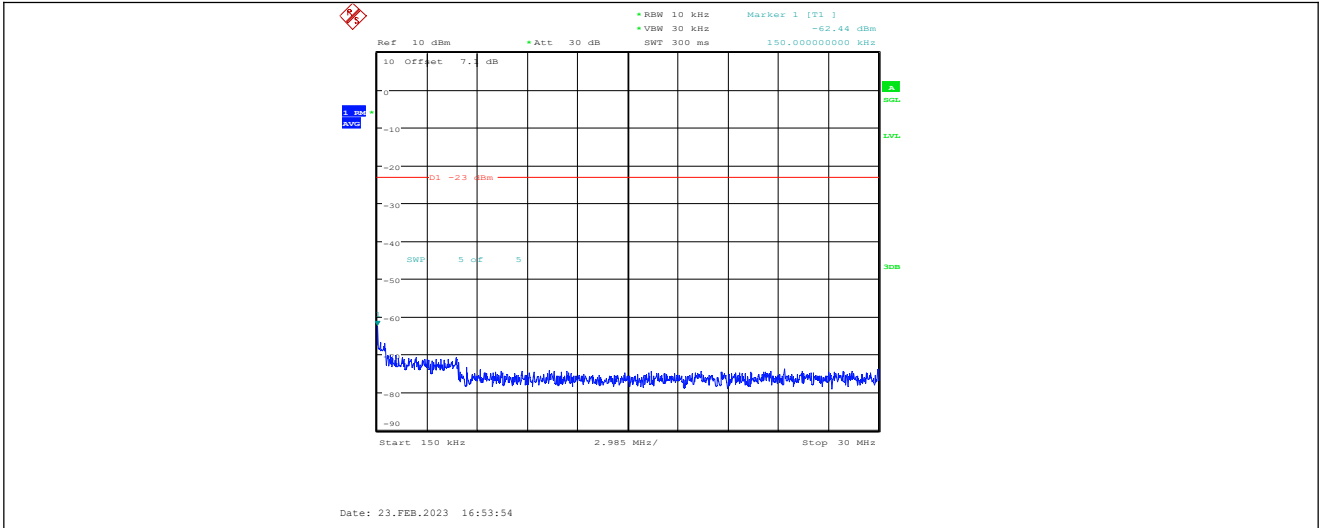
Date: 23.FEB.2023 16:51:19

Band2-20MHz-16QAM-19100-1RB#0-Range1:0.009~0.15MHz

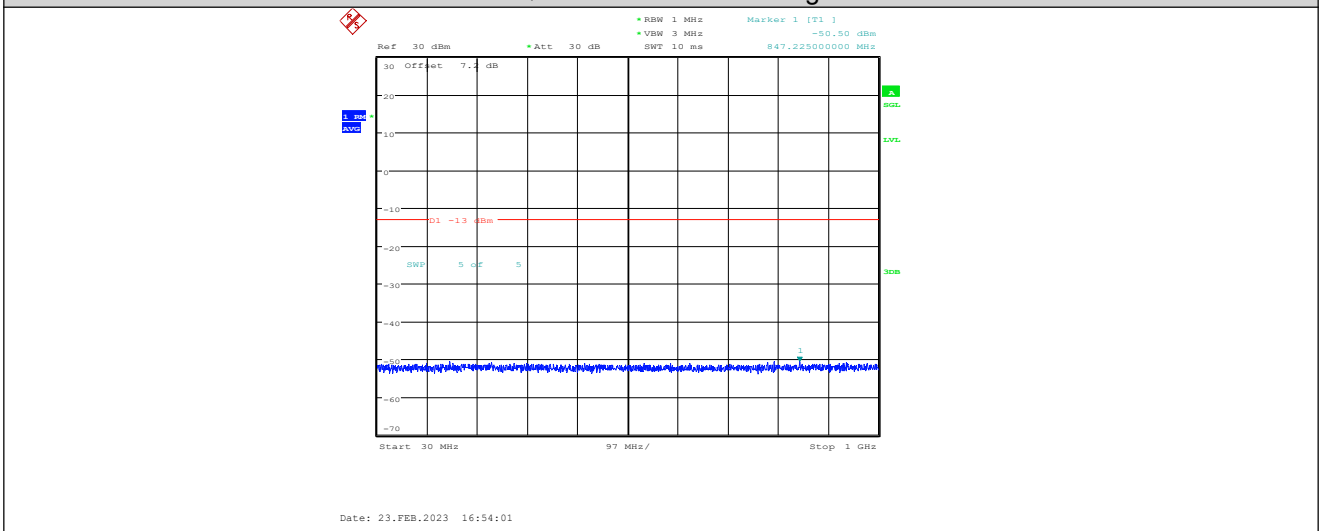


Date: 23.FEB.2023 16:53:44

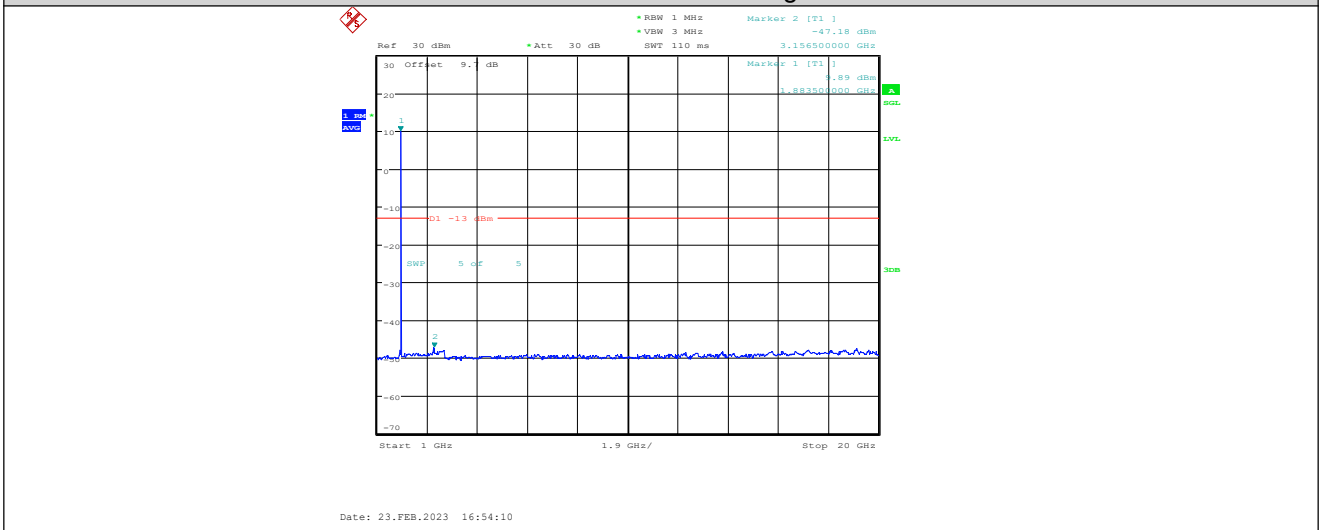
Band2-20MHz-16QAM-19100-1RB#0-Range2:0.15~30MHz



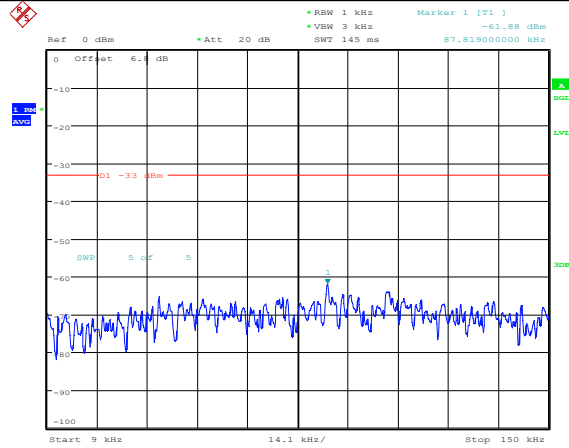
Band2-20MHz-16QAM-19100-1RB#0-Range3:30~1000MHz



Band2-20MHz-16QAM-19100-1RB#0-Range4:1000~20000MHz

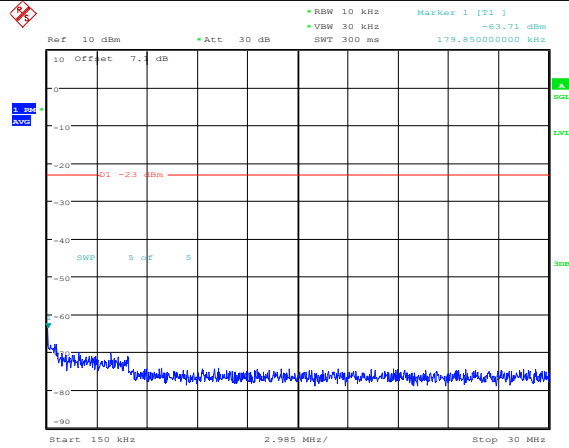


Band4-20MHz-QPSK-20050-1RB#0-Range1:0.009~0.15MHz



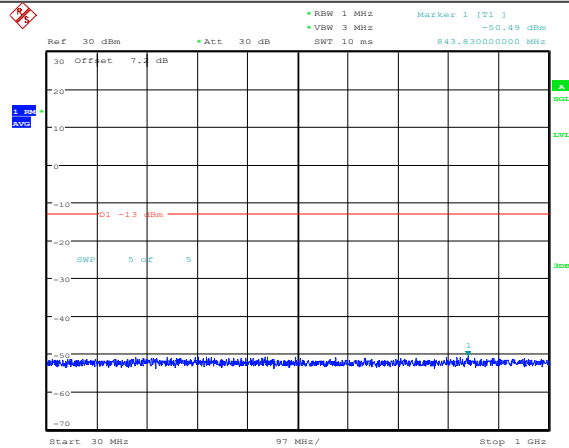
Date: 23.FEB.2023 21:05:51

Band4-20MHz-QPSK-20050-1RB#0-Range2:0.15~30MHz



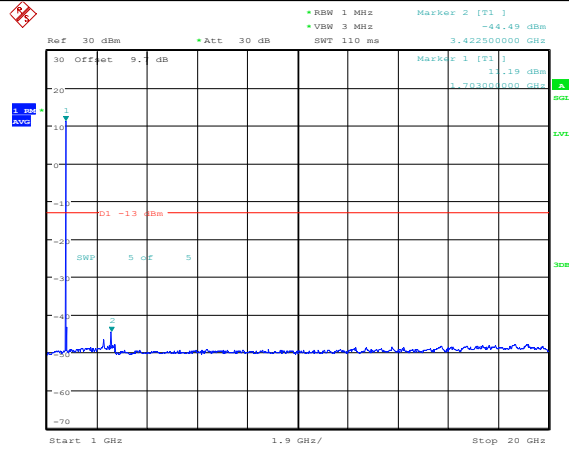
Date: 23.FEB.2023 21:06:00

Band4-20MHz-QPSK-20050-1RB#0-Range3:30~1000MHz



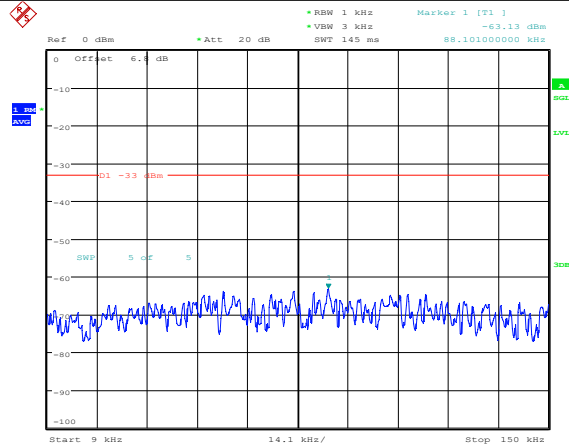
Date: 23.FEB.2023 21:06:08

Band4-20MHz-QPSK-20050-1RB#0-Range4:1000~20000MHz



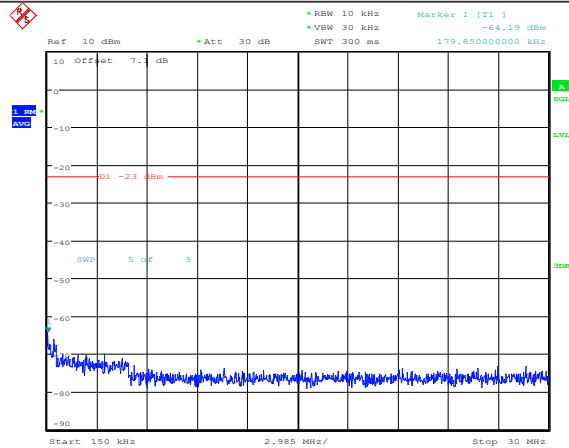
Date: 23.FEB.2023 21:06:16

Band4-20MHz-QPSK-20175-1RB#0-Range1:0.009~0.15MHz



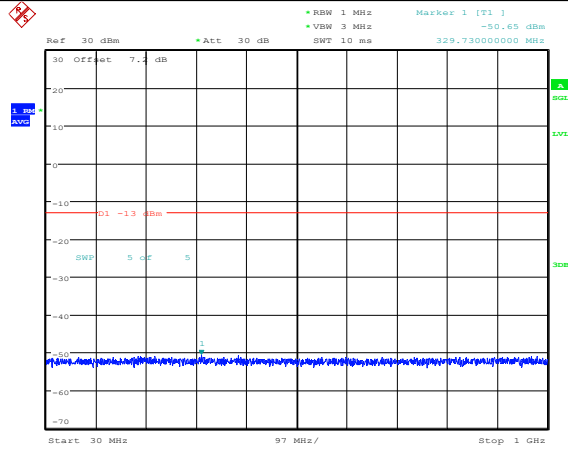
Date: 23.FEB.2023 21:08:42

Band4-20MHz-QPSK-20175-1RB#0-Range2:0.15~30MHz



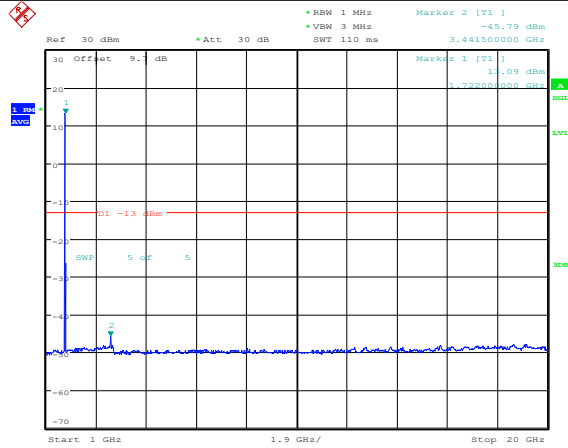
Date: 23.FEB.2023 21:08:51

Band4-20MHz-QPSK-20175-1RB#0-Range3:30~1000MHz



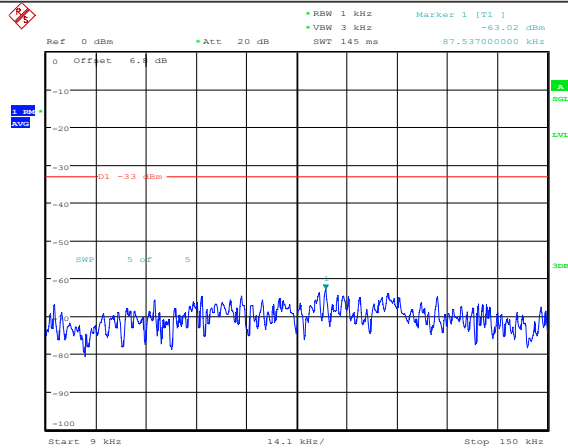
Date: 23.FEB.2023 21:08:58

Band4-20MHz-QPSK-20175-1RB#0-Range4:1000~20000MHz



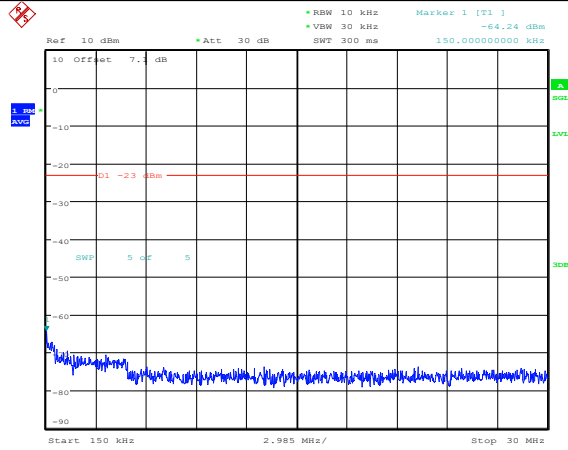
Date: 23.FEB.2023 21:09:07

Band4-20MHz-QPSK-20300-1RB#0-Range1:0.009~0.15MHz



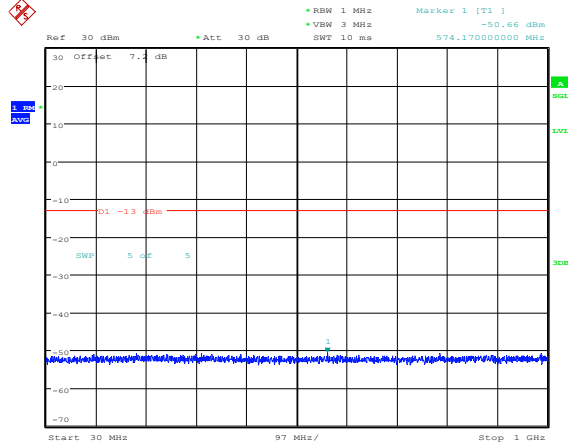
Date: 23.FEB.2023 21:11:33

Band4-20MHz-QPSK-20300-1RB#0-Range2:0.15~30MHz



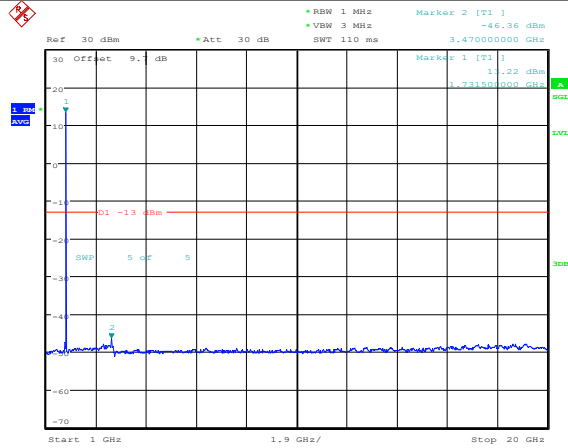
Date: 23.FEB.2023 21:11:42

Band4-20MHz-QPSK-20300-1RB#0-Range3:30~100MHz



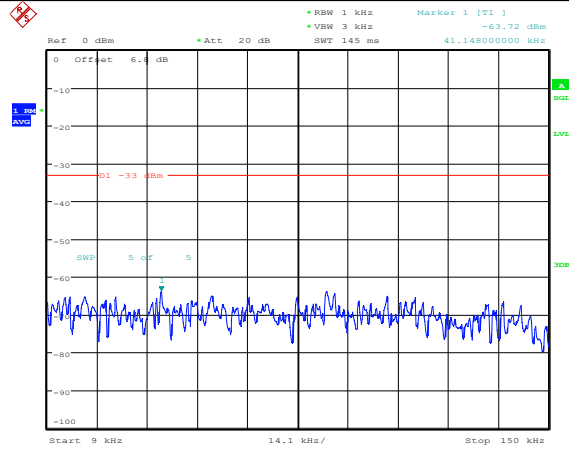
Date: 23.FEB.2023 21:11:49

Band4-20MHz-QPSK-20300-1RB#0-Range4:1000~20000MHz



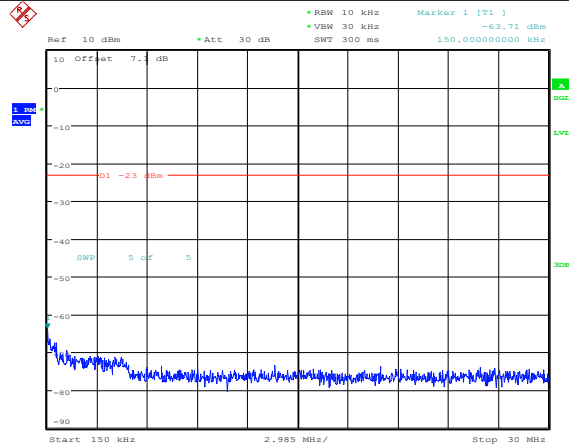
Date: 23.FEB.2023 21:11:58

Band4-20MHz-16QAM-20050-1RB#0-Range1:0.009~0.15MHz



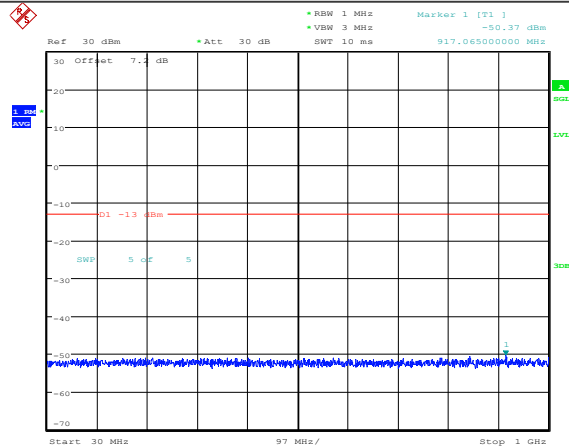
Date: 23.FEB.2023 21:07:16

Band4-20MHz-16QAM-20050-1RB#0-Range2:0.15~30MHz



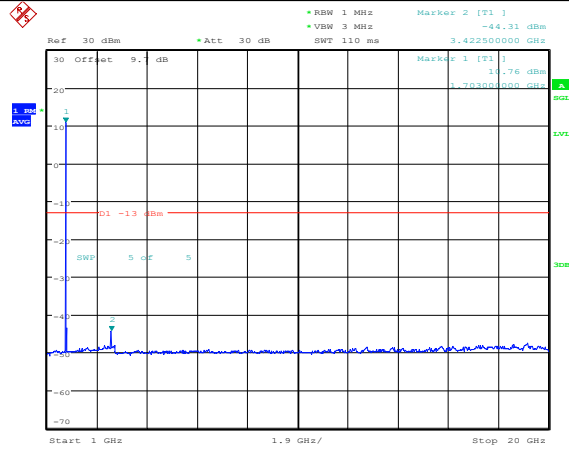
Date: 23.FEB.2023 21:07:25

Band4-20MHz-16QAM-20050-1RB#0-Range3:30~1000MHz



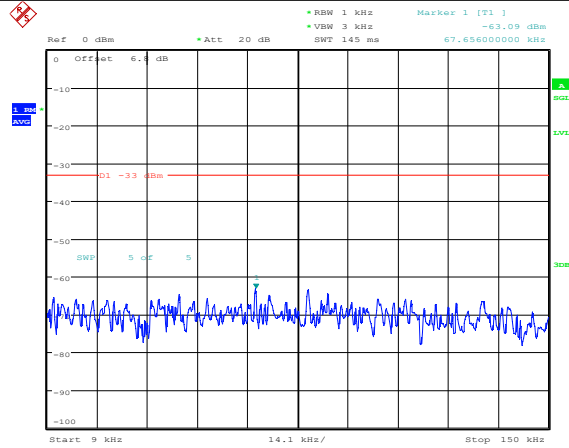
Date: 23.FEB.2023 21:07:33

Band4-20MHz-16QAM-20050-1RB#0-Range4:1000~20000MHz



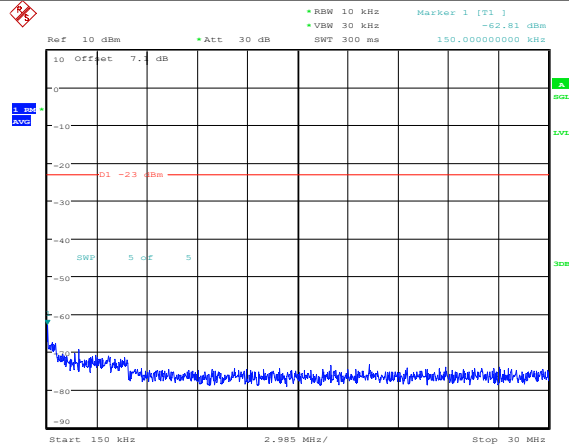
Date: 23.FEB.2023 21:07:41

Band4-20MHz-16QAM-20175-1RB#0-Range1:0.009~0.15MHz



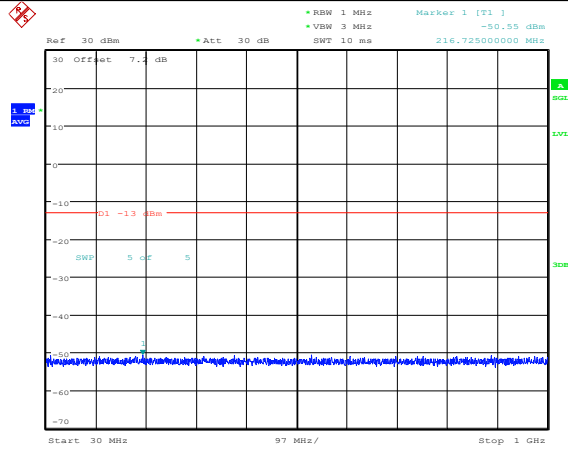
Date: 23.FEB.2023 21:10:06

Band4-20MHz-16QAM-20175-1RB#0-Range2:0.15~30MHz



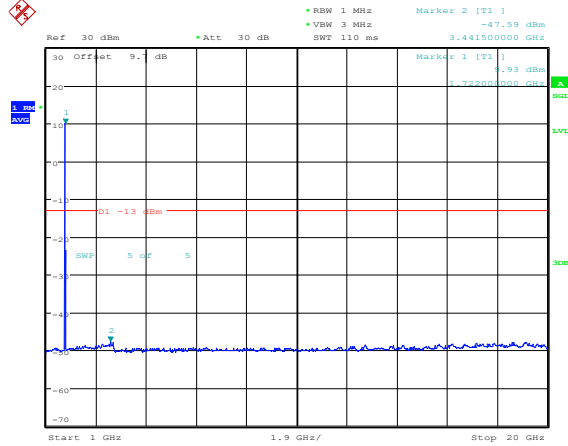
Date: 23.FEB.2023 21:10:16

Band4-20MHz-16QAM-20175-1RB#0-Range3:30~1000MHz



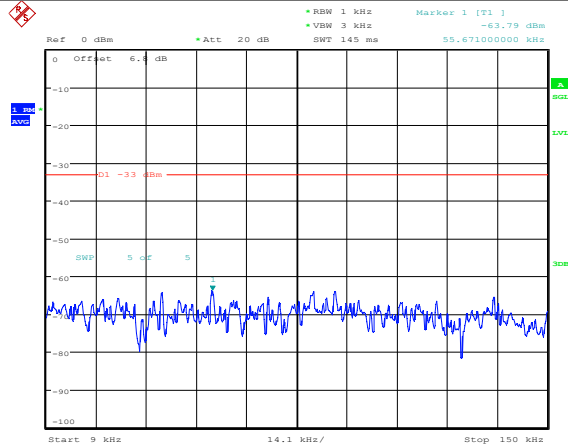
Date: 23.FEB.2023 21:10:23

Band4-20MHz-16QAM-20175-1RB#0-Range4:1000~20000MHz



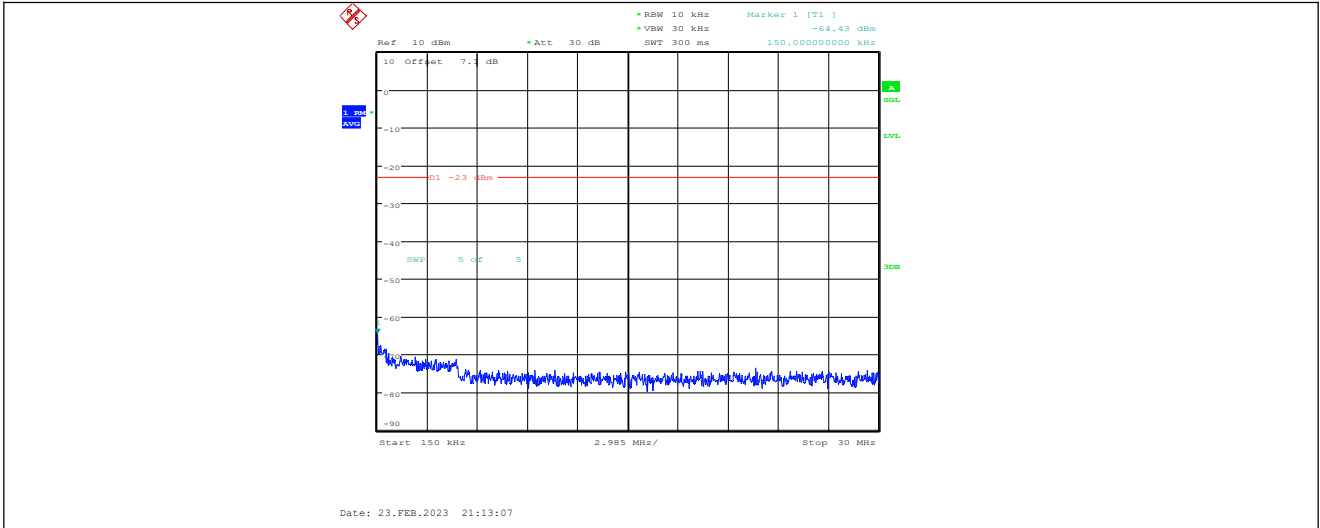
Date: 23.FEB.2023 21:10:32

Band4-20MHz-16QAM-20300-1RB#0-Range1:0.009~0.15MHz

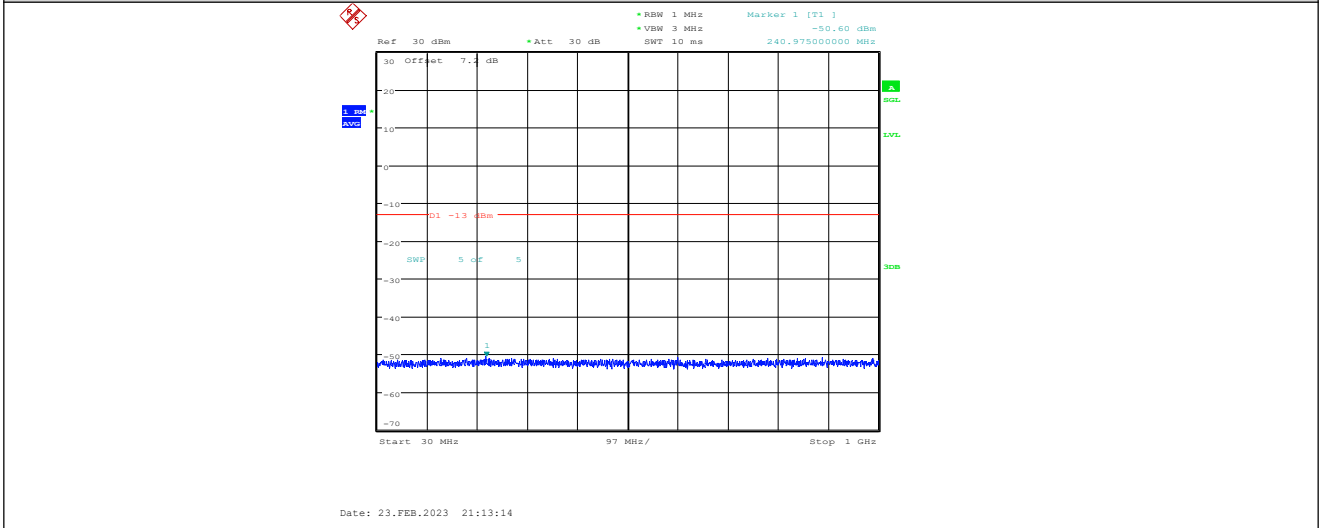


Date: 23.FEB.2023 21:12:57

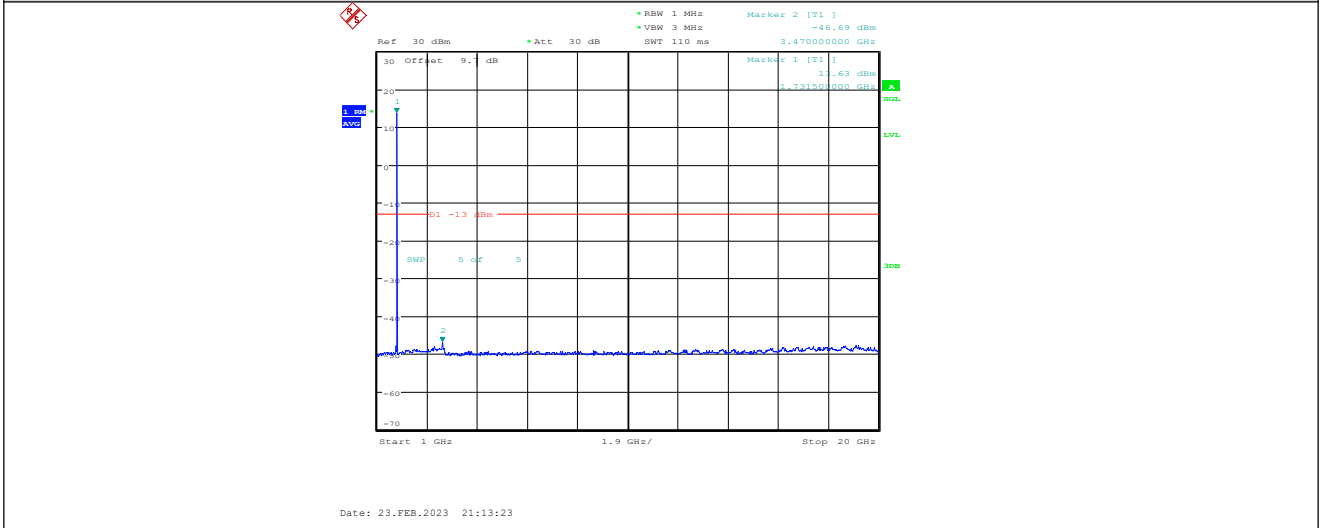
Band4-20MHz-16QAM-20300-1RB#0-Range2:0.15~30MHz



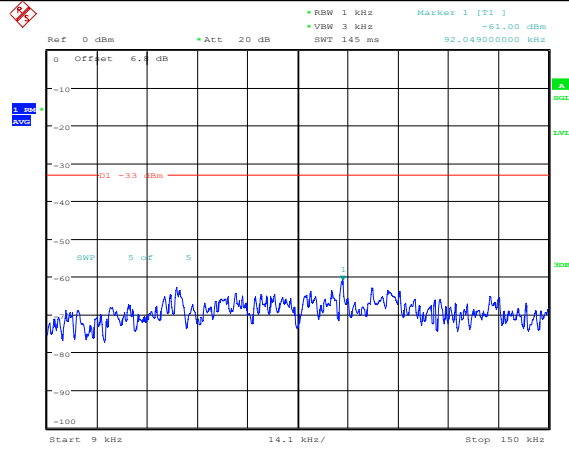
Band4-20MHz-16QAM-20300-1RB#0-Range3:30~1000MHz



Band4-20MHz-16QAM-20300-1RB#0-Range4:1000~20000MHz

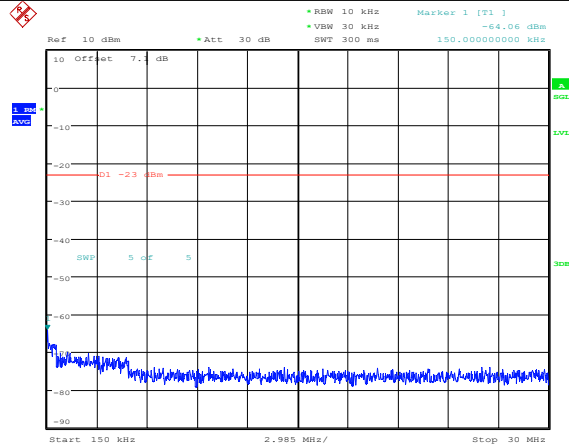


Band5-10MHz-QPSK-20450-1RB#0-Range1:0.009~0.15MHz



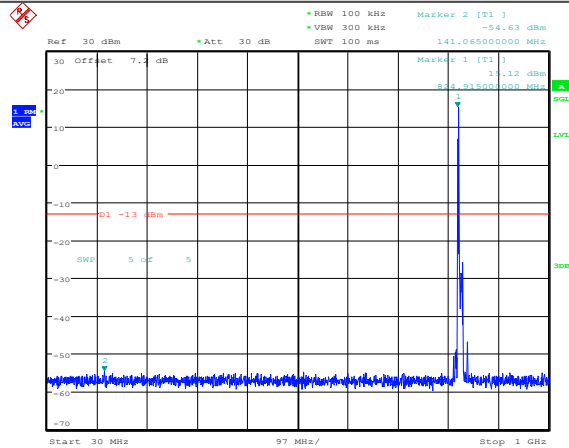
Date: 23.FEB.2023 12:10:54

Band5-10MHz-QPSK-20450-1RB#0-Range2:0.15~30MHz



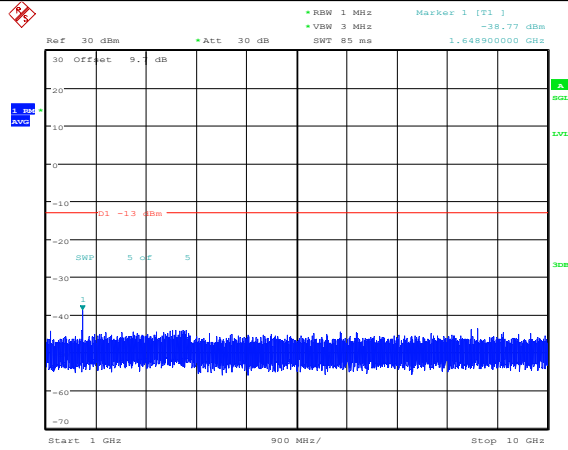
Date: 23.FEB.2023 12:11:04

Band5-10MHz-QPSK-20450-1RB#0-Range3:30~1000MHz



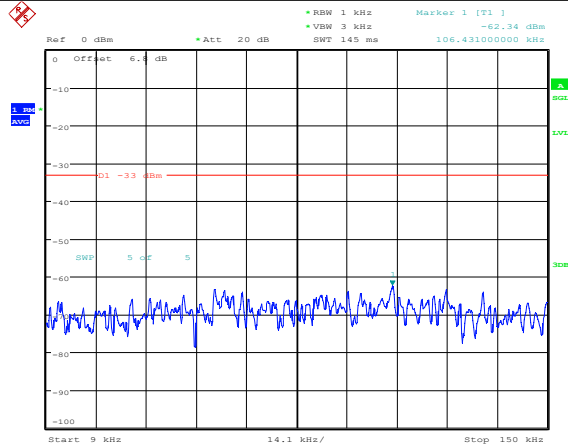
Date: 23.FEB.2023 12:11:11

Band5-10MHz-QPSK-20450-1RB#0-Range4:1000~10000MHz



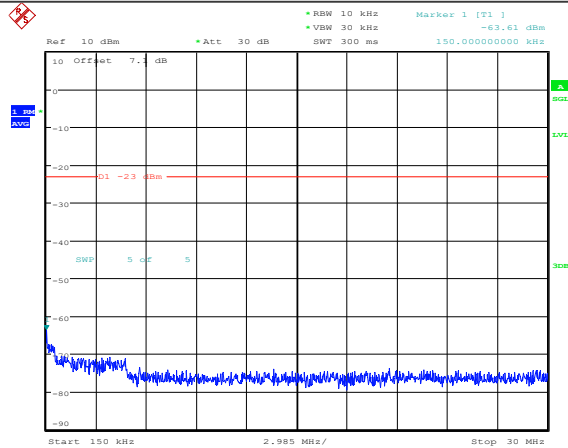
Date: 23.FEB.2023 12:11:20

Band5-10MHz-QPSK-20525-1RB#0-Range1:0.009~0.15MHz



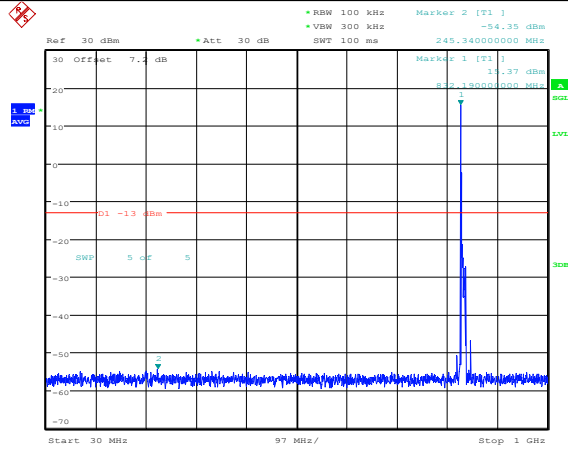
Date: 23.FEB.2023 12:12:04

Band5-10MHz-QPSK-20525-1RB#0-Range2:0.15~30MHz



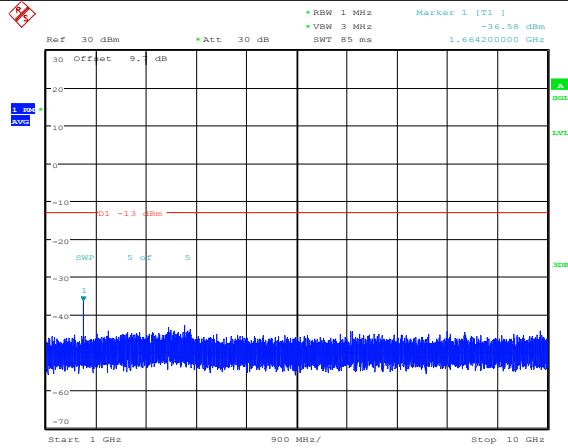
Date: 23.FEB.2023 12:12:13

Band5-10MHz-QPSK-20525-1RB#0-Range3:30~1000MHz



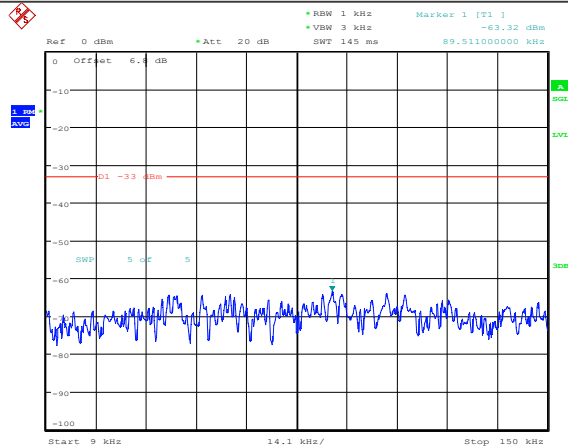
Date: 23.FEB.2023 12:12:21

Band5-10MHz-QPSK-20525-1RB#0-Range4:1000~10000MHz



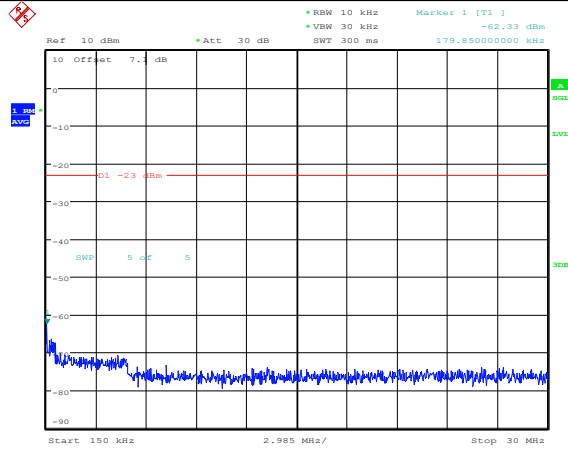
Date: 23.FEB.2023 12:12:30

Band5-10MHz-QPSK-20600-1RB#0-Range1:0.009~0.15MHz



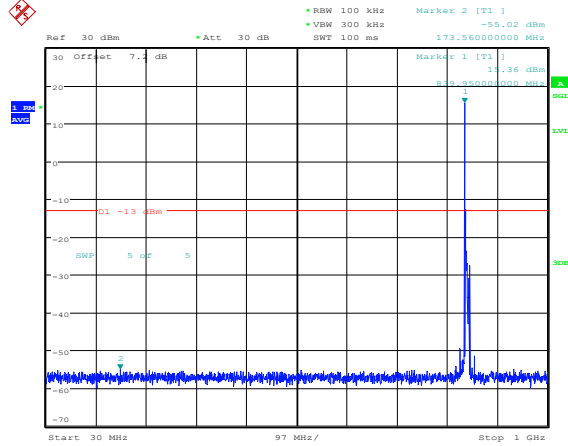
Date: 23.FEB.2023 12:13:14

Band5-10MHz-QPSK-20600-1RB#0-Range2:0.15~30MHz



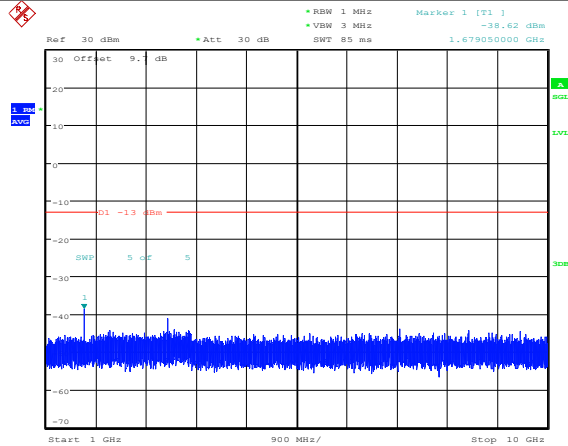
Date: 23.FEB.2023 12:13:23

Band5-10MHz-QPSK-20600-1RB#0-Range3:30~1000MHz



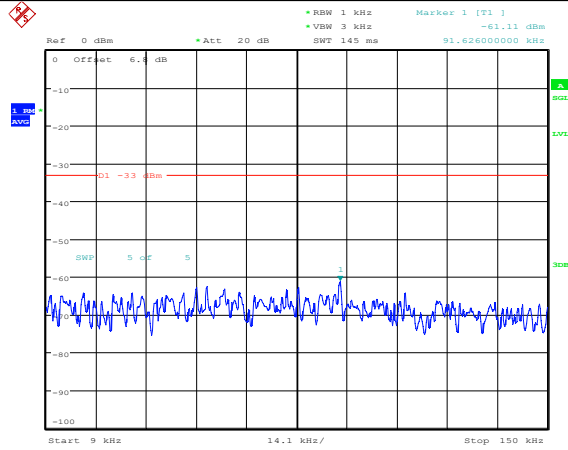
Date: 23.FEB.2023 12:13:31

Band5-10MHz-QPSK-20600-1RB#0-Range4:1000~10000MHz



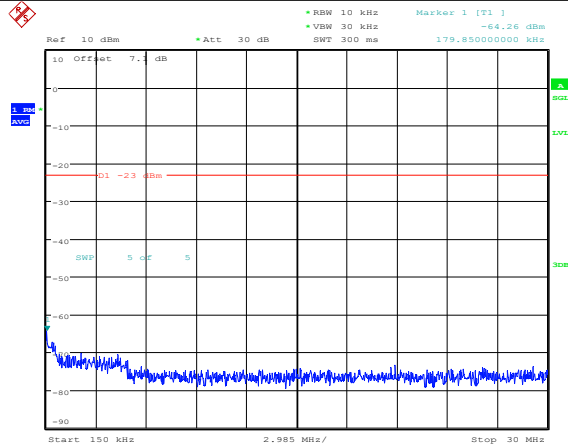
Date: 23.FEB.2023 12:13:40

Band5-10MHz-16QAM-20450-1RB#0-Range1:0.009~0.15MHz



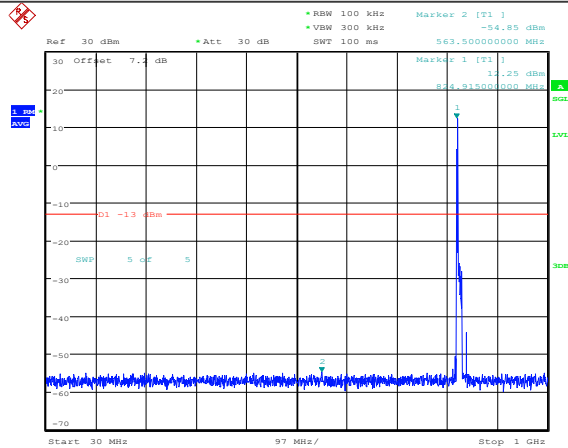
Date: 23.FEB.2023 12:11:29

Band5-10MHz-16QAM-20450-1RB#0-Range2:0.15~30MHz



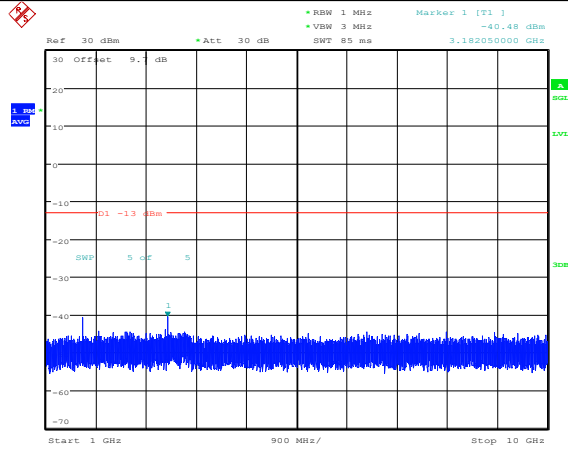
Date: 23.FEB.2023 12:11:38

Band5-10MHz-16QAM-20450-1RB#0-Range3:30~1000MHz



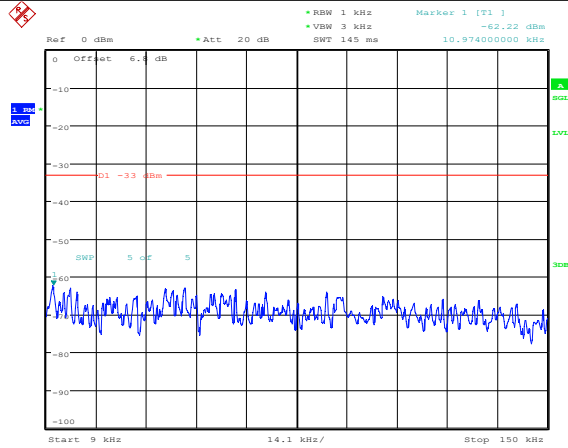
Date: 23.FEB.2023 12:11:46

Band5-10MHz-16QAM-20450-1RB#0-Range4:1000~10000MHz



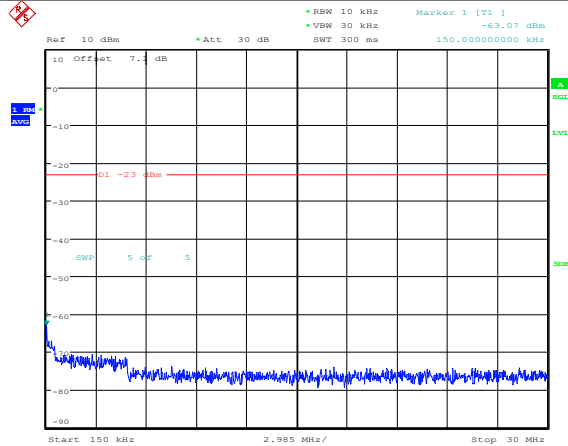
Date: 23.FEB.2023 12:11:54

Band5-10MHz-16QAM-20525-1RB#0-Range1:0.009~0.15MHz



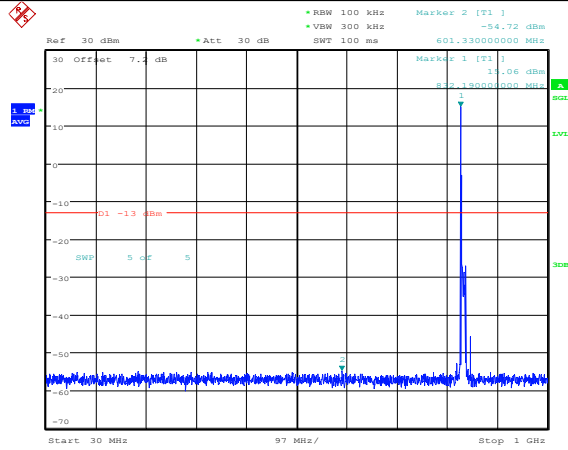
Date: 23.FEB.2023 12:12:38

Band5-10MHz-16QAM-20525-1RB#0-Range2:0.15~30MHz



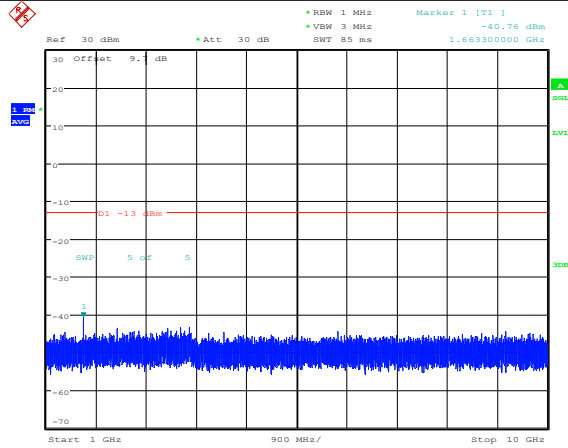
Date: 23.FEB.2023 12:12:48

Band5-10MHz-16QAM-20525-1RB#0-Range3:30~1000MHz



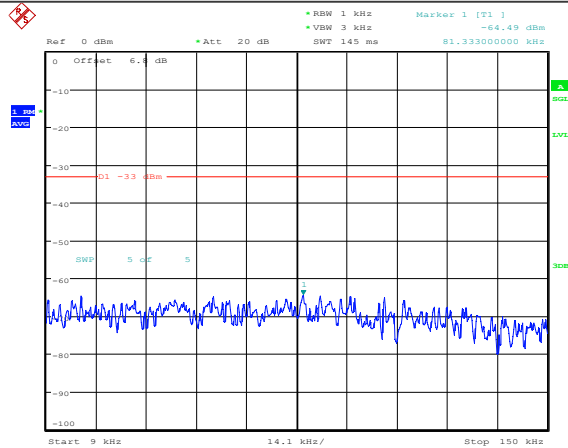
Date: 23.FEB.2023 12:12:55

Band5-10MHz-16QAM-20525-1RB#0-Range4:1000~10000MHz



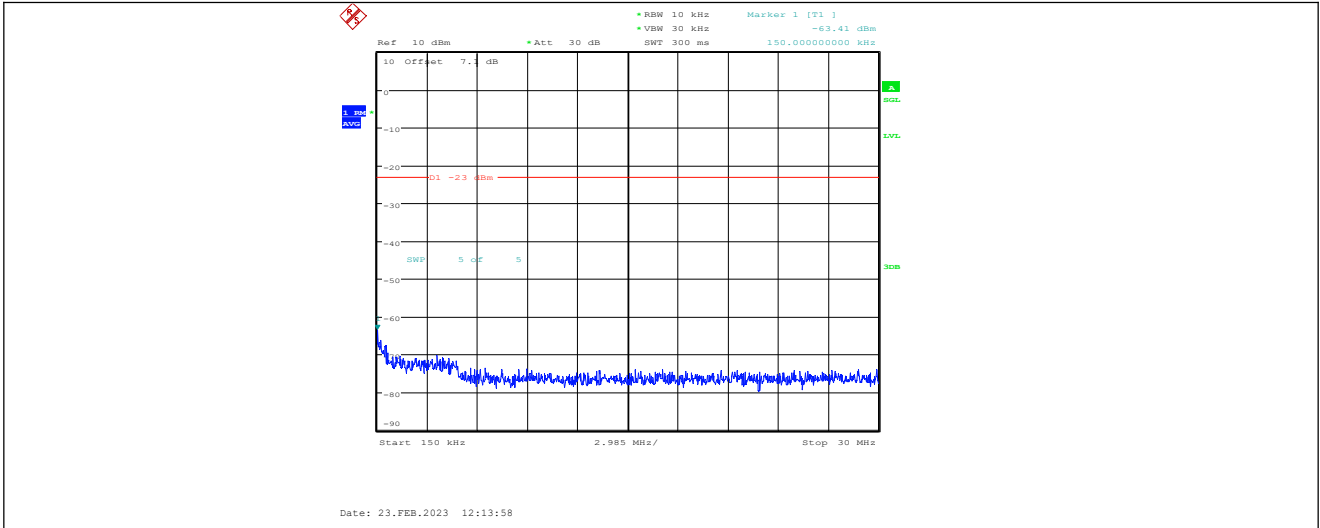
Date: 23.FEB.2023 12:13:04

Band5-10MHz-16QAM-20600-1RB#0-Range1:0.009~0.15MHz

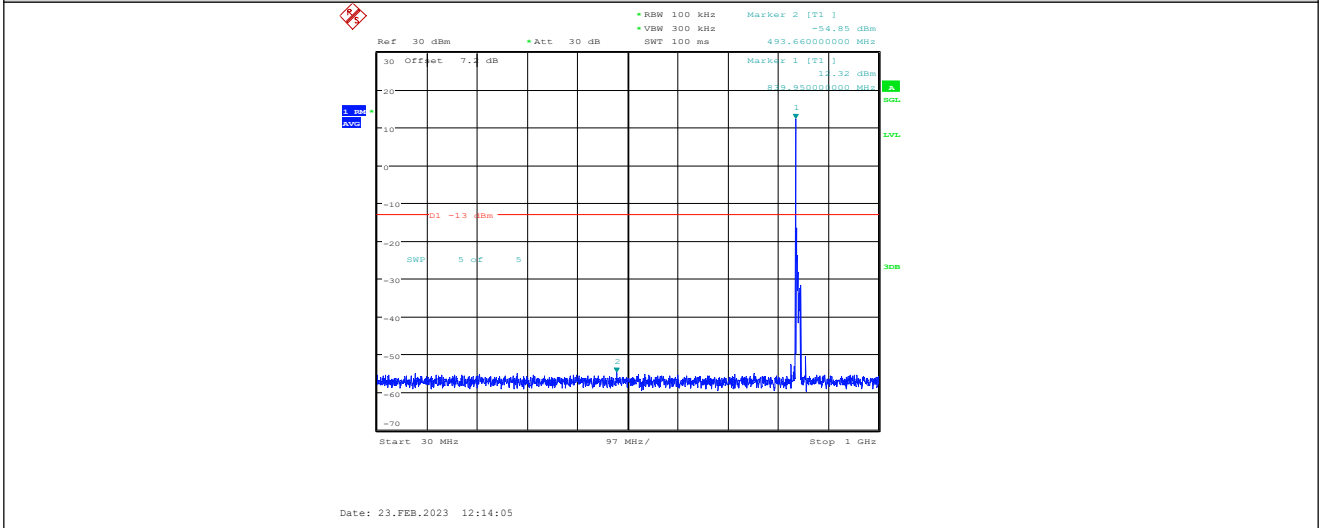


Date: 23.FEB.2023 12:13:48

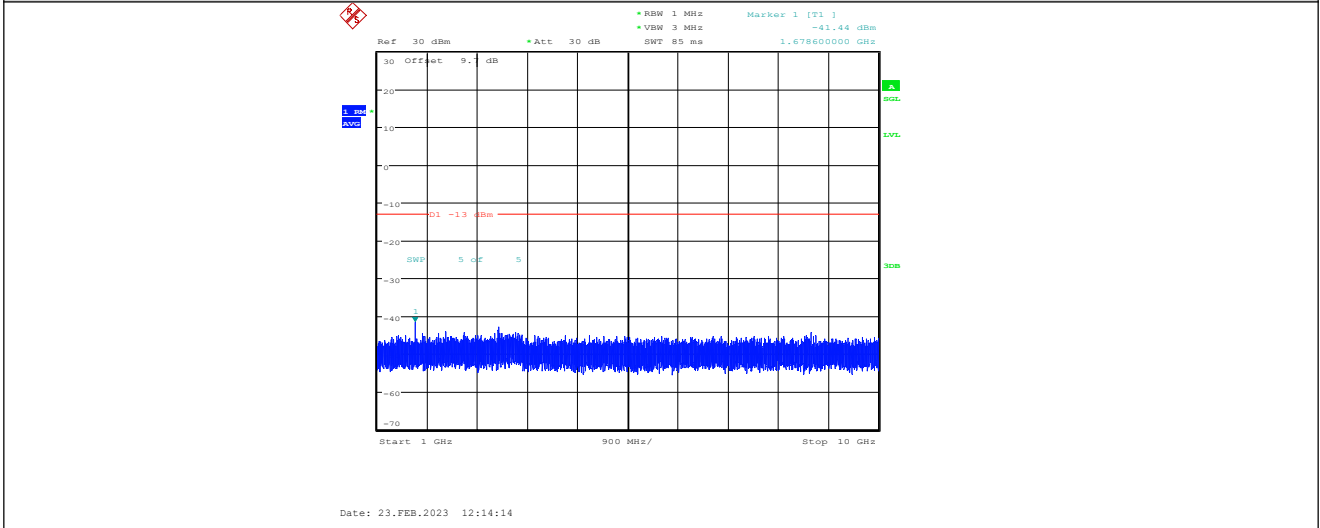
Band5-10MHz-16QAM-20600-1RB#0-Range2:0.15~30MHz



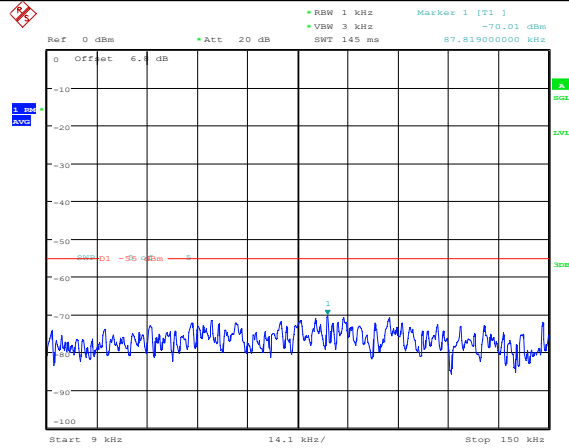
Band5-10MHz-16QAM-20600-1RB#0-Range3:30~1000MHz



Band5-10MHz-16QAM-20600-1RB#0-Range4:1000~10000MHz

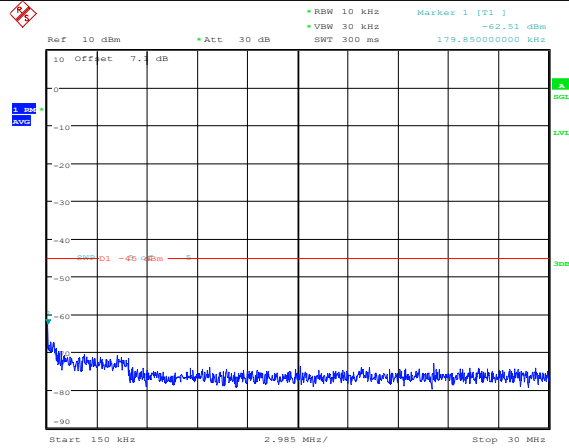


Band7-20MHz-QPSK-20850-1RB#0-Range1:0.009~0.15MHz



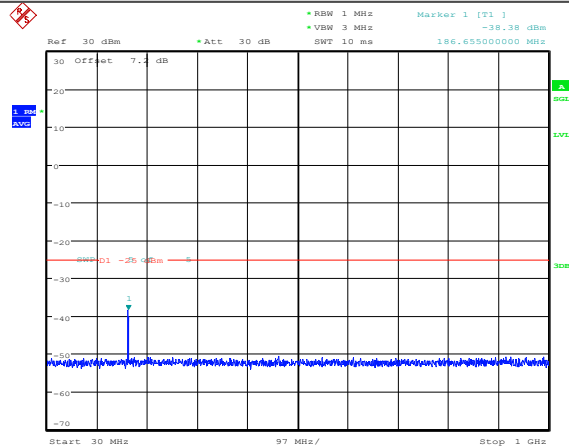
Date: 23.FEB.2023 23:41:29

Band7-20MHz-QPSK-20850-1RB#0-Range2:0.15~30MHz



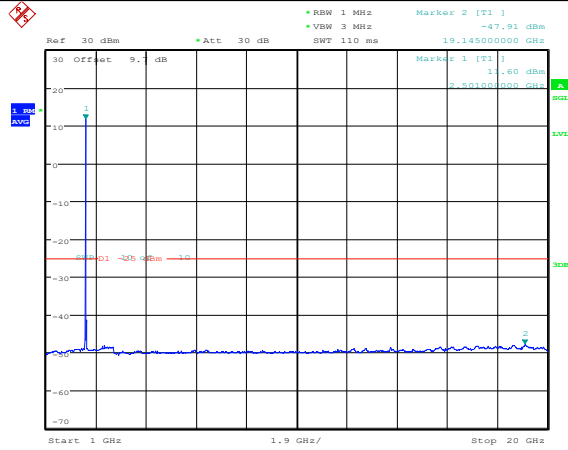
Date: 23.FEB.2023 23:41:38

Band7-20MHz-QPSK-20850-1RB#0-Range3:30~1000MHz



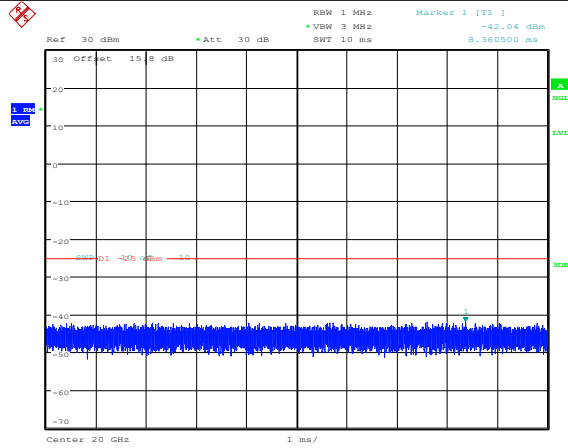
Date: 23.FEB.2023 23:41:45

Band7-20MHz-QPSK-20850-1RB#0-Range4:1000~20000MHz



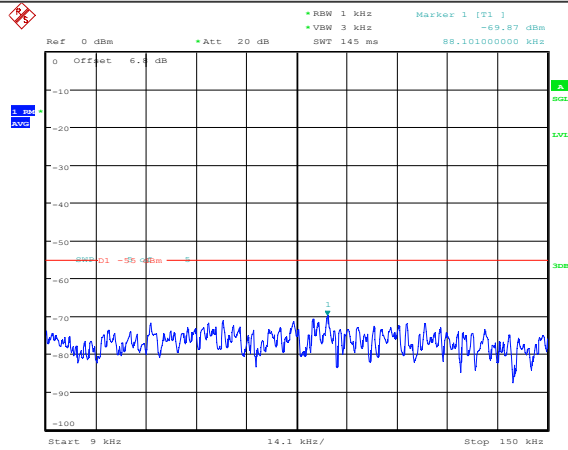
Date: 23.FEB.2023 23:41:55

Band7-20MHz-QPSK-20850-1RB#0-Range5:20000~27000MHz



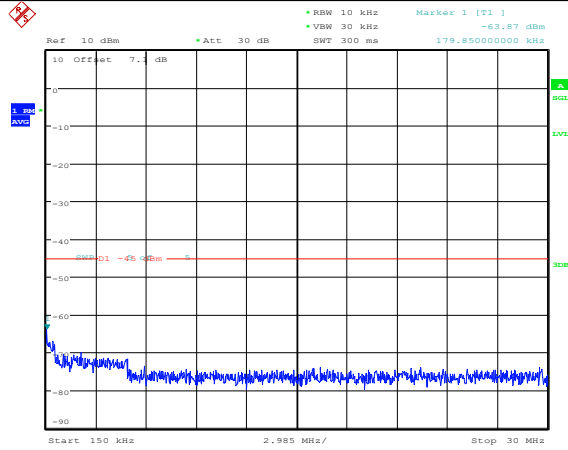
Date: 23.FEB.2023 23:42:02

Band7-20MHz-QPSK-21100-1RB#0-Range1:0.009~0.15MHz



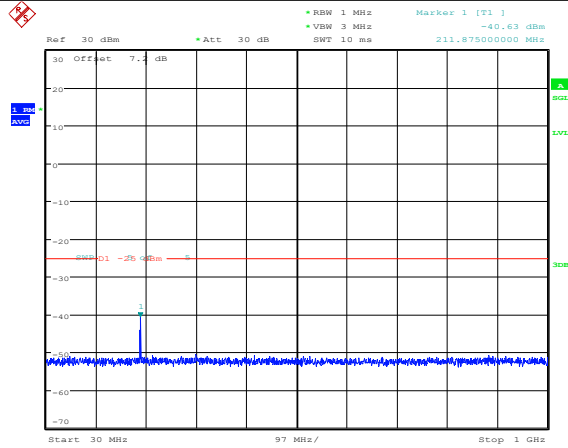
Date: 23.FEB.2023 23:44:36

Band7-20MHz-QPSK-21100-1RB#0-Range2:0.15~30MHz



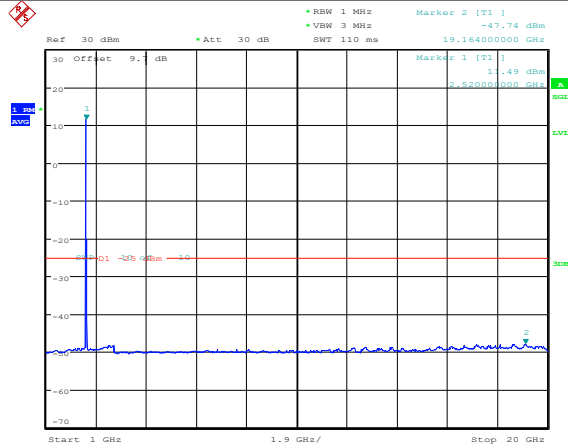
Date: 23.FEB.2023 23:44:45

Band7-20MHz-QPSK-21100-1RB#0-Range3:30~1000MHz



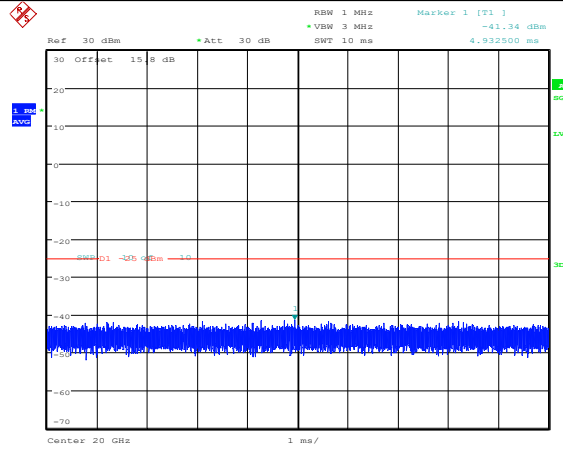
Date: 23.FEB.2023 23:44:53

Band7-20MHz-QPSK-21100-1RB#0-Range4:1000~20000MHz



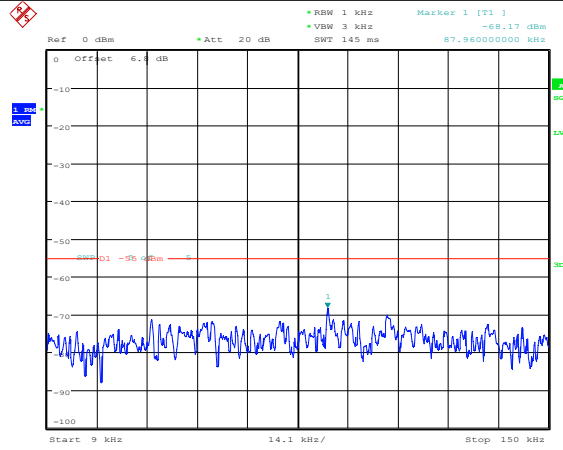
Date: 23.FEB.2023 23:45:02

Band7-20MHz-QPSK-21100-1RB#0-Range5:20000~27000MHz



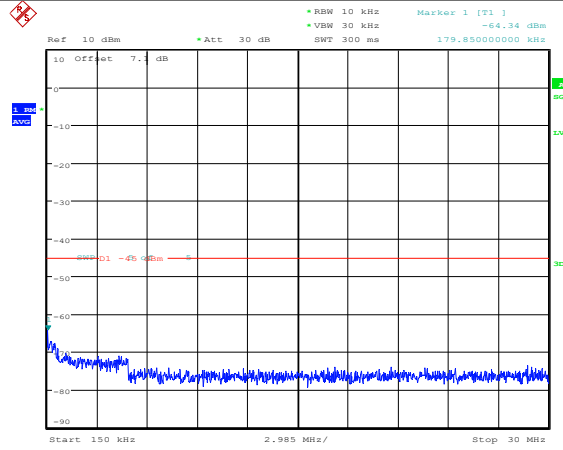
Date: 23.FEB.2023 23:45:10

Band7-20MHz-QPSK-21350-1RB#0-Range1:0.009~0.15MHz



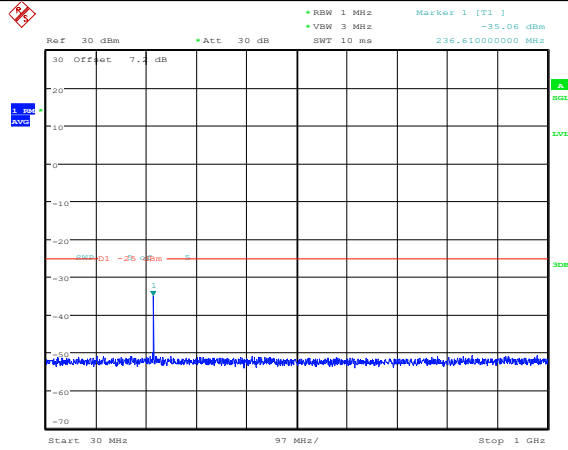
Date: 23.FEB.2023 23:47:43

Band7-20MHz-QPSK-21350-1RB#0-Range2:0.15~30MHz



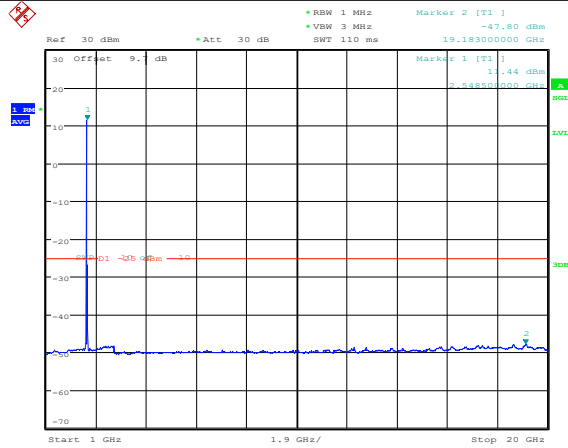
Date: 23.FEB.2023 23:47:53

Band7-20MHz-QPSK-21350-1RB#0-Range3:30~1000MHz



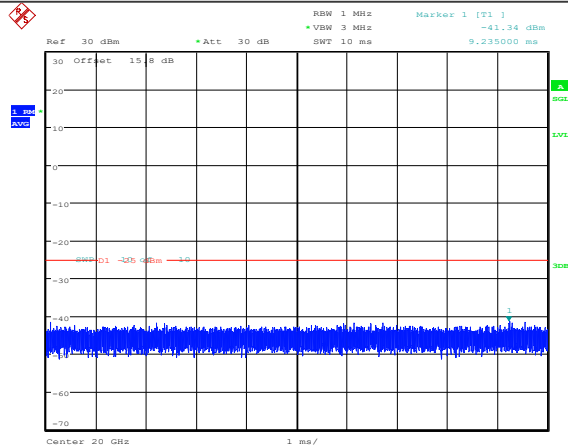
Date: 23.FEB.2023 23:48:00

Band7-20MHz-QPSK-21350-1RB#0-Range4:1000~20000MHz



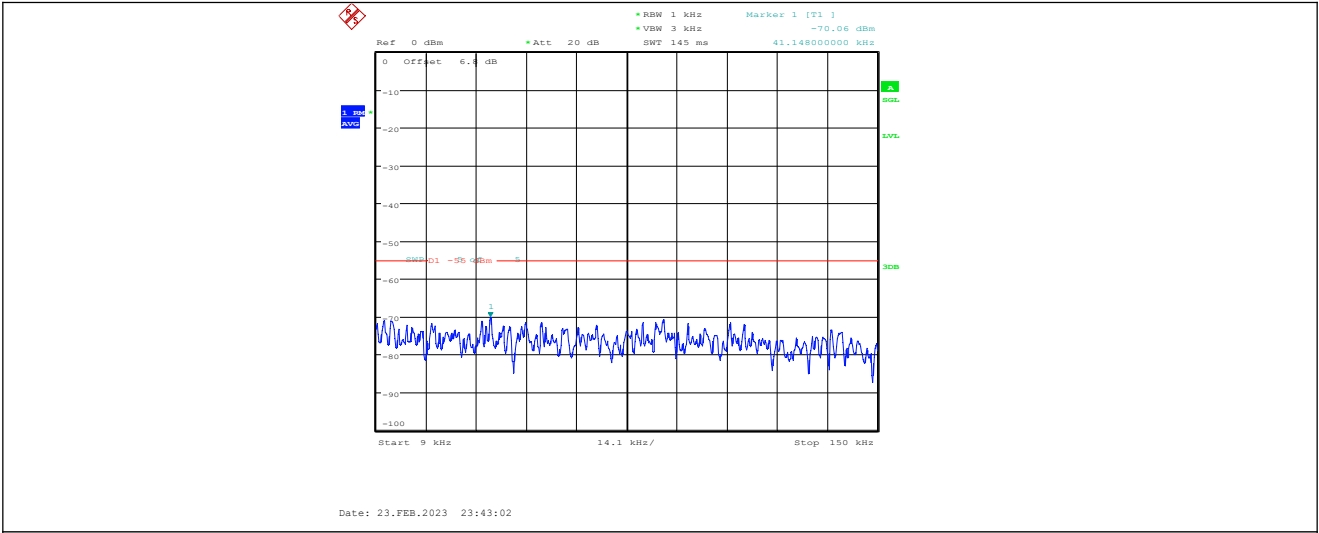
Date: 23.FEB.2023 23:48:10

Band7-20MHz-QPSK-21350-1RB#0-Range5:20000~27000MHz

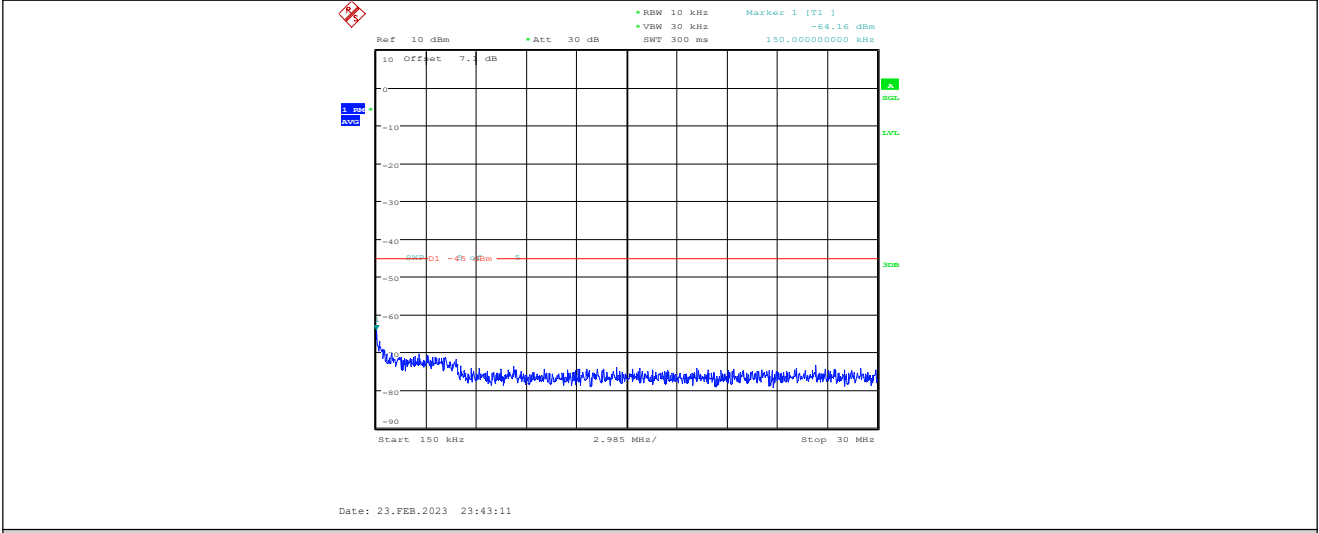


Date: 23.FEB.2023 23:48:17

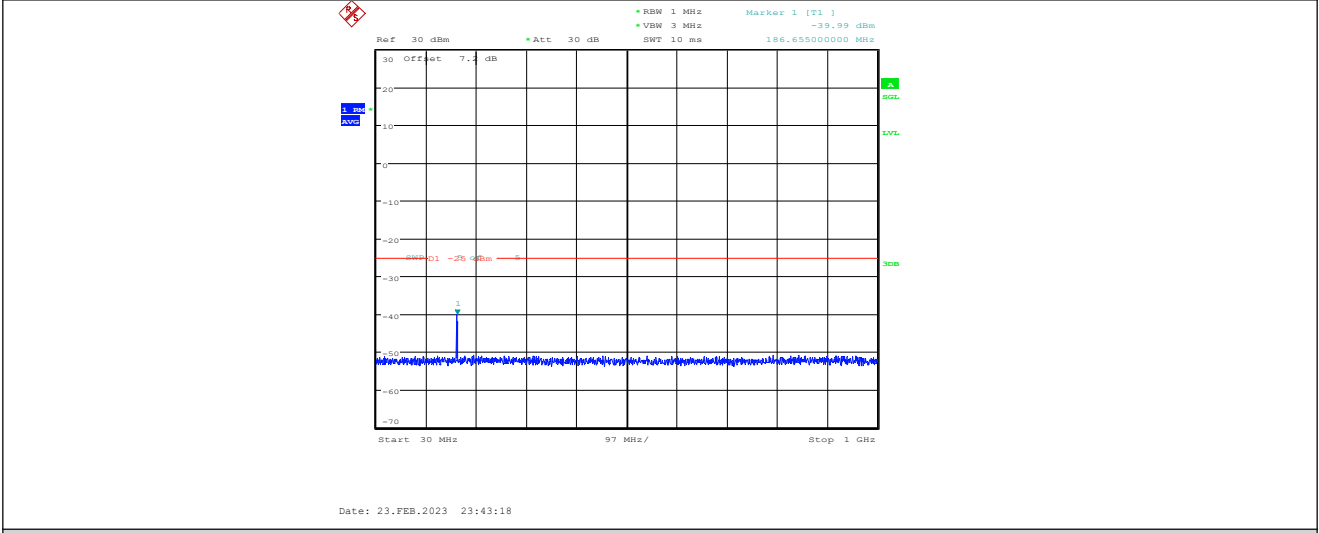
Band7-20MHz-16QAM-20850-1RB#0-Range1:0.009~0.15MHz



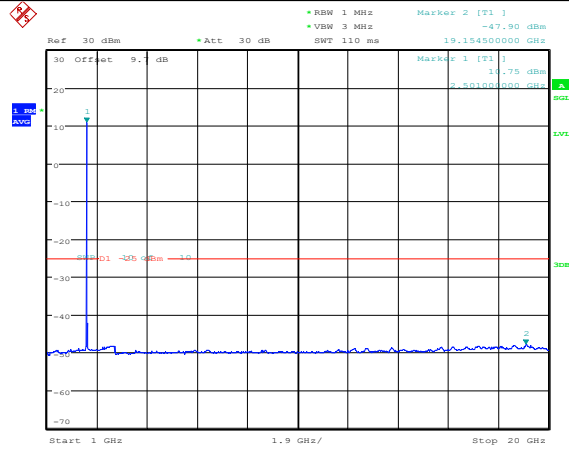
Band7-20MHz-16QAM-20850-1RB#0-Range2:0.15~30MHz



Band7-20MHz-16QAM-20850-1RB#0-Range3:30~1000MHz

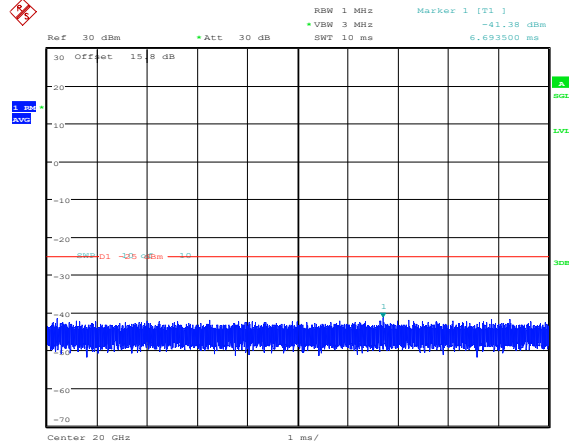


Band7-20MHz-16QAM-20850-1RB#0-Range4:1000~20000MHz



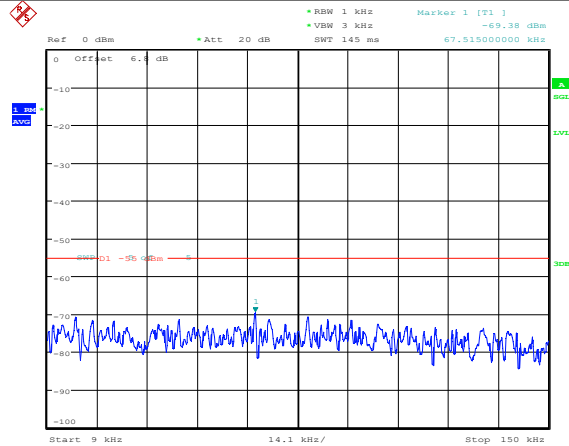
Date: 23.FEB.2023 23:43:28

Band7-20MHz-16QAM-20850-1RB#0-Range5:20000~27000MHz



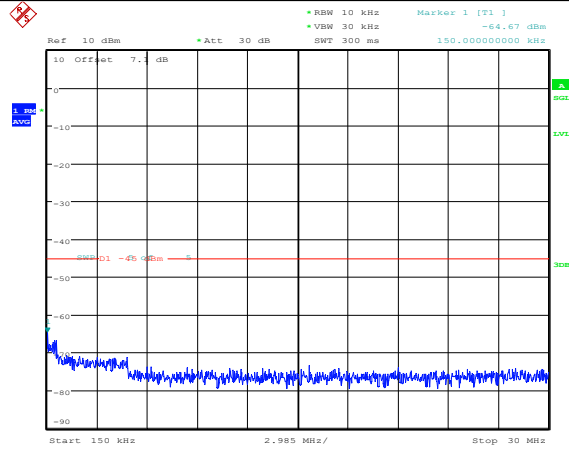
Date: 23.FEB.2023 23:43:35

Band7-20MHz-16QAM-21100-1RB#0-Range1:0.009~0.15MHz



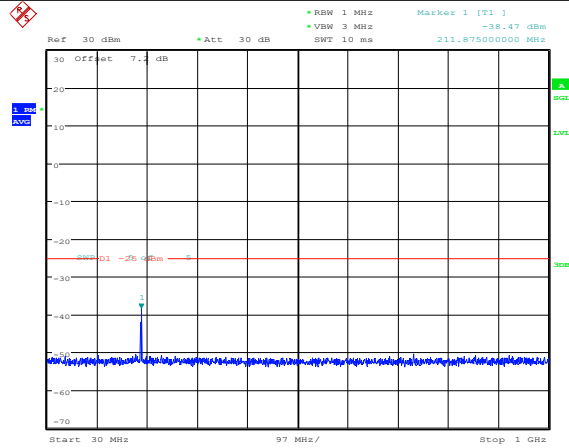
Date: 23.FEB.2023 23:46:09

Band7-20MHz-16QAM-21100-1RB#0-Range2:0.15~30MHz



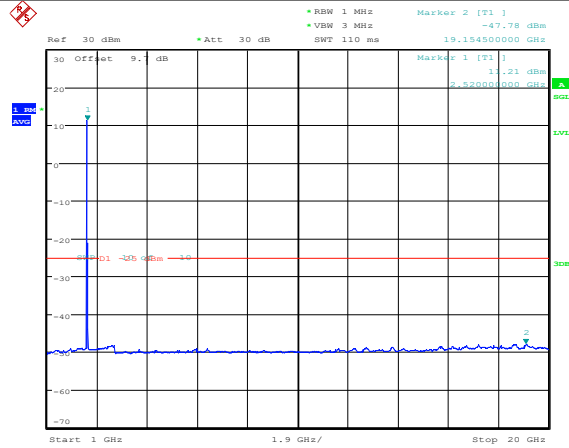
Date: 23.FEB.2023 23:46:18

Band7-20MHz-16QAM-21100-1RB#0-Range3:30~1000MHz



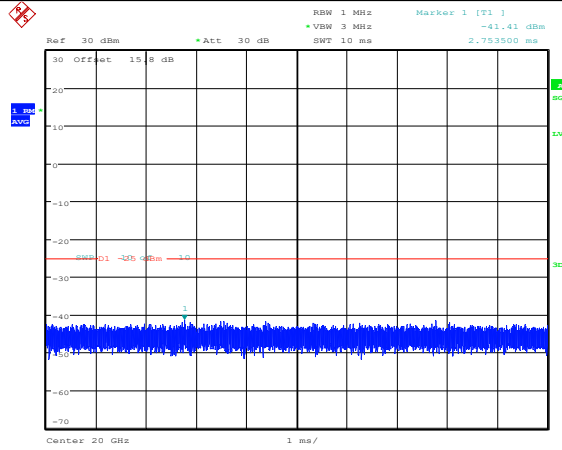
Date: 23.FEB.2023 23:46:26

Band7-20MHz-16QAM-21100-1RB#0-Range4:1000~20000MHz



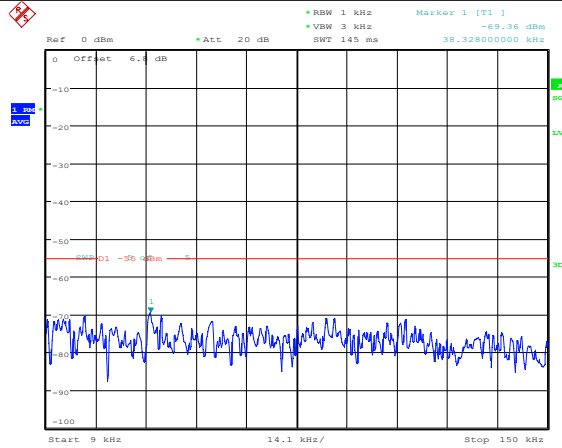
Date: 23.FEB.2023 23:46:36

Band7-20MHz-16QAM-21100-1RB#0-Range5:20000~27000MHz



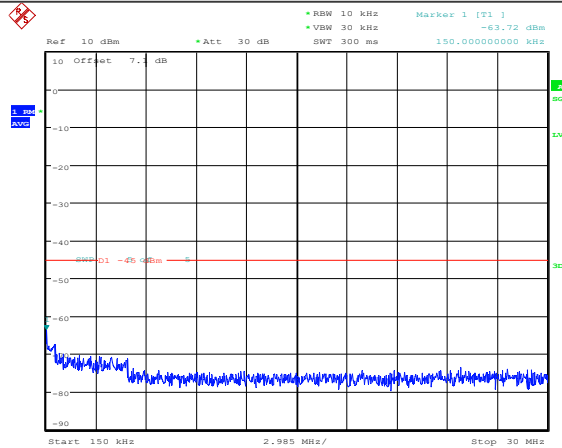
Date: 23.FEB.2023 23:46:43

Band7-20MHz-16QAM-21350-1RB#0-Range1:0.009~0.15MHz



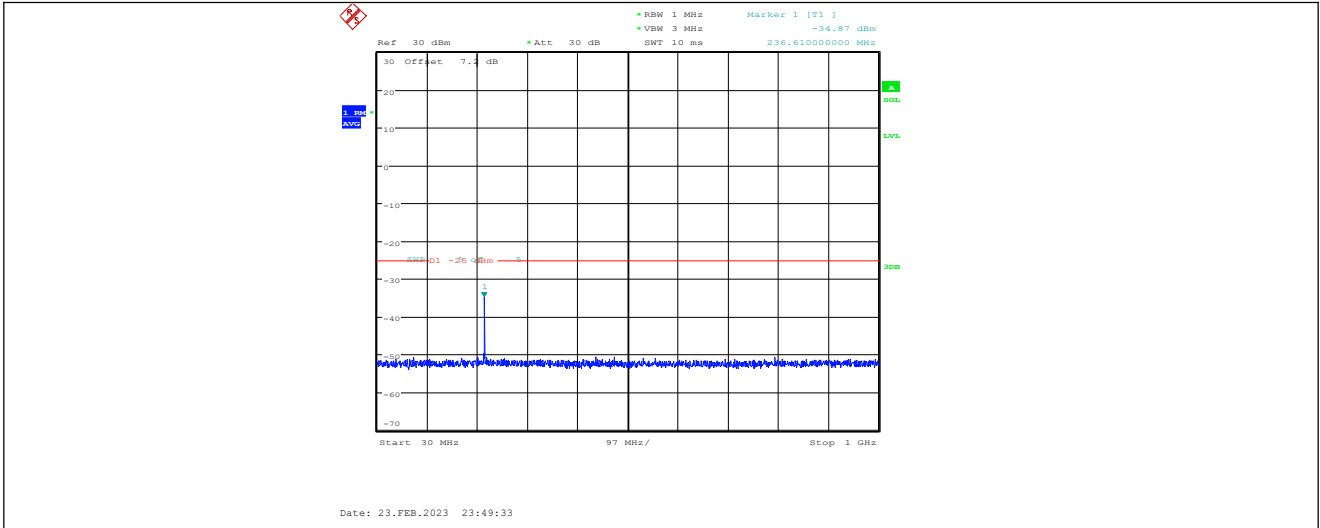
Date: 23.FEB.2023 23:49:17

Band7-20MHz-16QAM-21350-1RB#0-Range2:0.15~30MHz

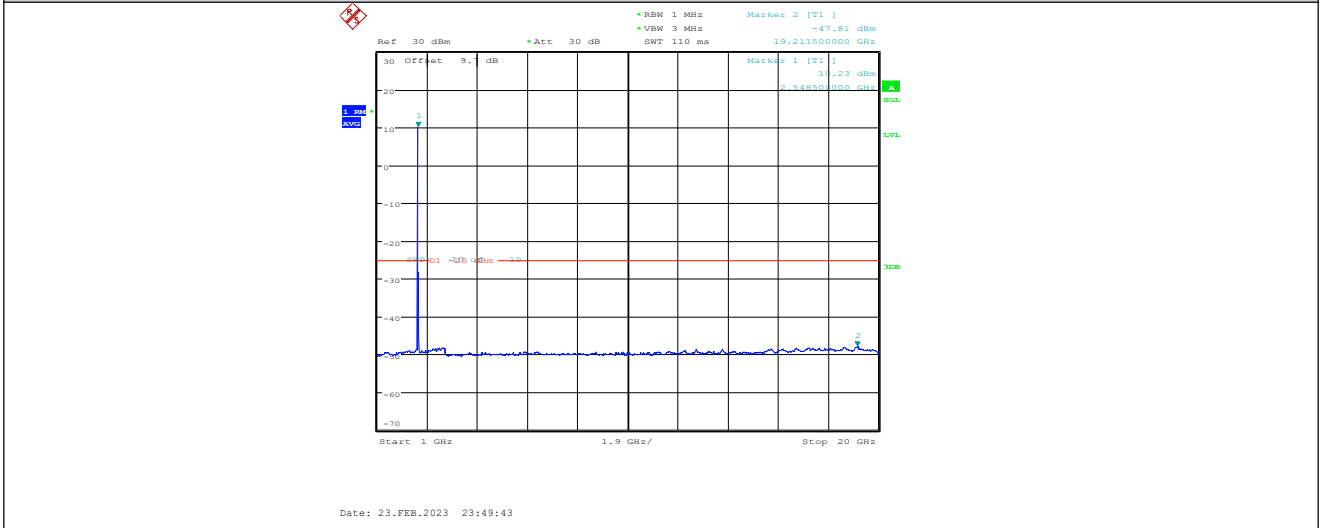


Date: 23.FEB.2023 23:49:26

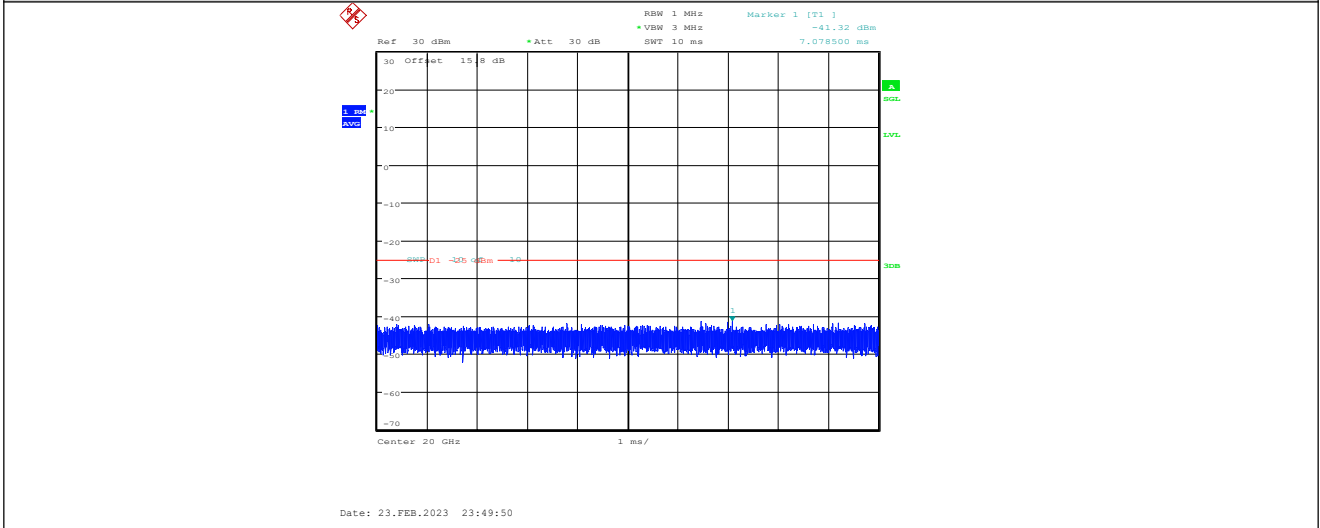
Band7-20MHz-16QAM-21350-1RB#0-Range3:30~1000MHz



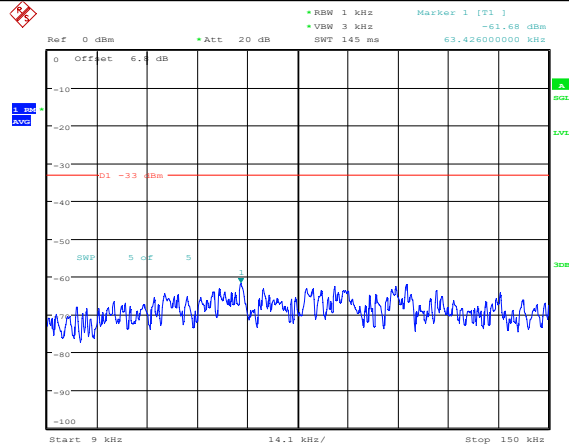
Band7-20MHz-16QAM-21350-1RB#0-Range4:1000~20000MHz



Band7-20MHz-16QAM-21350-1RB#0-Range5:20000~27000MHz

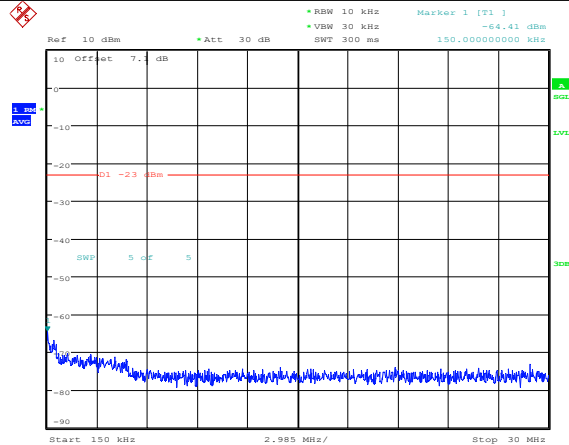


Band12-10MHz-QPSK-23060-1RB#0-Range1:0.009~0.15MHz



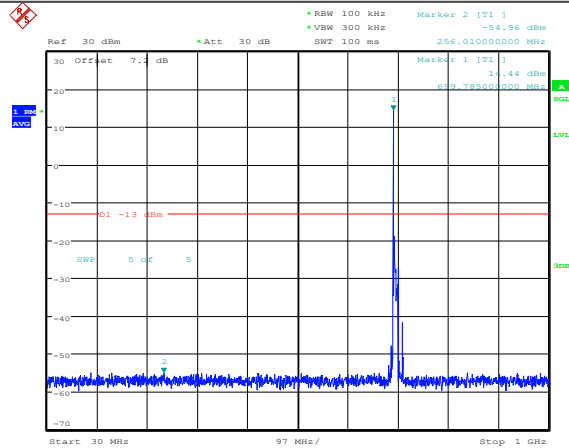
Date: 24.FEB.2023 03:08:15

Band12-10MHz-QPSK-23060-1RB#0-Range2:0.15~30MHz



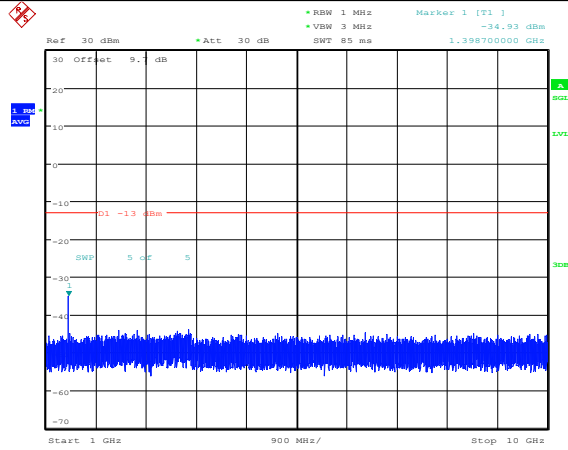
Date: 24.FEB.2023 03:08:24

Band12-10MHz-QPSK-23060-1RB#0-Range3:30~1000MHz



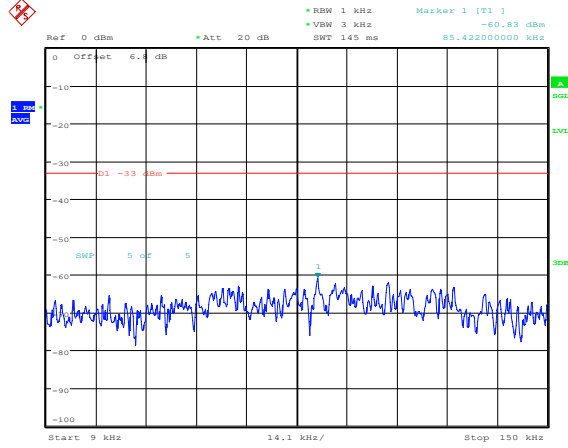
Date: 24.FEB.2023 03:08:32

Band12-10MHz-QPSK-23060-1RB#0-Range4:1000~10000MHz



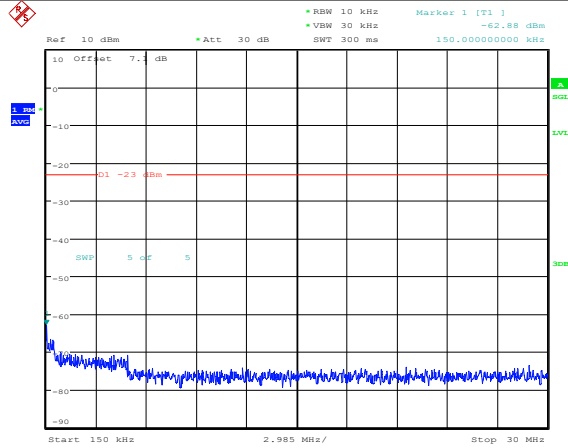
Date: 24.FEB.2023 03:08:40

Band12-10MHz-QPSK-23095-1RB#0-Range1:0.009~0.15MHz



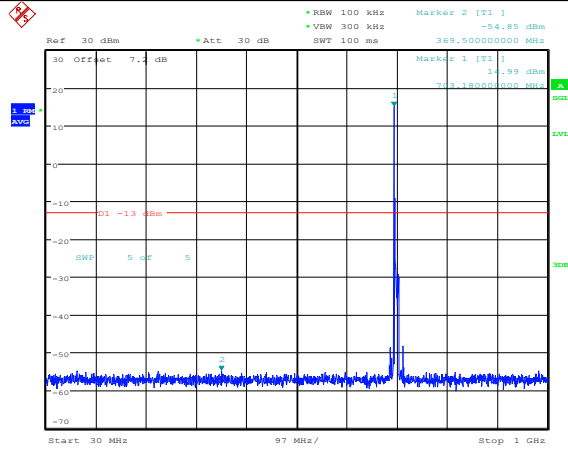
Date: 24.FEB.2023 03:09:23

Band12-10MHz-QPSK-23095-1RB#0-Range2:0.15~30MHz



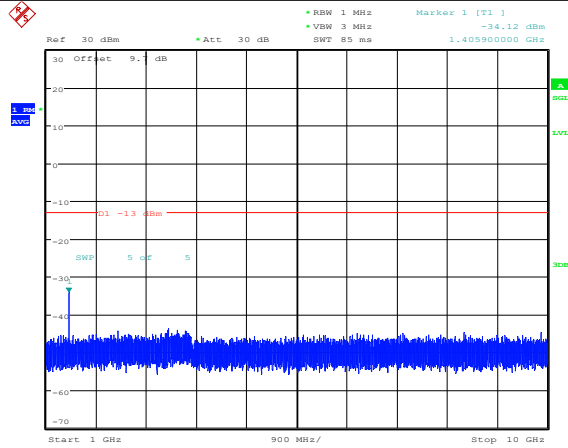
Date: 24.FEB.2023 03:09:32

Band12-10MHz-QPSK-23095-1RB#0-Range3:30~1000MHz



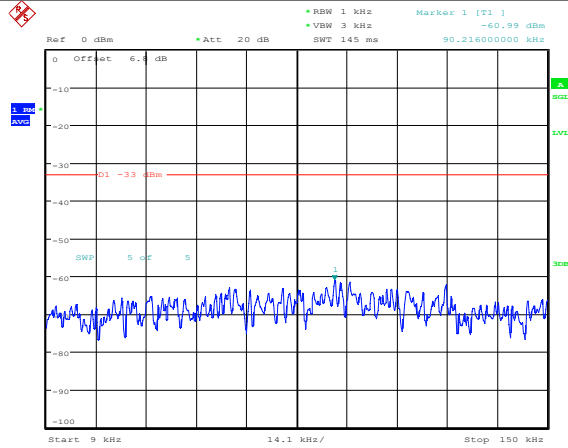
Date: 24.FEB.2023 03:09:39

Band12-10MHz-QPSK-23095-1RB#0-Range4:1000~10000MHz



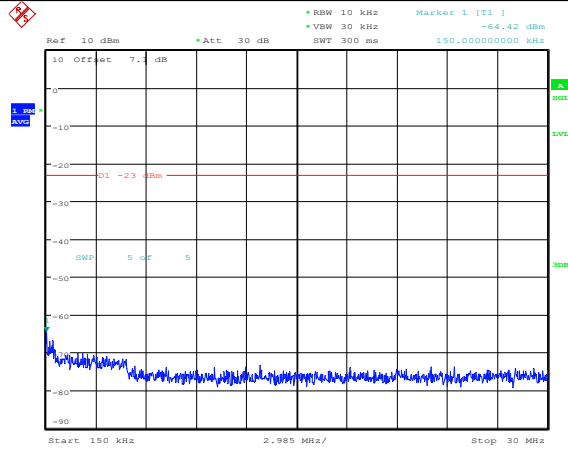
Date: 24.FEB.2023 03:09:48

Band12-10MHz-QPSK-23130-1RB#0-Range1:0.009~0.15MHz



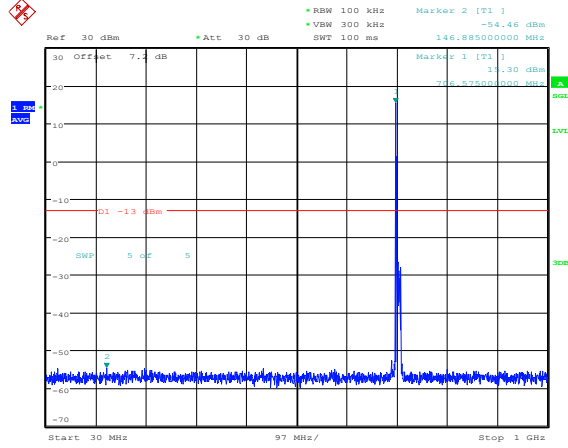
Date: 24.FEB.2023 03:10:31

Band12-10MHz-QPSK-23130-1RB#0-Range2:0.15~30MHz



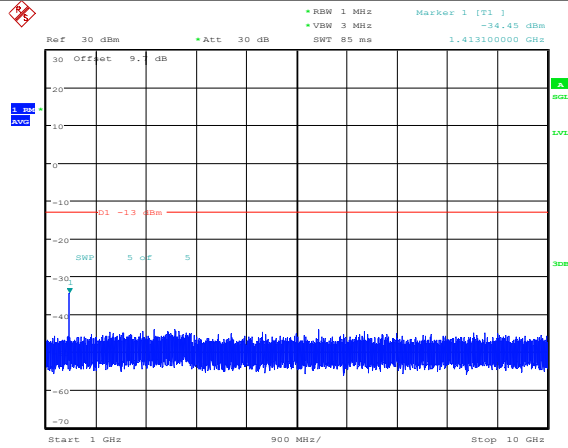
Date: 24.FEB.2023 03:10:40

Band12-10MHz-QPSK-23130-1RB#0-Range3:30~1000MHz



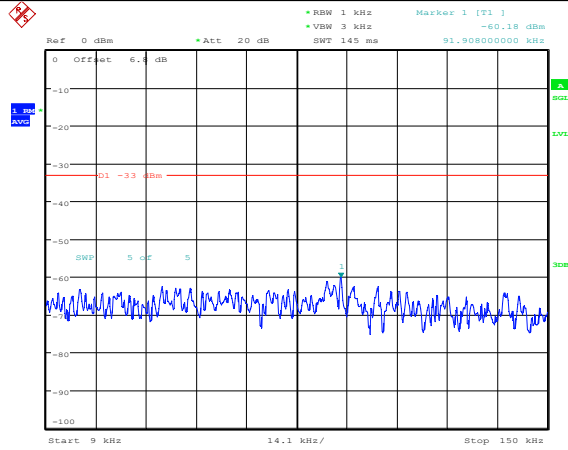
Date: 24.FEB.2023 03:10:47

Band12-10MHz-QPSK-23130-1RB#0-Range4:1000~10000MHz



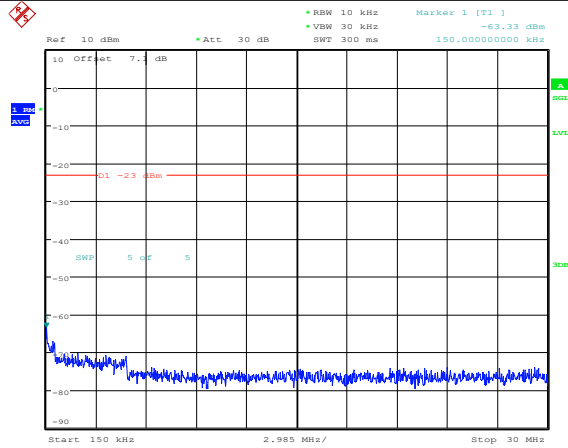
Date: 24.FEB.2023 03:10:55

Band12-10MHz-16QAM-23060-1RB#0-Range1:0.009~0.15MHz



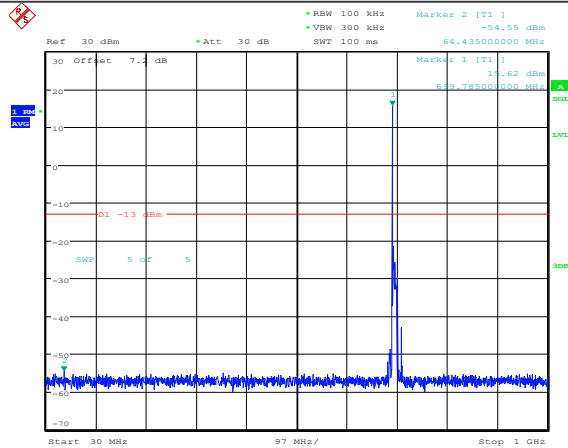
Date: 24.FEB.2023 03:08:48

Band12-10MHz-16QAM-23060-1RB#0-Range2:0.15~30MHz



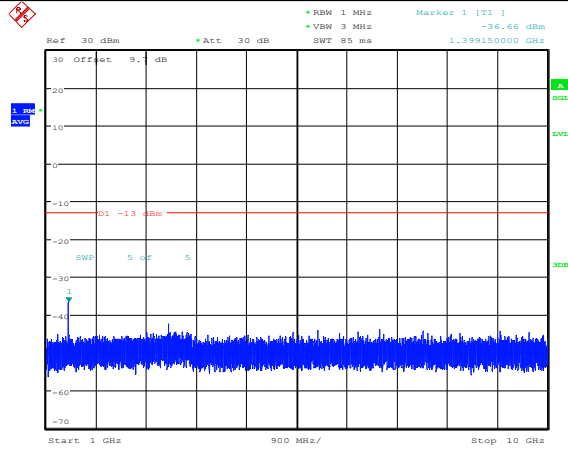
Date: 24.FEB.2023 03:08:57

Band12-10MHz-16QAM-23060-1RB#0-Range3:30~1000MHz



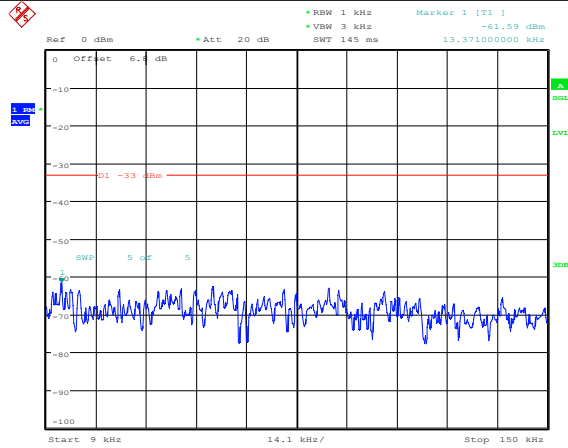
Date: 24.FEB.2023 03:09:05

Band12-10MHz-16QAM-23060-1RB#0-Range4:1000~10000MHz



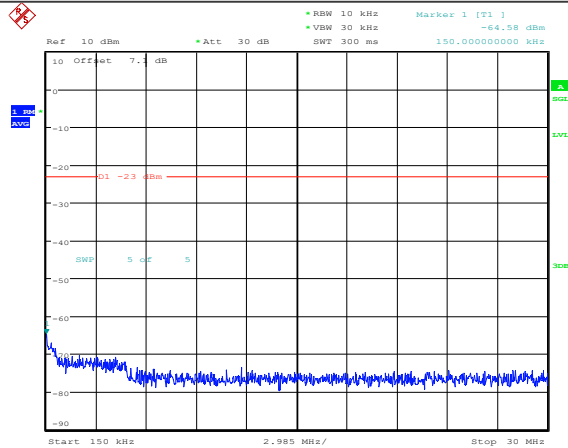
Date: 24.FEB.2023 03:09:13

Band12-10MHz-16QAM-23095-1RB#0-Range1:0.009~0.15MHz



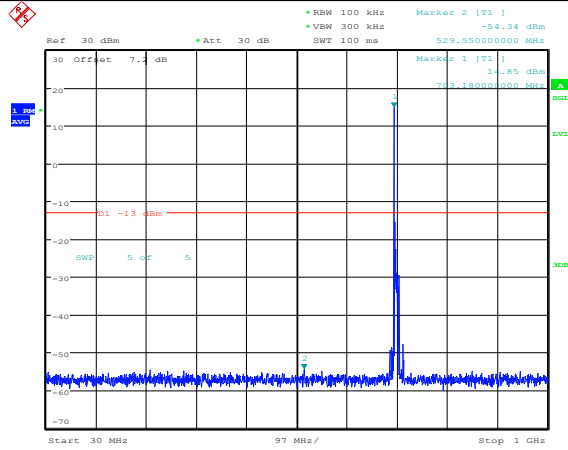
Date: 24.FEB.2023 03:09:56

Band12-10MHz-16QAM-23095-1RB#0-Range2:0.15~30MHz



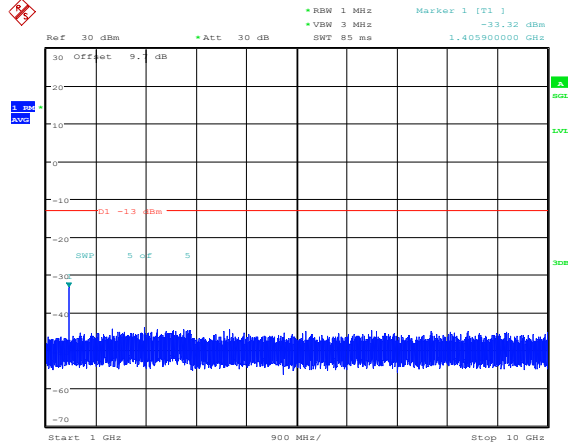
Date: 24.FEB.2023 03:10:05

Band12-10MHz-16QAM-23095-1RB#0-Range3:30~1000MHz



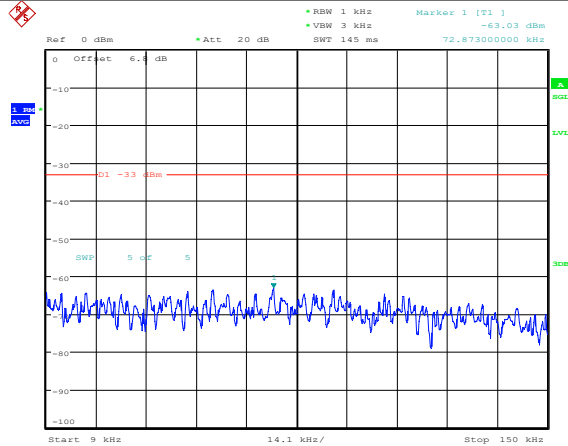
Date: 24.FEB.2023 03:10:13

Band12-10MHz-16QAM-23095-1RB#0-Range4:1000~10000MHz



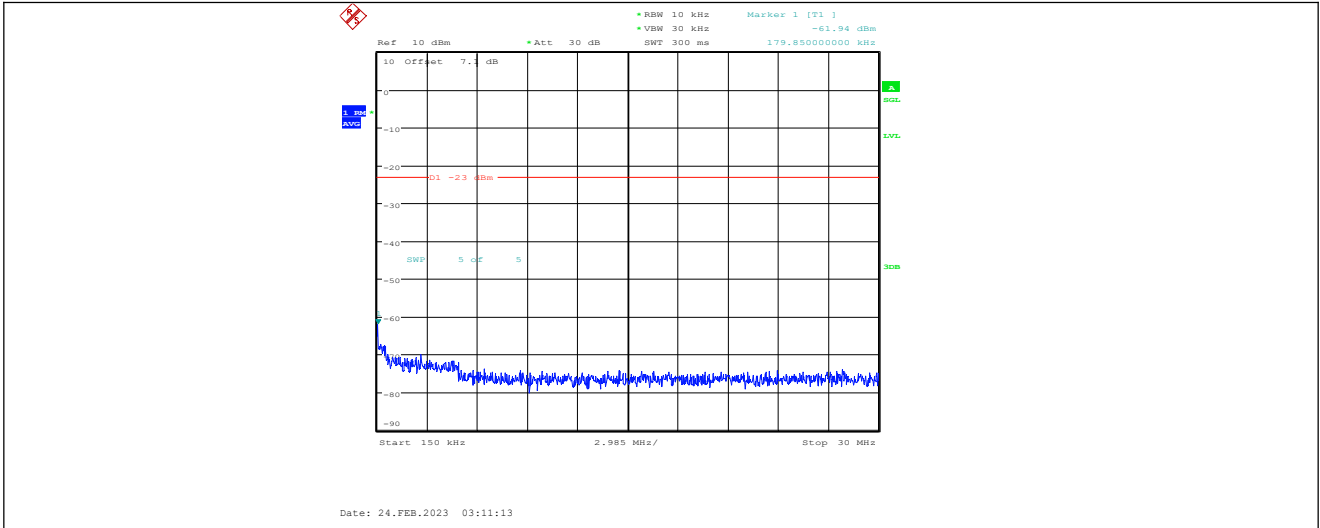
Date: 24.FEB.2023 03:10:21

Band12-10MHz-16QAM-23130-1RB#0-Range1:0.009~0.15MHz

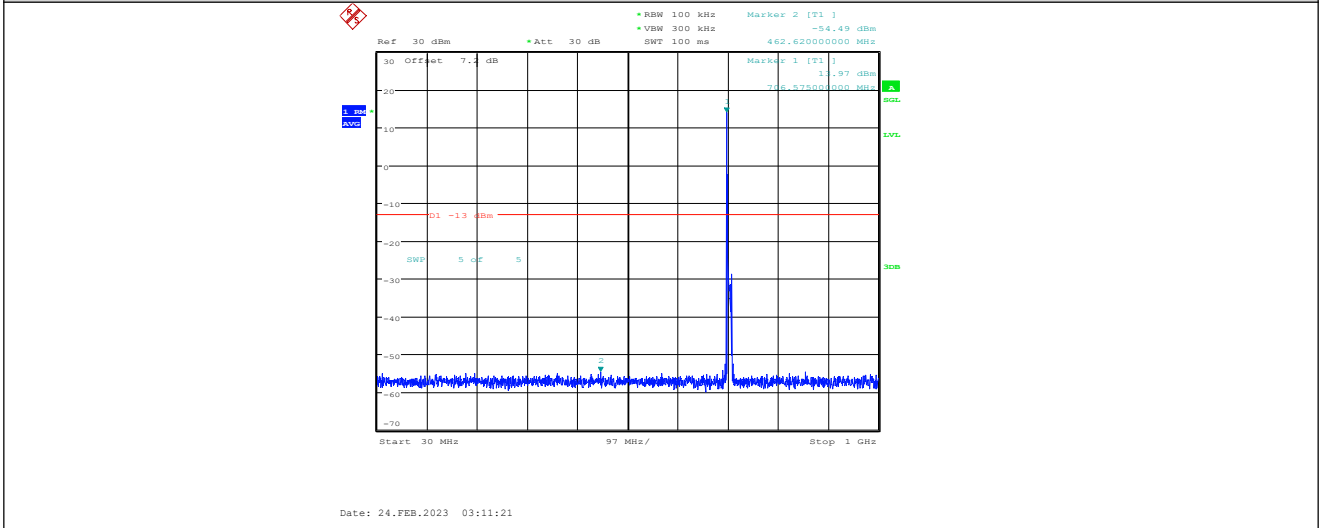


Date: 24.FEB.2023 03:11:04

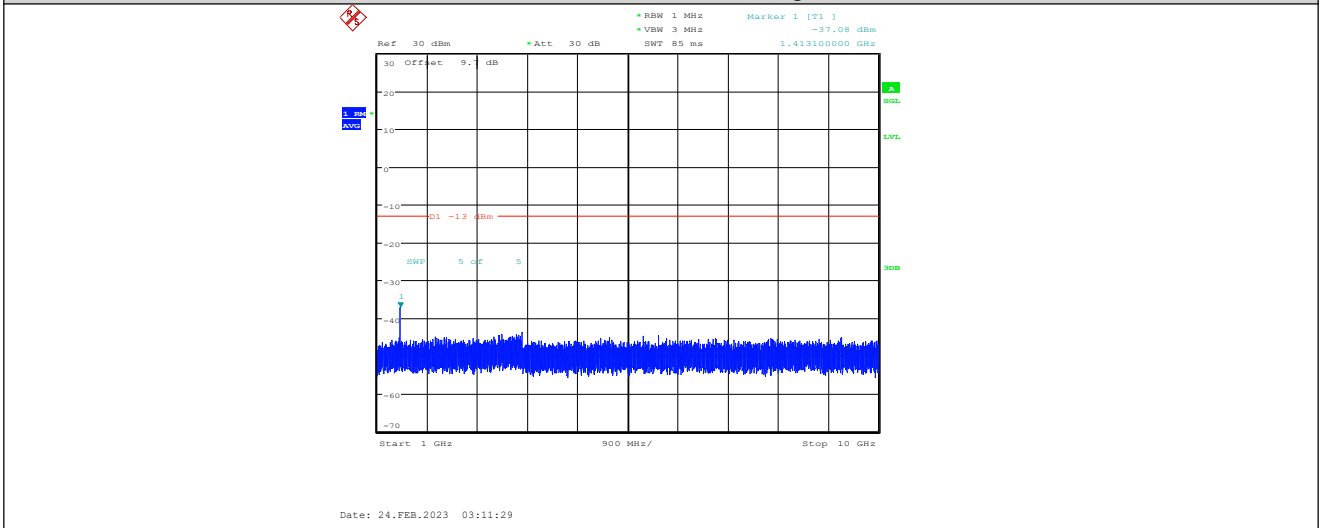
Band12-10MHz-16QAM-23130-1RB#0-Range2:0.15~30MHz



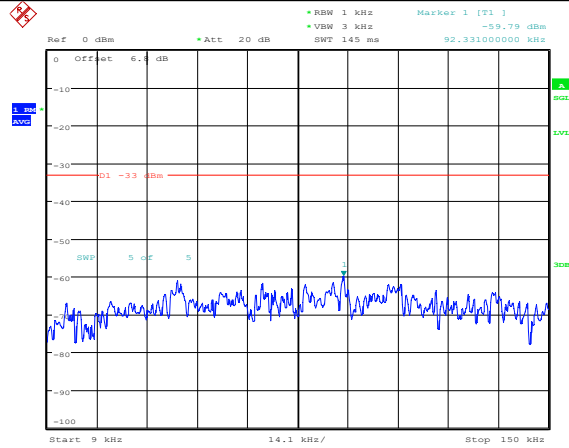
Band12-10MHz-16QAM-23130-1RB#0-Range3:30~1000MHz



Band12-10MHz-16QAM-23130-1RB#0-Range4:1000~10000MHz

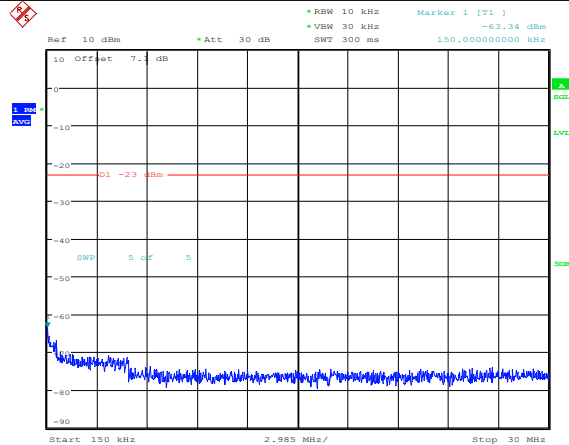


Band17-10MHz-QPSK-23780-1RB#0-Range1:0.009~0.15MHz



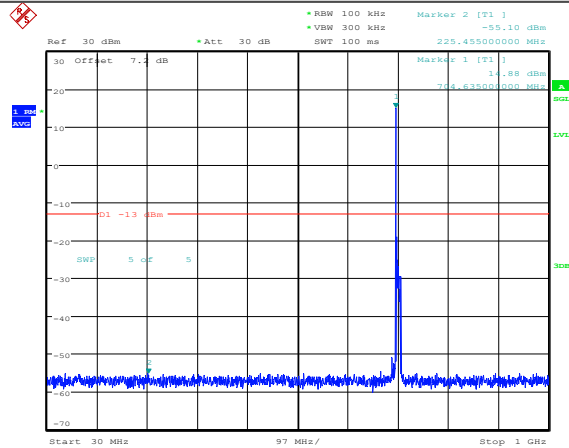
Date: 24.FEB.2023 00:38:50

Band17-10MHz-QPSK-23780-1RB#0-Range2:0.15~30MHz



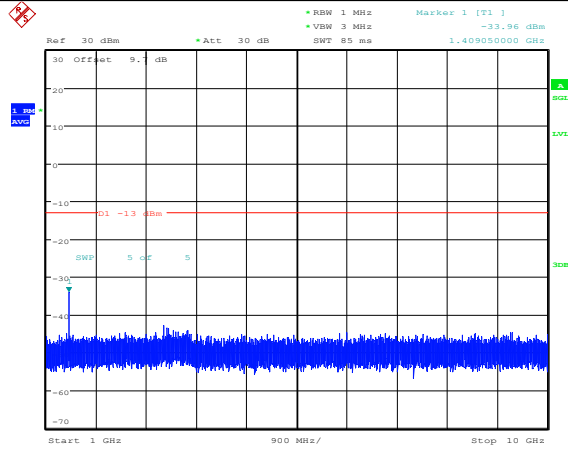
Date: 24.FEB.2023 00:38:59

Band17-10MHz-QPSK-23780-1RB#0-Range3:30~1000MHz



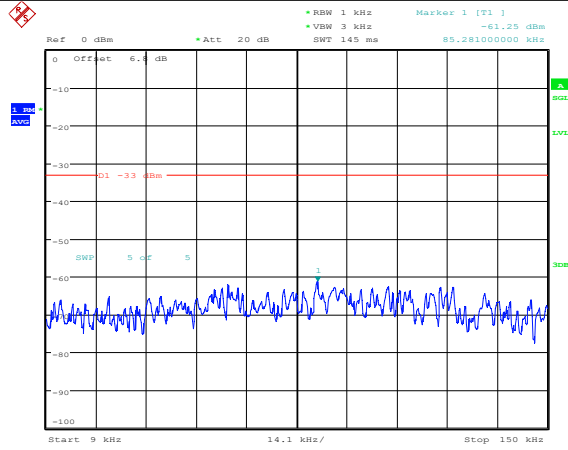
Date: 24.FEB.2023 00:39:07

Band17-10MHz-QPSK-23780-1RB#0-Range4:1000~10000MHz



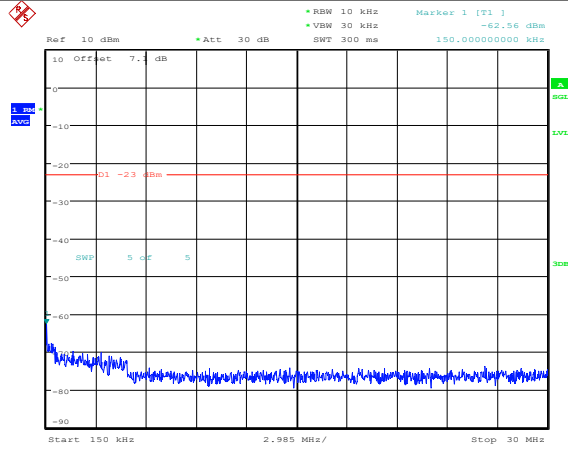
Date: 24.FEB.2023 00:39:15

Band17-10MHz-QPSK-23790-1RB#0-Range1:0.009~0.15MHz



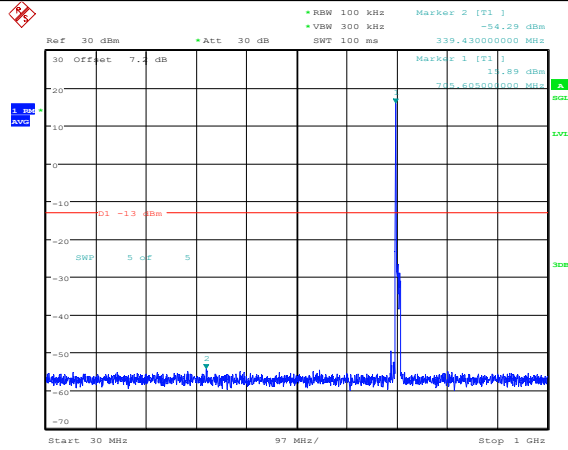
Date: 24.FEB.2023 00:39:58

Band17-10MHz-QPSK-23790-1RB#0-Range2:0.15~30MHz



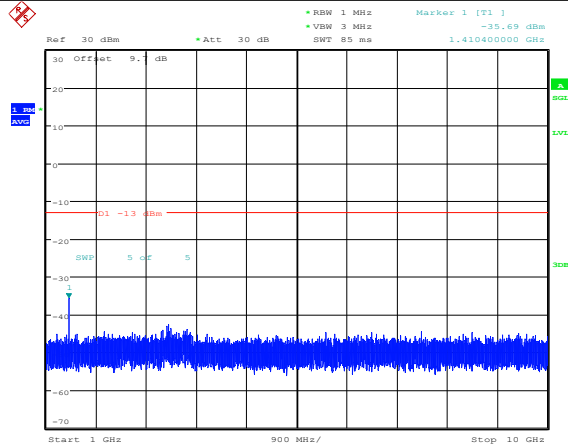
Date: 24.FEB.2023 00:40:07

Band17-10MHz-QPSK-23790-1RB#0-Range3:30~1000MHz



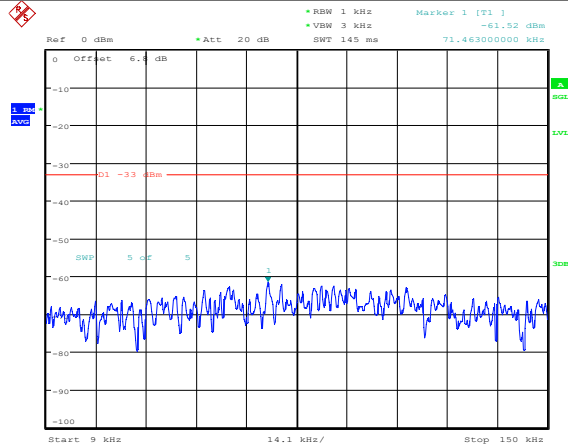
Date: 24.FEB.2023 00:40:15

Band17-10MHz-QPSK-23790-1RB#0-Range4:1000~10000MHz



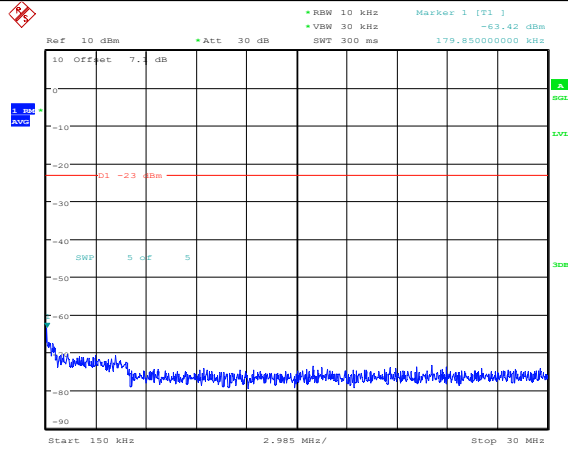
Date: 24.FEB.2023 00:40:23

Band17-10MHz-QPSK-23800-1RB#0-Range1:0.009~0.15MHz



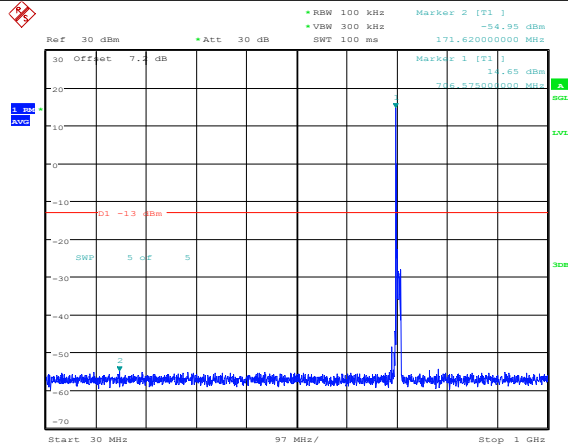
Date: 24.FEB.2023 00:41:05

Band17-10MHz-QPSK-23800-1RB#0-Range2:0.15~30MHz



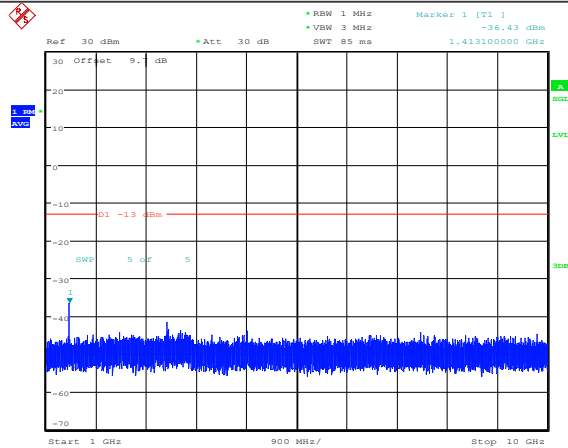
Date: 24.FEB.2023 00:41:15

Band17-10MHz-QPSK-23800-1RB#0-Range3:30~1000MHz



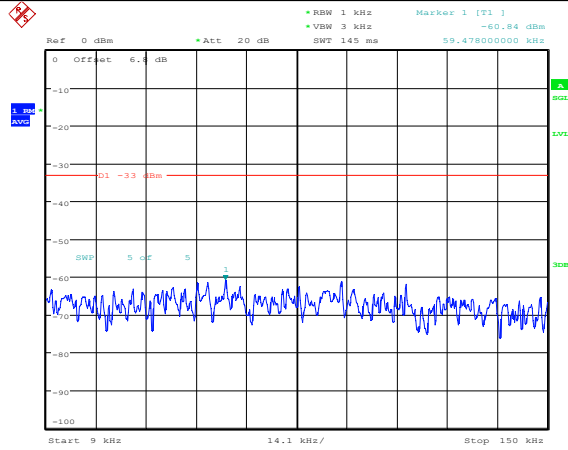
Date: 24.FEB.2023 00:41:22

Band17-10MHz-QPSK-23800-1RB#0-Range4:1000~10000MHz



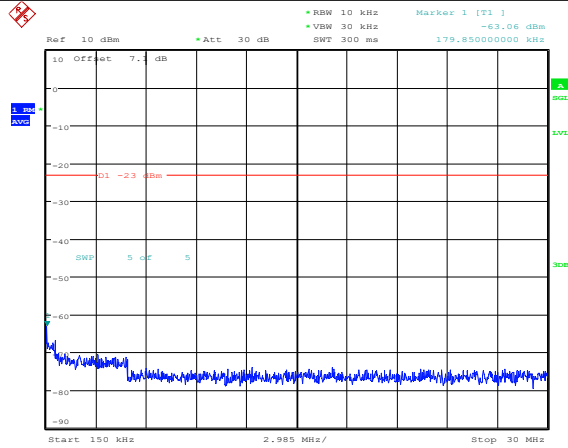
Date: 24.FEB.2023 00:41:30

Band17-10MHz-16QAM-23780-1RB#0-Range1:0.009~0.15MHz



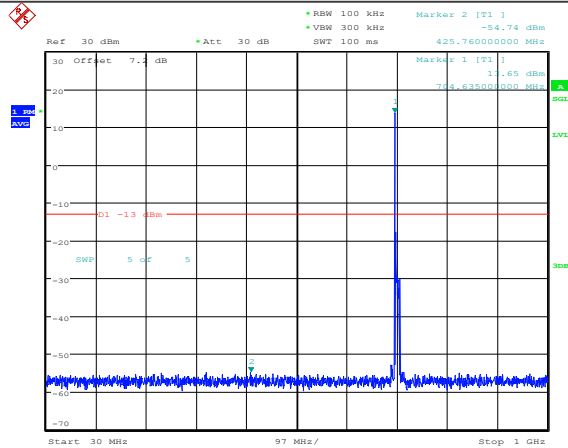
Date: 24.FEB.2023 00:39:24

Band17-10MHz-16QAM-23780-1RB#0-Range2:0.15~30MHz



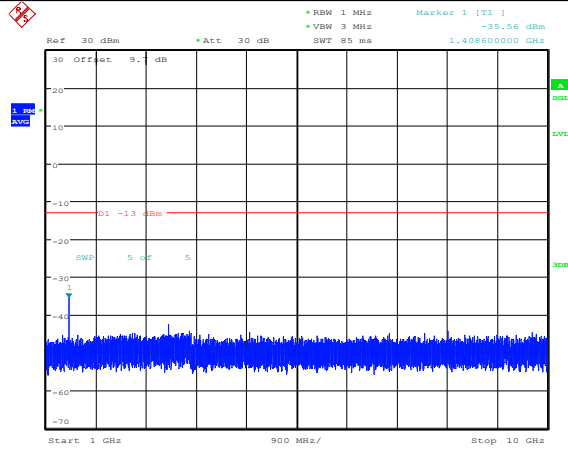
Date: 24.FEB.2023 00:39:33

Band17-10MHz-16QAM-23780-1RB#0-Range3:30~1000MHz



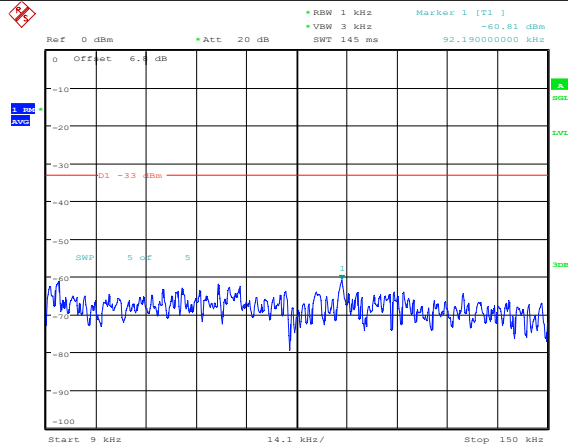
Date: 24.FEB.2023 00:39:40

Band17-10MHz-16QAM-23780-1RB#0-Range4:1000~10000MHz



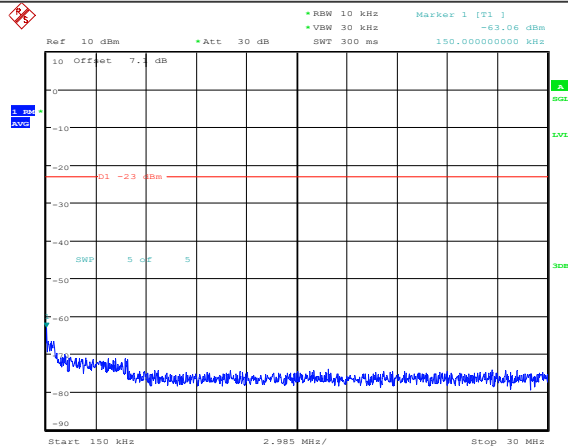
Date: 24.FEB.2023 00:39:48

Band17-10MHz-16QAM-23790-1RB#0-Range1:0.009~0.15MHz



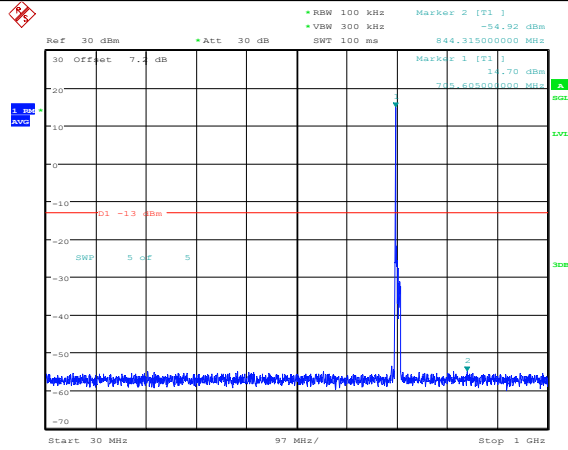
Date: 24.FEB.2023 00:40:31

Band17-10MHz-16QAM-23790-1RB#0-Range2:0.15~30MHz



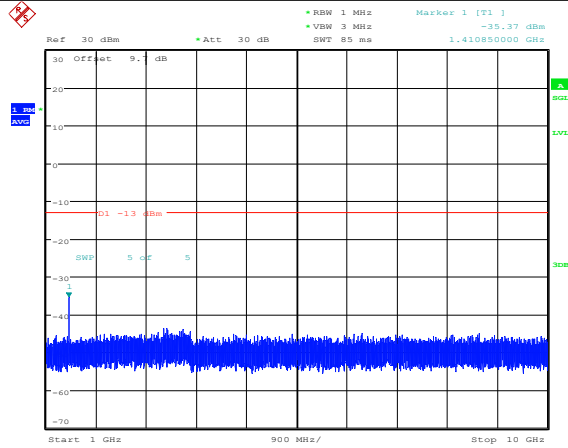
Date: 24.FEB.2023 00:40:40

Band17-10MHz-16QAM-23790-1RB#0-Range3:30~1000MHz



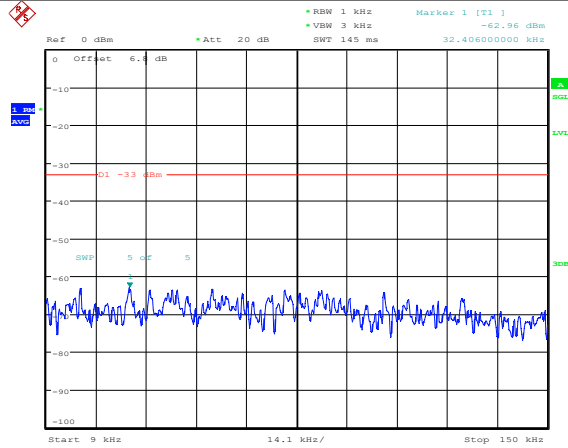
Date: 24.FEB.2023 00:40:48

Band17-10MHz-16QAM-23790-1RB#0-Range4:1000~10000MHz



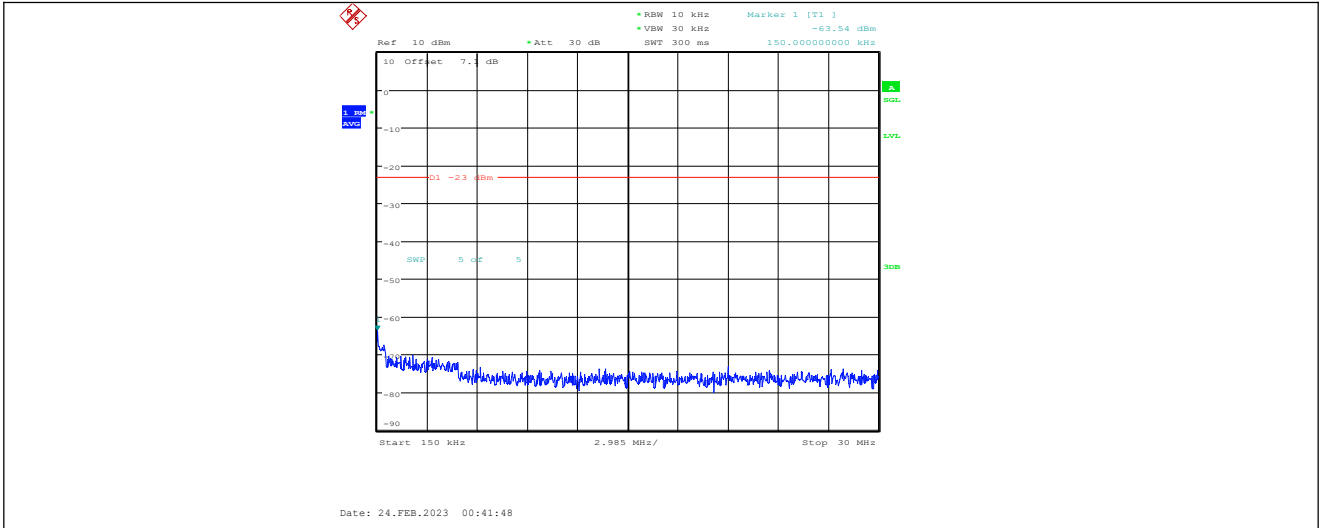
Date: 24.FEB.2023 00:40:56

Band17-10MHz-16QAM-23800-1RB#0-Range1:0.009~0.15MHz

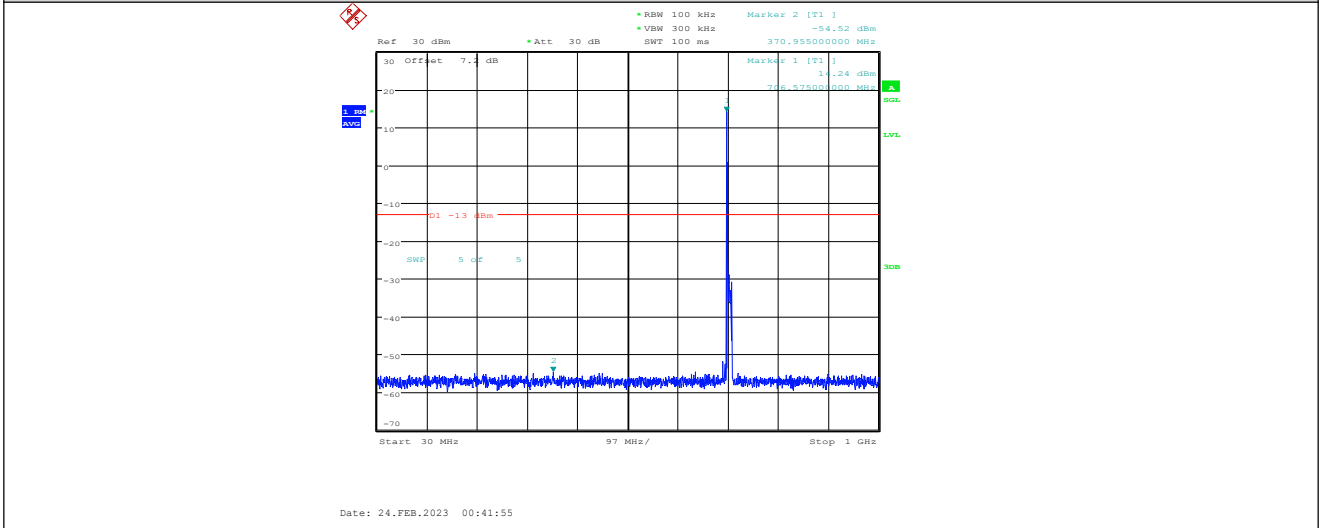


Date: 24.FEB.2023 00:41:39

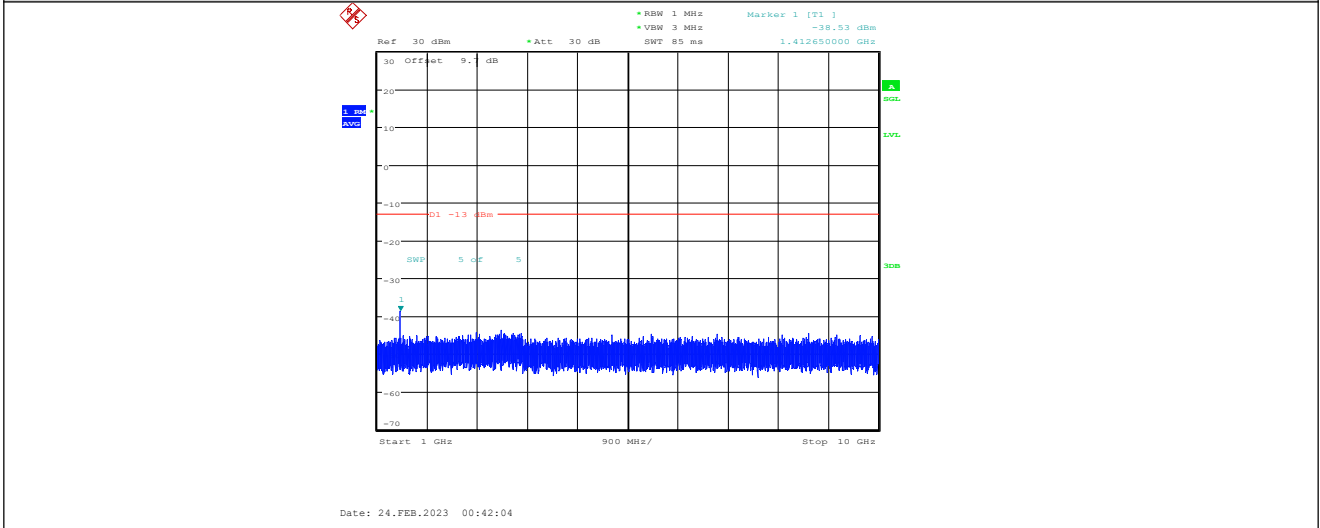
Band17-10MHz-16QAM-23800-1RB#0-Range2:0.15~30MHz



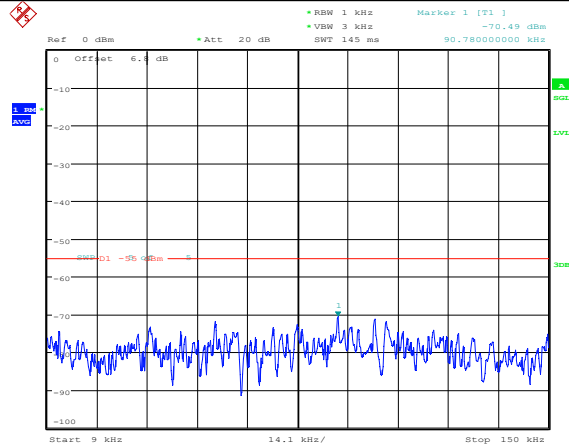
Band17-10MHz-16QAM-23800-1RB#0-Range3:30~1000MHz



Band17-10MHz-16QAM-23800-1RB#0-Range4:1000~10000MHz

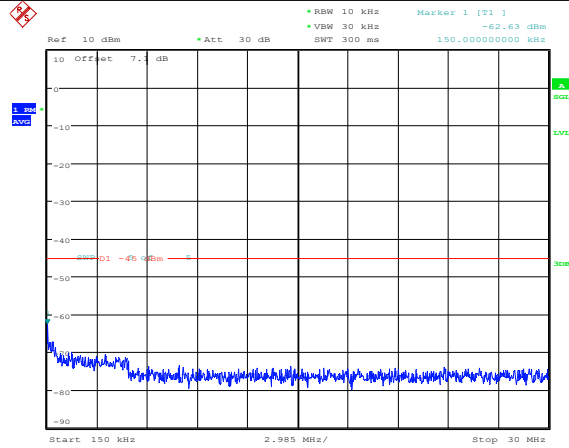


Band41-20MHz-QPSK-40140-1RB#0-Range1:0.009~0.15MHz



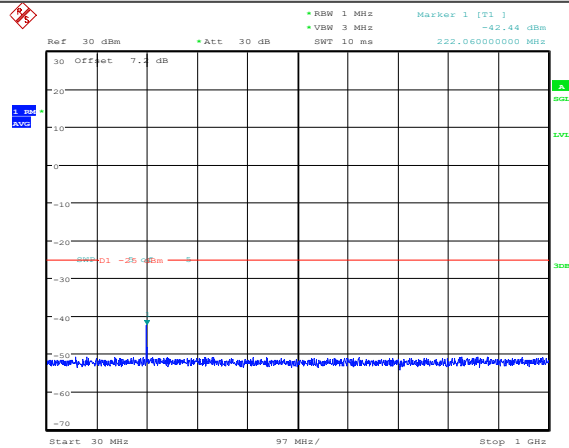
Date: 12.MAR.2023 11:16:04

Band41-20MHz-QPSK-40140-1RB#0-Range2:0.15~30MHz



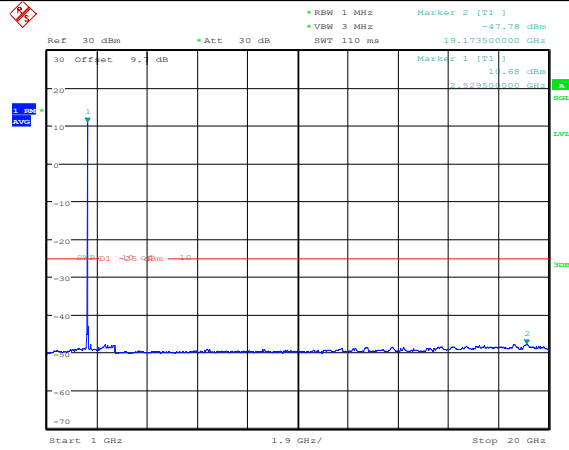
Date: 12.MAR.2023 11:16:14

Band41-20MHz-QPSK-40140-1RB#0-Range3:30~1000MHz



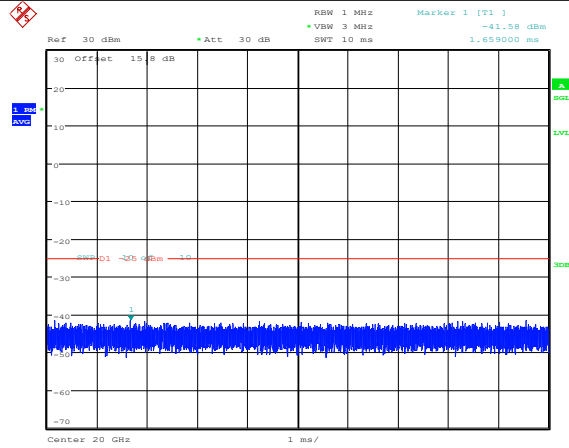
Date: 12.MAR.2023 11:16:21

Band41-20MHz-QPSK-40140-1RB#0-Range4:1000~20000MHz



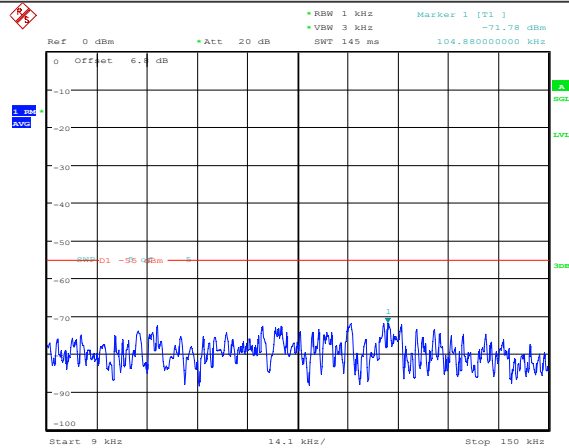
Date: 12.MAR.2023 11:16:31

Band41-20MHz-QPSK-40140-1RB#0-Range5:20000~27000MHz



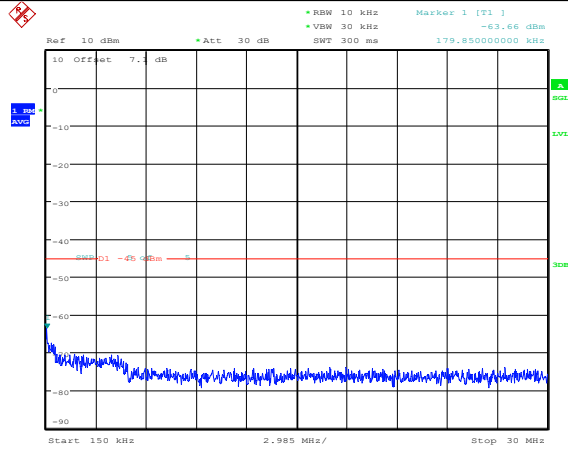
Date: 12.MAR.2023 11:16:38

Band41-20MHz-QPSK-40590-1RB#0-Range1:0.009~0.15MHz



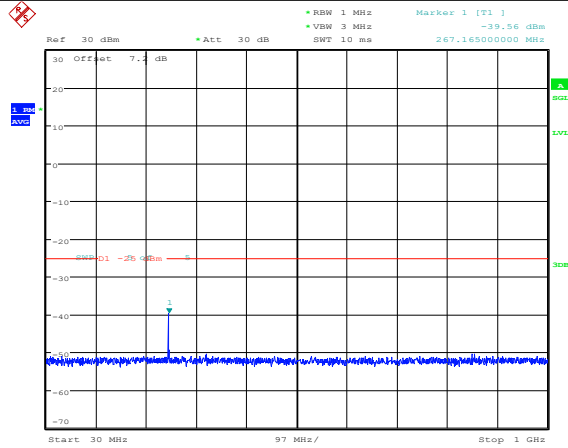
Date: 12.MAR.2023 11:17:30

Band41-20MHz-QPSK-40590-1RB#0-Range2:0.15~30MHz



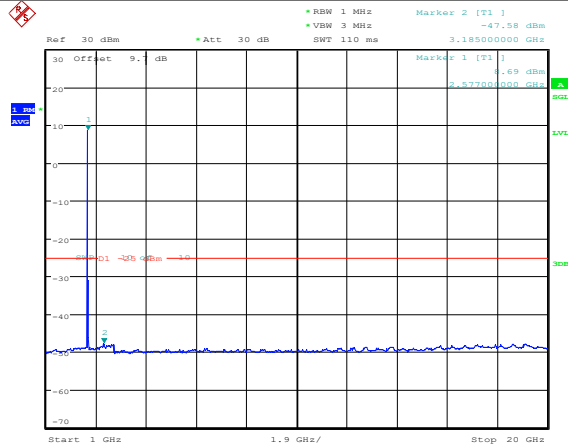
Date: 12.MAR.2023 11:17:40

Band41-20MHz-QPSK-40590-1RB#0-Range3:30~1000MHz



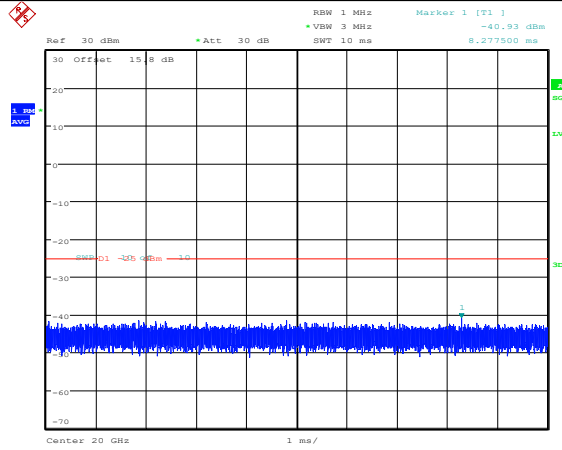
Date: 12.MAR.2023 11:17:47

Band41-20MHz-QPSK-40590-1RB#0-Range4:1000~20000MHz



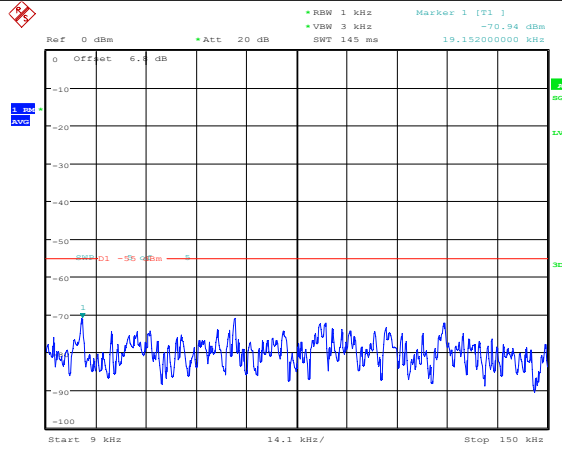
Date: 12.MAR.2023 11:17:57

Band41-20MHz-QPSK-40590-1RB#0-Range5:20000~27000MHz



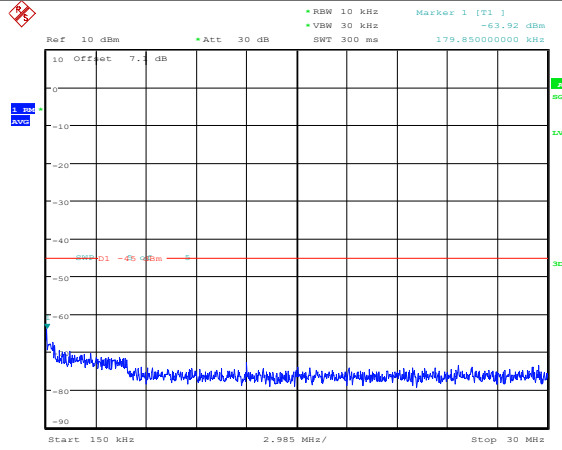
Date: 12.MAR.2023 11:18:04

Band41-20MHz-QPSK-41140-1RB#0-Range1:0.009~0.15MHz



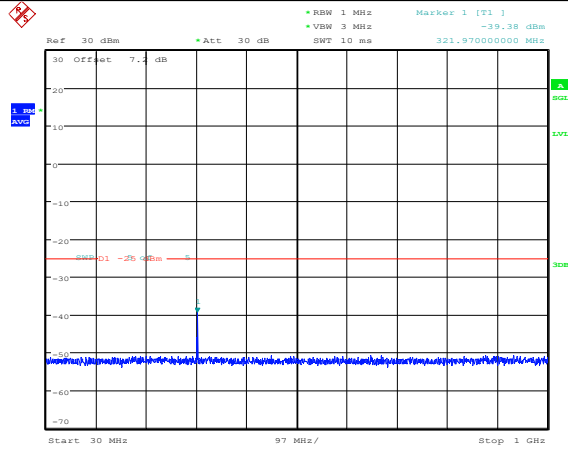
Date: 12.MAR.2023 11:18:56

Band41-20MHz-QPSK-41140-1RB#0-Range2:0.15~30MHz



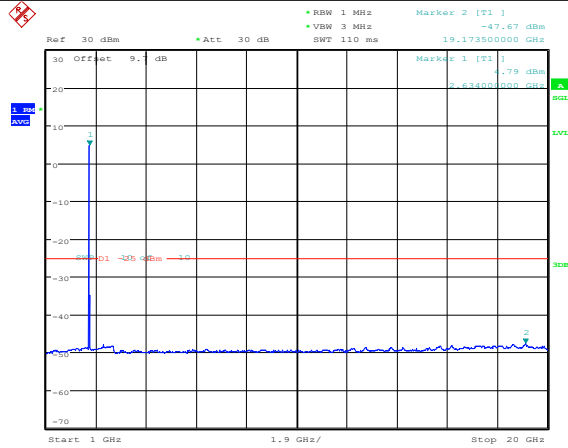
Date: 12.MAR.2023 11:19:05

Band41-20MHz-QPSK-41140-1RB#0-Range3:30~1000MHz



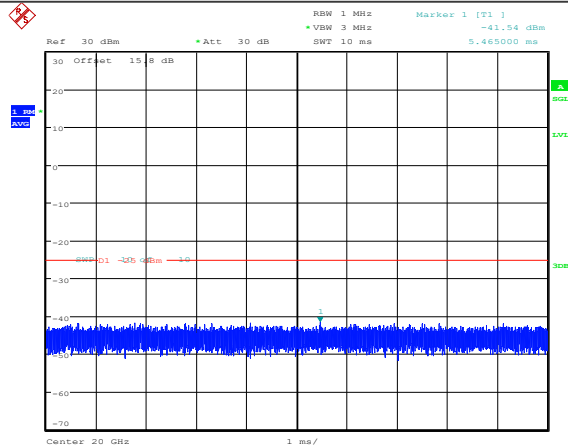
Date: 12.MAR.2023 11:19:13

Band41-20MHz-QPSK-41140-1RB#0-Range4:1000~20000MHz



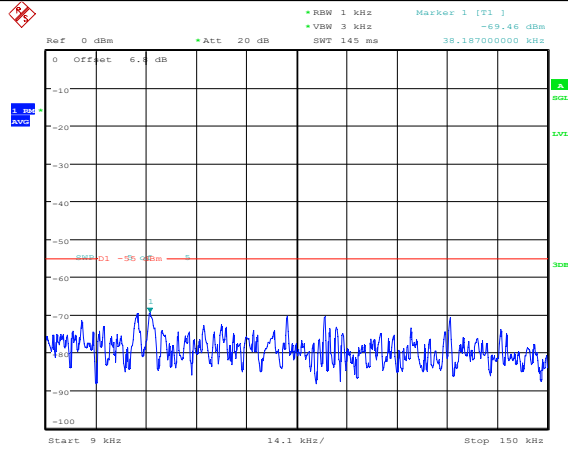
Date: 12.MAR.2023 11:19:22

Band41-20MHz-QPSK-41140-1RB#0-Range5:20000~27000MHz



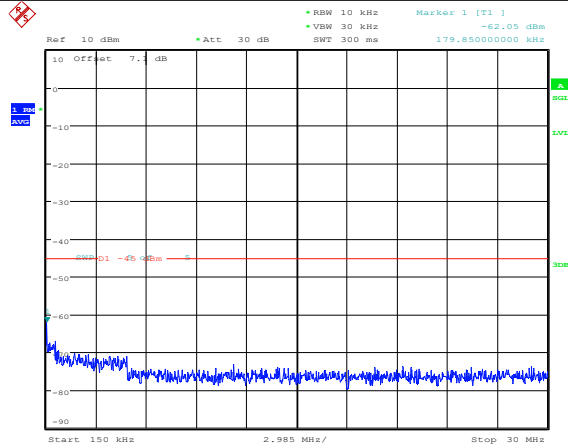
Date: 12.MAR.2023 11:19:30

Band41-20MHz-16QAM-40140-1RB#0-Range1:0.009~0.15MHz



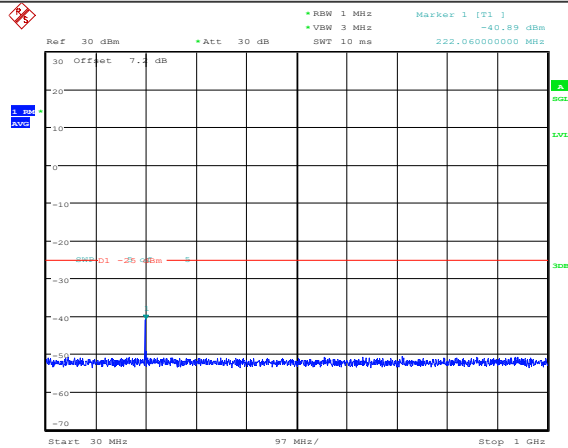
Date: 12.MAR.2023 11:16:46

Band41-20MHz-16QAM-40140-1RB#0-Range2:0.15~30MHz



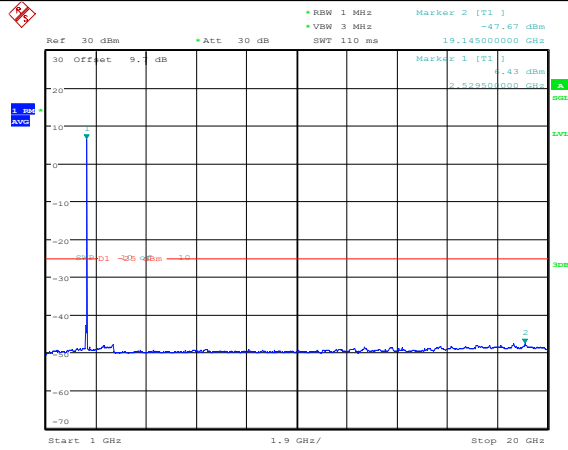
Date: 12.MAR.2023 11:16:56

Band41-20MHz-16QAM-40140-1RB#0-Range3:30~1000MHz



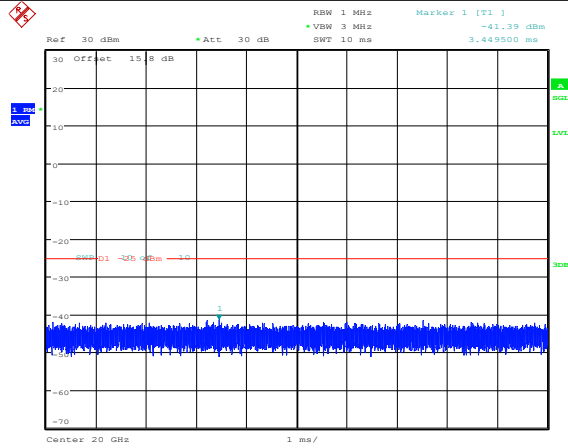
Date: 12.MAR.2023 11:17:03

Band41-20MHz-16QAM-40140-1RB#0-Range4:1000~20000MHz



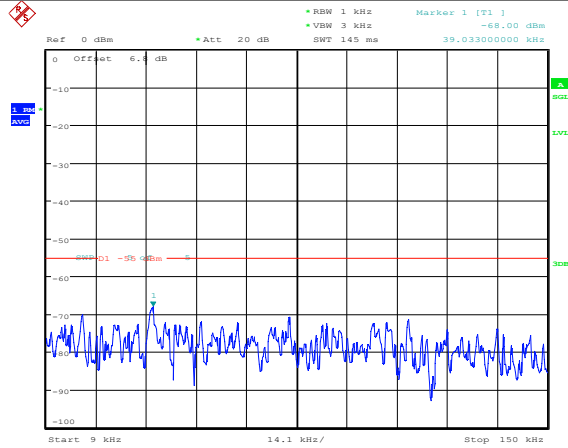
Date: 12.MAR.2023 11:17:13

Band41-20MHz-16QAM-40140-1RB#0-Range5:20000~27000MHz



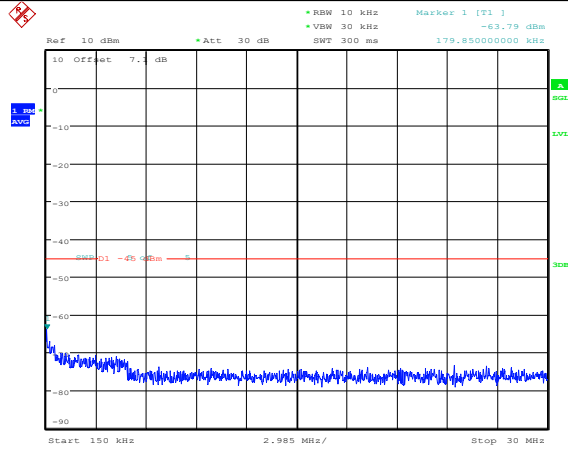
Date: 12.MAR.2023 11:17:20

Band41-20MHz-16QAM-40590-1RB#0-Range1:0.009~0.15MHz



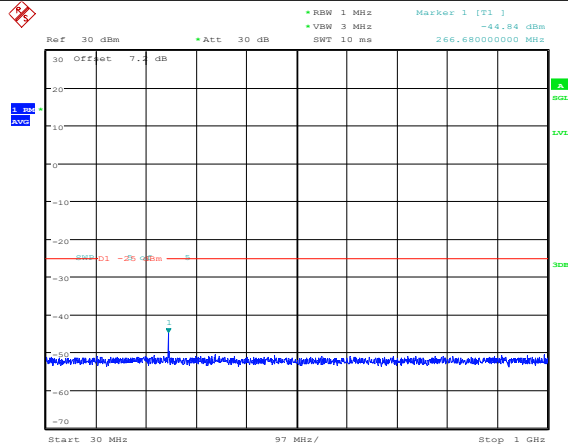
Date: 12.MAR.2023 11:18:12

Band41-20MHz-16QAM-40590-1RB#0-Range2:0.15~30MHz



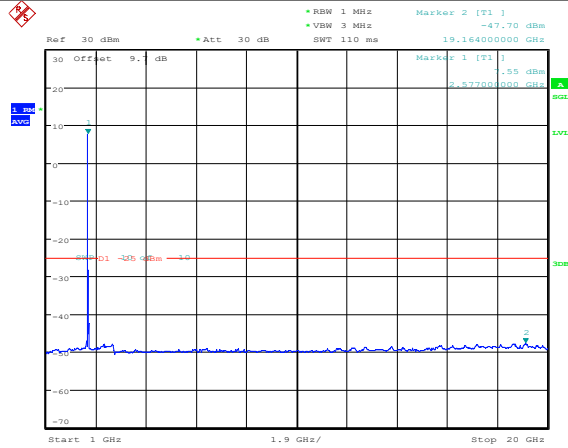
Date: 12.MAR.2023 11:18:21

Band41-20MHz-16QAM-40590-1RB#0-Range3:30~1000MHz



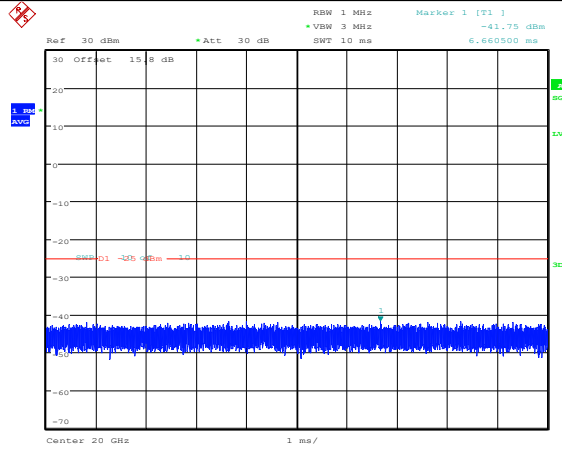
Date: 12.MAR.2023 11:18:29

Band41-20MHz-16QAM-40590-1RB#0-Range4:1000~20000MHz



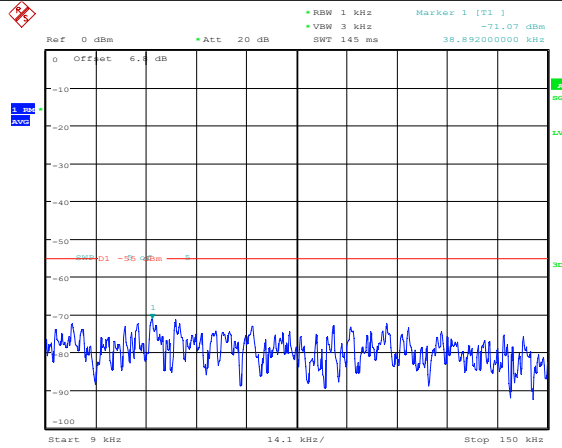
Date: 12.MAR.2023 11:18:38

Band41-20MHz-16QAM-40590-1RB#0-Range5:20000~27000MHz



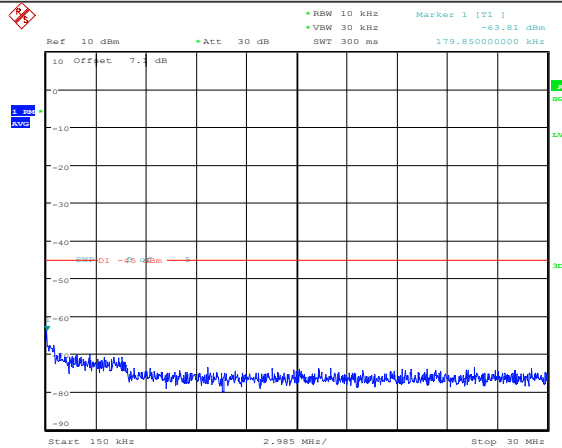
Date: 12.MAR.2023 11:18:46

Band41-20MHz-16QAM-41140-1RB#0-Range1:0.009~0.15MHz



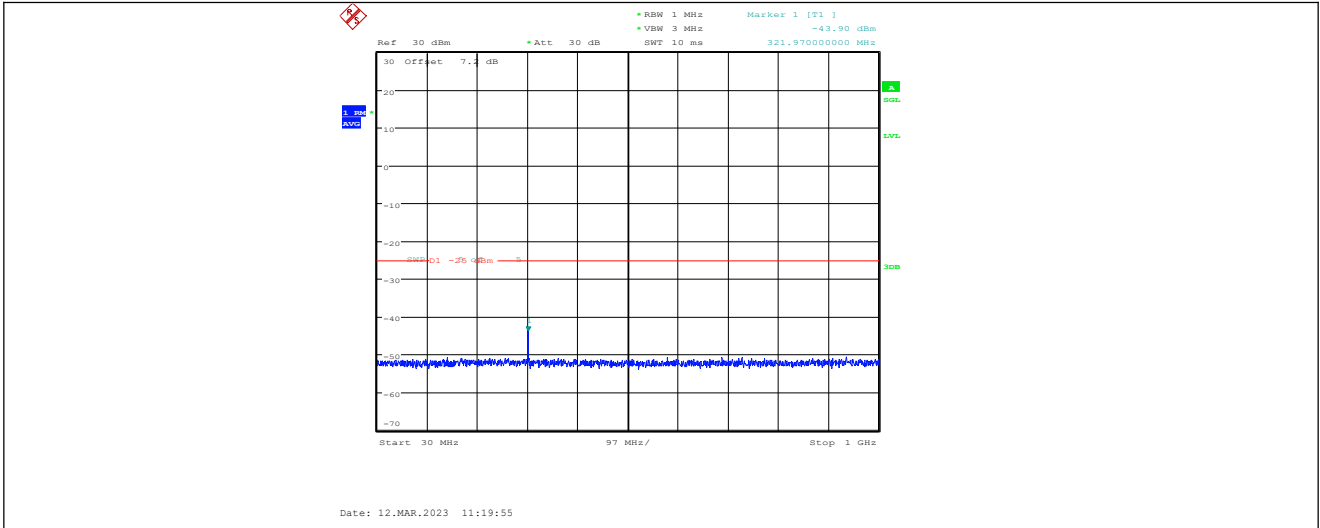
Date: 12.MAR.2023 11:19:38

Band41-20MHz-16QAM-41140-1RB#0-Range2:0.15~30MHz

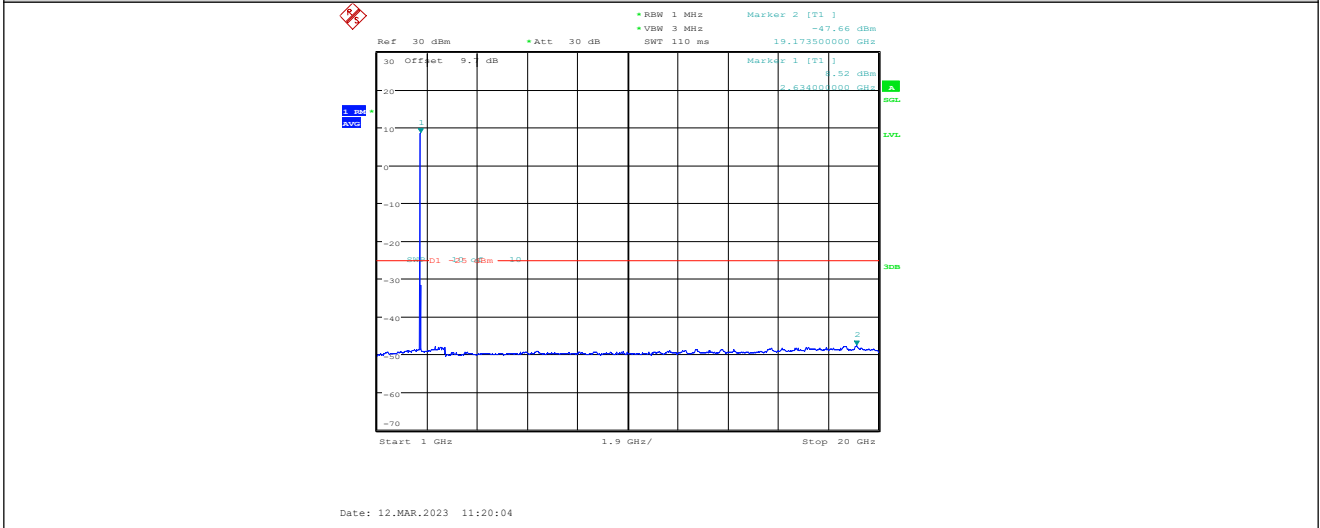


Date: 12.MAR.2023 11:19:47

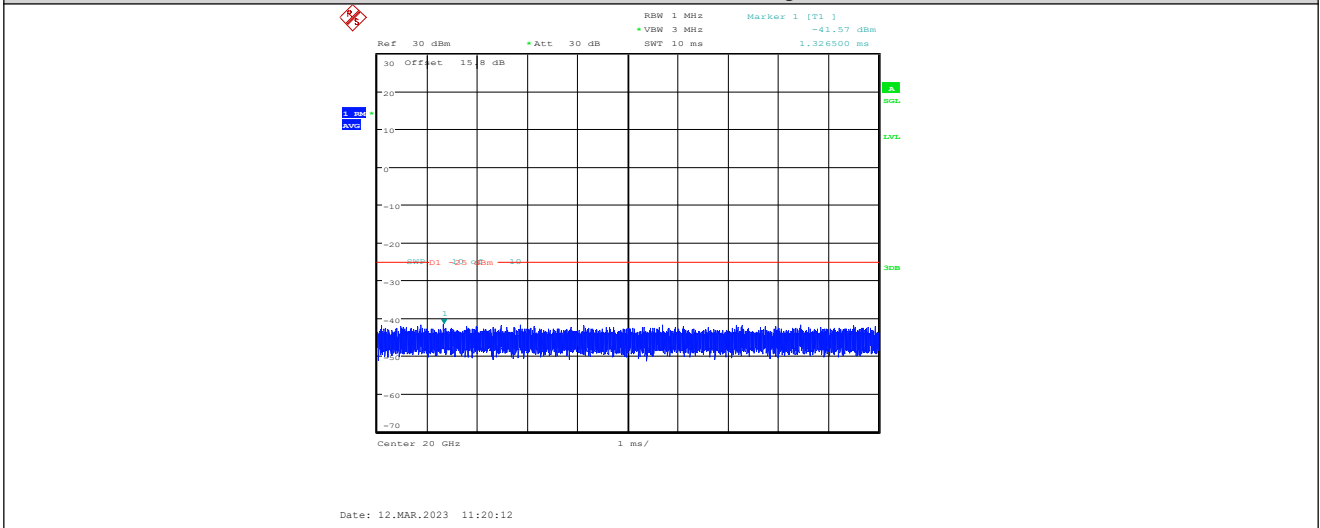
Band41-20MHz-16QAM-41140-1RB#0-Range3:30~1000MHz



Band41-20MHz-16QAM-41140-1RB#0-Range4:1000~20000MHz



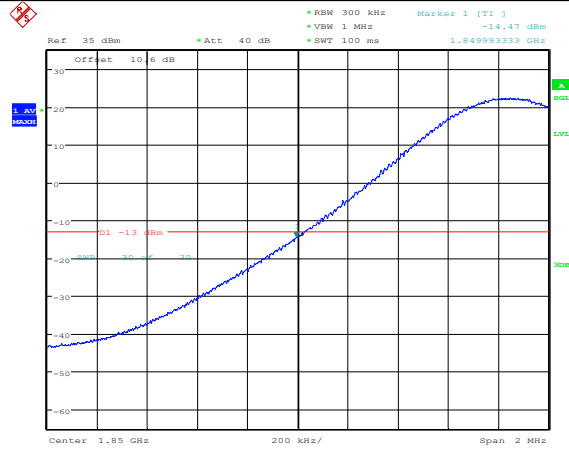
Band41-20MHz-16QAM-41140-1RB#0-Range5:20000~27000MHz



Note: All bandwidth and modulation are tested, only the worst results are reported.

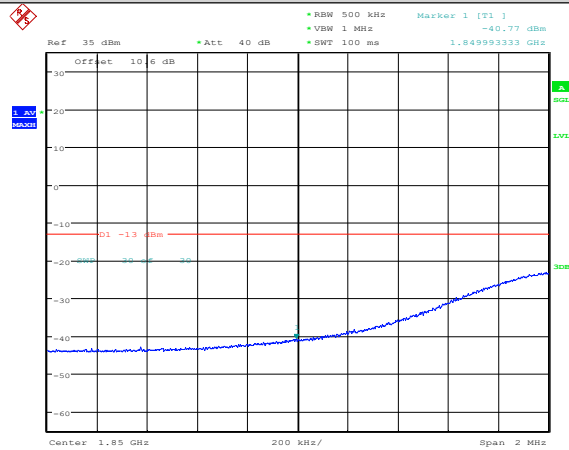
Band Edge

Band2-20MHz-QPSK-18700-1RB#0



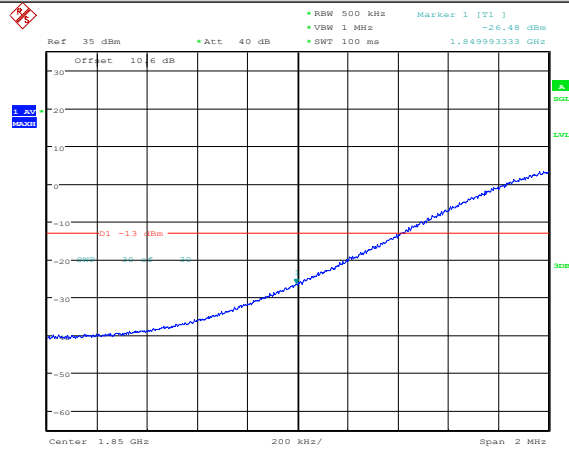
Date: 23.FEB.2023 15:18:52

Band2-20MHz-QPSK-18700-1RB#99



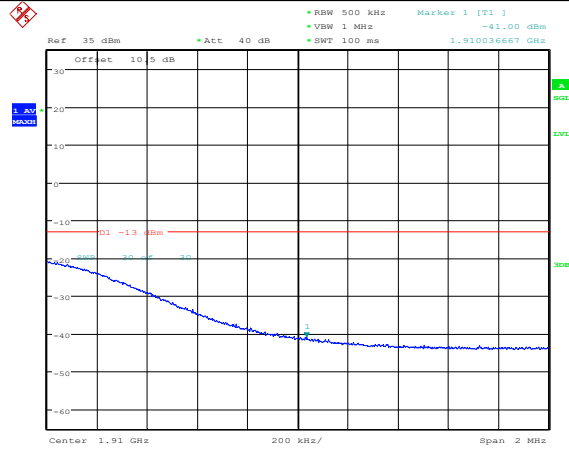
Date: 23.FEB.2023 16:35:50

Band2-20MHz-QPSK-18700-100RB#0



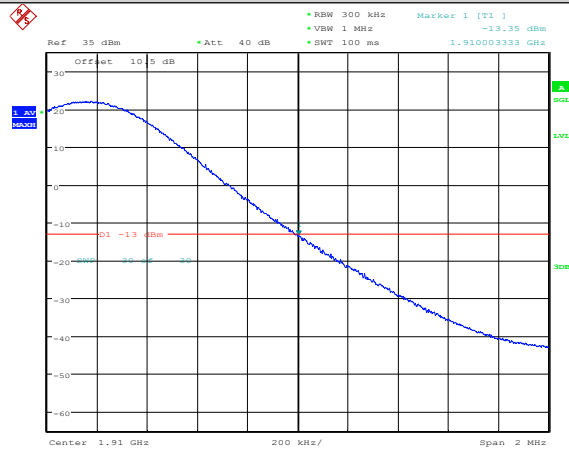
Date: 23.FEB.2023 16:37:54

Band2-20MHz-QPSK-19100-1RB#0



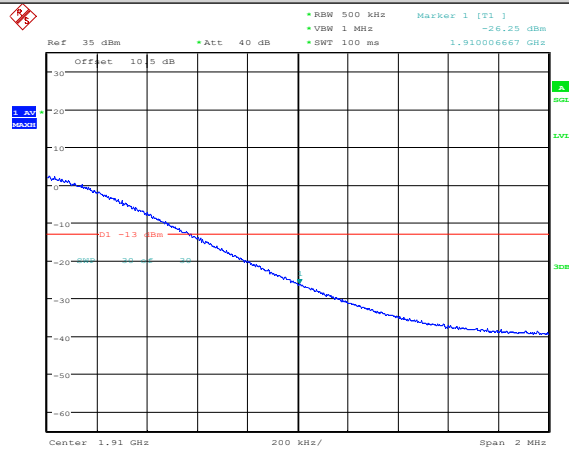
Date: 23.FEB.2023 16:40:11

Band2-20MHz-QPSK-19100-1RB#99



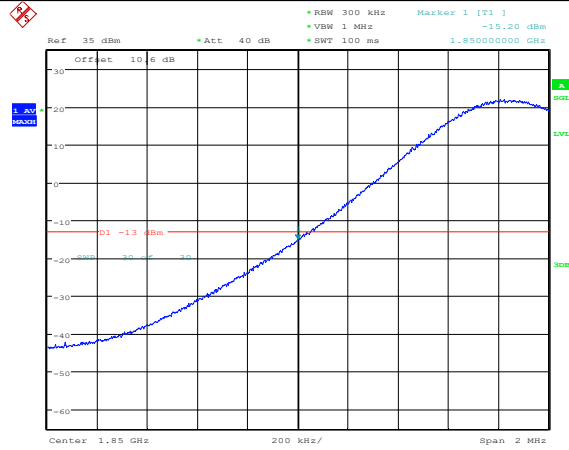
Date: 23.FEB.2023 15:20:07

Band2-20MHz-QPSK-19100-100RB#0



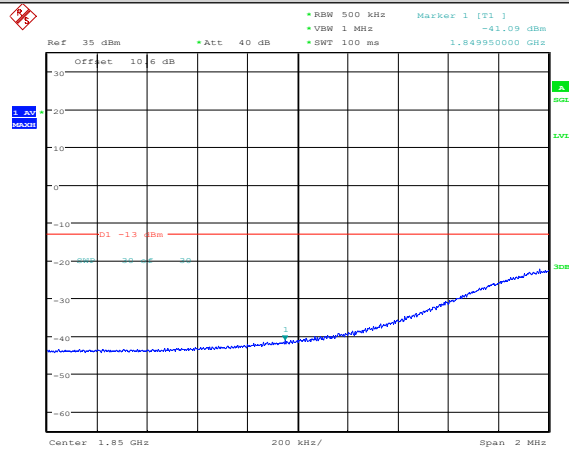
Date: 23.FEB.2023 16:44:15

Band2-20MHz-16QAM-18700-1RB#0



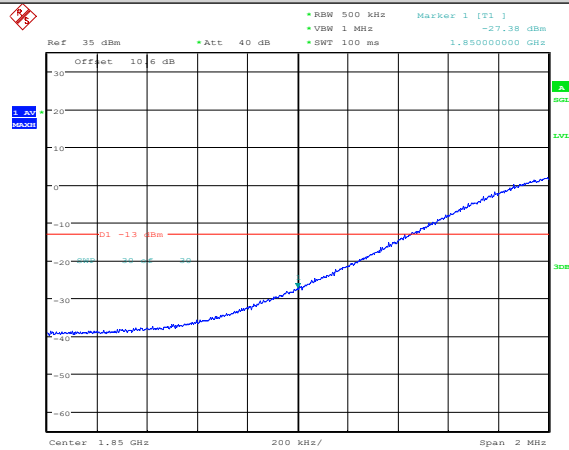
Date: 23.FEB.2023 15:19:00

Band2-20MHz-16QAM-18700-1RB#99



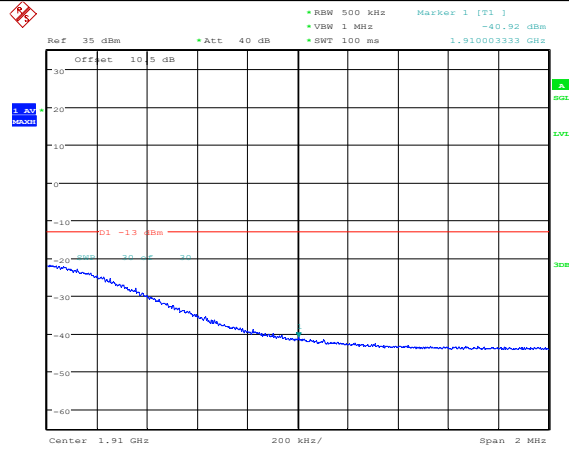
Date: 23.FEB.2023 16:36:52

Band2-20MHz-16QAM-18700-100RB#0



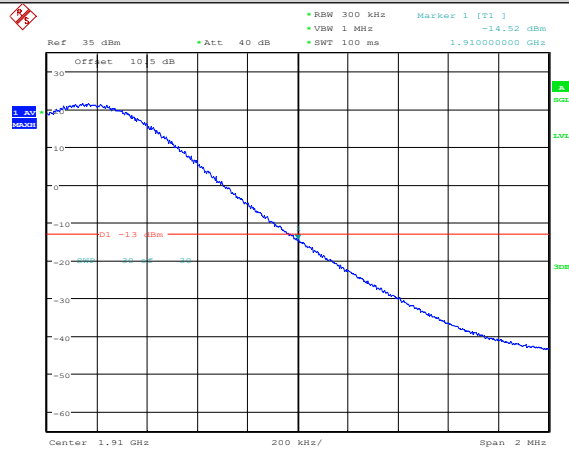
Date: 23.FEB.2023 16:38:56

Band2-20MHz-16QAM-19100-1RB#0



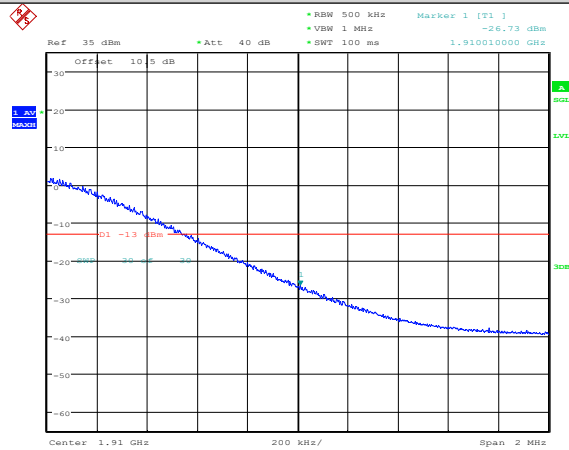
Date: 23.FEB.2023 16:41:09

Band2-20MHz-16QAM-19100-1RB#99



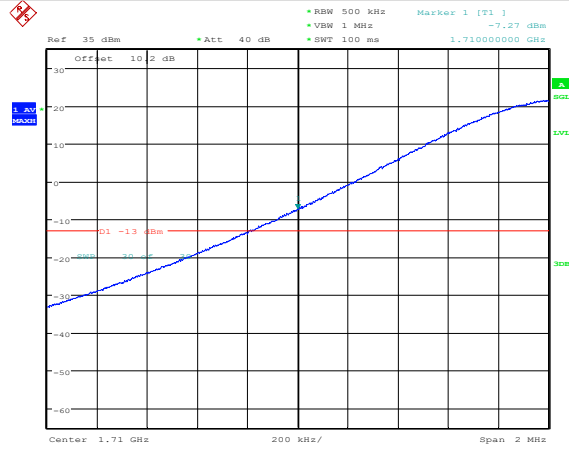
Date: 23.FEB.2023 15:20:15

Band2-20MHz-16QAM-19100-100RB#0



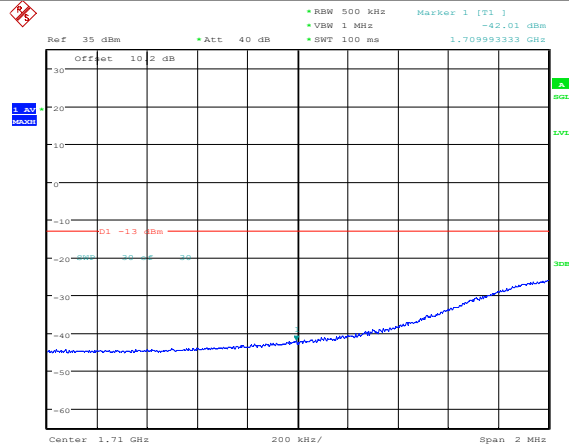
Date: 23.FEB.2023 16:45:17

Band4-20MHz-QPSK-20050-1RB#0



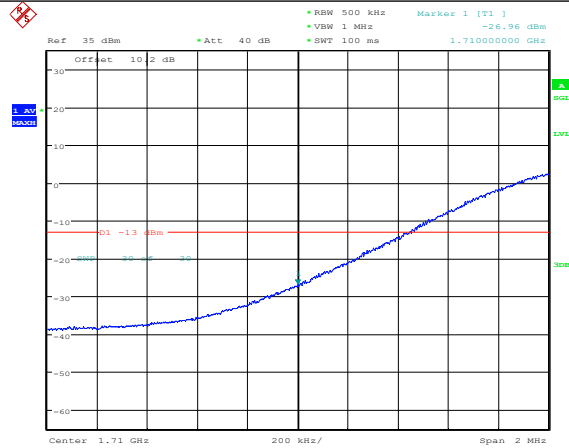
Date: 23.FEB.2023 20:53:36

Band4-20MHz-QPSK-20050-1RB#99



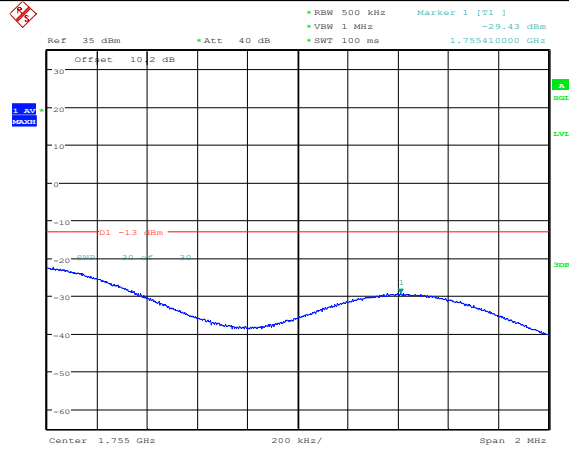
Date: 23.FEB.2023 20:55:34

Band4-20MHz-QPSK-20050-100RB#0



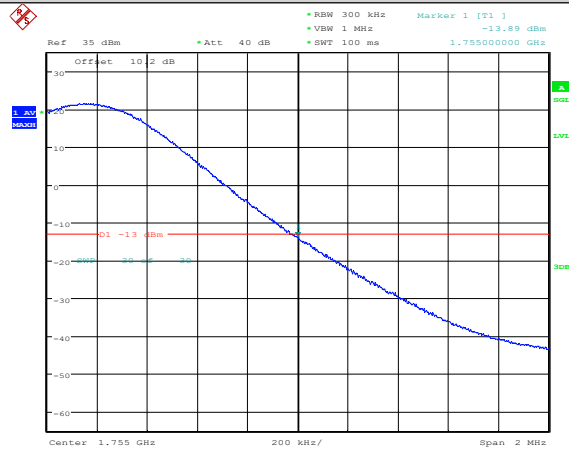
Date: 23.FEB.2023 20:57:32

Band4-20MHz-QPSK-20300-1RB#0



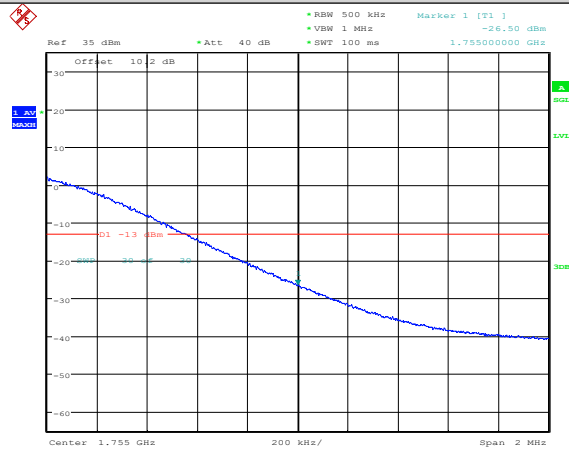
Date: 23.FEB.2023 20:59:42

Band4-20MHz-QPSK-20300-1RB#99



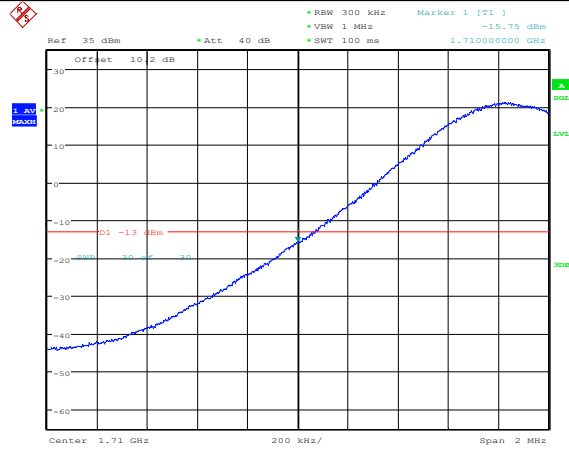
Date: 23.FEB.2023 19:51:07

Band4-20MHz-QPSK-20300-100RB#0



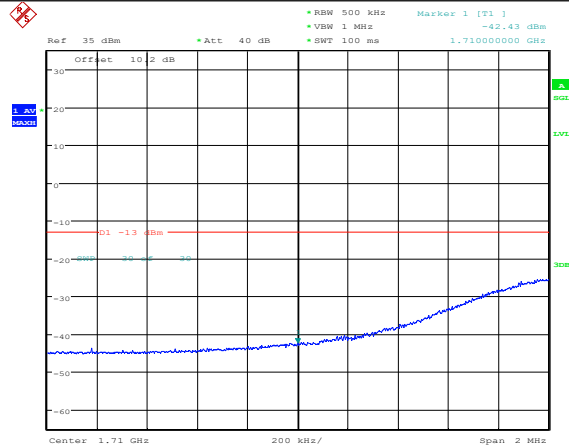
Date: 23.FEB.2023 21:03:37

Band4-20MHz-16QAM-20050-1RB#0



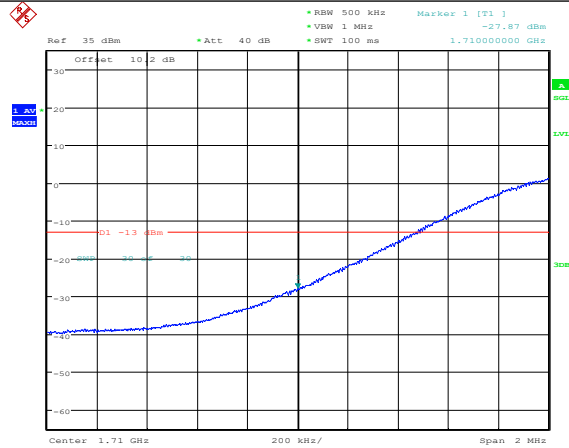
Date: 23.FEB.2023 19:50:00

Band4-20MHz-16QAM-20050-1RB#99



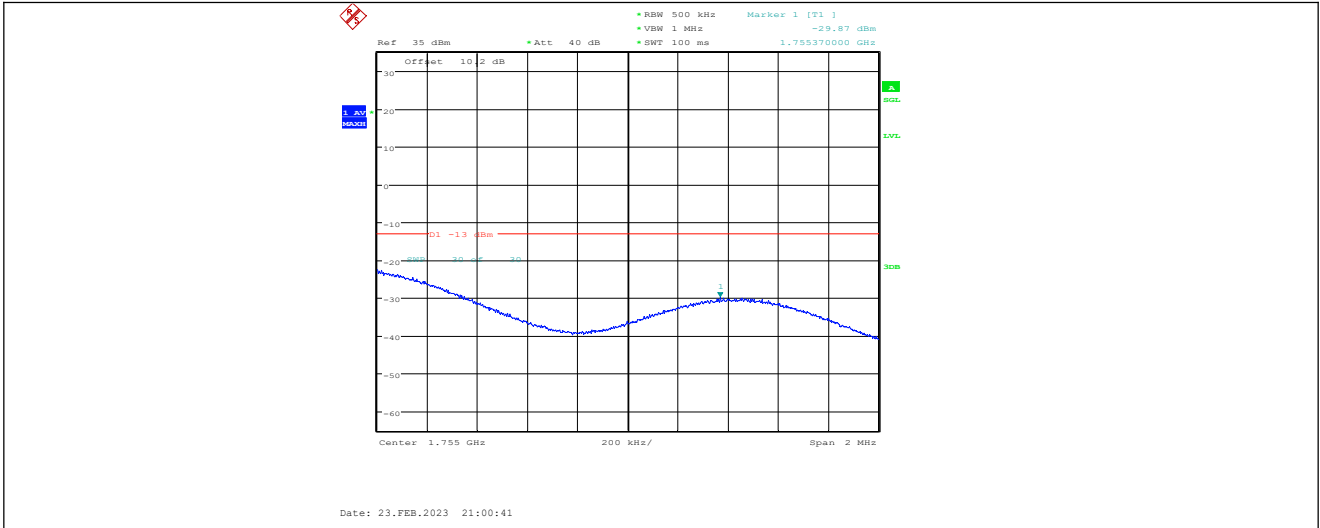
Date: 23.FEB.2023 20:56:32

Band4-20MHz-16QAM-20050-100RB#0

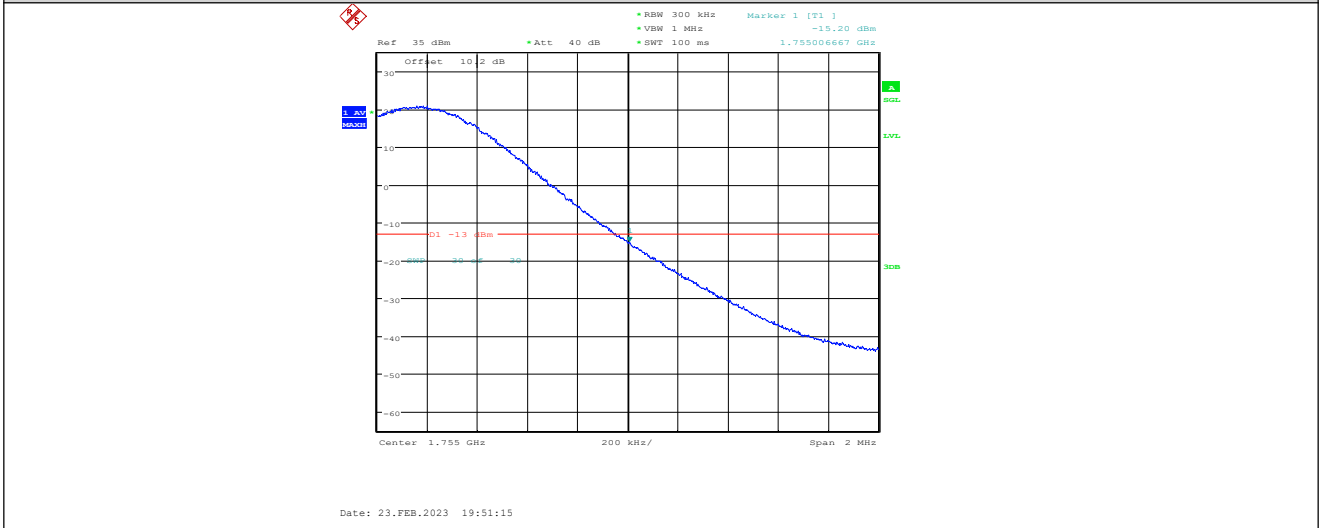


Date: 23.FEB.2023 20:58:31

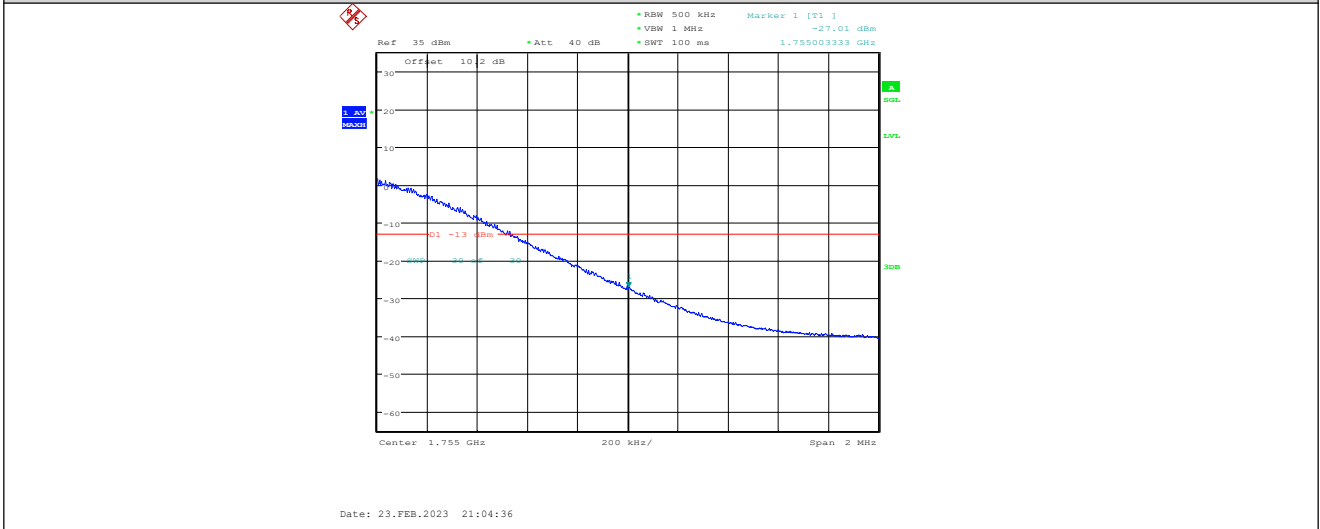
Band4-20MHz-16QAM-20300-1RB#0



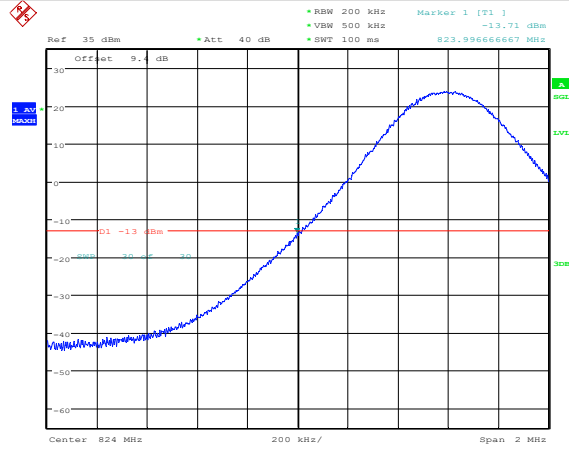
Band4-20MHz-16QAM-20300-1RB#99



Band4-20MHz-16QAM-20300-100RB#0

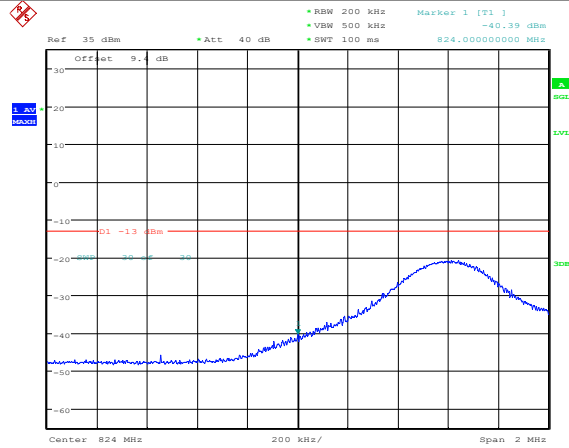


Band5-10MHz-QPSK-20450-1RB#0



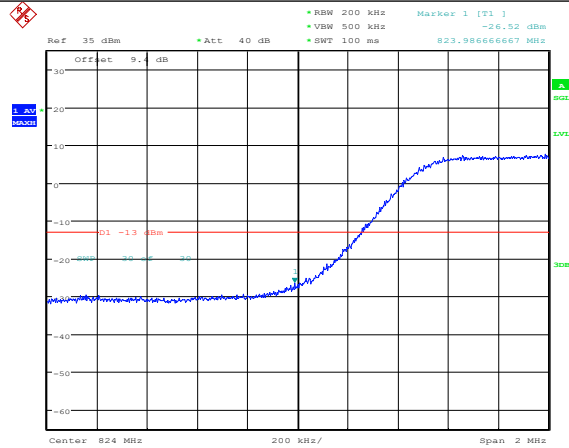
Date: 23.FEB.2023 12:08:51

Band5-10MHz-QPSK-20450-1RB#49



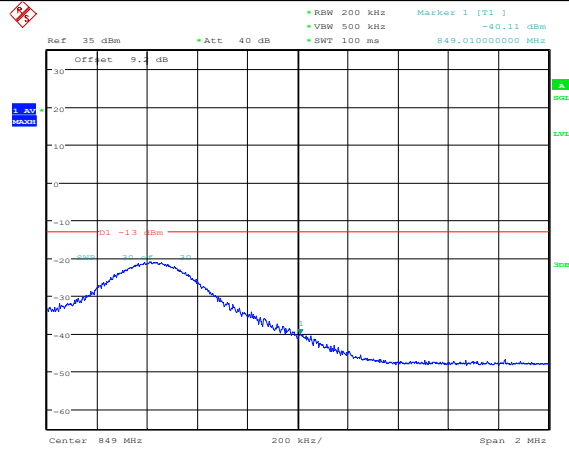
Date: 23.FEB.2023 12:09:07

Band5-10MHz-QPSK-20450-50RB#0



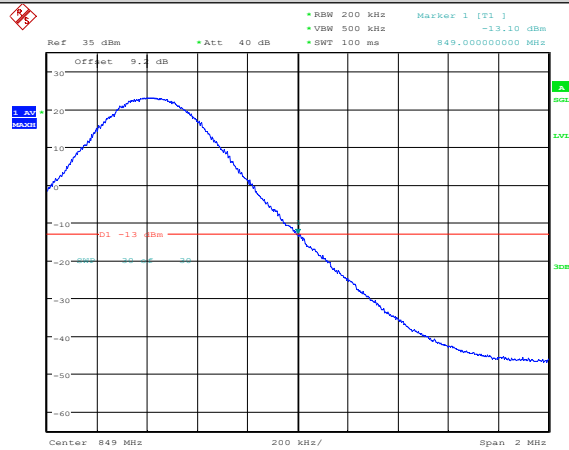
Date: 23.FEB.2023 12:09:23

Band5-10MHz-QPSK-20600-1RB#0



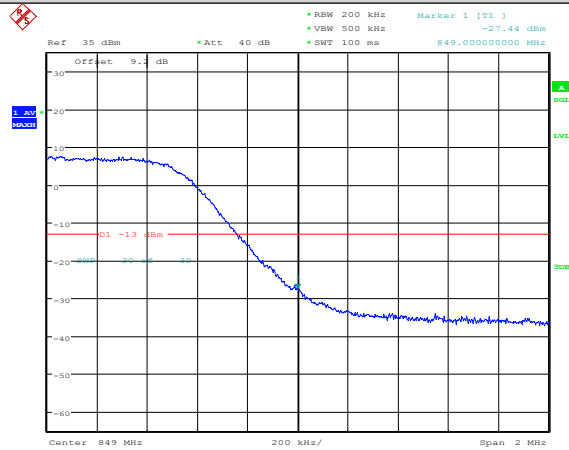
Date: 23.FEB.2023 12:09:51

Band5-10MHz-QPSK-20600-1RB#49



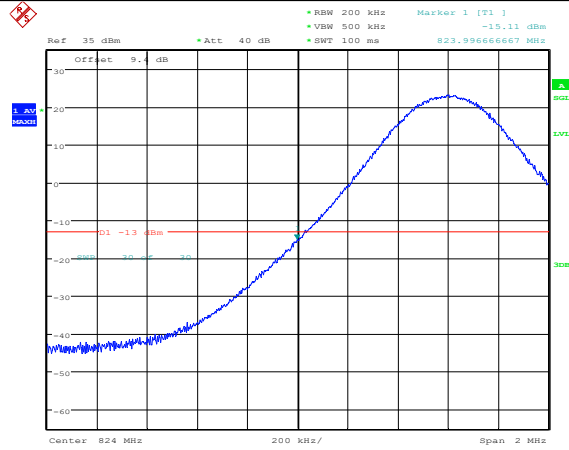
Date: 23.FEB.2023 12:10:07

Band5-10MHz-QPSK-20600-50RB#0



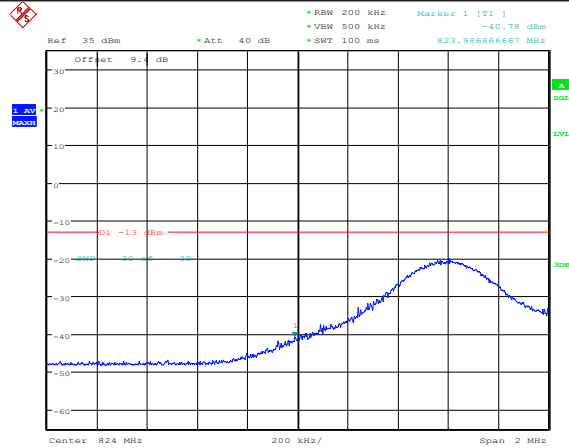
Date: 23.FEB.2023 12:10:23

Band5-10MHz-16QAM-20450-1RB#0



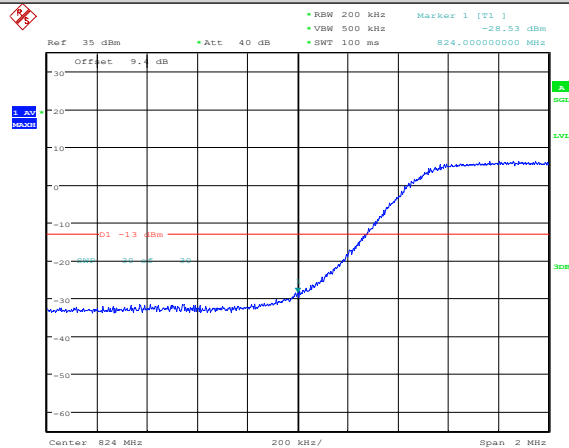
Date: 23.FEB.2023 12:08:59

Band5-10MHz-16QAM-20450-1RB#49



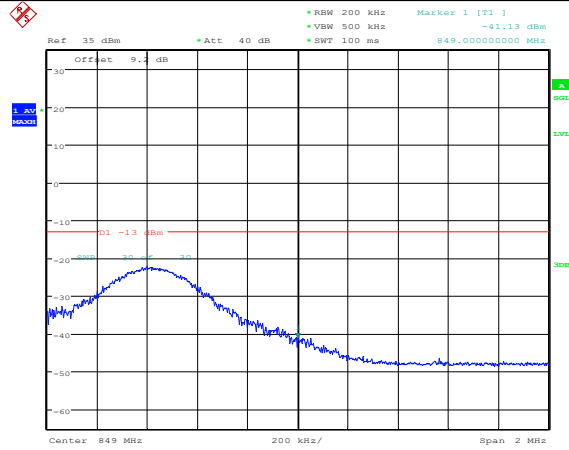
Date: 23.FEB.2023 12:09:15

Band5-10MHz-16QAM-20450-50RB#0



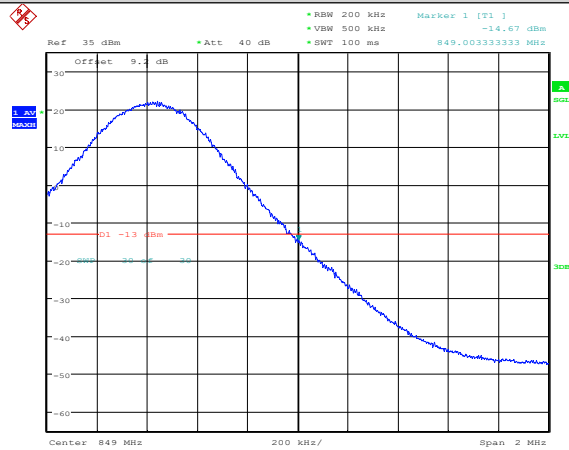
Date: 23.FEB.2023 12:09:31

Band5-10MHz-16QAM-20600-1RB#0



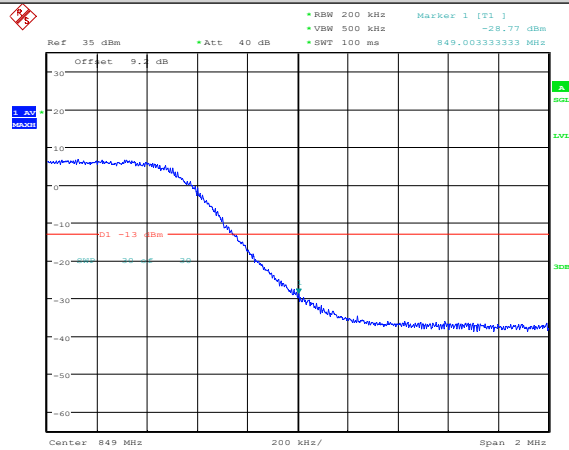
Date: 23.FEB.2023 12:09:59

Band5-10MHz-16QAM-20600-1RB#49



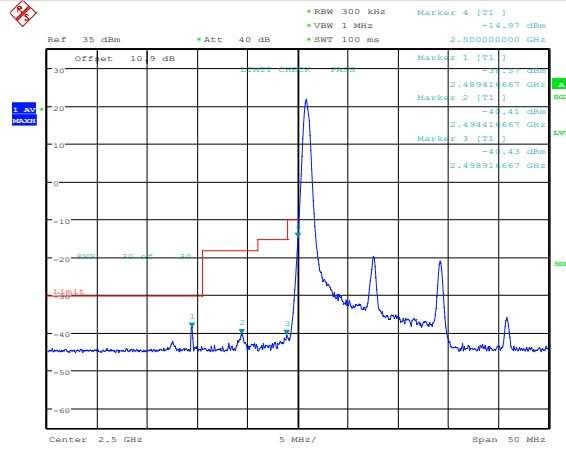
Date: 23.FEB.2023 12:10:15

Band5-10MHz-16QAM-20600-50RB#0



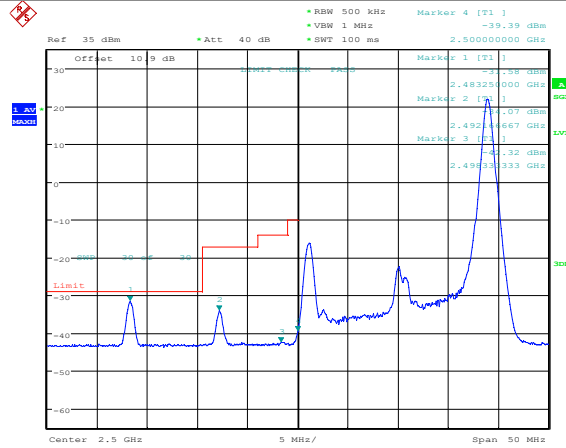
Date: 23.FEB.2023 12:10:31

Band7-20MHz-QPSK-20850-1RB#0



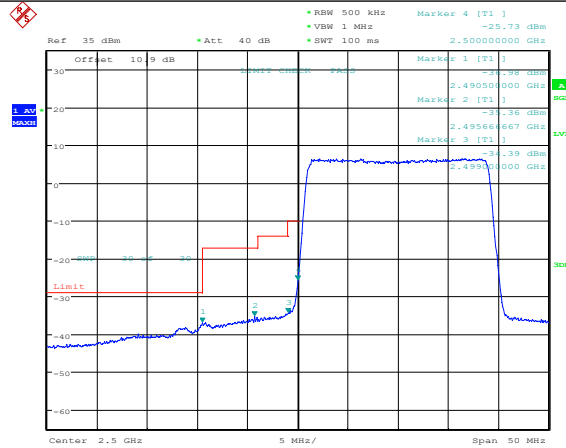
Date: 23.FEB.2023 22:23:34

Band7-20MHz-QPSK-20850-1RB#99



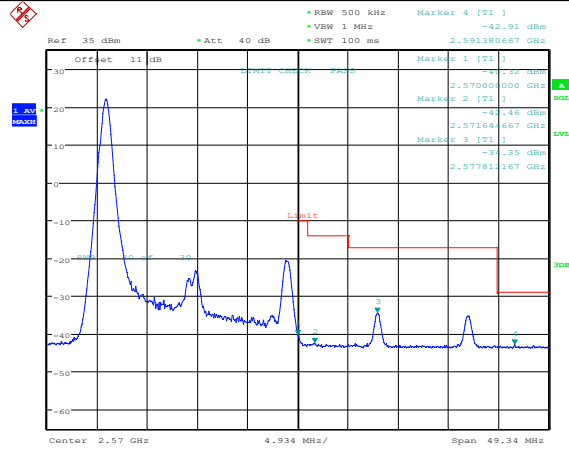
Date: 23.FEB.2023 23:30:48

Band7-20MHz-QPSK-20850-100RB#0



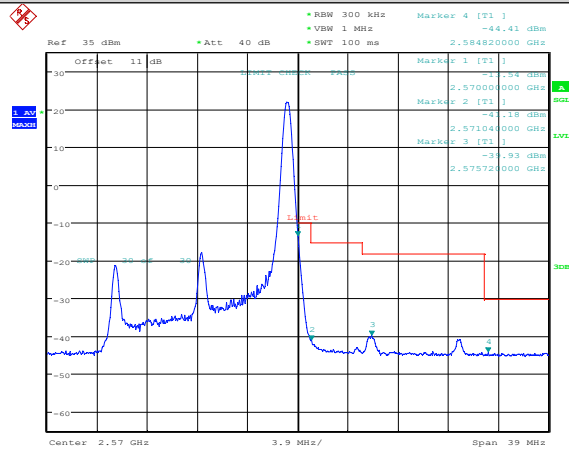
Date: 23.FEB.2023 23:32:50

Band7-20MHz-QPSK-21350-1RB#0



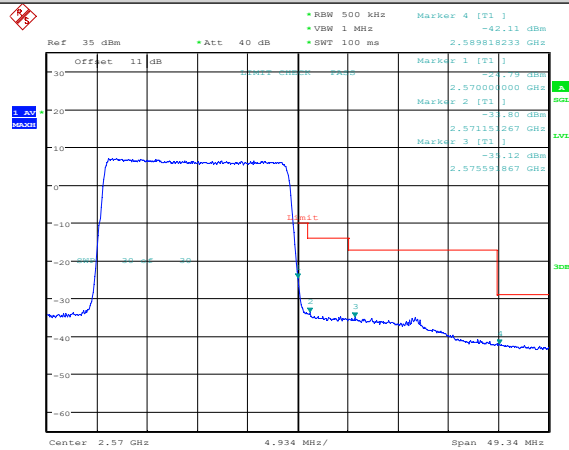
Date: 23.FEB.2023 23:35:05

Band7-20MHz-QPSK-21350-1RB#99



Date: 23.FEB.2023 22:25:08

Band7-20MHz-QPSK-21350-100RB#0



Date: 23.FEB.2023 23:39:12

Band7-20MHz-16QAM-20850-1RB#0