

Appendix J: Test Data for E-UTRA Band 38

Product Name: 3G/4G Smart Phone

Trade Mark: DOOGEE

Test Model: S59Pro

Environmental Conditions

Temperature:	22.9° C
Relative Humidity:	53.3%
ATM Pressure:	100.0 kPa
Test Engineer:	Diamond Lu
Supervised by:	Li Huan

J.1 Conducted Output Power

Conducted Output Power Test Result (Channel Bandwidth: 5 MHz)						
Modulation	Channel	RB Configuration		Average Power [dBm]	Average Power [dBm]	Verdict
		Size	Offset	QPSK	16QAM	
QPSK / 16QAM	LCH	1	0	23.37	22.55	PASS
		1	12	23.34	22.48	PASS
		1	24	23.21	22.37	PASS
		12	0	23.39	22.37	PASS
		12	6	23.38	22.38	PASS
		12	13	23.11	22.02	PASS
		25	0	22.25	21.22	PASS
	MCH	1	0	23.41	22.61	PASS
		1	12	23.33	22.45	PASS
		1	24	23.24	22.39	PASS
		12	0	23.41	22.35	PASS
		12	6	23.38	22.37	PASS
		12	13	23.11	22.04	PASS
		25	0	22.31	21.23	PASS
	HCH	1	0	23.44	22.54	PASS
		1	12	23.37	22.54	PASS
		1	24	23.22	22.37	PASS
		12	0	23.39	22.35	PASS
		12	6	23.39	22.34	PASS
		12	13	23.11	22.02	PASS
		25	0	22.31	21.22	PASS

Conducted Output Power Test Result (Channel Bandwidth: 10 MHz)						
Modulation	Channel	RB Configuration		Average Power [dBm]	Average Power [dBm]	Verdict
		Size	Offset	QPSK	16QAM	
QPSK / 16QAM	LCH	1	0	23.44	22.52	PASS
		1	24	23.34	22.57	PASS
		1	49	23.25	22.39	PASS
		25	0	22.30	21.22	PASS
		25	12	22.29	21.24	PASS
		25	25	22.08	21.04	PASS
		50	0	22.19	21.12	PASS
	MCH	1	0	23.44	22.59	PASS
		1	24	23.37	22.54	PASS
		1	49	23.23	22.41	PASS
		25	0	22.25	21.19	PASS
		25	12	22.31	21.19	PASS
		25	25	22.07	21.04	PASS
		50	0	22.16	21.09	PASS
	HCH	1	0	23.40	22.54	PASS
		1	24	23.35	22.55	PASS
		1	49	23.25	22.36	PASS
		25	0	22.28	21.24	PASS
		25	12	22.27	21.25	PASS
		25	25	22.08	21.02	PASS
		50	0	22.16	21.10	PASS

Conducted Output Power Test Result (Channel Bandwidth: 15 MHz)						
Modulation	Channel	RB Configuration		Average Power [dBm]	Average Power [dBm]	Verdict
		Size	Offset	QPSK	16QAM	
QPSK / 16QAM	LCH	1	0	23.42	22.57	PASS
		1	37	23.32	22.57	PASS
		1	74	23.23	22.37	PASS
		37	0	22.16	22.17	PASS
		37	18	22.16	22.17	PASS
		37	38	22.17	22.17	PASS
		75	0	22.16	22.14	PASS
	MCH	1	0	23.42	22.56	PASS
		1	37	23.31	22.52	PASS
		1	74	23.23	22.38	PASS
		37	0	22.15	22.17	PASS
		37	18	22.16	22.17	PASS
		37	38	22.16	22.17	PASS
		75	0	22.17	22.18	PASS
	HCH	1	0	23.42	22.56	PASS
		1	37	23.35	22.57	PASS
		1	74	23.22	22.41	PASS
		37	0	22.18	22.17	PASS
		37	18	22.15	22.19	PASS
		37	38	22.18	22.18	PASS
		75	0	22.16	22.17	PASS

Conducted Output Power Test Result (Channel Bandwidth: 20 MHz)						
Modulation	Channel	RB Configuration		Average Power [dBm]	Average Power [dBm]	Verdict
		Size	Offset	QPSK	16QAM	
QPSK / 16QAM	LCH	1	0	23.43	22.59	PASS
		1	49	23.48	22.52	PASS
		1	99	23.23	22.40	PASS
		50	0	22.16	21.09	PASS
		50	25	22.15	21.09	PASS
		50	50	22.15	21.09	PASS
		100	0	22.15	22.17	PASS
	MCH	1	0	23.41	22.57	PASS
		1	49	23.35	22.55	PASS
		1	99	23.26	22.40	PASS
		50	0	22.13	21.13	PASS
		50	25	22.12	21.14	PASS
		50	50	22.15	21.14	PASS
		100	0	22.18	22.16	PASS
	HCH	1	0	23.44	22.59	PASS
		1	49	23.34	22.55	PASS
		1	99	23.25	22.39	PASS
		50	0	22.15	21.11	PASS
		50	25	22.17	21.14	PASS
		50	50	22.19	21.13	PASS
		100	0	22.19	22.19	PASS

J.2 Peak-to-Average Ratio

Peak-to Average Ratio Test Result (Channel Bandwidth: 5 MHz)				
Modulation	Channel	Peak-to-Average Ratio [dB]	Limit [dB]	Verdict
QPSK	LCH	9.08	<13	PASS
	MCH	7.33	<13	PASS
	HCH	6.95	<13	PASS
16QAM	LCH	7.31	<13	PASS
	MCH	9.17	<13	PASS
	HCH	9.48	<13	PASS

Peak-to Average Ratio Test Result (Channel Bandwidth: 10 MHz)				
Modulation	Channel	Peak-to-Average Ratio [dB]	Limit [dB]	Verdict
QPSK	LCH	10.18	<13	PASS
	MCH	7.41	<13	PASS
	HCH	9.19	<13	PASS
16QAM	LCH	10.2	<13	PASS
	MCH	10.43	<13	PASS
	HCH	9.04	<13	PASS

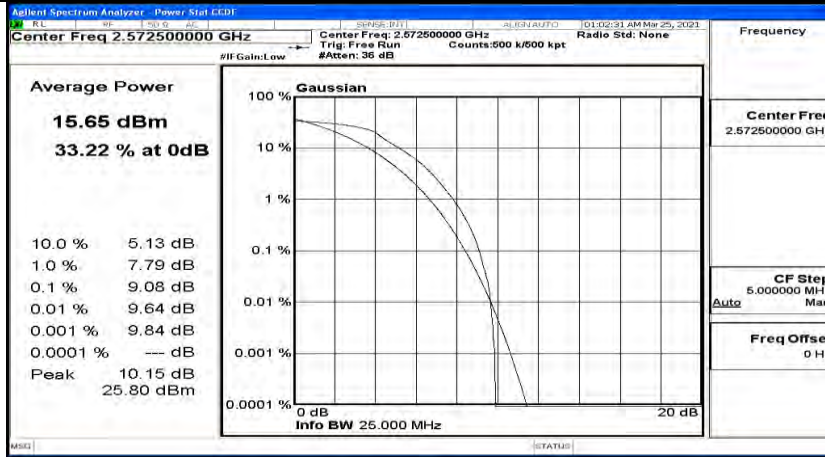
Peak-to Average Ratio Test Result (Channel Bandwidth: 15 MHz)

Modulation	Channel	Peak-to-Average Ratio [dB]	Limit [dB]	Verdict
QPSK	LCH	8.91	<13	PASS
	MCH	8.39	<13	PASS
	HCH	8.16	<13	PASS
16QAM	LCH	7.33	<13	PASS
	MCH	6.76	<13	PASS
	HCH	8.41	<13	PASS

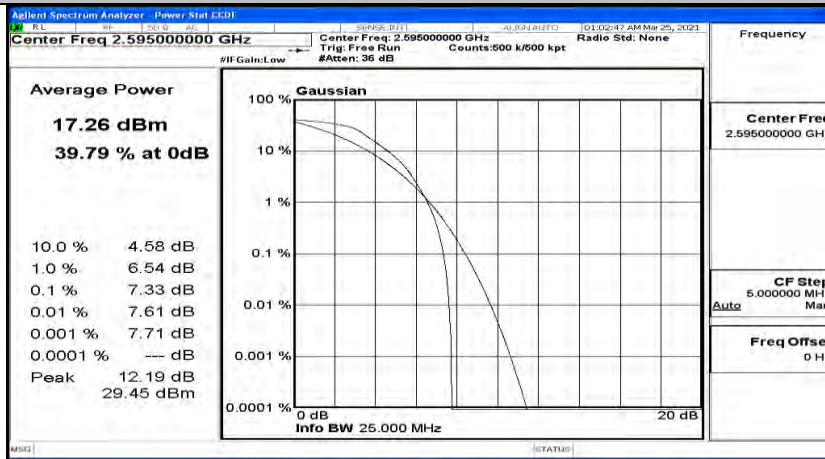
Peak-to Average Ratio Test Result (Channel Bandwidth: 20 MHz)

Modulation	Channel	Peak-to-Average Ratio [dB]	Limit [dB]	Verdict
QPSK	LCH	9.33	<13	PASS
	MCH	8.86	<13	PASS
	HCH	9.93	<13	PASS
16QAM	LCH	8.03	<13	PASS
	MCH	10.55	<13	PASS
	HCH	7.71	<13	PASS

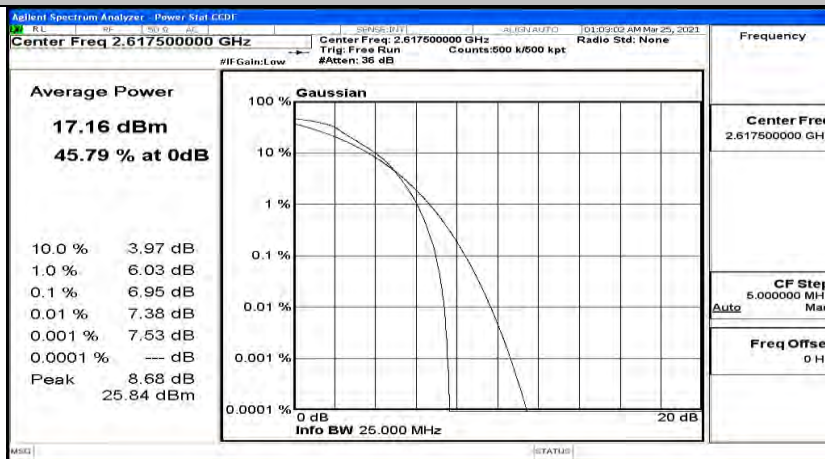
Peak-to Average Ratio Test Graph(s) (Channel Bandwidth: 5 MHz)_LCH_QPSK



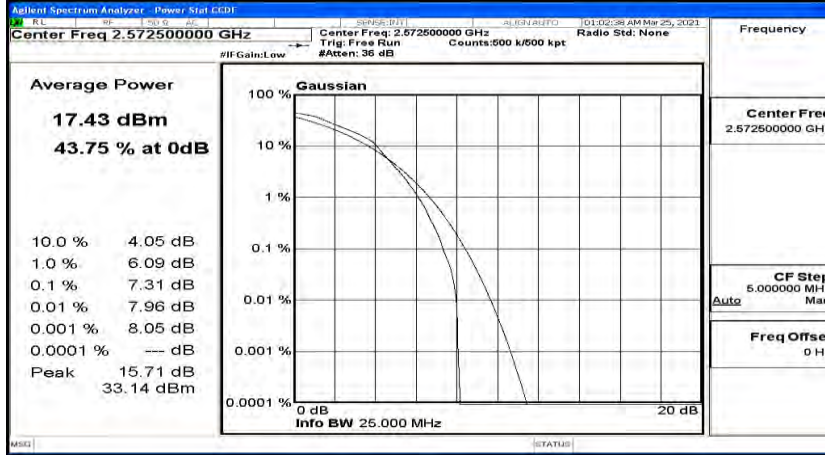
Peak-to Average Ratio Test Graph(s) (Channel Bandwidth: 5 MHz)_MCH_QPSK



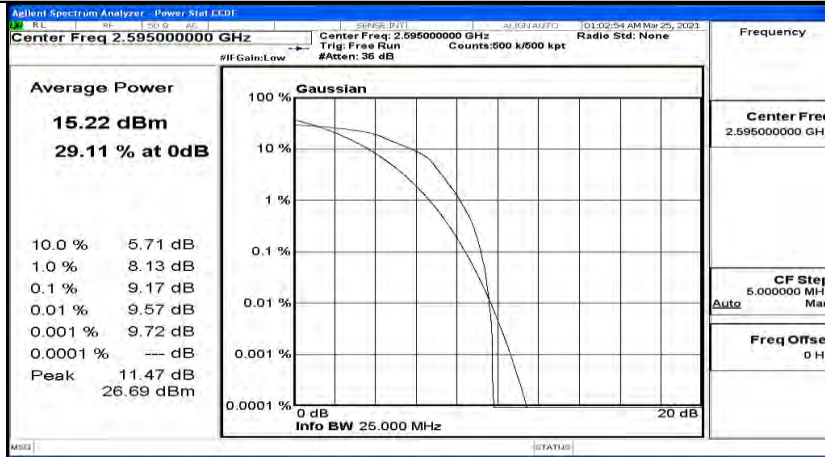
Peak-to Average Ratio Test Graph(s) (Channel Bandwidth: 5 MHz)_HCH_QPSK



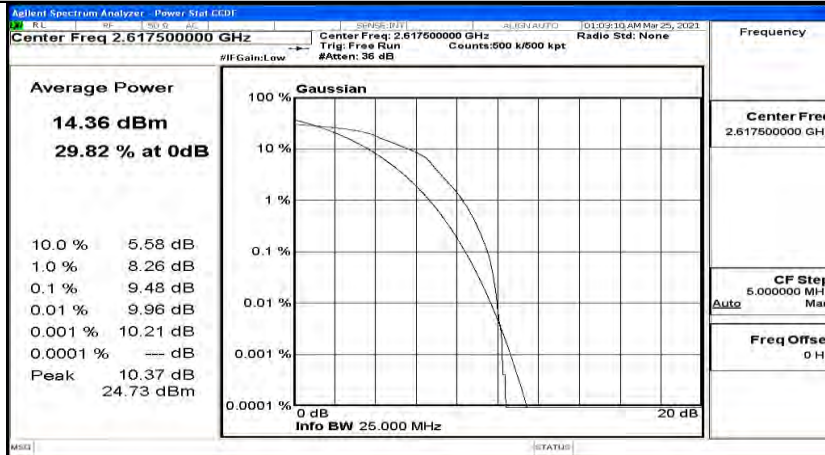
Peak-to Average Ratio Test Graph(s) (Channel Bandwidth: 5 MHz)_LCH_16QAM



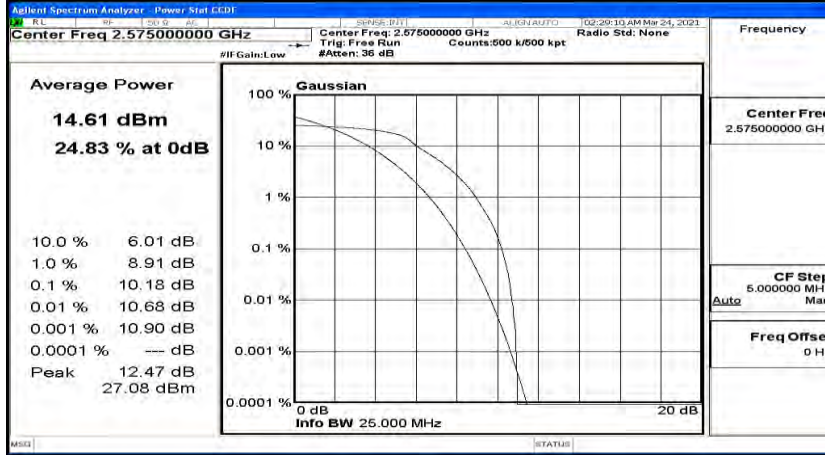
Peak-to Average Ratio Test Graph(s) (Channel Bandwidth: 5 MHz)_MCH_16QAM



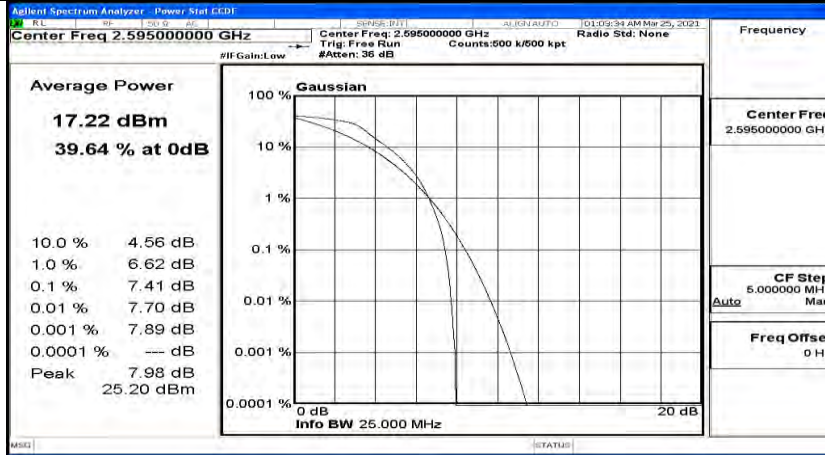
Peak-to Average Ratio Test Graph(s) (Channel Bandwidth: 5 MHz)_HCH_16QAM



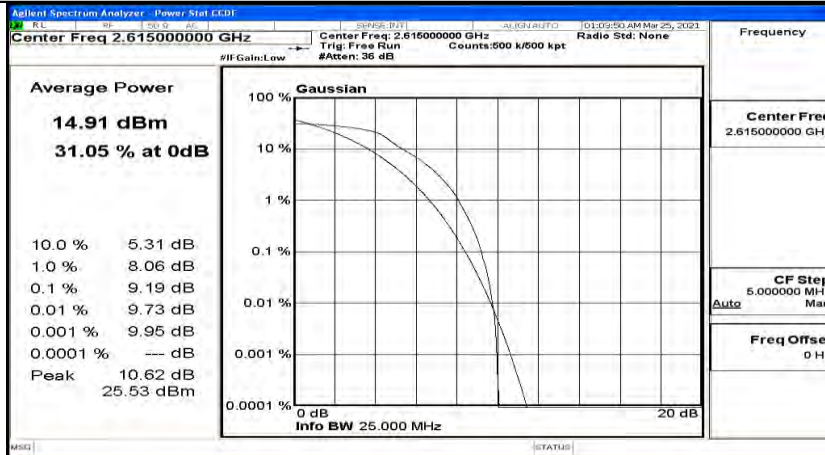
Peak-to Average Ratio Test Graph(s) (Channel Bandwidth: 10 MHz)_LCH_QPSK



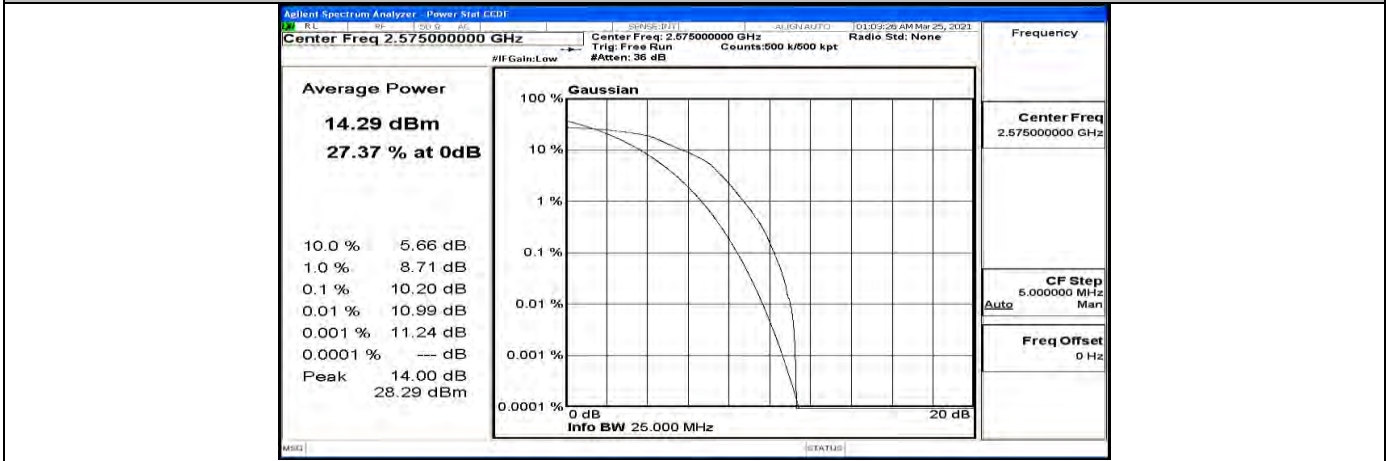
Peak-to Average Ratio Test Graph(s) (Channel Bandwidth: 10 MHz)_MCH_QPSK



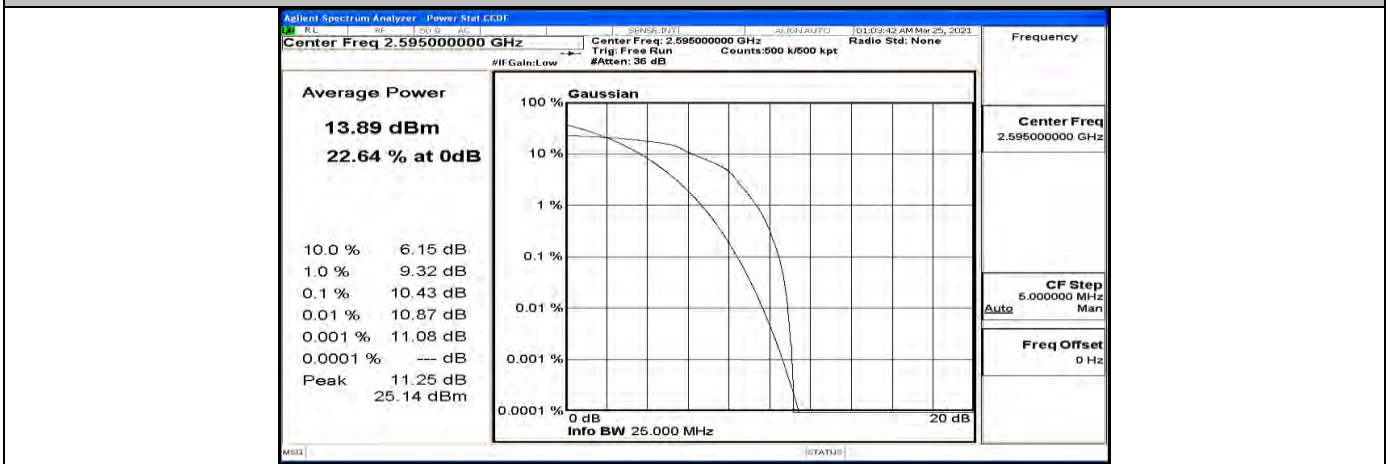
Peak-to Average Ratio Test Graph(s) (Channel Bandwidth: 10 MHz)_HCH_QPSK



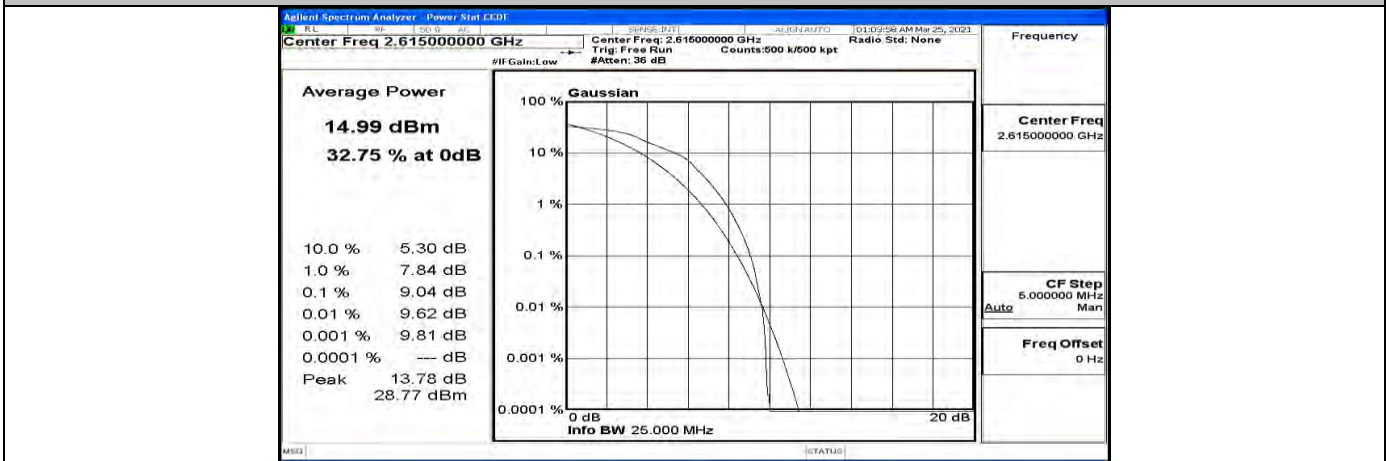
Peak-to Average Ratio Test Graph(s) (Channel Bandwidth: 10 MHz)_LCH_16QAM



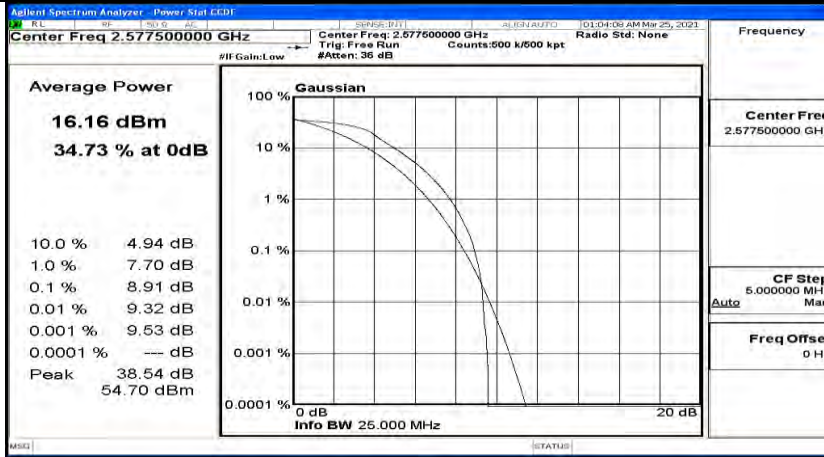
Peak-to Average Ratio Test Graph(s) (Channel Bandwidth: 10 MHz)_MCH_16QAM



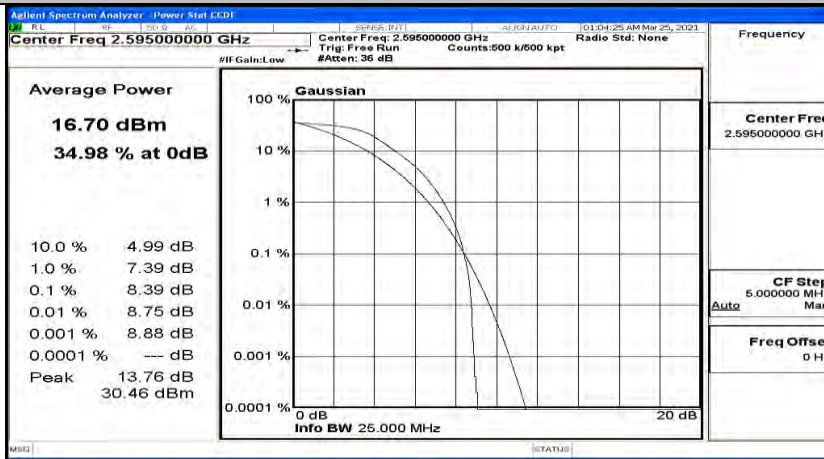
Peak-to Average Ratio Test Graph(s) (Channel Bandwidth: 10 MHz)_HCH_16QAM



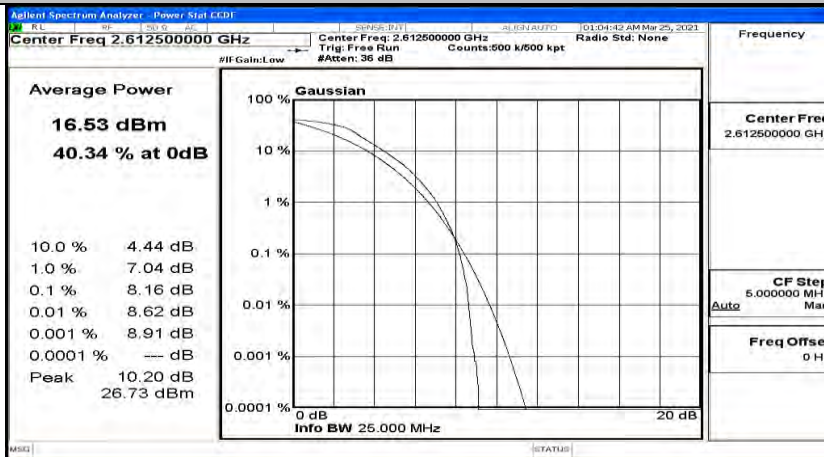
Peak-to Average Ratio Test Graph(s) (Channel Bandwidth:15 MHz)_LCH_QPSK



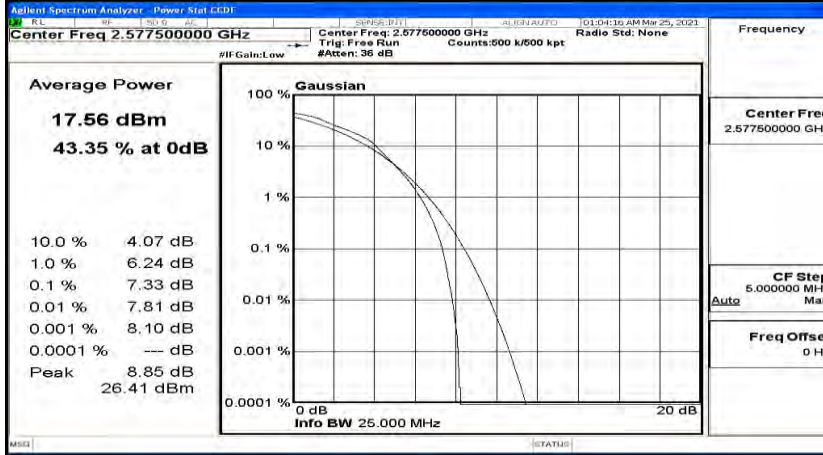
Peak-to Average Ratio Test Graph(s) (Channel Bandwidth:15 MHz)_MCH_QPSK



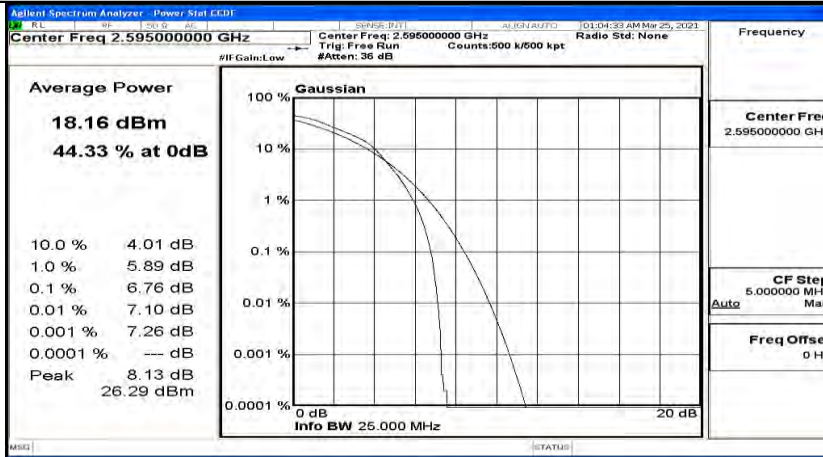
Peak-to Average Ratio Test Graph(s) (Channel Bandwidth:15 MHz)_HCH_QPSK



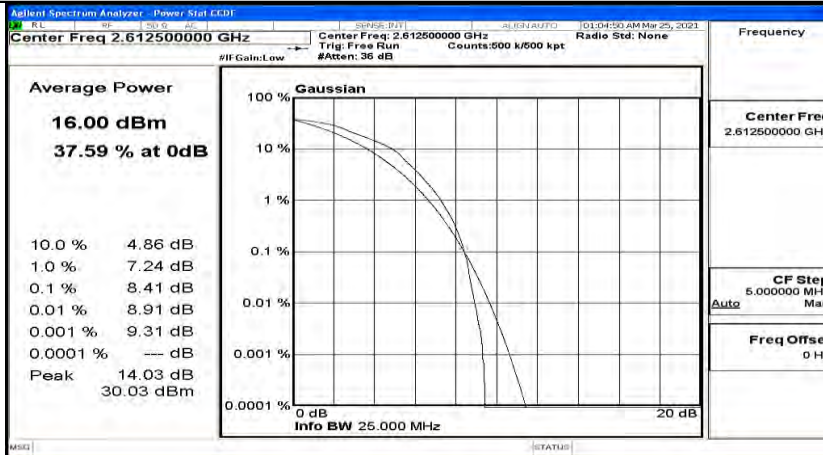
Peak-to Average Ratio Test Graph(s) (Channel Bandwidth:15 MHz)_LCH_16QAM



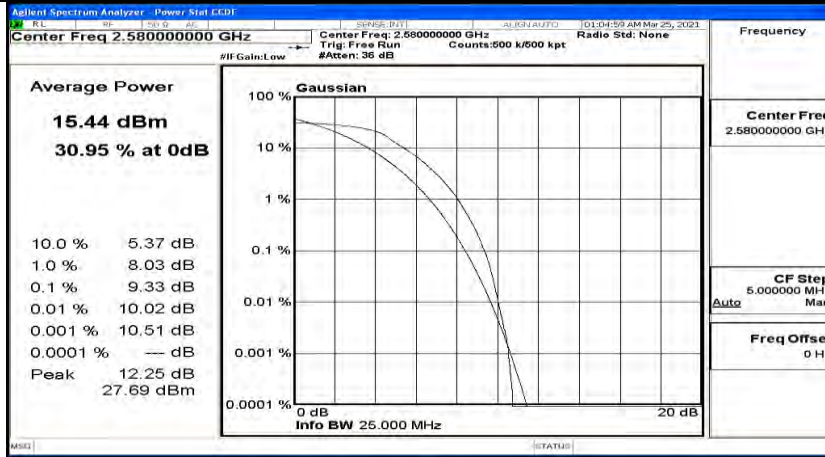
Peak-to Average Ratio Test Graph(s) (Channel Bandwidth:15 MHz)_MCH_16QAM



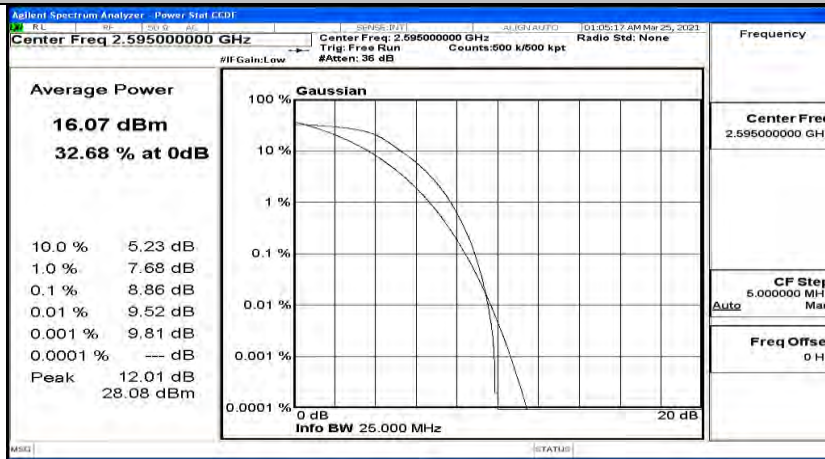
Peak-to Average Ratio Test Graph(s) (Channel Bandwidth:15 MHz)_HCH_16QAM



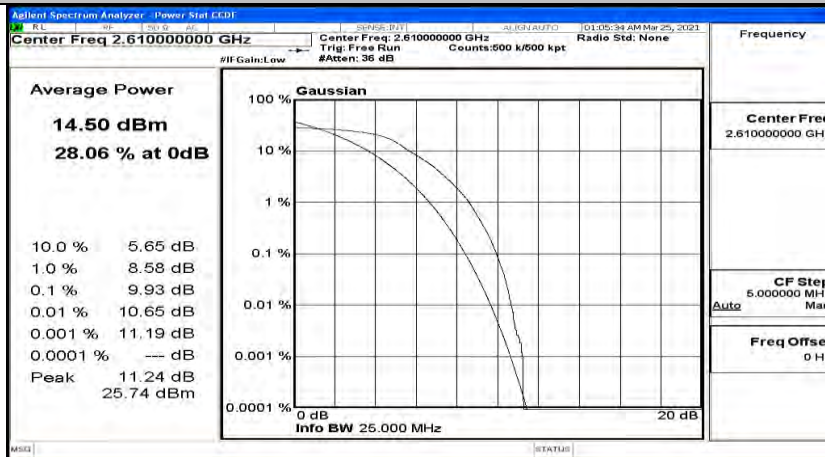
Peak-to Average Ratio Test Graph(s) (Channel Bandwidth:20 MHz)_LCH_QPSK



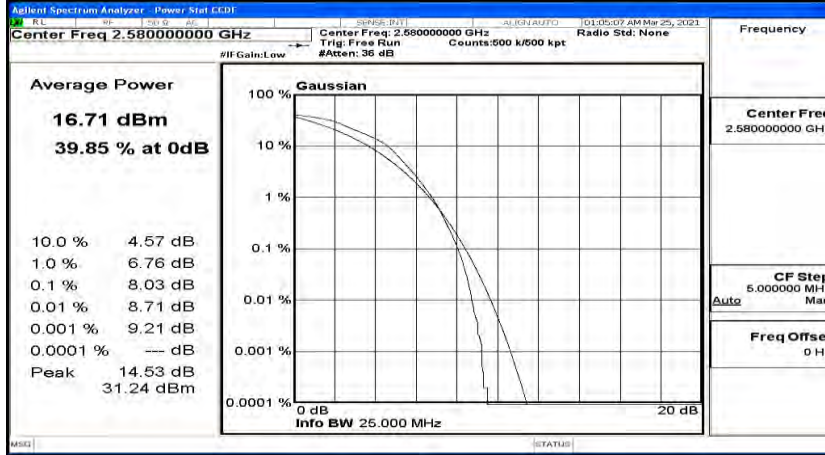
Peak-to Average Ratio Test Graph(s) (Channel Bandwidth:20 MHz)_MCH_QPSK



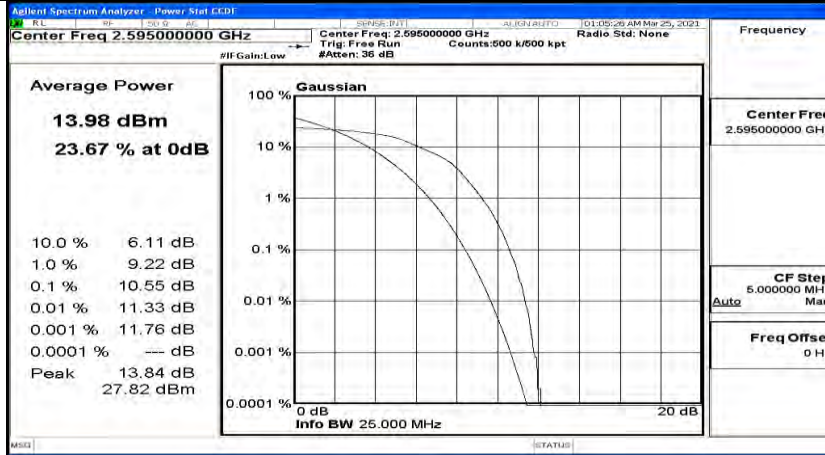
Peak-to Average Ratio Test Graph(s) (Channel Bandwidth:20 MHz)_HCH_QPSK



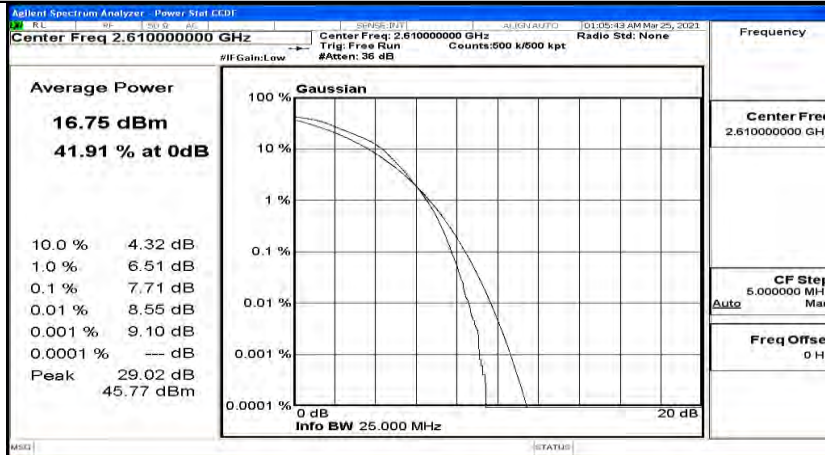
Peak-to Average Ratio Test Graph(s) (Channel Bandwidth:20 MHz)_LCH_16QAM



Peak-to Average Ratio Test Graph(s) (Channel Bandwidth:20 MHz)_MCH_16QAM



Peak-to Average Ratio Test Graph(s) (Channel Bandwidth:20 MHz)_HCH_16QAM



J.3 26dB Bandwidth and Occupied Bandwidth

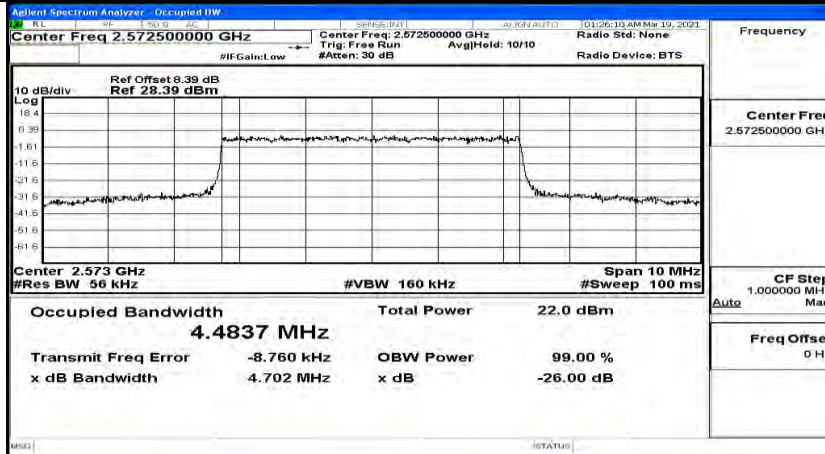
EBW & OBW Test Result (Channel Bandwidth: 5 MHz)				
Modulation	Channel	Occupied Bandwidth (MHz)	26dB Bandwidth (MHz)	Verdict
QPSK	LCH	4.4837	4.702	PASS
	MCH	4.4725	4.759	PASS
	HCH	4.4657	4.699	PASS
16QAM	LCH	4.4614	4.674	PASS
	MCH	4.4558	4.703	PASS
	HCH	4.4632	4.740	PASS

EBW & OBW Test Result (Channel Bandwidth: 10 MHz)				
Modulation	Channel	Occupied Bandwidth (MHz)	26dB Bandwidth (MHz)	Verdict
QPSK	LCH	8.9377	9.358	PASS
	MCH	8.9398	9.294	PASS
	HCH	8.9353	9.380	PASS
16QAM	LCH	8.9392	9.341	PASS
	MCH	8.9376	9.345	PASS
	HCH	8.9387	9.309	PASS

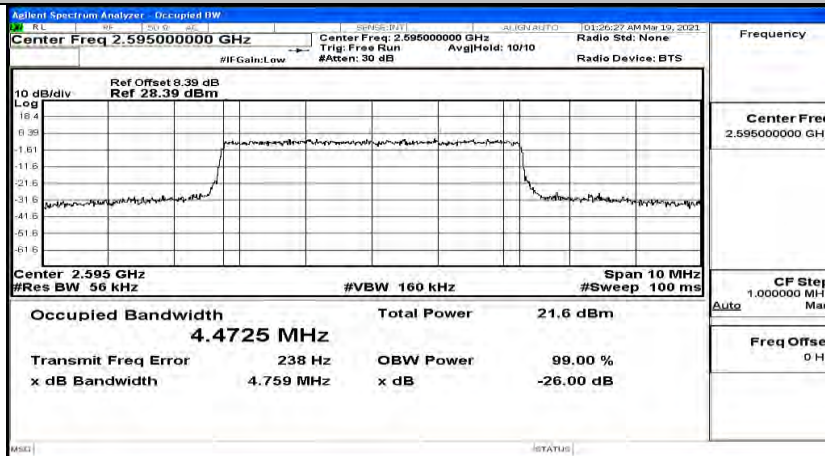
EBW & OBW Test Result (Channel Bandwidth: 15 MHz)				
Modulation	Channel	Occupied Bandwidth (MHz)	26dB Bandwidth (MHz)	Verdict
QPSK	LCH	13.434	13.97	PASS
	MCH	13.400	13.97	PASS
	HCH	13.403	13.95	PASS
16QAM	LCH	13.419	14.00	PASS
	MCH	13.391	13.94	PASS
	HCH	13.398	13.97	PASS

EBW & OBW Test Result (Channel Bandwidth: 20 MHz)				
Modulation	Channel	Occupied Bandwidth (MHz)	26dB Bandwidth (MHz)	Verdict
QPSK	LCH	17.861	18.59	PASS
	MCH	17.858	18.53	PASS
	HCH	17.851	18.50	PASS
16QAM	LCH	17.872	18.54	PASS
	MCH	17.862	18.48	PASS
	HCH	17.859	18.54	PASS

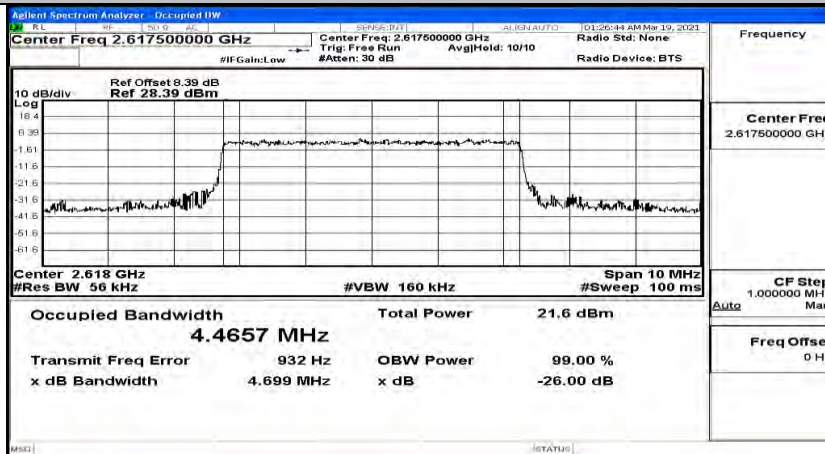
EBW & OBW Test Graph(s) (Channel Bandwidth: 5 MHz)_LCH_QPSK



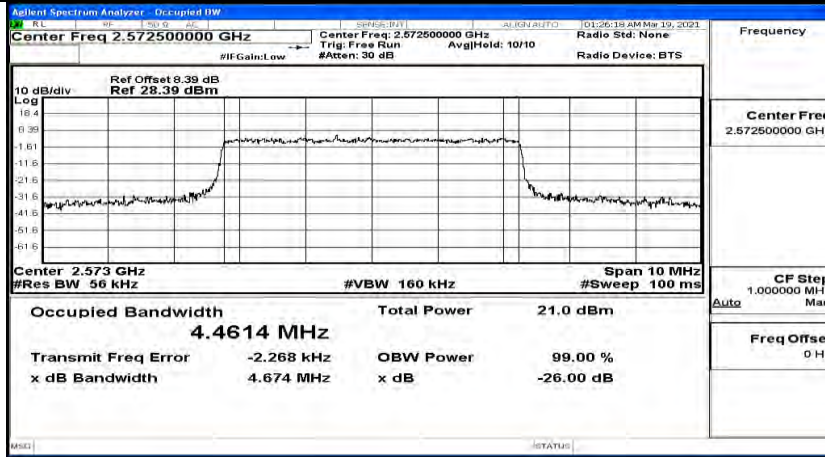
EBW & OBW Test Graph(s) (Channel Bandwidth: 5 MHz)_MCH_QPSK



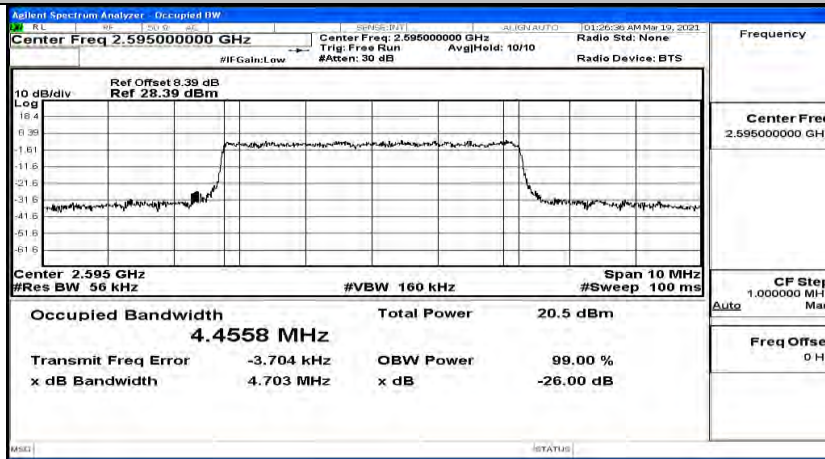
EBW & OBW Test Graph(s) (Channel Bandwidth: 5 MHz)_HCH_QPSK



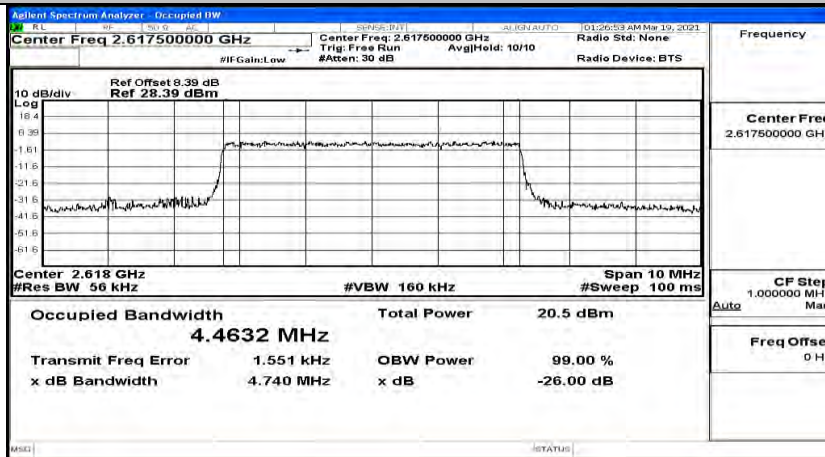
EBW & OBW Test Graph(s) (Channel Bandwidth: 5 MHz)_LCH_16QAM



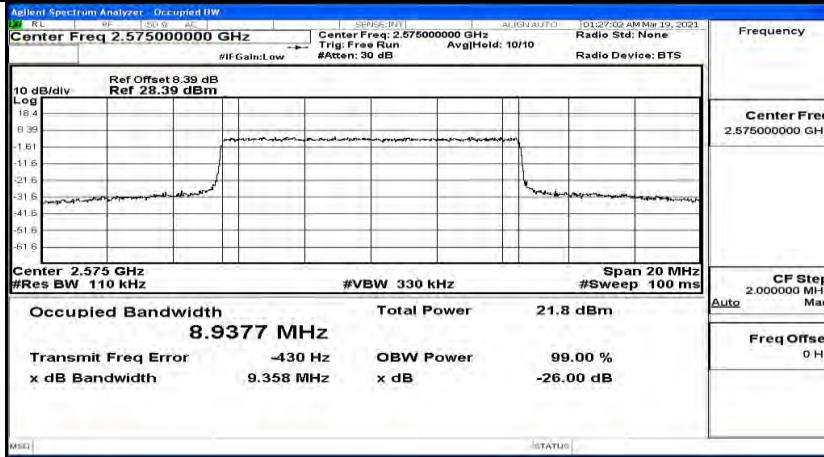
EBW & OBW Test Graph(s) (Channel Bandwidth: 5 MHz)_MCH_16QAM



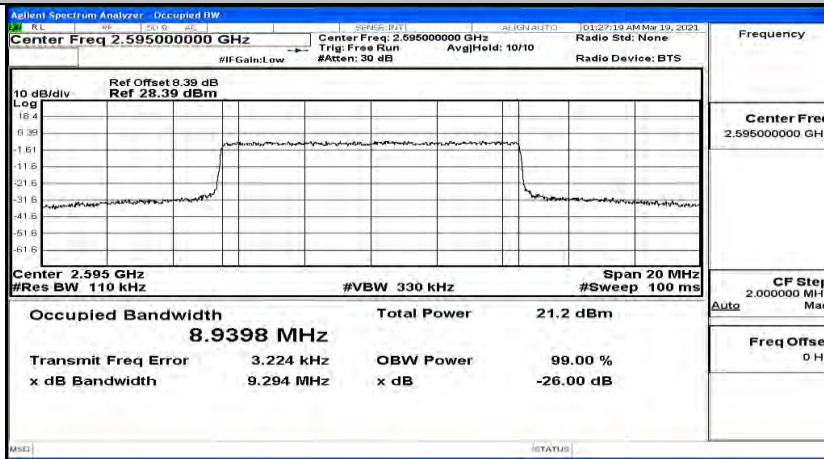
EBW & OBW Test Graph(s) (Channel Bandwidth: 5 MHz)_HCH_16QAM



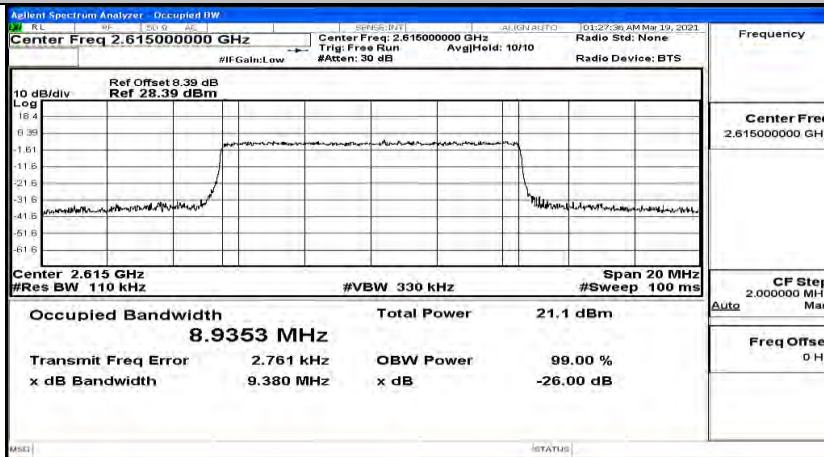
EBW & OBW Test Graph(s) (Channel Bandwidth: 10 MHz)_LCH_QPSK



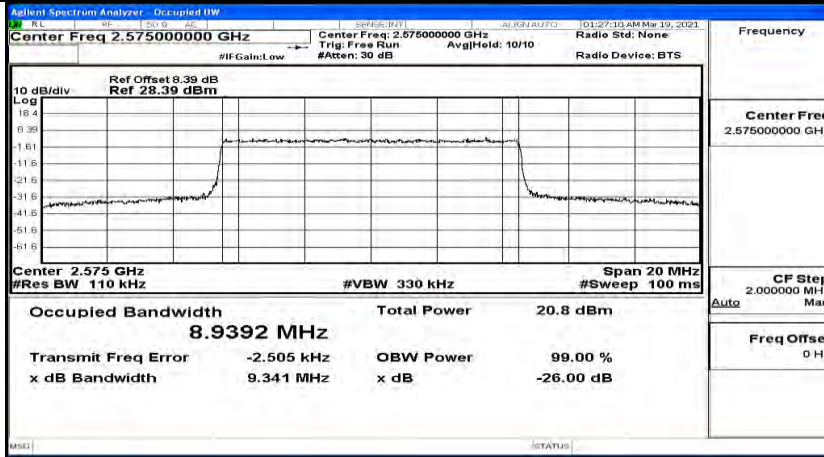
EBW & OBW Test Graph(s) (Channel Bandwidth: 10 MHz)_MCH_QPSK



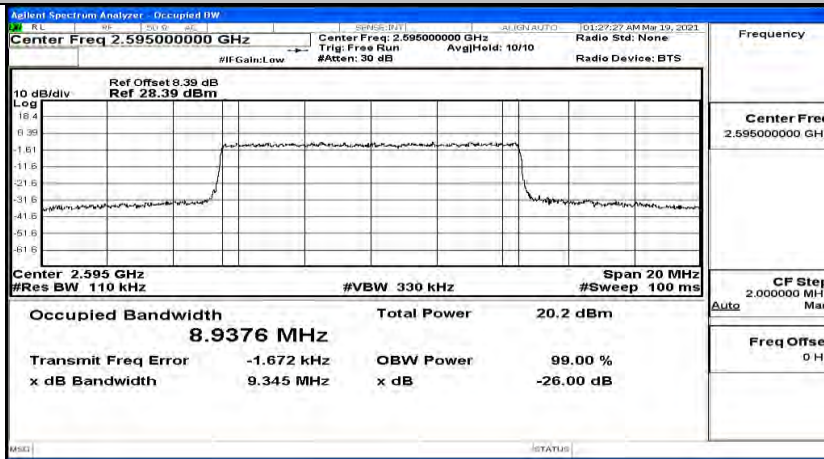
EBW & OBW Test Graph(s) (Channel Bandwidth: 10 MHz)_HCH_QPSK



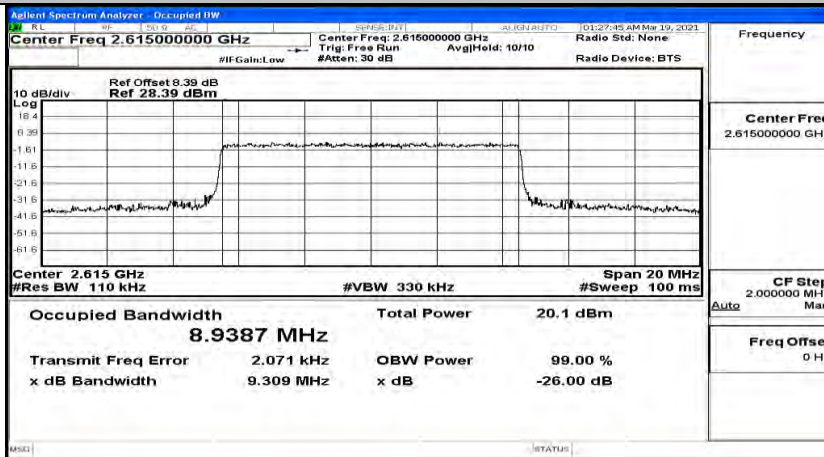
EBW & OBW Test Graph(s) (Channel Bandwidth: 10 MHz)_LCH_16QAM



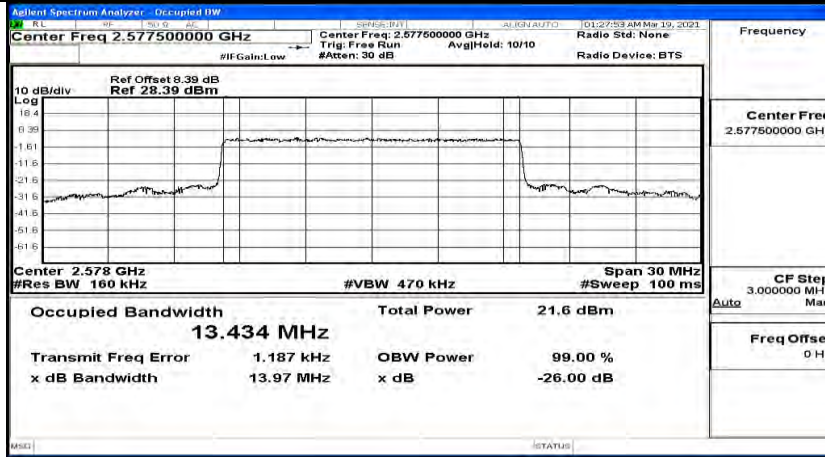
EBW & OBW Test Graph(s) (Channel Bandwidth: 10 MHz)_MCH_16QAM



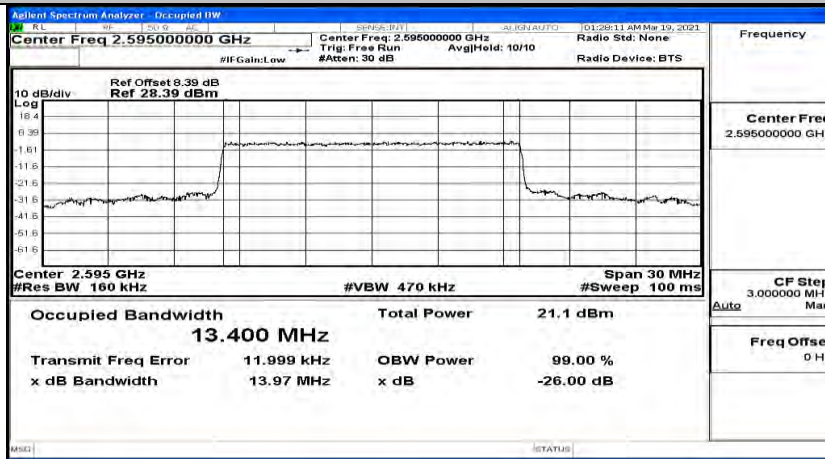
EBW & OBW Test Graph(s) (Channel Bandwidth: 10 MHz)_HCH_16QAM



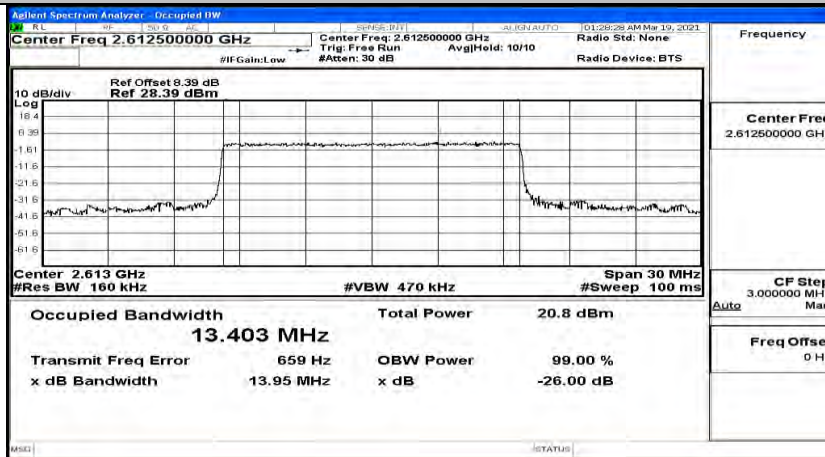
EBW & OBW Test Graph(s) (Channel Bandwidth:15 MHz)_LCH_QPSK



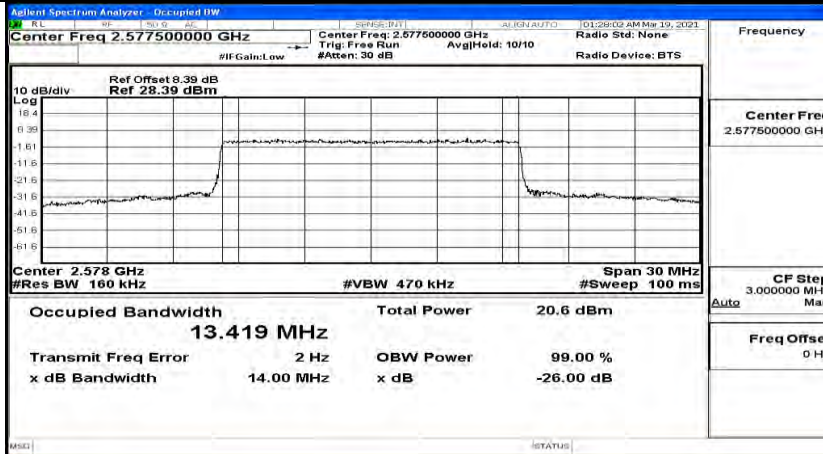
EBW & OBW Test Graph(s) (Channel Bandwidth:15 MHz)_MCH_QPSK



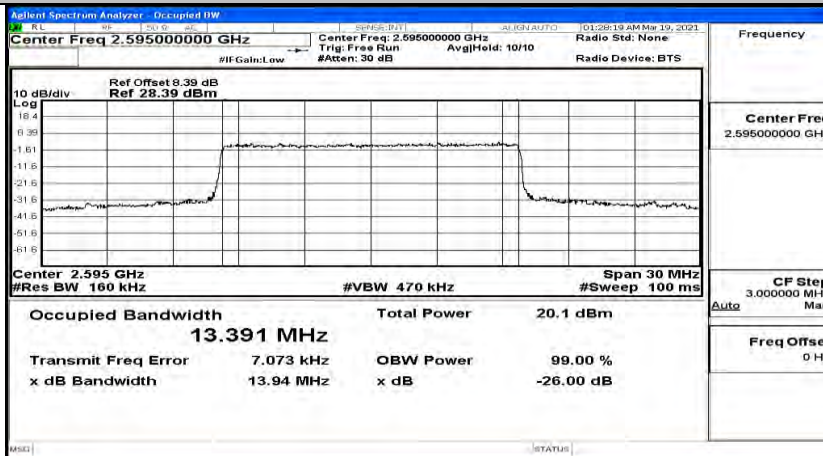
EBW & OBW Test Graph(s) (Channel Bandwidth:15 MHz)_HCH_QPSK



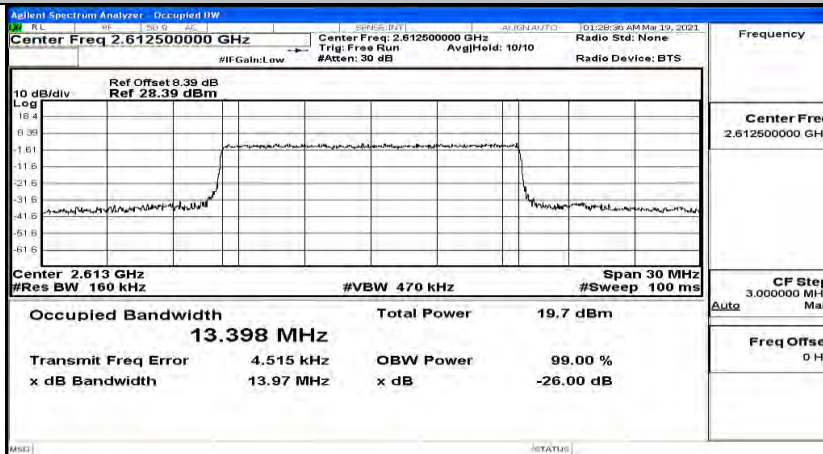
EBW & OBW Test Graph(s) (Channel Bandwidth:15 MHz)_LCH_16QAM



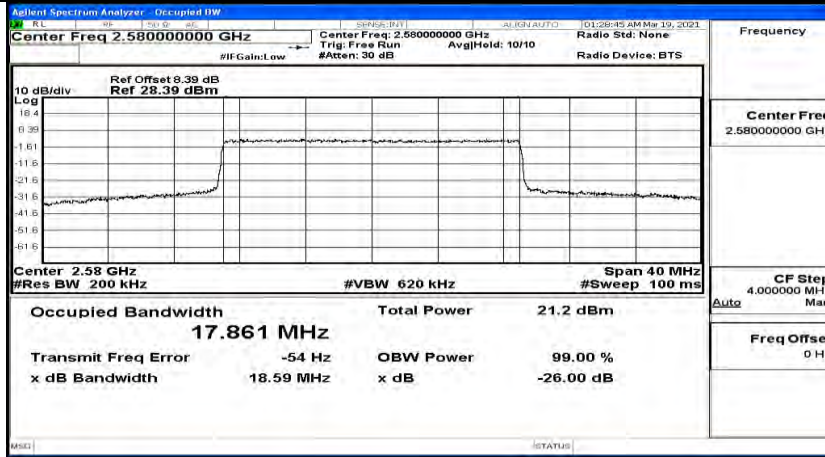
EBW & OBW Test Graph(s) (Channel Bandwidth:15 MHz)_MCH_16QAM



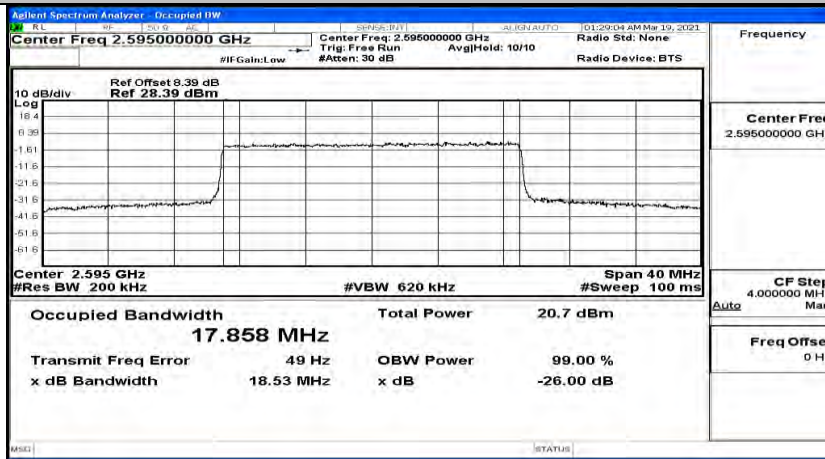
EBW & OBW Test Graph(s) (Channel Bandwidth:15 MHz)_HCH_16QAM



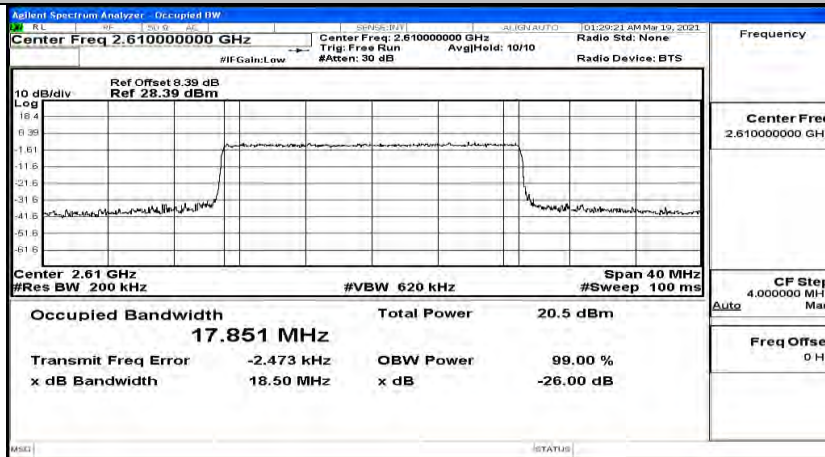
EBW & OBW Test Graph(s) (Channel Bandwidth:20 MHz)_LCH_QPSK



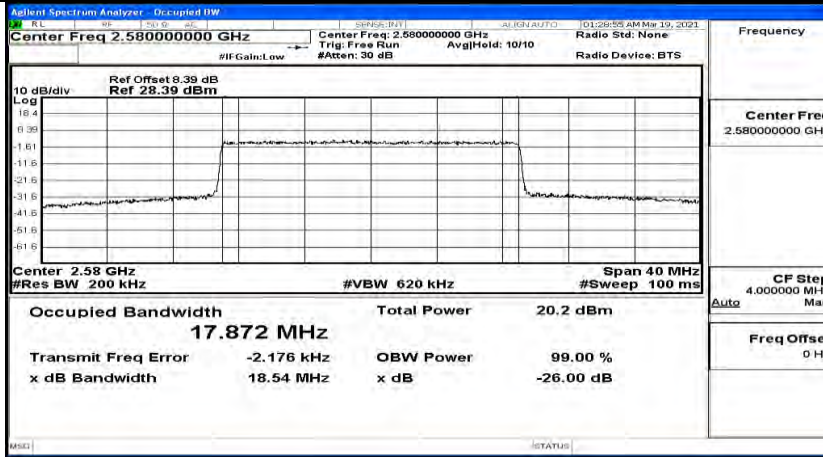
EBW & OBW Test Graph(s) (Channel Bandwidth:20 MHz)_MCH_QPSK



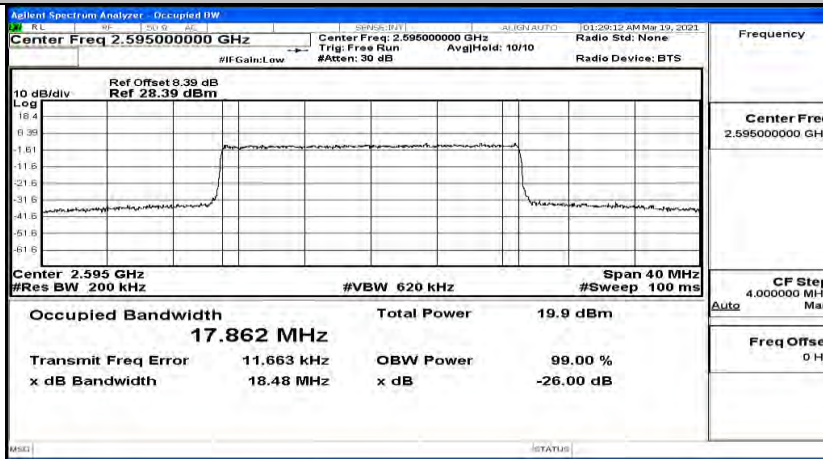
EBW & OBW Test Graph(s) (Channel Bandwidth:20 MHz)_HCH_QPSK



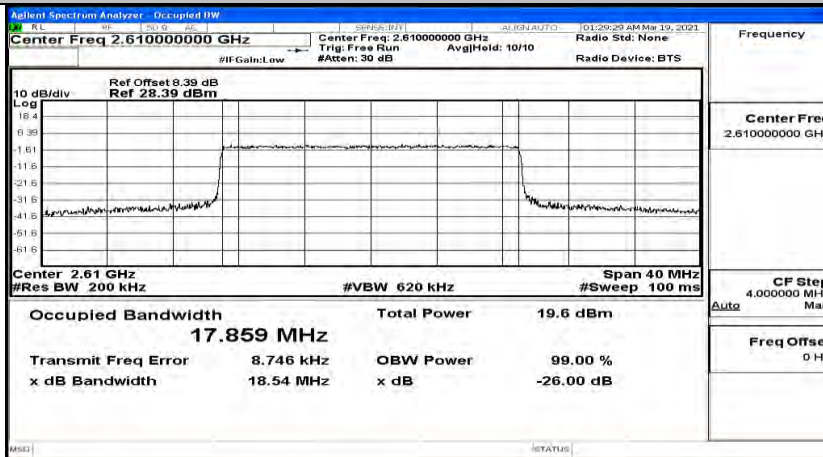
EBW & OBW Test Graph(s) (Channel Bandwidth:20 MHz)_LCH_16QAM



EBW & OBW Test Graph(s) (Channel Bandwidth:20 MHz)_MCH_16QAM

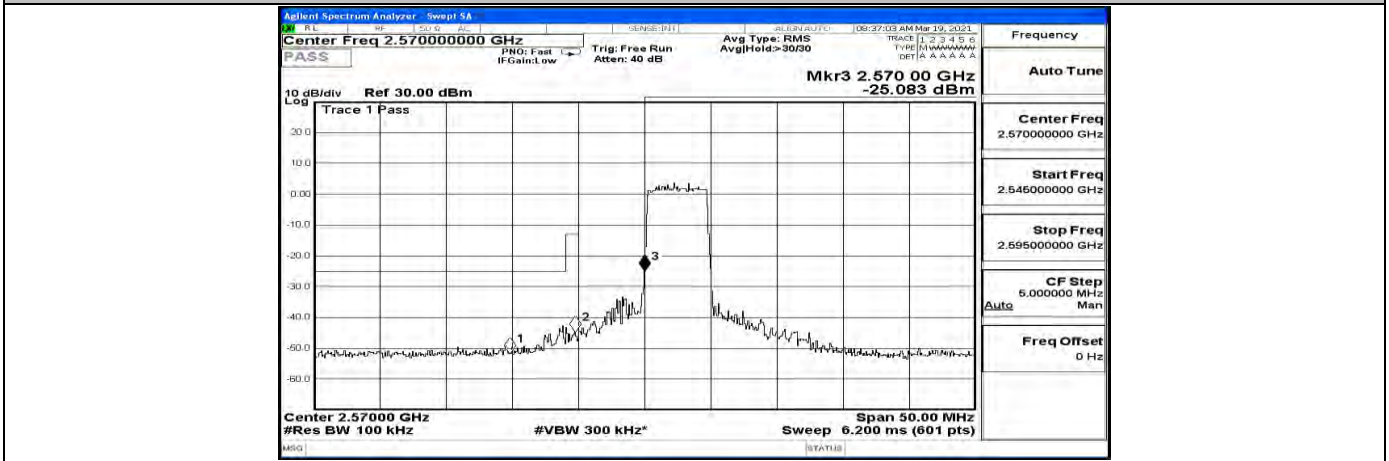


EBW & OBW Test Graph(s) (Channel Bandwidth:20 MHz)_HCH_16QAM

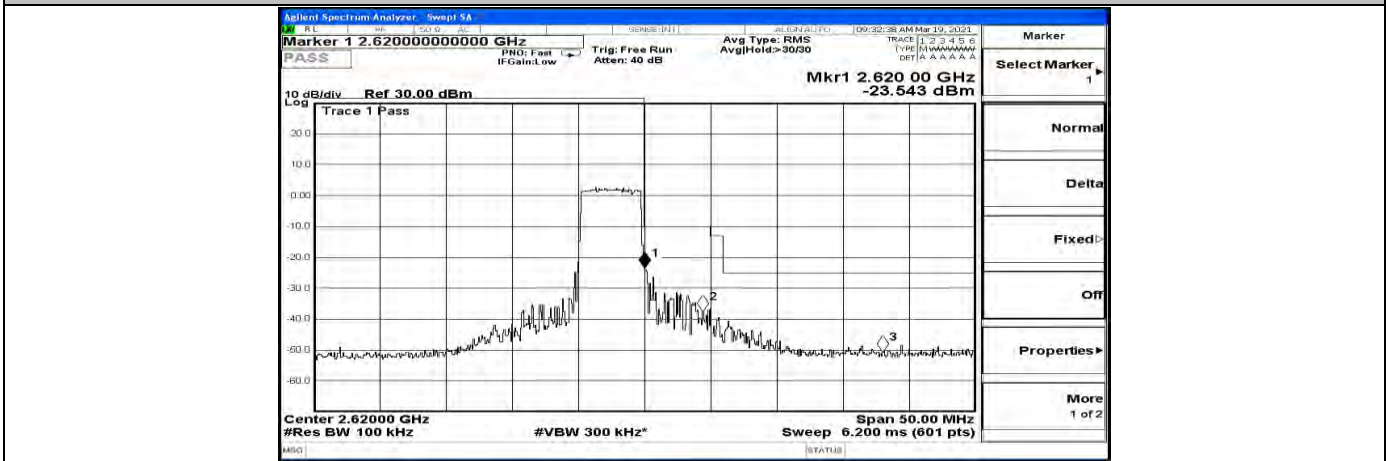


J.4 Band Edge

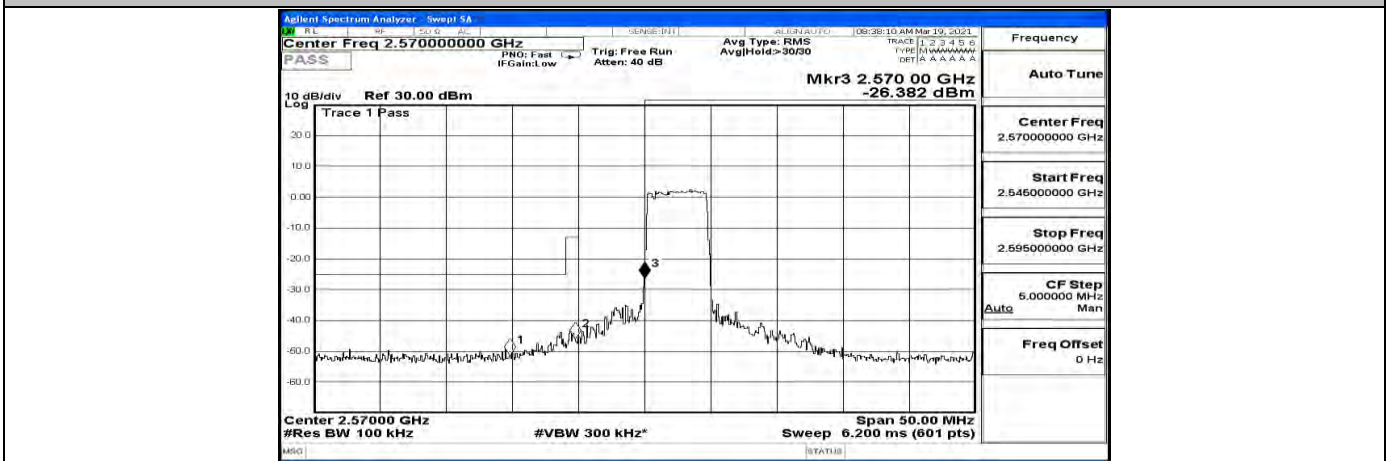
Band Edge Test Graph(s) (Channel Bandwidth: 5 MHz) LCH_QPSK



Band Edge Test Graph(s) (Channel Bandwidth: 5 MHz) HCH_QPSK



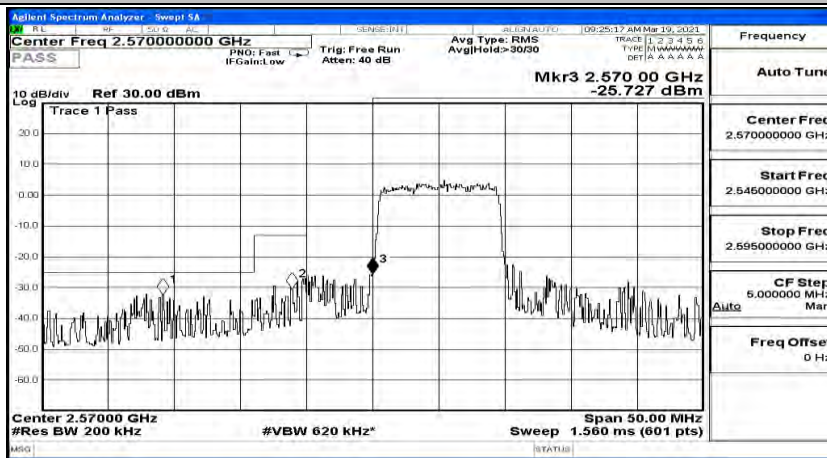
Band Edge Test Graph(s) (Channel Bandwidth: 5 MHz) LCH_16QAM



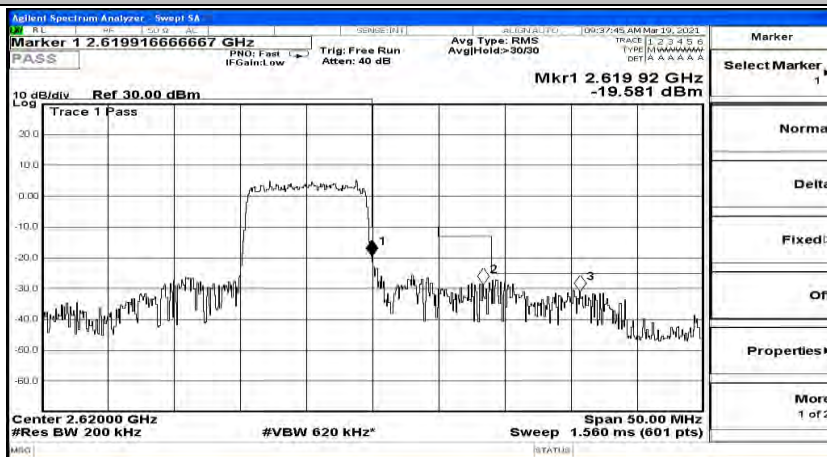
Band Edge Test Graph(s) (Channel Bandwidth: 5 MHz)_HCH_16QAM



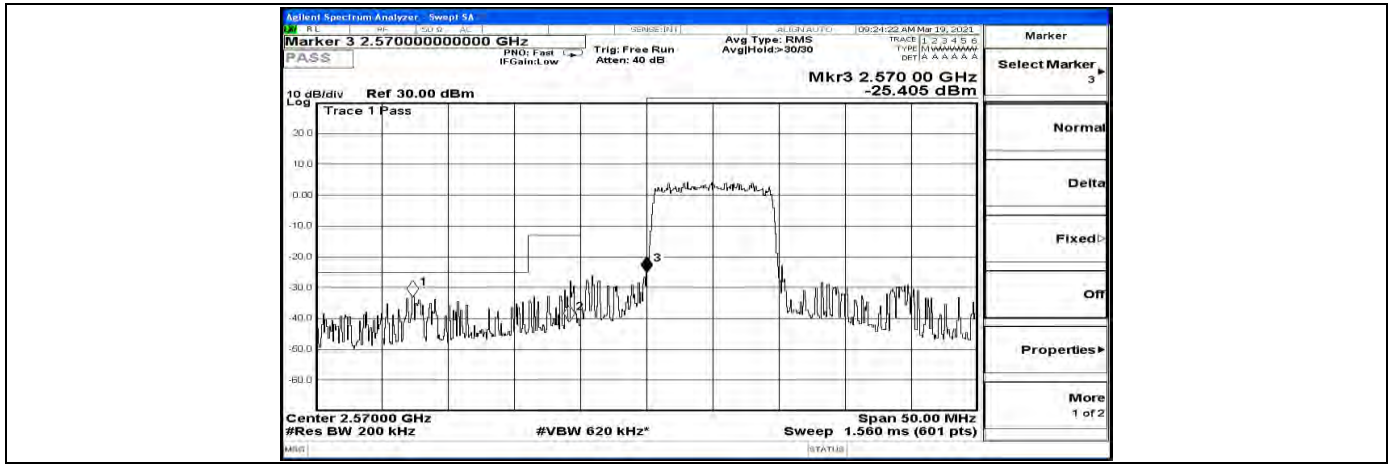
Band Edge Test Graph(s) (Channel Bandwidth: 10 MHz)_LCH_QPSK



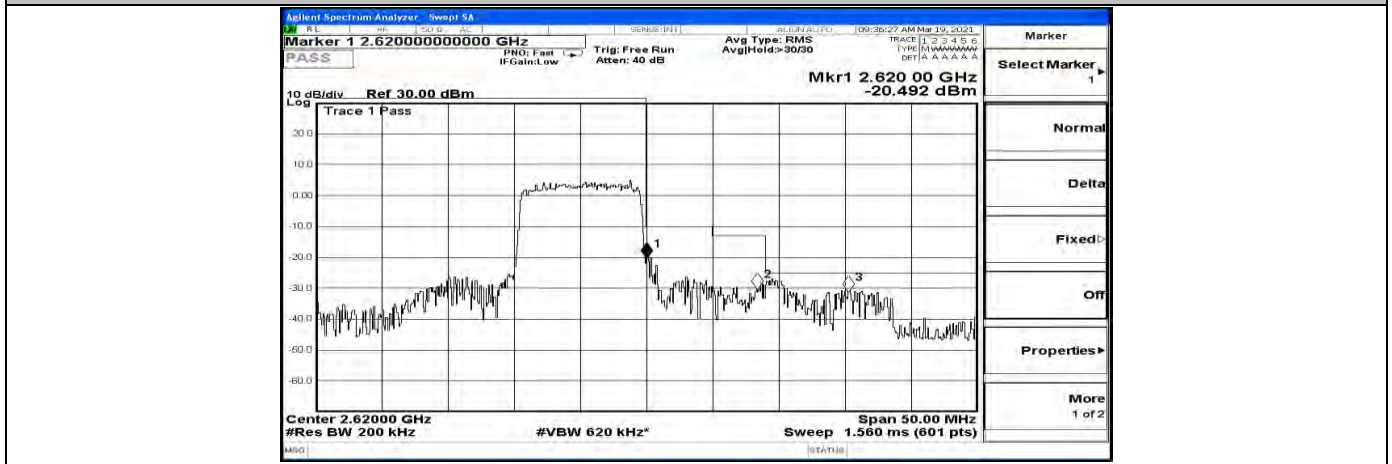
Band Edge Test Graph(s) (Channel Bandwidth: 10 MHz)_HCH_QPSK



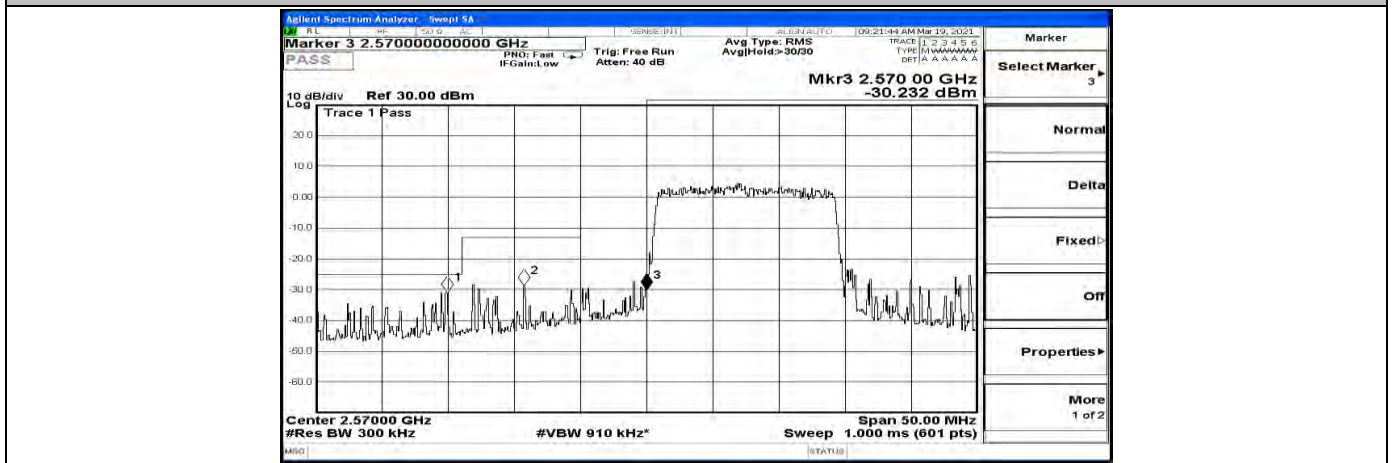
Band Edge Test Graph(s) (Channel Bandwidth: 10 MHz)_LCH_16QAM



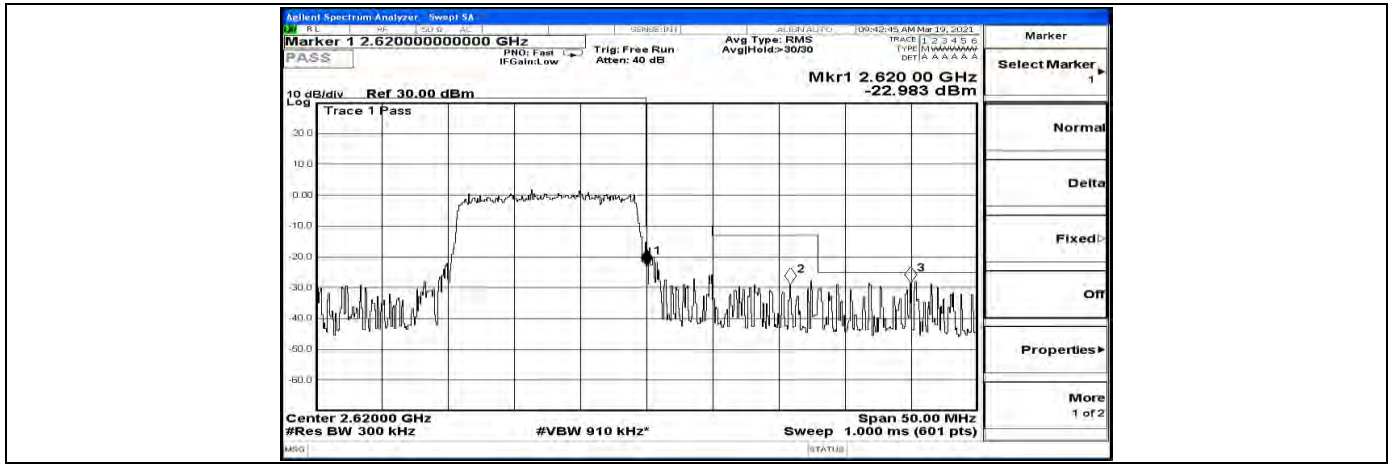
Band Edge Test Graph(s) (Channel Bandwidth: 10 MHz)_HCH_16QAM



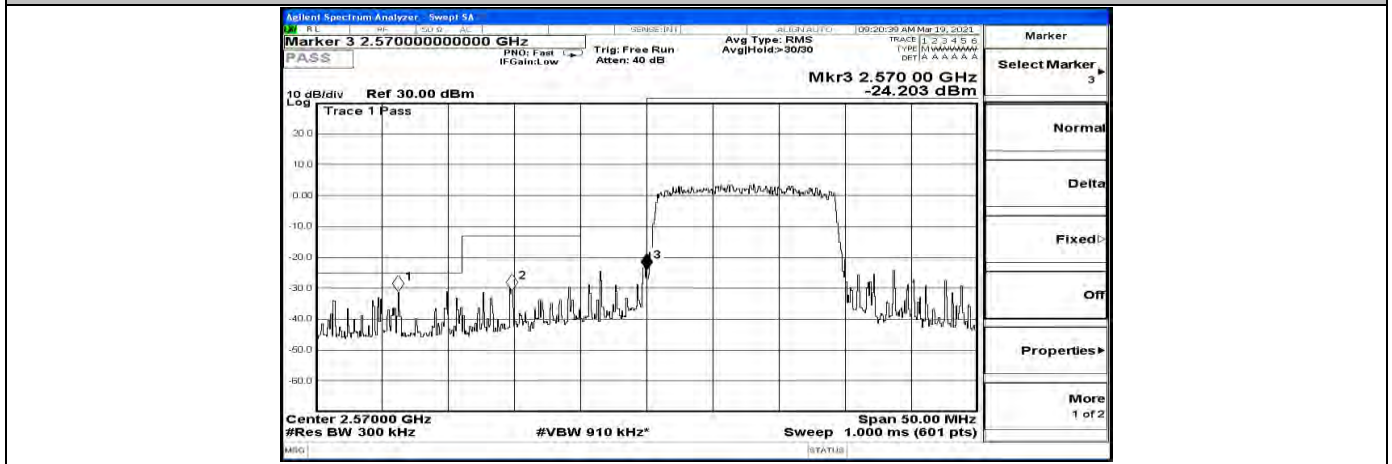
Band Edge Test Graph(s) (Channel Bandwidth:15 MHz)_LCH_QPSK



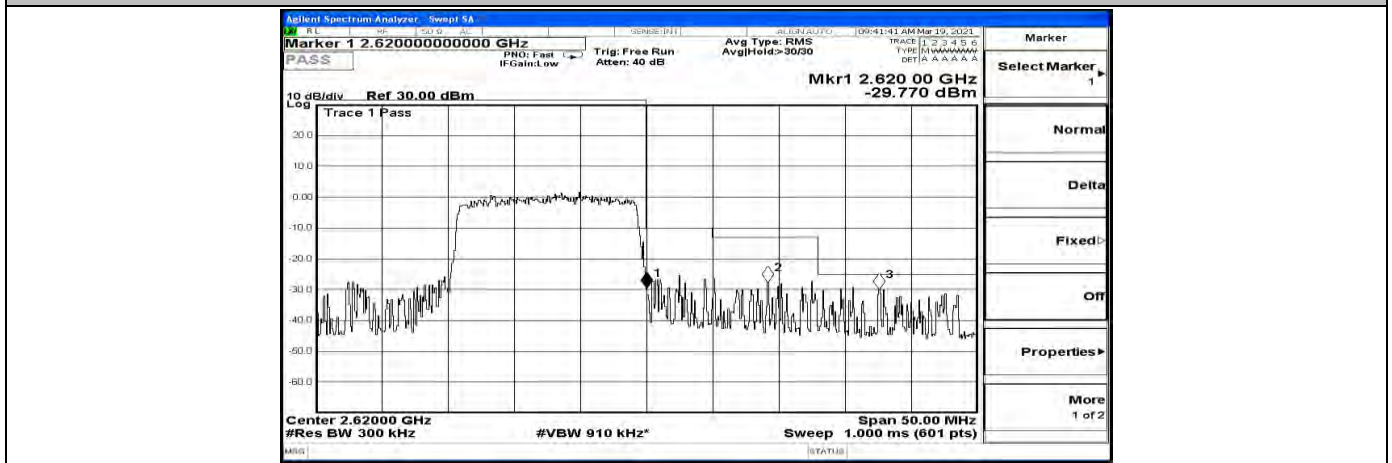
Band Edge Test Graph(s) (Channel Bandwidth:15 MHz)_HCH_QPSK



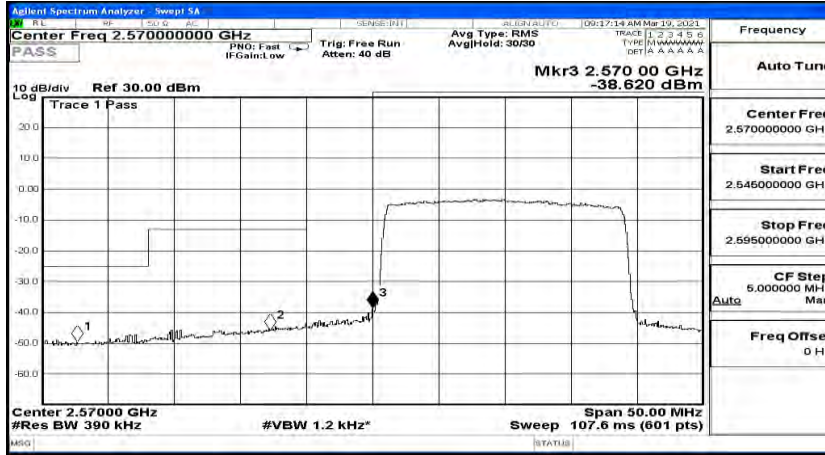
Band Edge Test Graph(s) (Channel Bandwidth:15 MHz)_LCH_16QAM



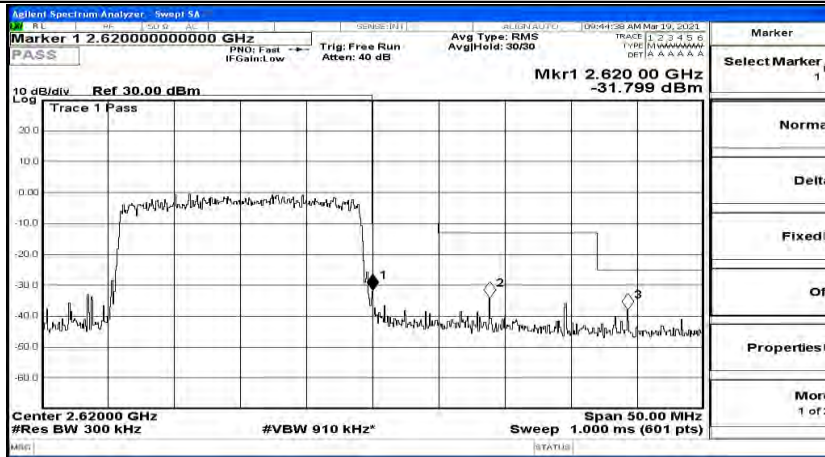
Band Edge Test Graph(s) (Channel Bandwidth:15 MHz)_HCH_16QAM



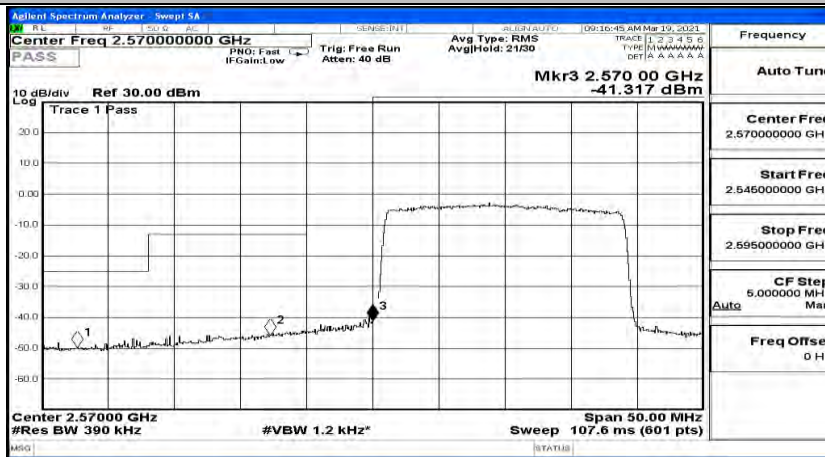
Band Edge Test Graph(s) (Channel Bandwidth:20 MHz) LCH_QPSK



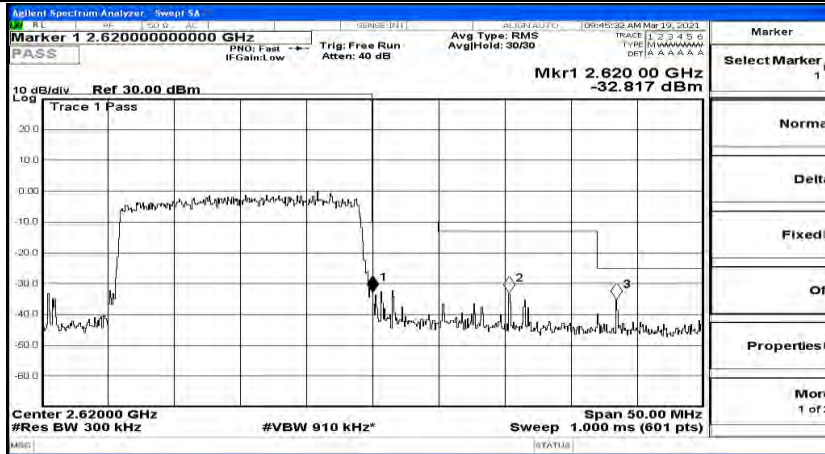
Band Edge Test Graph(s) (Channel Bandwidth:20 MHz) HCH_QPSK



Band Edge Test Graph(s) (Channel Bandwidth:20 MHz) LCH_16QAM

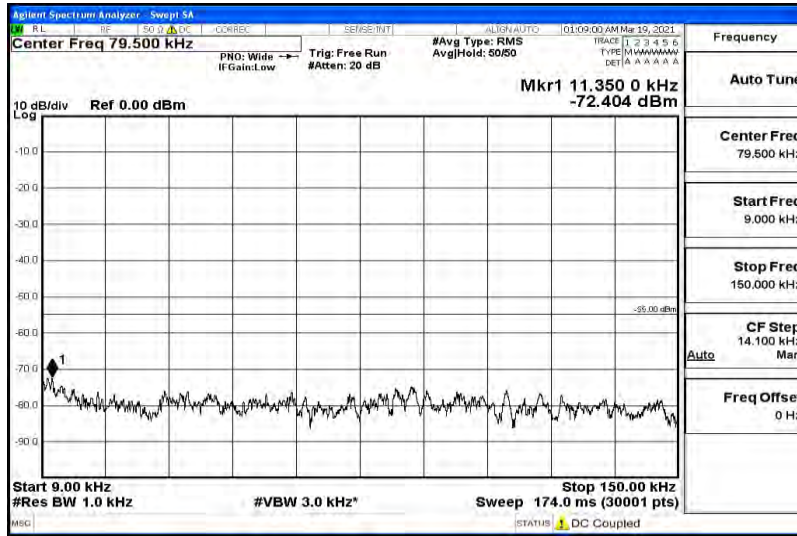


Band Edge Test Graph(s) (Channel Bandwidth:20 MHz)_HCH_16QAM

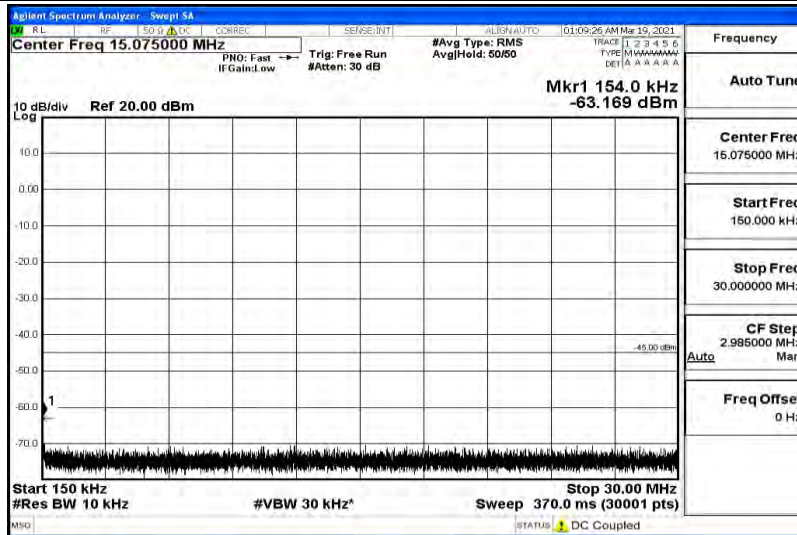


J.5 Conducted Spurious Emission

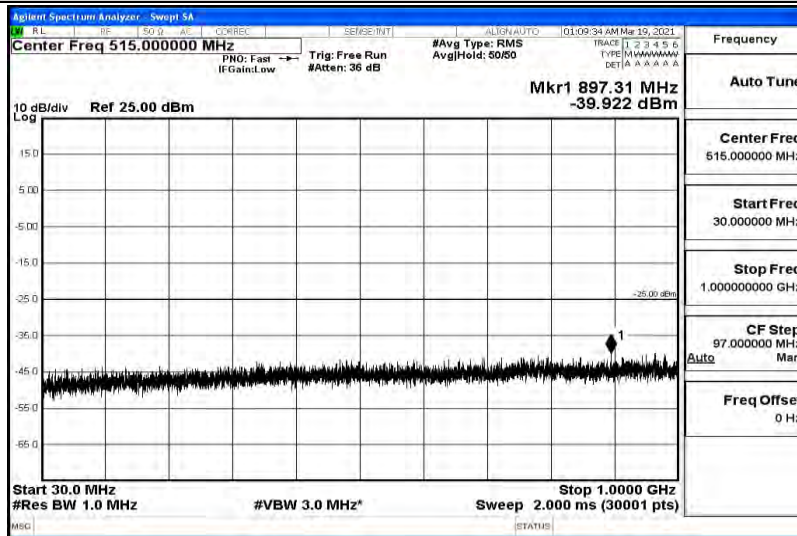
5MHz-QPSK-L-1RB#0-Range1:0.009~0.15MHz



5MHz-QPSK-L-1RB#0-Range2:0.15~30MHz



5MHz-QPSK-L-1RB#0-Range3:30~1000MHz



5MHz-QPSK-L-1RB#0-Range4:1000~5000MHz



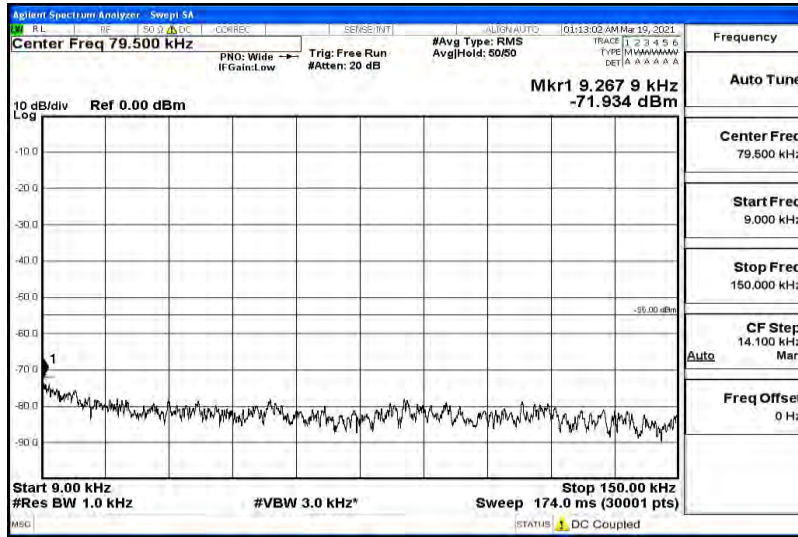
5MHz-QPSK--1RB#0-Range5:5000~12000MHz



5MHz-QPSK-L-1RB#0-Range6:12000~26500MHz



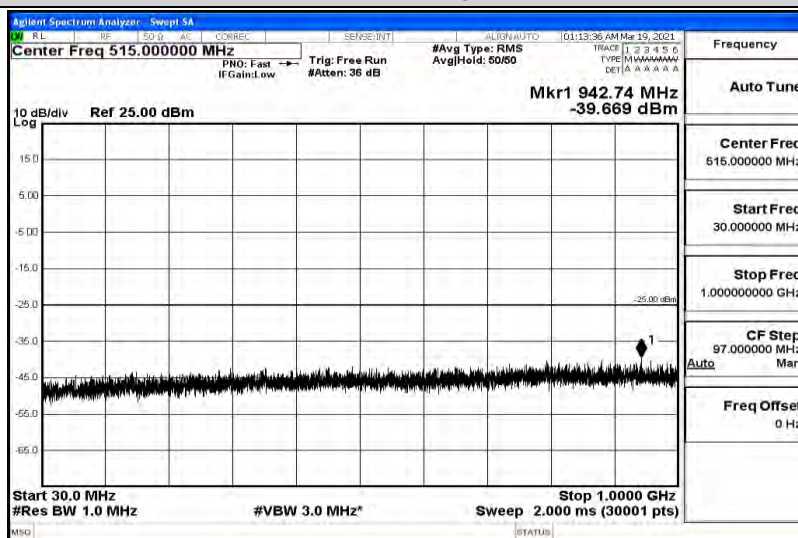
5MHz-QPSK-M-1RB#0-Range1:0.009~0.15MHz



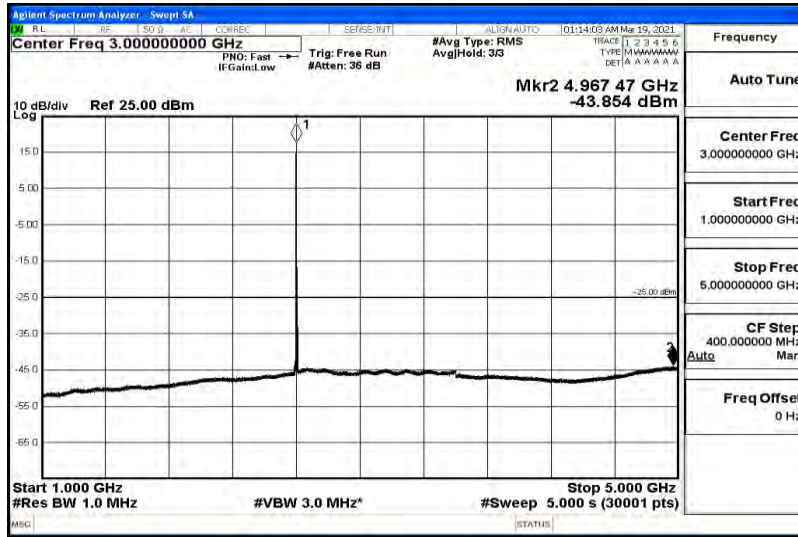
5MHz-QPSK-M-1RB#0-Range2:0.15~30MHz



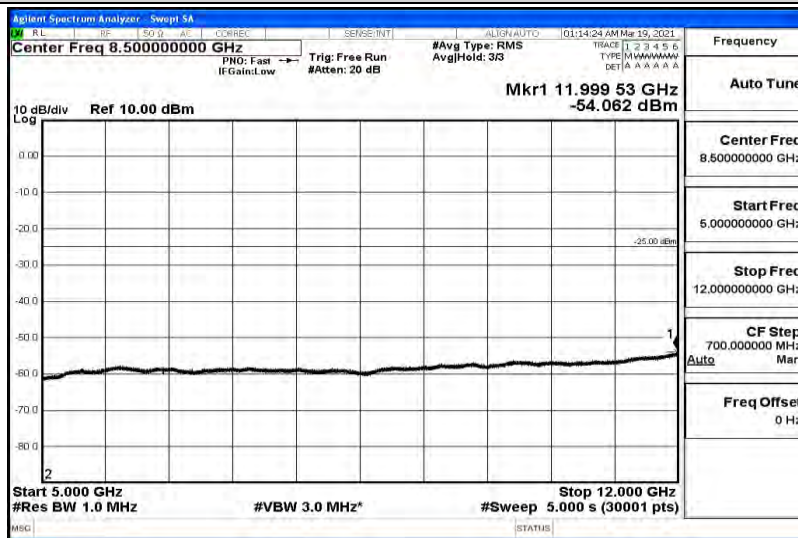
5MHz-QPSK-M-1RB#0-Range3:30~100MHz



5MHz-QPSK-M-1RB#0-Range4:1000~5000MHz



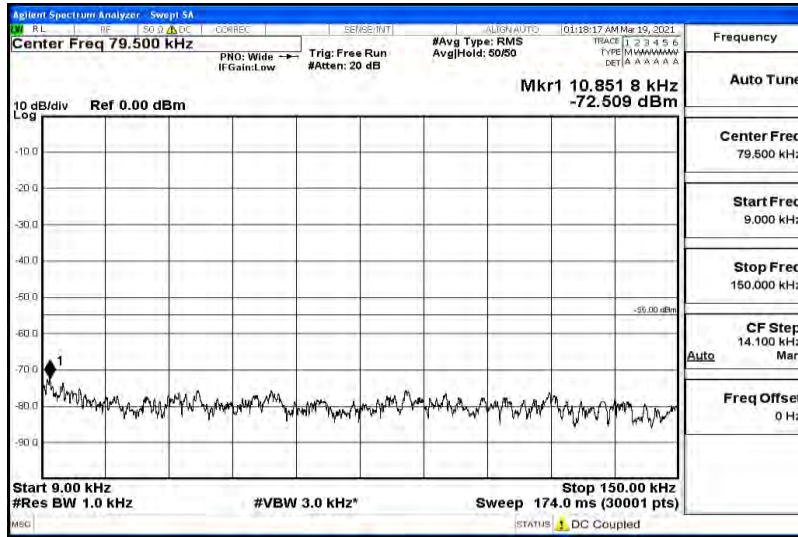
5MHz-QPSK-M-1RB#0-Range5:5000~12000MHz



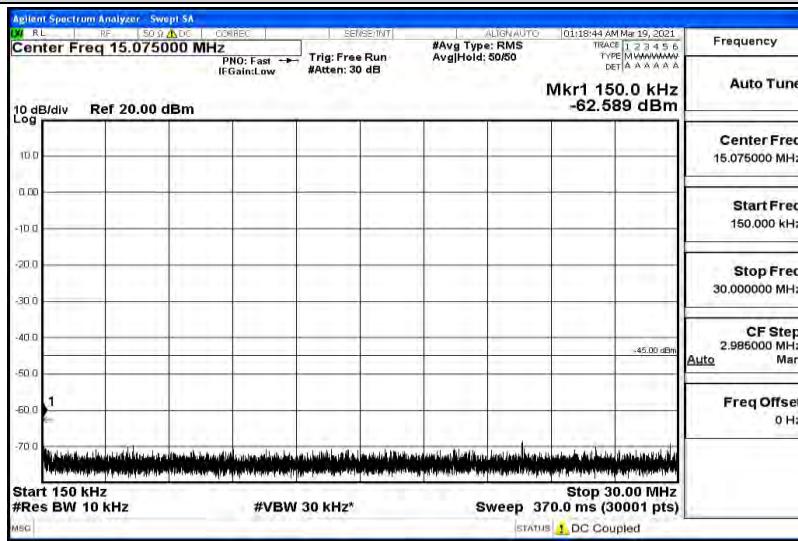
5MHz-QPSK-M-1RB#0-Range6:12000~26500MHz



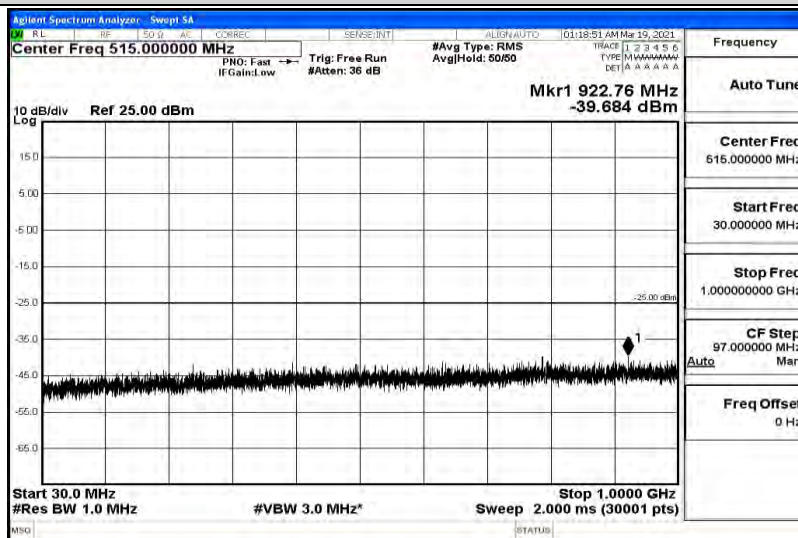
5MHz-QPSK-H-1RB#0-Range1:0.009~0.15MHz



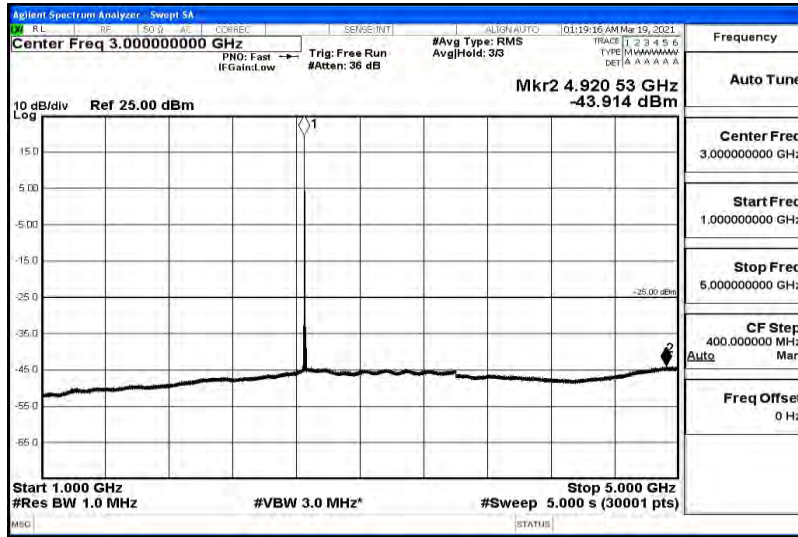
5MHz-QPSK-H-1RB#0-Range2:0.15~30MHz



5MHz-QPSK-H-1RB#0-Range3:30~100MHz



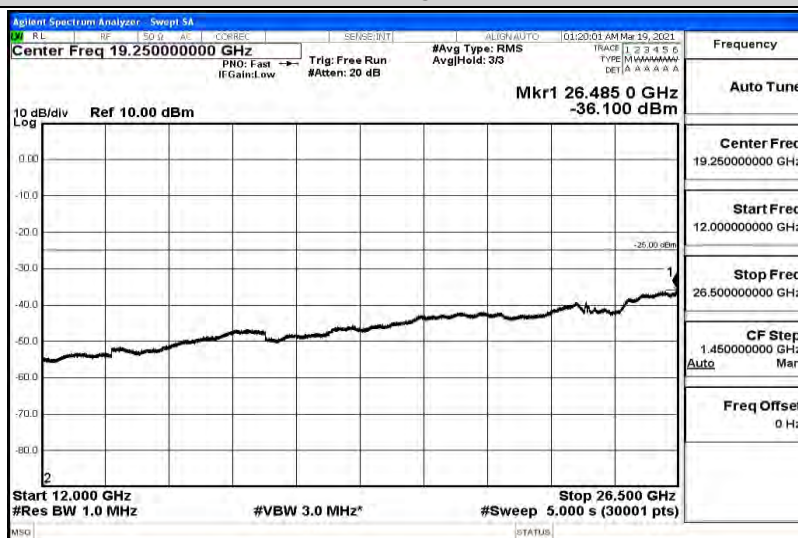
5MHz-QPSK-H-1RB#0-Range4:1000~5000MHz



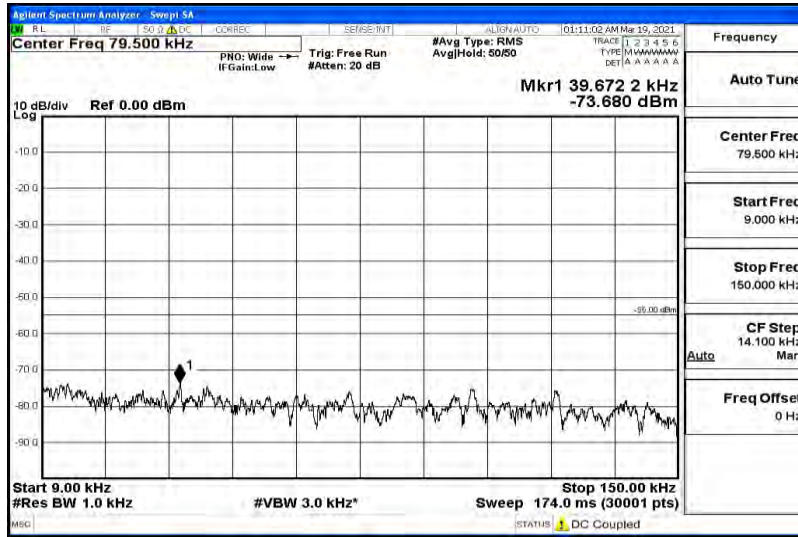
5MHz-QPSK-H-1RB#0-Range5:5000~12000MHz



5MHz-QPSK--1RB#0-Range6:12000~26500MHz



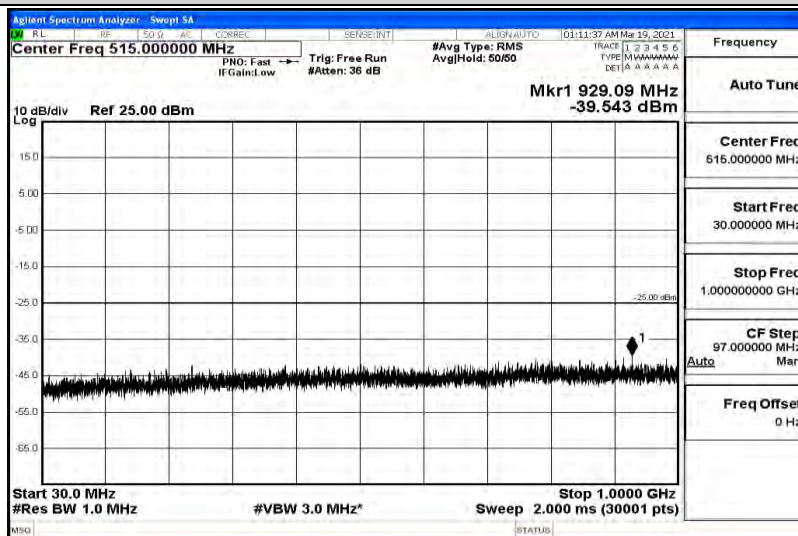
5MHz-16QAM-L-1RB#0-Range1:0.009~0.15MHz



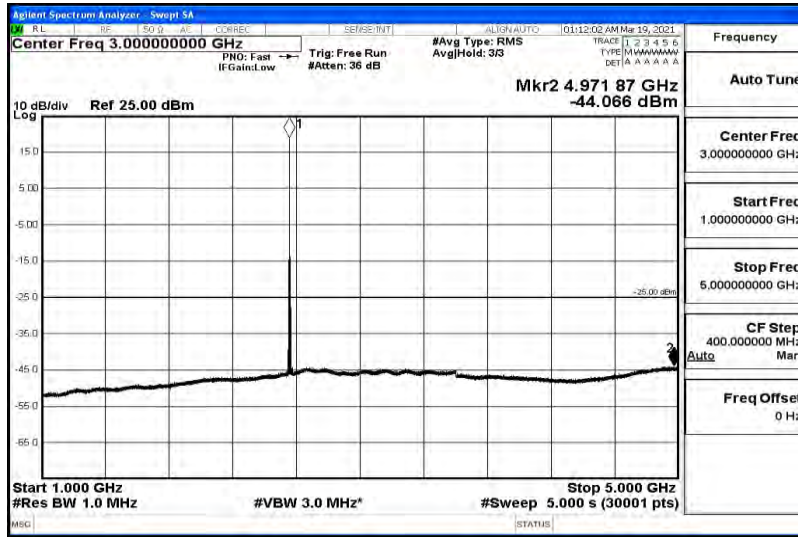
5MHz-16QAM-L-1RB#0-Range2:0.15~30MHz



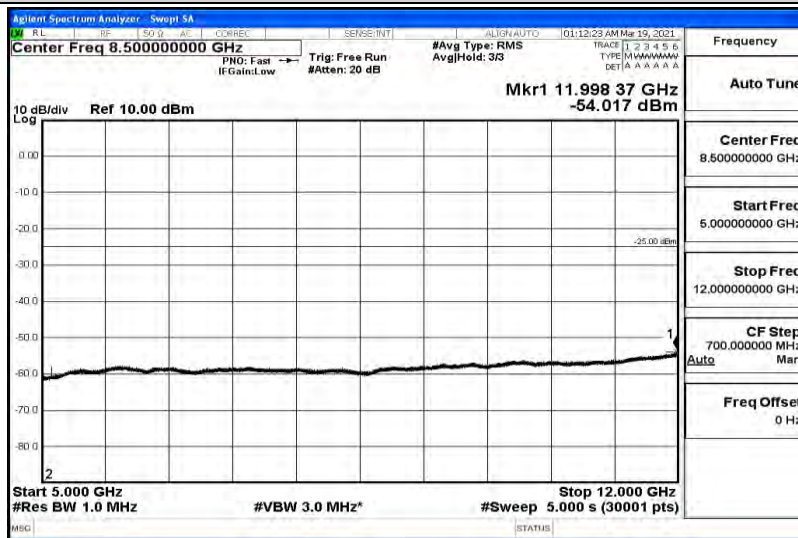
5MHz-16QAM-L-1RB#0-Range3:30~1000MHz



5MHz-16QAM-L-1RB#0-Range4:1000~5000MHz



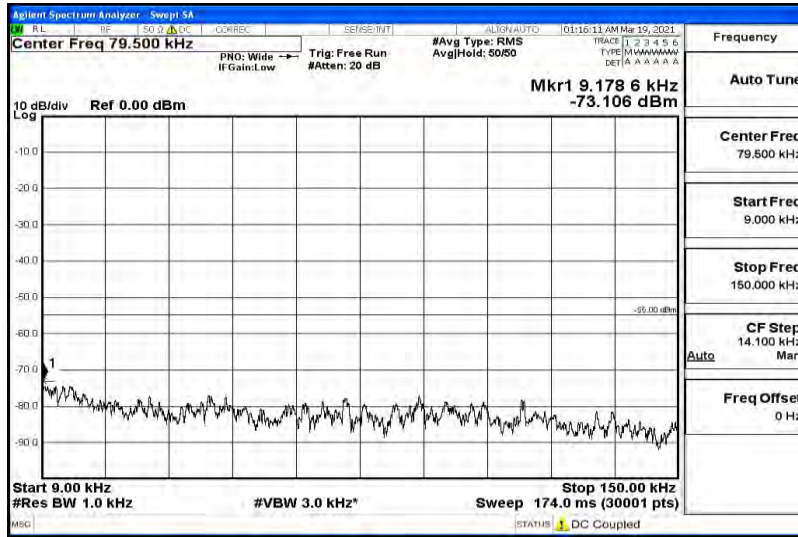
5MHz-16QAM-L-1RB#0-Range5:5000~12000MHz



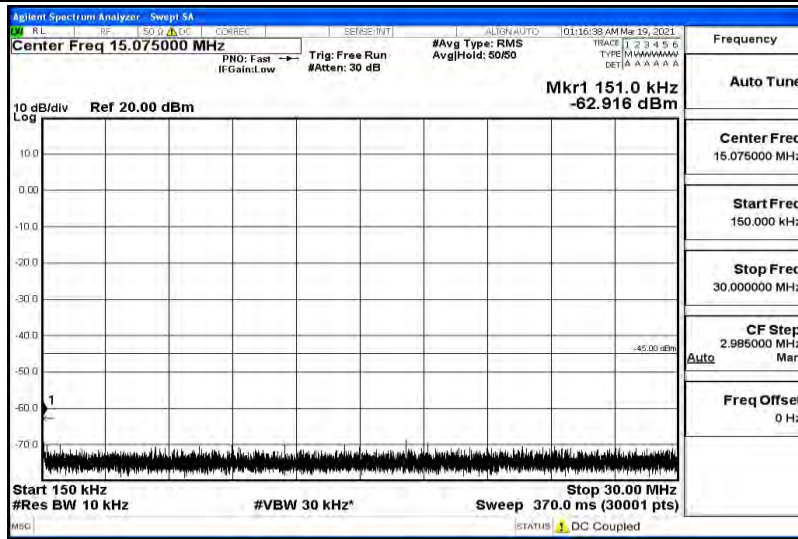
5MHz-16QAM-L-1RB#0-Range6:12000~26500MHz



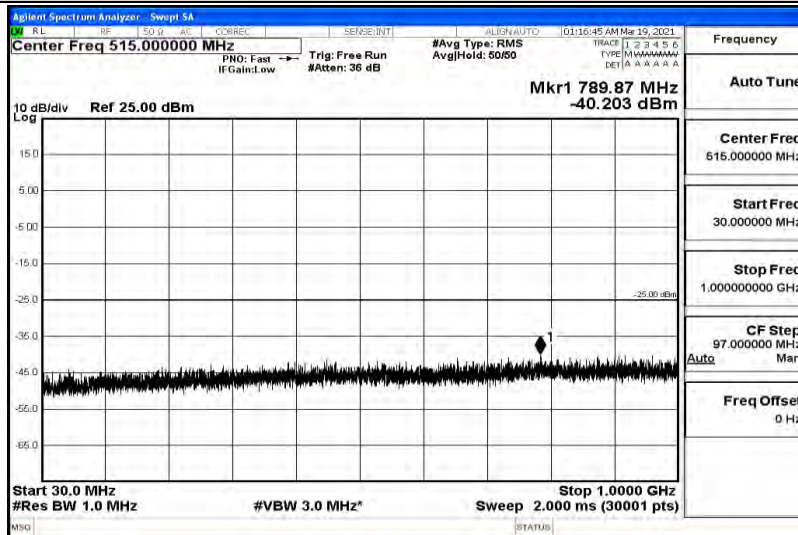
5MHz-16QAM-M-1RB#0-Range1:0.009~0.15MHz



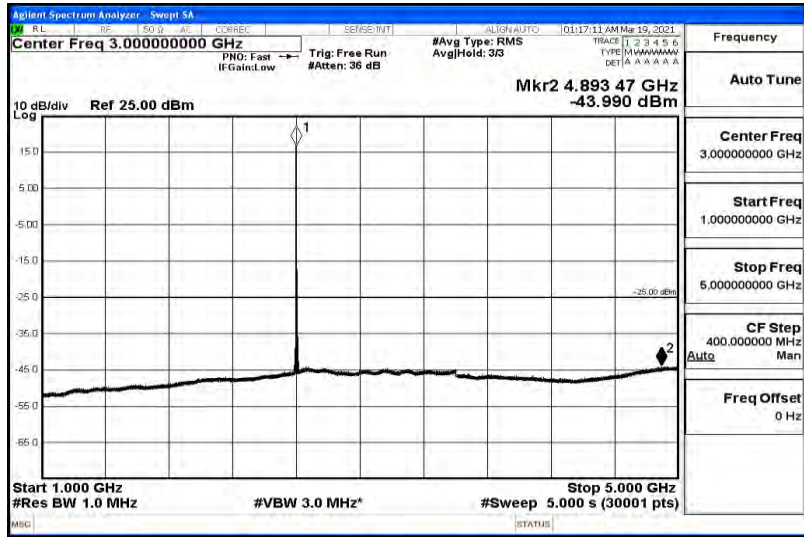
5MHz-16QAM-M-1RB#0-Range2:0.15~30MHz



5MHz-16QAM-M-1RB#0-Range3:30~100MHz



5MHz-16QAM-M-1RB#0-Range4:1000~5000MHz



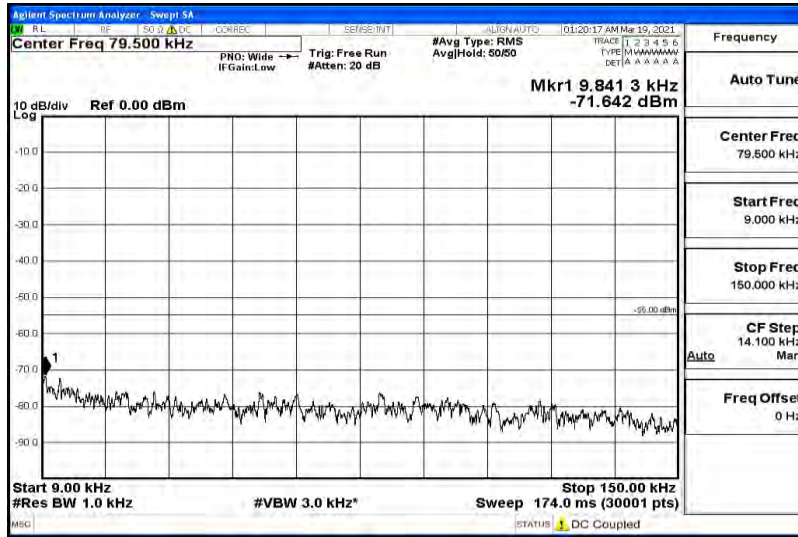
5MHz-16QAM-M-1RB#0-Range5:5000~12000MHz



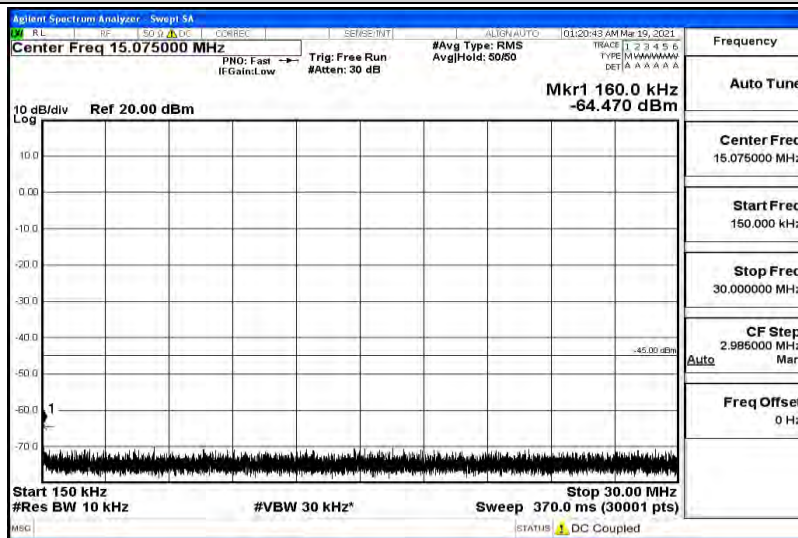
5MHz-16QAM-M-1RB#0-Range6:12000~26500MHz



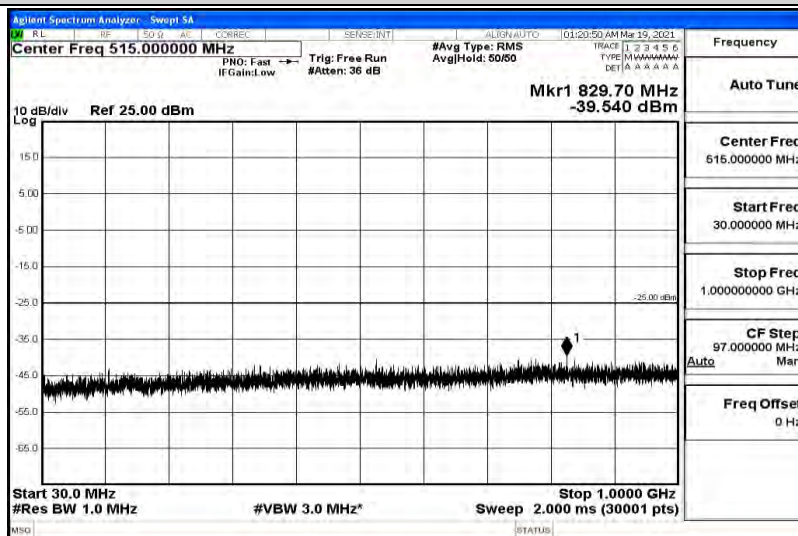
5MHz-16QAM-H-1RB#0-Range1:0.009~0.15MHz



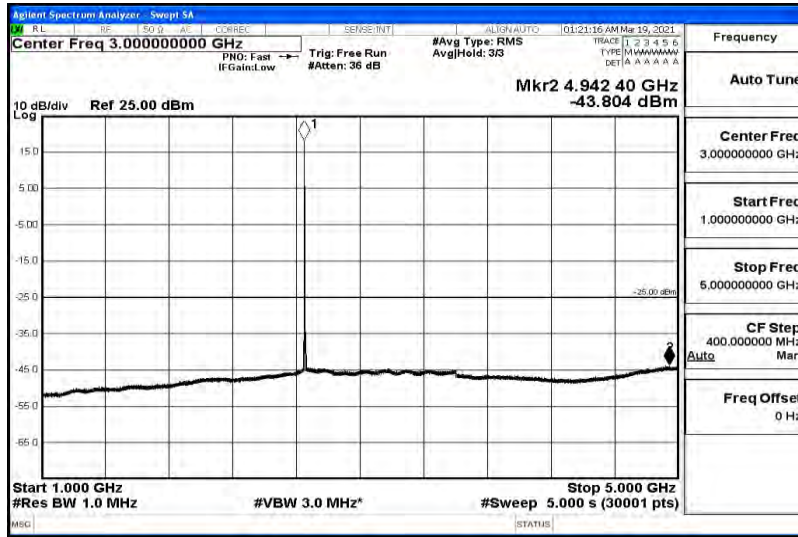
5MHz-16QAM-H-1RB#0-Range2:0.15~30MHz



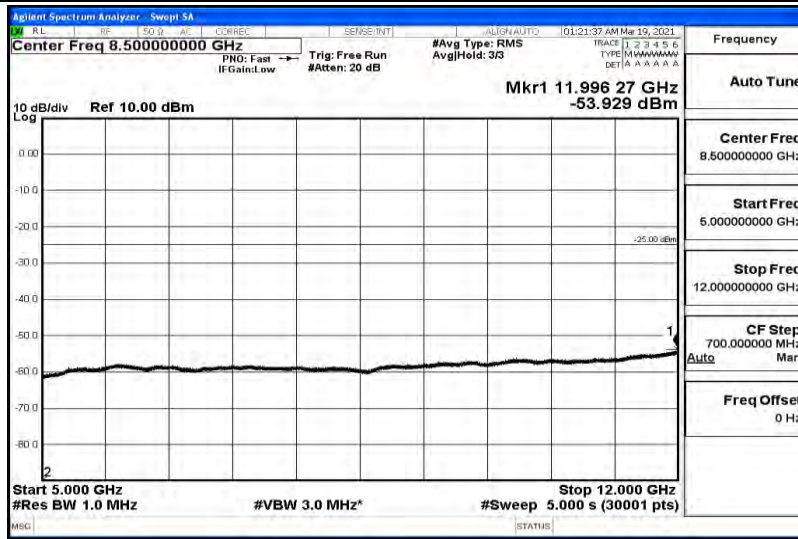
5MHz-16QAM-H-1RB#0-Range3:30~1000MHz



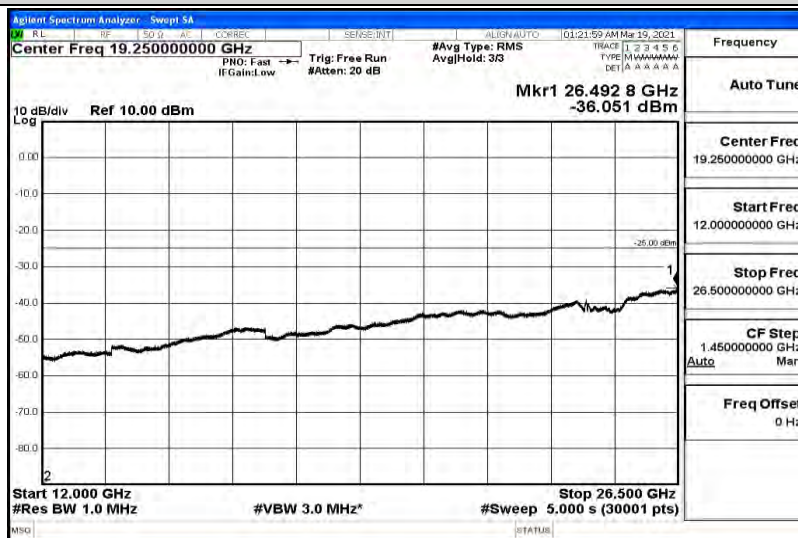
5MHz-16QAM-H-1RB#0-Range4:1000~5000MHz



5MHz-16QAM-H-1RB#0-Range5:5000~12000MHz



5MHz-16QAM-H-1RB#0-Range6:12000~26500MHz



10MHz-QPSK-L-1RB#0-Range1:0.009~0.15MHz