

Antenna Specification

Specifications Summary

| ITEM | SPEC. | |
|----------------------|----------------------------------|----------------------------------|
| Model Name | ISM 2.4 GHz | |
| Center Frequency | 2.402GHz 2.440GHz 2.480GHz | 2.39 dBi 2.26 dBi 2.41 dBi |
| MAX. GAIN | 2.41 dBi | |
| Polarization | Horizontal | |
| Azimuth Beam Pattern | Omni-directional | |
| Impedance | 50 Ω | |
| Antenna Length | 41 mm | |

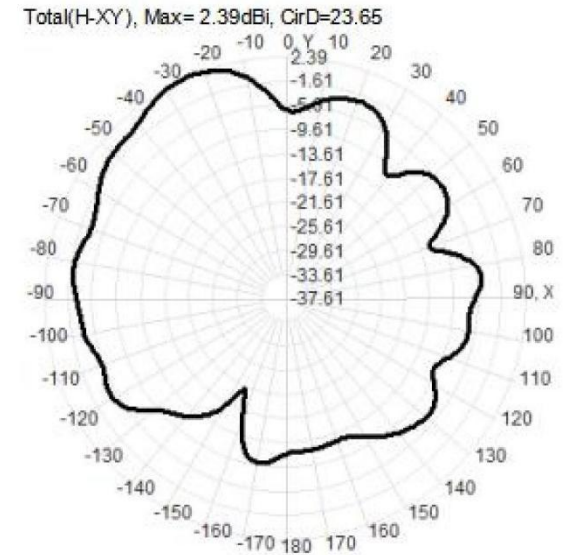
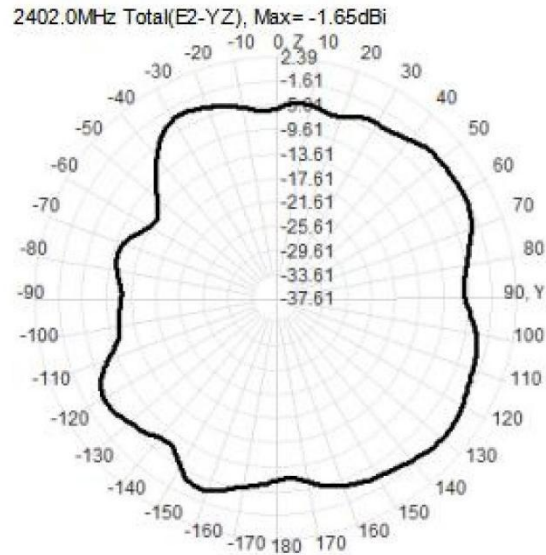
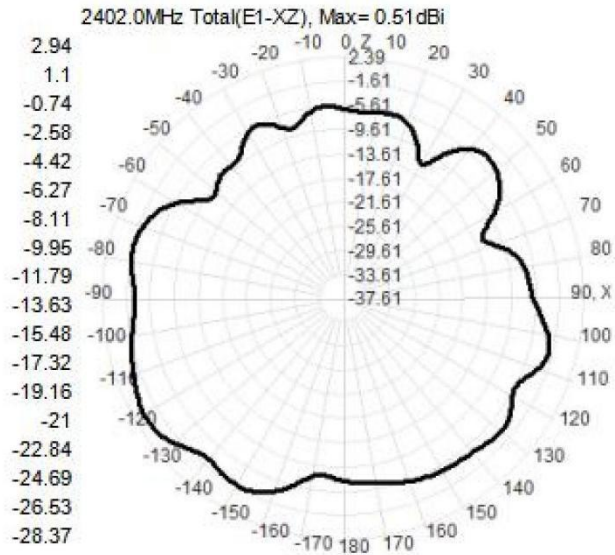
Antenna Photo & Length



The antenna manufacturer company: ShenZhen Smart Technology Co.,Ltd

Address:Building 1, Zhuguang Innovation Technology Park,
Nanshan District, Shenzhen, Guangdong Province

Radiation pattern: Antenna 1 . XZ Plane at f= 2.402GHz



Co-cross polarization field (dBi)

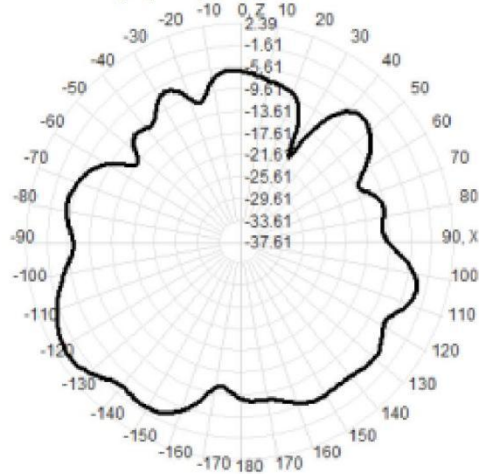
Total field (dBi)

Solid line: vertical polarization

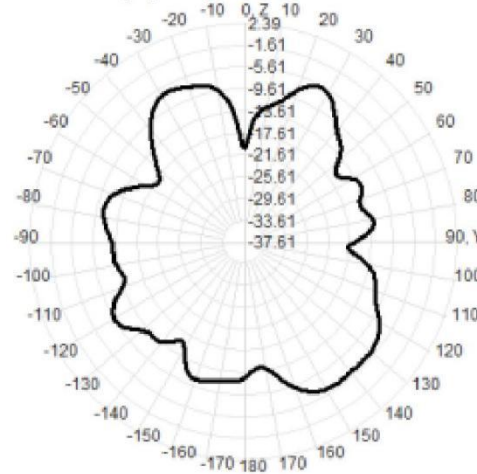
Dash line: horizontal polarization

Radiation pattern: Antenna 1 . XZ Plane at f= 2 .402GHz

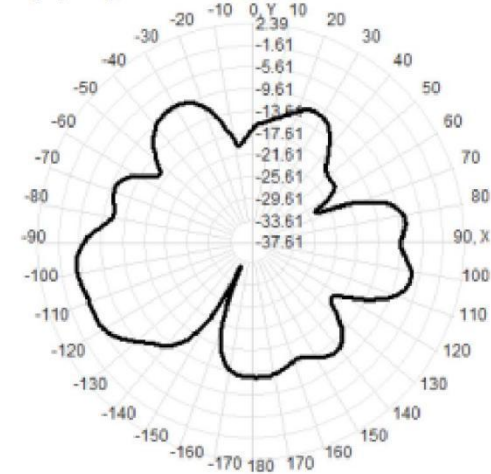
2402.0MHz Hpol(E1-XZ), Max= 0.43dBi



2402.0MHz Hpol(E2-YZ), Max= -5.93dBi



Hpol(H-XY), Max= -4.72dBi, CirD=28.07



Co-cross polarization field (dBi)

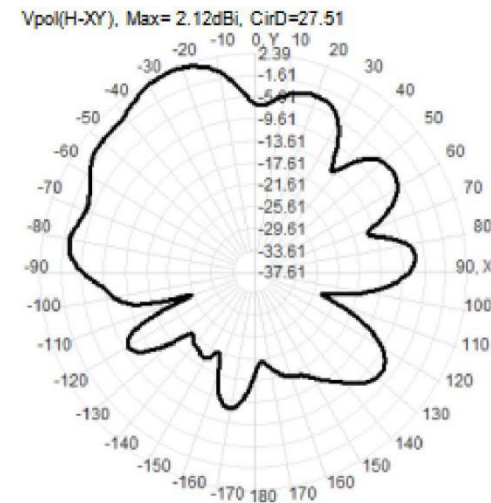
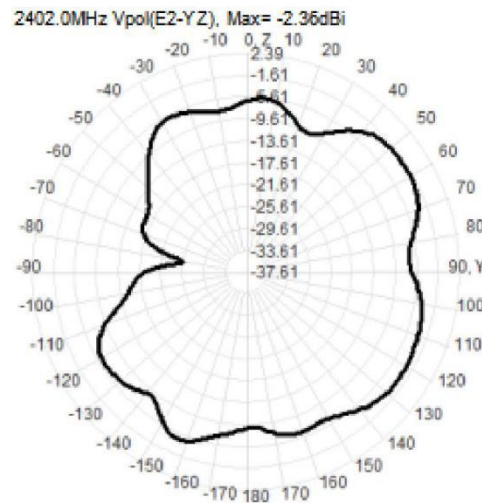
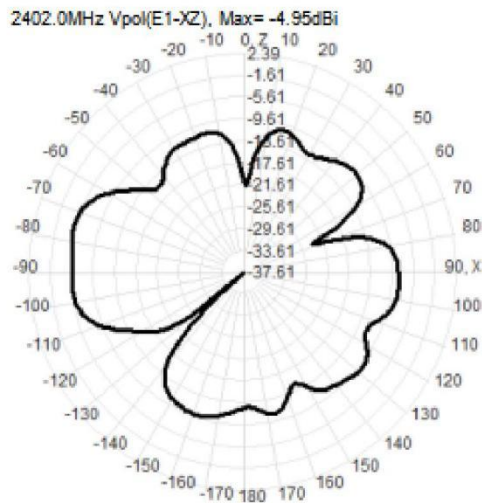
Total field (dBi)

Solid line: vertical polarization

Dash line: horizontal polarization

UCI CENTER FOR RF DESIGN AND CHARACTERIZATION

Radiation pattern: Antenna 1 . XZ Plane at f= 2 .402GHz



Co-cross polarization field (dBi)

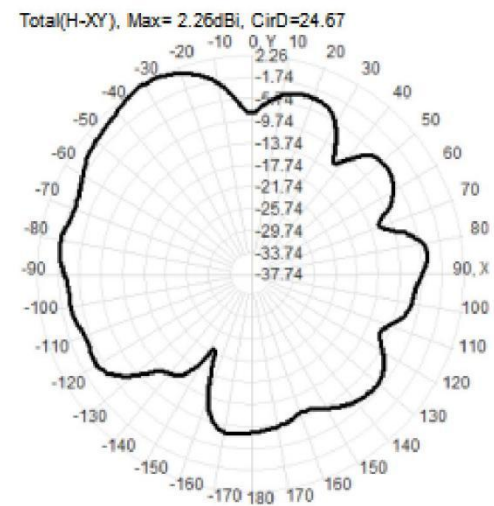
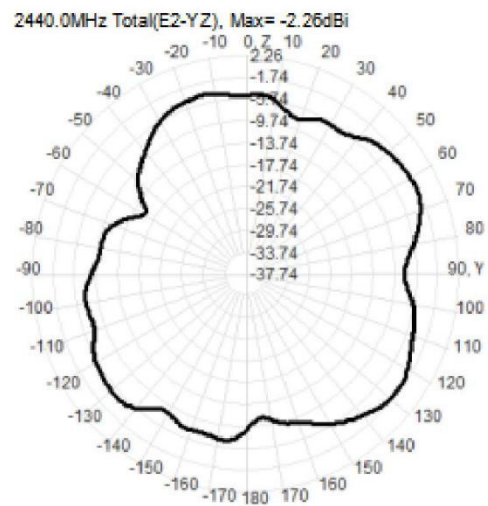
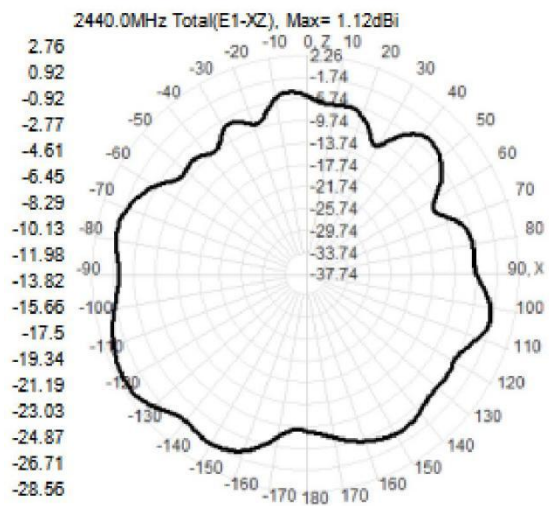
Total field (dBi)

Solid line: vertical polarization

Dash line: horizontal polarization

UCI CENTER FOR RF DESIGN AND CHARACTERIZATION

Radiation pattern: Antenna 1 . XZ Plane at $f = 2.440\text{GHz}$



Co-cross polarization field (dBi)

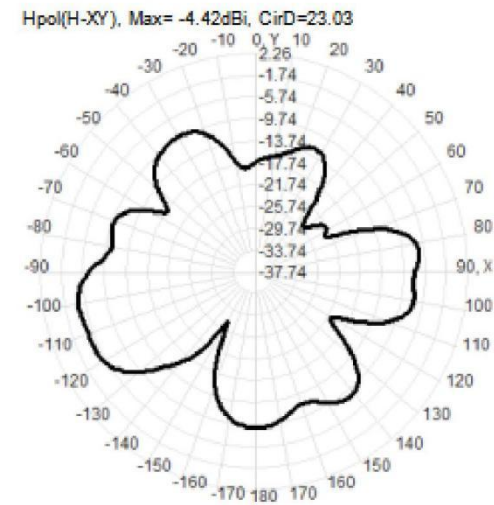
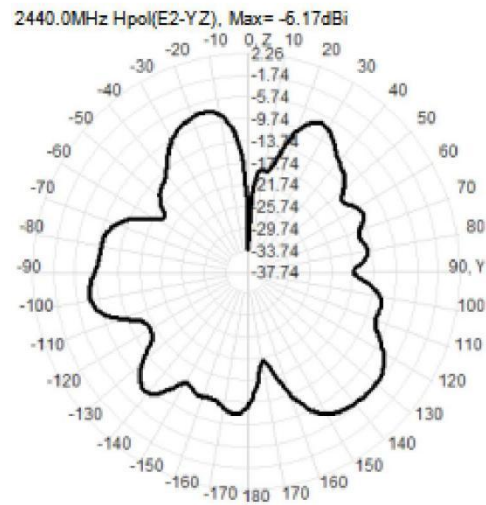
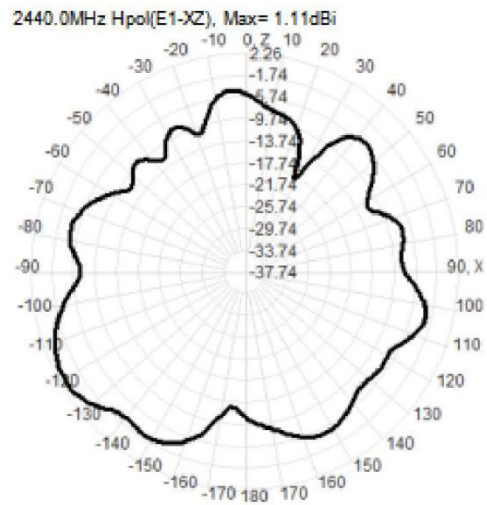
Total field (dBi)

Solid line: vertical polarization

Dash line: horizontal polarization

UCI CENTER FOR RF DESIGN AND CHARACTERIZATION

Radiation pattern: Antenna 1 . XZ Plane at $f = 2.440\text{GHz}$



Co-cross polarization field (dBi)

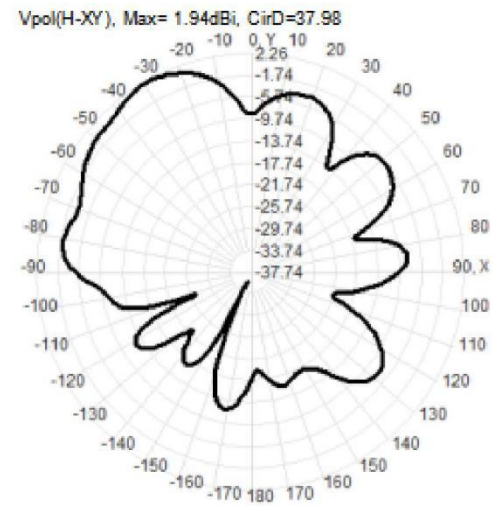
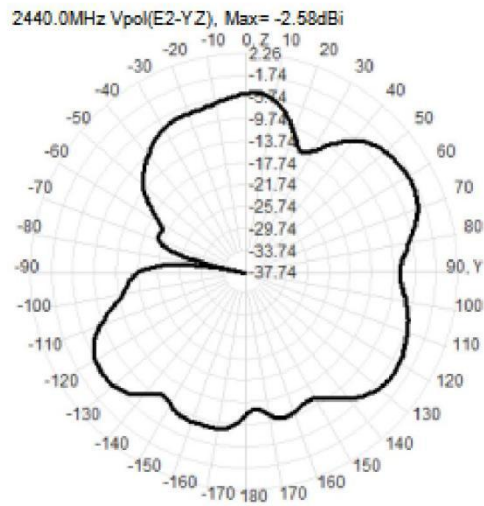
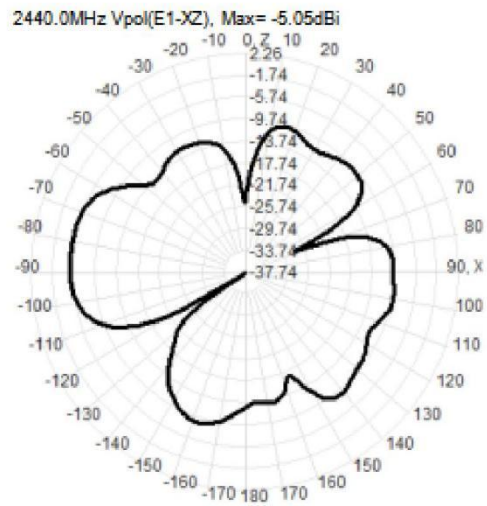
Total field (dBi)

Solid line: vertical polarization

Dash line: horizontal polarization

UCI CENTER FOR RF DESIGN AND CHARACTERIZATION

Radiation pattern: Antenna 1 . XZ Plane at $f = 2.440\text{GHz}$



Co-cross polarization field (dBi)

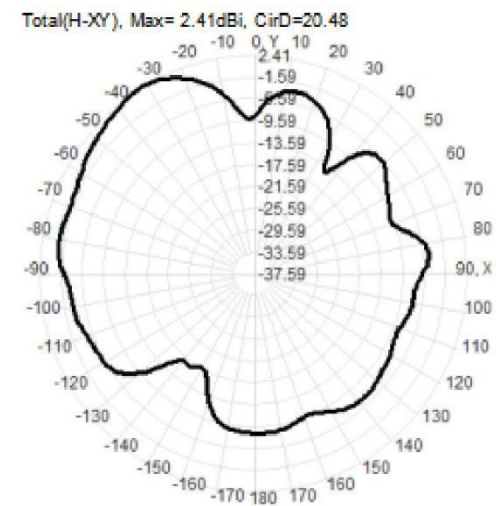
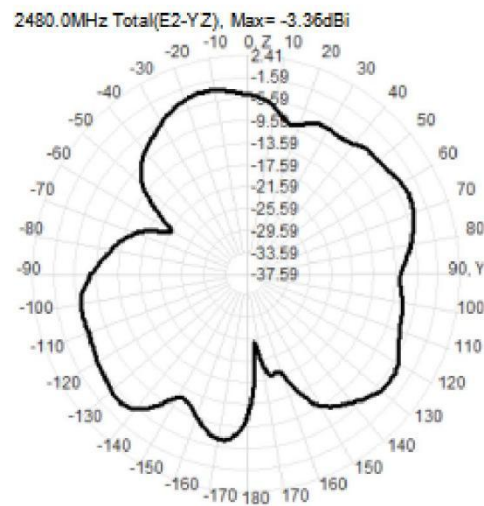
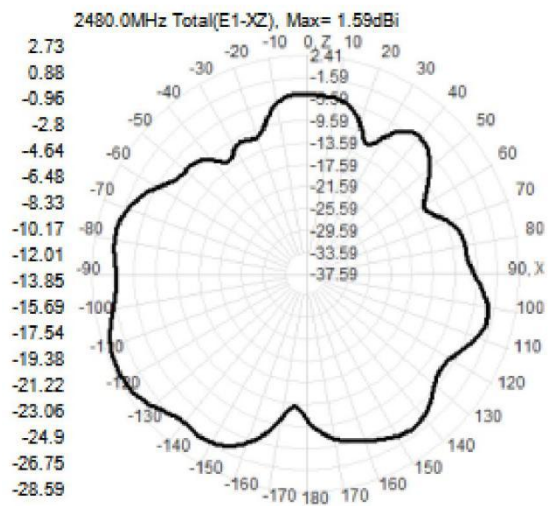
Total field (dBi)

Solid line: vertical polarization

Dash line: horizontal polarization

UCI CENTER FOR RF DESIGN AND CHARACTERIZATION

Radiation pattern: Antenna 1 . XZ Plane at $f = 2.480\text{GHz}$



Co-cross polarization field (dBi)

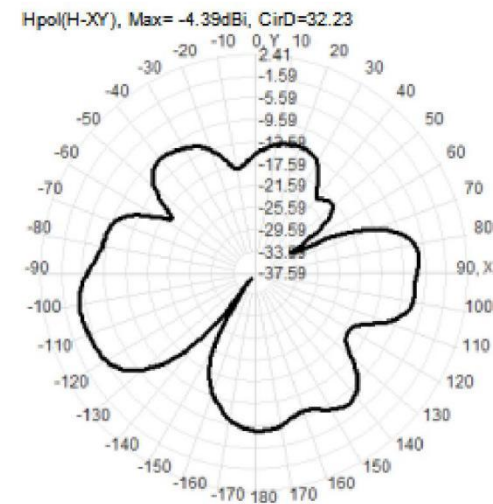
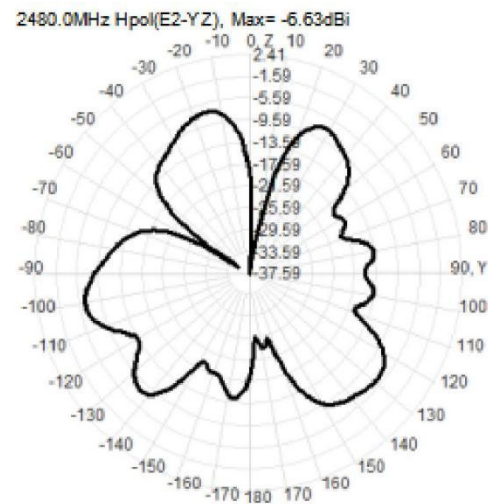
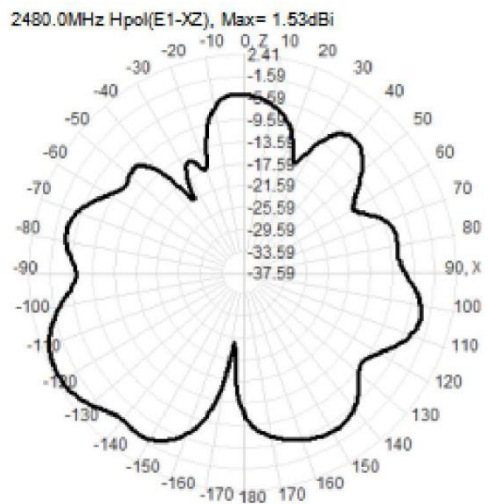
Total field (dBi)

Solid line: vertical polarization

Dash line: horizontal polarization

UCI CENTER FOR RF DESIGN AND CHARACTERIZATION

Radiation pattern: Antenna 1 . XZ Plane at $f = 2.480\text{GHz}$



Co-cross polarization field (dBi)

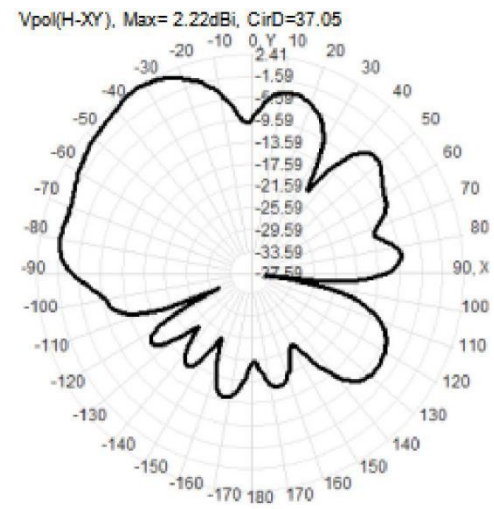
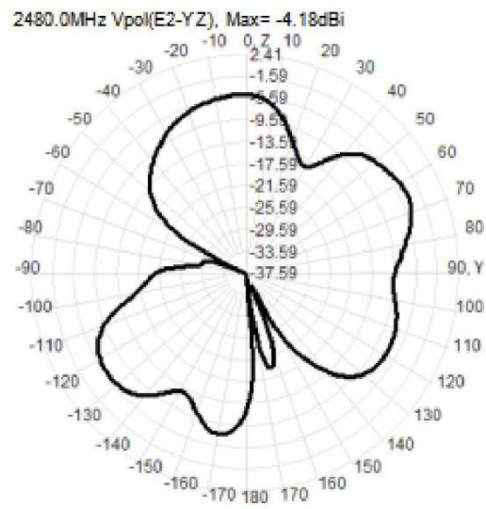
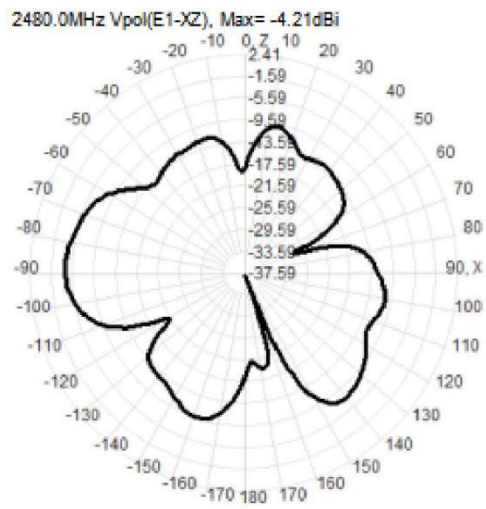
Total field (dBi)

Solid line: vertical polarization

Dash line: horizontal polarization

UCI CENTER FOR RF DESIGN AND CHARACTERIZATION

Radiation pattern: Antenna 1 . XZ Plane at $f = 2.480\text{GHz}$



Co-cross polarization field (dBi)

Total field (dBi)

Solid line: vertical polarization

Dash line: horizontal polarization

UCI CENTER FOR RF DESIGN AND CHARACTERIZATION