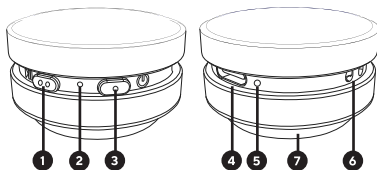


Device Overview

1. Function key (pause/play)
2. Microphone
3. Power button/FM
4. USB-C® charging port
5. LED indicator
6. Lanyard loop
7. Conduction speaker



1 Function Key:

- Press to increase volume
- Press twice to decrease volume
- Press and hold to pause/play

3 Power/FM Button:

- Press to switch between FM/Bluetooth® Mode
- Press and hold to turn speaker on/off

Bluetooth® Connection:

1. Press and hold the power key until you hear the voice indicate "Bluetooth® Setup".
2. On your smartphone or tablet, search for the Bluetooth® device named "PocketTunesInstant" and tap to connect.
3. Once connected, place your instant speaker on the surface of any hollow object and play your favorite tunes.

True Wireless Stereo (TWS):

These speakers feature TWS (True Wireless Stereo) technology, which allows you to play music on your two PocketTunes speakers simultaneously, creating a more powerful surround sound experience. Turn on both speakers at the same time. After 3-5 seconds, the speakers will pair to each other automatically and you will be able to play music as usual.

FM Function:

1. Press the Power button to switch from Bluetooth® mode to FM mode.
2. Press and hold the Function key to search FM channels automatically.
3. Once searching is complete, triple click the Function key to switch between radio stations.

Note: Insert the included USB-C® cable into the charging port while in FM mode to use it as an external antenna and improve signal.

Hands Free Calling:

Press the Power button to an incoming call. Press and hold the Power button to reject an incoming call.

Charging:

Plug the included charging cable into the charging port, and plug the other end into a wall charger (not included).

LED Status:

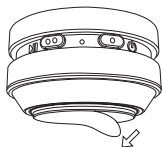
● **Steady - Charging**



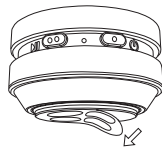
Flashing - Bluetooth® Mode



Steady - Connected

**Magic Sticker:**

Use the included magic sticker to stick the instant speaker to nearly surface.

**Suction Cup:**

Use the included suction cup to stick the instant speaker to glass surfaces.

Note:

- Clean surface before mounting the speaker.
- If the magic sticker loses its stickiness, dampen it with a wet cloth to remove dust or dirt. Avoid wetting the speaker itself.
- Suction cup works best on glass surfaces.
- Playing on max volume for long periods of time may cause the speaker to get hot.

Specifications:

Output Power: 3W
Battery: Lithium battery 3.7V 400mAh
Battery Standby: Over 220 hours
Charging port: USB-C®
Accessories: 2 Instant Speakers, 2 Charging Cables, 2 Lanyards, 2 Magic Stickers, 2 Suction Cups, Quick Start Guide and Warranty Card

FCC Caution:

This device complies with part 15 of the FCC Rules. Operation is subject to the following two conditions: (1) This device may not cause harmful interference, and (2) this device must accept any interference received, including interference that may cause undesired operation.

Any changes or modifications not expressly approved by the party responsible for compliance could void the user's authority to operate the equipment.

Note: This equipment has been tested and found to comply with the limits for a Class B digital device, pursuant to part 15 of the FCC Rules. These limits are designed to provide reasonable protection against harmful interference in a residential installation. This equipment generates, uses and can radiate radio frequency energy and, if not installed and used in accordance with the instructions, may cause harmful interference to radio communications. However, there is no guarantee that interference will not occur in a particular installation. If this equipment does cause harmful interference to radio or television reception, which can be determined by turning the equipment off and on, the user is encouraged to try to correct the interference by one or more of the following measures:

- Reorient or relocate the receiving antenna.
- Increase the separation between the equipment and receiver.
- Connect the equipment into an outlet on a circuit different from that to which the receiver is connected.
- Consult the dealer or an experienced radio/TV technician for help.

The device has been evaluated to meet general RF exposure requirement. The device can be used in portable exposure condition without restriction.

The Bluetooth® trademarks—including the BLUETOOTH word mark, the figure mark (the runic "B" and oval design), and the combination mark (Bluetooth word mark and design)—are owned by the Bluetooth SIG. TikTok® is a registered trademark belonging to ByteDance Ltd. USB is used to solely describe the compatibility of our technology and in no way is intended to infringe on any intellectual property rights of any respective protected marks.

For information on recycling, please visit
<https://www.coreinnovationsinc.com/support/>



FCC ID: 2AVRVPT200BL-B