



## Test Setup Photos of the EUT

### Test Setup Photo(s) of Radiated Emissions Measurement




Fig. 1 (Below 30MHz)





Fig. 2 (30MHz~1GHz)



### Test Setup Photo of Line Conducted Emissions Measurement



AC Conducted Emission of charge from power adapter mode