







SAFETY
SEGURIDAD
CONSIGNES DE SÉCURITÉ
SICHERHEIT
SICUREZZA
VEILIGHEID

ENGLISH US*	4
ESPAÑOL US*	10
ENGLISH UK	16
FRANÇAIS	22
DEUTSCH	30
ITALIANO	37
NEDERLANDS	44

* applicable for US / applicable para EE.UU

IMPORTANT SAFEGUARDS

	Is used to alert you to potential personal injury hazards. Obey all safety messages that follow this symbol to avoid possible injury or death.
 WARNING	Indicates a hazardous situation which, if not avoided, could result in death or serious injury.
 CAUTION	Indicates a hazardous situation which, if not avoided, could result in minor or moderate injury.
	Is used to provide important information not related to personal injury. When you see this sign, please take note of the advice for the correct and safe use of your appliance.

	Indicates there are magnets inside.
	Laser Class 1 is used for cup detection, Laser Class 1 invisible Laser radiation present, avoid long term viewing of Laser.

When using electrical appliances, basic important safeguards should always be followed, including the following:

- Read all instructions.
- Do not touch hot surfaces (coffee outlet). Use handle or knobs.
- Never immerse the cord, plug, or appliance in water or any other liquid.
- Close supervision is necessary when any appliance is used by or near children.
- Unplug from socket before cleaning. Allow to cool before adding or removing parts, and before cleaning the appliance.
- If the supply cord or plug are damaged, they must be replaced by the manufacturer, its service agent or similarly qualified persons, in order to avoid all risks.
- If the cord or plug are damaged, do

not operate the appliance. Return the appliance to **Nespresso** or to the Boutique.

- The use of accessory attachments not recommended by the appliance manufacturer may result in fire, electric shock, or injury.
- Do not use outdoors.
- Do not let cord hang over edge of table or counter, or touch hot surfaces.
- To avoid hazardous damage, never place the appliance on or beside hot surfaces such as radiators, stoves, ovens, gas burners, open flames, or similar.
- This appliance has a polarized plug (one blade is wider than the other). To reduce the risk of electric shock, this plug is intended to fit into a polarized outlet only one way. If the plug does not fit fully into the outlet, reverse the plug. If it still does not fit, contact a qualified electrician. Do not attempt to modify the plug in any way.
- Always attach plug to appliance first, then plug cord into the wall outlet. To disconnect, turn any control to “off”, then remove plug from wall outlet.
- This appliance should only be used for intended purpose.
- The appliance is intended to prepare beverages according to these

instructions.




- This appliance is only meant for indoor use, under non-extreme temperature conditions. Condition of use 41 °F to 113 °F.
- The appliance must not be used, cleaned, or maintained by children under 8 years of age unless supervised, instructed by an adult on how to use the appliance safely, and fully informed regarding the dangers involved.
- Keep appliance / power cord out of reach of children.
- Children should not use the appliance.
- This appliance may be used by persons with reduced physical, sensory or mental capabilities, or whose experience or knowledge is not sufficient, provided they are supervised or have received instruction to use the device safely and understand the dangers.

Avoid risk of fatal electrical shock and fire to protect against fire, electric shock and injury to persons.

- To disconnect, remove the plug from the socket.
- Electricity and water together are dangerous and can lead to fatal electric shocks.
- Do not put anything else than specified

capsules into the capsule opening, doing so may cause fire or electric shock!

Avoid possible harm when operating the appliance.

- Risk of scalding by hot liquids. If the machine is forced open hot liquids and coffee grounds may splash. Always operate the system with all removable parts fully in place and never open it during operation.
- Be careful, capsule is hot. Risk of scalding. If a capsule is blocked in the capsule compartment, unplug the appliance before any operation. Call **Nespresso** for assistance.
-  Magnets inside.
-  This machine contains a Laser Class 1 for cup detection. Avoid long term viewing of Laser. Laser Class 1 invisible, radiation present.
-  **Do not use the appliance if the surface is cracked.**

SAVE THESE INSTRUCTIONS


Pass them on to any subsequent user.

OTHER SAFEGUARDS

When using electrical appliances, basic Important Safeguards should always be followed, including the following:

- The important safeguards are part of the appliance. Read the important safeguards provided with the appliance carefully prior to first use. Keep them in a place where you can find and refer to them in the future.
- Protect the appliance from direct sunlight, water splash and humidity.
- This appliance is designed for household use only.
- Close supervision is necessary when the appliance is used by or near children.
- Children shall not play with the appliance.
- The manufacturer accepts no responsibility for and the warranty will not apply to any commercial use, inappropriate handling or use of the appliance, damage resulting from use for other purposes, faulty operation, non-professional repairs or failure to comply with the instructions.

Avoid risk of fatal electrical shock and fire to protect against fire, electric shock and injury to persons.

- In case of emergency: immediately remove the plug from the power socket.
 - Only plug the appliance into suitable, easily accessible, grounded sockets. Make sure that the voltage of the power source is the same as that specified on the rating plate. The use of an incorrect voltage or frequency of electricity voids the warranty.
 - The appliance must only be connected after installation.
 - Do not pull the cord over sharp edges, clamp it or allow it to hang down.
 - Keep the cord away from heat and moisture.
 - If an extension lead is required, use only a power cord with a conductor cross-section with matching input 14 AWG (2.08 mm²). Only for US.
 - Always place the appliance on a horizontal, stable, hard, even surface that does not allow for water accumulation under the machine.
 - The surface must be resistant to heat and fluids, like water, coffee, descaler or similar.
 - Disconnect the appliance from the power socket when not in use for a long period of time.
 - Disconnect by pulling out the plug;
- do not pull on the cord itself to avoid damage.
 - Never touch the cord with wet hands.
 -  **Avoid spillage on the connector.**
 - Never put the appliance or part of it in a dishwasher.
 - Do not open the appliance. Hazardous voltage inside!
 - Do not dismantle the appliance.
 - Do not insert a metallic object in the machine ventilation holes, risk of electrical shocks.
 - Do not close ventilation holes, risk of machine overheating.
 - Do not lift the machine by the nozzle, risk of breaking it.
 - Do not push too hard on the nozzle, risk of breakage.

Avoid possible harm when operating the appliance.

- Never leave the appliance unattended during operation.
- Do not use the appliance if it is damaged or not operating perfectly. Immediately remove the plug from the power socket.
- Contact **Nespresso** for examination, repair or adjustment.
- A damaged appliance can cause electric shocks, burns and fire.
- Do not put fingers under coffee outlet;

- risk of scalding.
- Do not put fingers into the capsule compartment or capsule shaft; risk of injury!
- Water could flow around a capsule when not perforated by the blades and damage the appliance.
- Be careful not to injure yourself on sharp points or trap your fingers when reaching inside the machine.
- Beware of hot liquids when reaching inside the machine.
- Never use an already used, damaged or deformed capsule.
- Only use capsules intended for this appliance. If the capsule does not fit, do not force the capsule into the appliance.
- Always fill the water tank with fresh drinking water.
- Do not overfill water tank.
- Empty water tank if the appliance will not be used for an extended period of time (holidays, etc.).
- Replace water in water tank when the appliance is not operated during a weekend or a similar period of time.
- Do not use the appliance without a cup of the right size at the suitable level to avoid spilling any liquid on surrounding surfaces.
- Do not use any strong cleaning agent or

- solvent cleaner.
- Use a damp cloth and mild cleaning agent to clean the surface of the appliance.
- Do not use a steam or pressure cleaner to clean the appliance. This will damage the appliance and may create a life-threatening hazard.
- This appliance is designed for **Nespresso** coffee capsules available through **nespresso.com** or the Boutique.
- For your own safety, you should use parts and appliance accessories from **Nespresso** that are designed for your appliance.
- All **Nespresso** appliances pass stringent controls.
- Reliability tests under practical conditions are randomly performed on selected units. Some units can therefore show traces of previous use.
- **Nespresso** reserves the right to change instructions without prior notice.

Short cord instructions.

- The appliance is provided with an attached cord.
- Use the power cord supplied with the device in an unmodified form.
 - a) A short power supply cord or power supply cord is to be provided to reduce

- risks resulting from becoming entangled in or tripping over a longer cord.
- b) Extension cords are available and may be used if care is exercised in their use.
- c) 1) The marked electrical rating or the detachable power cord or extension should be at least as great as the electrical rating of the appliance.
2) The longer cord should be arranged so that it will not dangle over the countertop or tabletop, where it can be pulled on by children or tripped over.
- If the plug does not fit fully into the socket, reverse the plug.
- If it still does not fit, contact a qualified electrician.
- Do not attempt to modify the plug in any way.
- Do not pour water or other liquids into the brewing unit.
- Keep appliance, capsules and accessories out of reach of children.

Descaling

- **Nespresso** descaling agent, when used correctly, helps to ensure the proper functioning of your machine over its lifetime and that your coffee experience is as perfect as on the first day.

- This device complies with Part 15 of the FCC Rules. Operation is subject to the following two conditions:
 - 1) this device may not cause harmful interference, and
 - 2) this device must accept any interference received, including interference that may cause undesired operation.
 No changes shall be made to the equipment without the manufacturer's permission as this may void the user's authority to operate the equipment.

This device complies with the safety requirements for RF exposure for portable use conditions in accordance with FCC rule part 2.1093 and KDB 447498 D01.