

# RK3399 R PLAYER

## User Manual



2019 September

## 1、 Product Overview

R PLAYER is a smart player box that supports Android and Linux operating systems. Customers can develop their own under this system. (for detailed configuration, please refer to the product configuration parameter table of R player Playbox). Customers can use the playback box to provide multimedia content of the display through documents or network

Figure 1、 Product interface diagram :



## 2、 Boot up

### 1 ) 、 Connecting power supply

Connect the 12V / 2A power adapter of the accessory to the power socket, connect the DC anti disconnection connector of the adapter to the DC12V socket of the equipment, and tighten the nut;

### 2 ) 、 Key switch and status indication

Press the power button to turn on the device, and the power and status lights green. In sleep mode, power is always on green and status is always on red. Press and hold the power button for 8 ~ 10s, the power is always bright red, and the status is off.

## 3、 Instructions

## 1 ) 、 External display :

The playback box HDMI out is connected with the external display HDMI in through the HDMI cable to realize the display interface output;

The external device can input interface data through the playback box HDMI in, and the playback box can synchronously output the display interface from the HDMI out to the external display.

Figure 2: display desktop

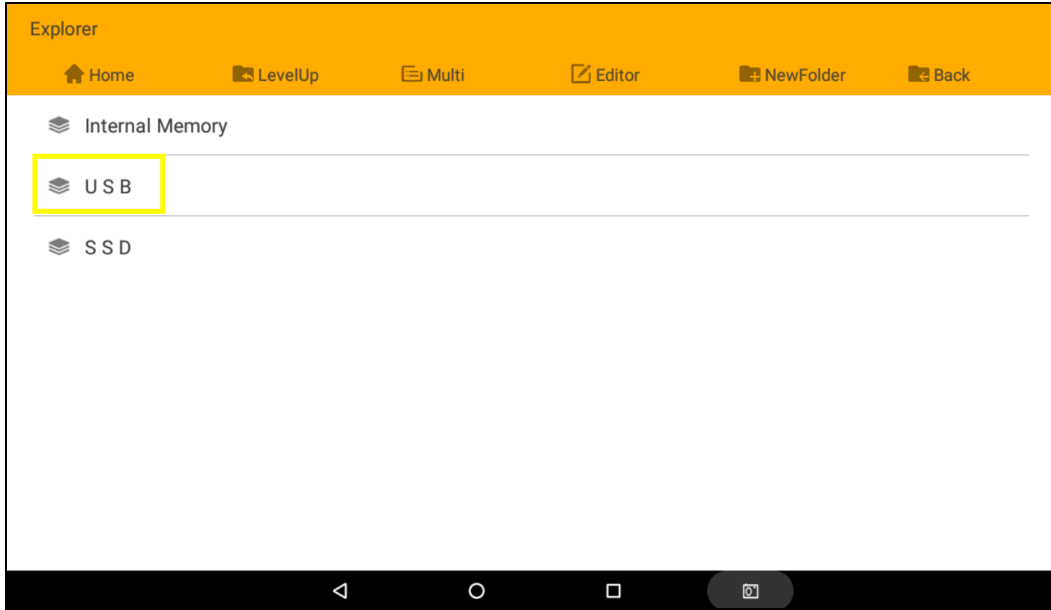


## 2 ) . External USB device:

In the state of connected external display device, USB mouse and USB keyboard can be connected through USB2.0 and USB3.0 ports to realize interface switching, data input and output and other functions.

The function of copying or loading data files of external storage devices such as USB flash disk can be realized.

Figure 3: USB insertion display in Explorer



3 ) . Wired, wireless networking and WiFi functions:

The playback box can be connected to the network through RJ45 port and wifi antenna for network data transmission.

Figure 4: wired and wireless networking setting interface entrance

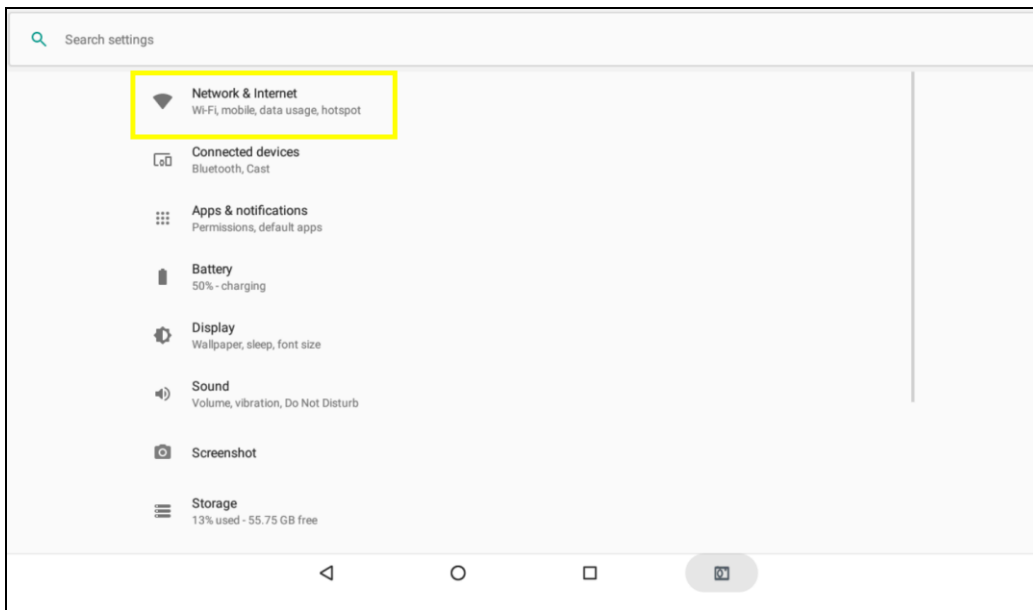
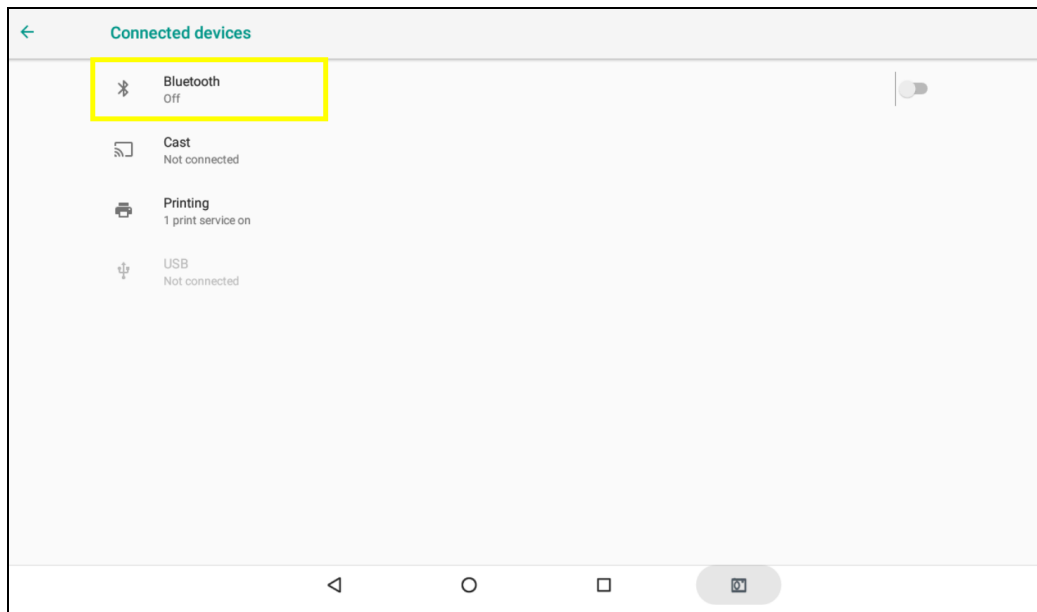


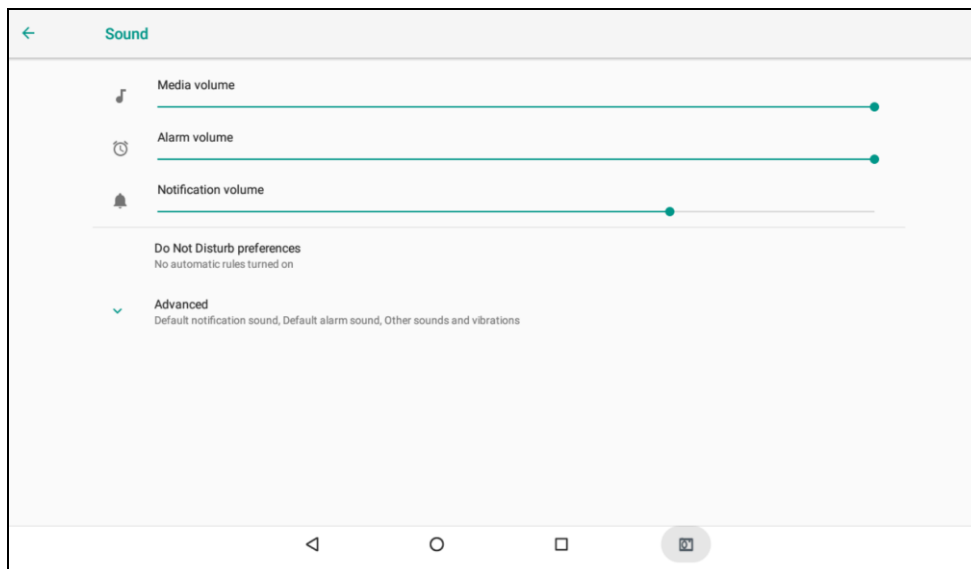
Figure 5: Bluetooth setting interface entry



#### 4 ) . Audio transmission:

The playback box can transmit audio with external playback equipment through aux port.

Figure 6: sound adjustment



#### 5 ) . Infrared remote control:

The playback box is equipped with IR infrared sensor. Through the infrared remote control, you can switch on and off, return to the desktop, mute, move the cursor, switch the interface, return, increase or decrease the output volume, and switch the mouse mode.

#### 6 ) . Serial communication:

The external equipment can realize the RS232 serial communication function through the COM port of the playback box.

7) . Extended infrared remote control: (it needs to be modified professionally, temporarily omitted, you can contact the manufacturer)

8). Extended switch machine: (it needs to be refitted professionally, temporarily omitted, you can contact the manufacturer)

9). Equipment reset: in case of equipment crash, the device can be forced to restart by pressing reset hidden button.

10). Device upgrade: the recovery hidden button is used for device upgrade and firmware burning. The customer cannot operate it by himself.

4. firmware upgrade:

The player box is equipped with the best firmware at the factory. Customers need to contact skylard if they have firmware requirements.

5. packing configuration

1. Player box host, 1pcs;
2. Infrared remote control, 1pcs;
3. 12V / 2A adapter, 1pcs;
4. HDMI transfer line, 1pcs;
5. Install screw pack, 1pcs;
6. Type transfer line, 1pcs.

SCALA Digital Technology(Ningbo) Co., Ltd.

Address: No. 7 Hong Da Road , Jiang Bei District, Ning Bo,Zhe Jiang

Tel: +1 610 363 3350


Fax: +1 610 363 4010

Website:<https://scala-china.com/>

R PLAYER Product configuration parameters



Spec Date: 10th September, 2019

Product Descriptions	<p><i>Scala RK3399 R Player</i></p> 																
	Hardware & OS	<table border="1" style="width: 100%; border-collapse: collapse;"> <tr> <td style="background-color: #2c5e8c; color: white;">Soc</td> <td>Rockchip RK3399 ( 28nm HKMG Process )</td> </tr> <tr> <td style="background-color: #2c5e8c; color: white;">CPU</td> <td>Six-Core ARM 64-bit processor, up to 2.0GHz Based on Big.Little architecture, Dual-Core Cortex-A72 and Quad-Core Cortex-A53 with separate NEON coprocessor</td> </tr> <tr> <td style="background-color: #2c5e8c; color: white;">GPU</td> <td>ARM Mali-T860 MP4 Quad-Core GPU Support OpenGL ES1.1/2.0/3.0/3.1, OpenCL and DirectX 11 Support AFBC</td> </tr> <tr> <td style="background-color: #2c5e8c; color: white;">VPU</td> <td>Support 4K VP9 and 4K 10bits H265/H264 video decoding, up to 60fps 1080P multi-format video decoding (WMV, mpeg-1/2/4, VP8) 1080P video encoding, which supports h.264, VP8 format Video post-processor: anti-cross, de-noising, edge/detail/color optimization</td> </tr> <tr> <td style="background-color: #2c5e8c; color: white;">RAM</td> <td>Dual-Channel DDR3 -1600 (800MHz) ( 2GB Standard/4GB Optional )</td> </tr> <tr> <td style="background-color: #2c5e8c; color: white;">Flash</td> <td>High-Speed eMMC 5.1 ( 32GB Standard/8GB/16GB/64GB/128GB Optional 256GB in testing)</td> </tr> <tr> <td style="background-color: #2c5e8c; color: white;">OS</td> <td>SUPPORT ANDROID/LINUX</td> </tr> <tr> <td style="background-color: #2c5e8c; color: white;">I/O Ports</td> <td>1 x DC input[with anti-loose mechanism], 1 x RJ45, 1 x Power button, 1 x LED Status, 1 x Power Extension Cable Port, 1 x IR Receiver, 1 x IR Extension Cable Port, 1 x Reset, 1 x Recovery, 1 x Wi-fi Antenna, 1 x HDMI Input (HDMI 2.0, up to 1080P@60fps, support HDCP 1.4a), 1 x HDMI Output (HDMI 2.0, up to 4K@60fps, support HDCP 1.4/2.2), 1 x AUX, 1 x USB 2.0, 1 x USB 3.0, 1 x USB 3.0/Service [Type C], 1 x DB9[Male]</td> </tr> </table>	Soc	Rockchip RK3399 ( 28nm HKMG Process )	CPU	Six-Core ARM 64-bit processor, up to 2.0GHz Based on Big.Little architecture, Dual-Core Cortex-A72 and Quad-Core Cortex-A53 with separate NEON coprocessor	GPU	ARM Mali-T860 MP4 Quad-Core GPU Support OpenGL ES1.1/2.0/3.0/3.1, OpenCL and DirectX 11 Support AFBC	VPU	Support 4K VP9 and 4K 10bits H265/H264 video decoding, up to 60fps 1080P multi-format video decoding (WMV, mpeg-1/2/4, VP8) 1080P video encoding, which supports h.264, VP8 format Video post-processor: anti-cross, de-noising, edge/detail/color optimization	RAM	Dual-Channel DDR3 -1600 (800MHz) ( 2GB Standard/4GB Optional )	Flash	High-Speed eMMC 5.1 ( 32GB Standard/8GB/16GB/64GB/128GB Optional 256GB in testing)	OS	SUPPORT ANDROID/LINUX	I/O Ports
Soc	Rockchip RK3399 ( 28nm HKMG Process )																
CPU	Six-Core ARM 64-bit processor, up to 2.0GHz Based on Big.Little architecture, Dual-Core Cortex-A72 and Quad-Core Cortex-A53 with separate NEON coprocessor																
GPU	ARM Mali-T860 MP4 Quad-Core GPU Support OpenGL ES1.1/2.0/3.0/3.1, OpenCL and DirectX 11 Support AFBC																
VPU	Support 4K VP9 and 4K 10bits H265/H264 video decoding, up to 60fps 1080P multi-format video decoding (WMV, mpeg-1/2/4, VP8) 1080P video encoding, which supports h.264, VP8 format Video post-processor: anti-cross, de-noising, edge/detail/color optimization																
RAM	Dual-Channel DDR3 -1600 (800MHz) ( 2GB Standard/4GB Optional )																
Flash	High-Speed eMMC 5.1 ( 32GB Standard/8GB/16GB/64GB/128GB Optional 256GB in testing)																
OS	SUPPORT ANDROID/LINUX																
I/O Ports	1 x DC input[with anti-loose mechanism], 1 x RJ45, 1 x Power button, 1 x LED Status, 1 x Power Extension Cable Port, 1 x IR Receiver, 1 x IR Extension Cable Port, 1 x Reset, 1 x Recovery, 1 x Wi-fi Antenna, 1 x HDMI Input (HDMI 2.0, up to 1080P@60fps, support HDCP 1.4a), 1 x HDMI Output (HDMI 2.0, up to 4K@60fps, support HDCP 1.4/2.2), 1 x AUX, 1 x USB 2.0, 1 x USB 3.0, 1 x USB 3.0/Service [Type C], 1 x DB9[Male]																
Power	<table border="1" style="width: 100%; border-collapse: collapse;"> <tr> <td style="background-color: #2c5e8c; color: white;">Power input by adapter</td> <td>DC12V, 2A</td> </tr> <tr> <td style="background-color: #2c5e8c; color: white;">Power input by PoE(Optional)</td> <td>IEEE802 3at(25.5W) / Network cable requirement: CAT-5e or better</td> </tr> </table>	Power input by adapter	DC12V, 2A	Power input by PoE(Optional)	IEEE802 3at(25.5W) / Network cable requirement: CAT-5e or better												
Power input by adapter	DC12V, 2A																
Power input by PoE(Optional)	IEEE802 3at(25.5W) / Network cable requirement: CAT-5e or better																
Remote Control	<table border="1" style="width: 100%; border-collapse: collapse;"> <tr> <td style="background-color: #2c5e8c; color: white;">Remote control Support</td> <td>Yes</td> </tr> </table>	Remote control Support	Yes														
Remote control Support	Yes																
Connectivity	<table border="1" style="width: 100%; border-collapse: collapse;"> <tr> <td style="background-color: #2c5e8c; color: white;">RJ45(PoE)</td> <td>Ethernet 10/100/1000, support 802.1Q tagging IEEE802 3at(25.5W) / Network cable requirement: CAT-5e or better</td> </tr> <tr> <td style="background-color: #2c5e8c; color: white;">WIFI</td> <td>WiFi 2.4GHz/5GHz Dual-Band Support 802.11a/b/g/n/ac</td> </tr> <tr> <td style="background-color: #2c5e8c; color: white;">Bluetooth</td> <td>Built-in BLE 4.0 Beacon</td> </tr> </table>	RJ45(PoE)	Ethernet 10/100/1000, support 802.1Q tagging IEEE802 3at(25.5W) / Network cable requirement: CAT-5e or better	WIFI	WiFi 2.4GHz/5GHz Dual-Band Support 802.11a/b/g/n/ac	Bluetooth	Built-in BLE 4.0 Beacon										
RJ45(PoE)	Ethernet 10/100/1000, support 802.1Q tagging IEEE802 3at(25.5W) / Network cable requirement: CAT-5e or better																
WIFI	WiFi 2.4GHz/5GHz Dual-Band Support 802.11a/b/g/n/ac																
Bluetooth	Built-in BLE 4.0 Beacon																
General	<table border="1" style="width: 100%; border-collapse: collapse;"> <tr> <td style="background-color: #2c5e8c; color: white;">Case Material</td> <td>Top case - Aluminum / Bottom case - ABS</td> </tr> </table>	Case Material	Top case - Aluminum / Bottom case - ABS														
Case Material	Top case - Aluminum / Bottom case - ABS																

information	Storage Temp	(-15 -- 65 degree)
	Working Temp	(0 -- 50 degree)
	Storage/Working Humidity	(10 -- 90% )
	Dimension	156*106*25.5 MM
	Net Weight	0.478KGS

Bluetooth and WIFI can simultaneous transmit, 2.4G WIFI and 5G WIFI can't simultaneous transmit.  
The RF parameters are protected, so customers can't change the RF parameters.

## FCC Statement

This device complies with part 15 of the FCC rules. Operation is subject to the following two conditions: (1) this device may not cause harmful interference, and (2) this device must accept any interference received, including interference that may cause undesired operation.

Changes or modifications not expressly approved by the party responsible for compliance could void the user's authority to operate the equipment.

NOTE: This equipment has been tested and found to comply with the limits for a Class B digital device, pursuant to part 15 of the FCC Rules. These limits are designed to provide reasonable protection against harmful interference in a residential installation. This equipment generates uses and can radiate radio frequency energy and, if not installed and used in accordance with the instructions, may cause harmful interference to radio communications. However, there is no guarantee that interference will not occur in a particular installation. If this equipment does cause harmful interference to radio or television reception, which can be determined by turning the equipment off and on, the user is encouraged to try to correct the interference by one or more of the following measures:

- Reorient or relocate the receiving antenna.
- Increase the separation between the equipment and receiver.
- Connect the equipment into an outlet on a circuit different from that to which the receiver is connected.
- Consult the dealer or an experienced radio/TV technician for help.

The device has been evaluated to meet general RF exposure requirement.