

FCC SAR
Measurement and Test Report
For
SC GOLD STANDARD INTERNATIONAL SRL
Buciumat 14, Sector 1, Bucuresti, Romania

FCC ID: 2AU6K-K1

Test Standards: FCC Part 2.1093
ANSI / IEEE C95.1 :2005+A1:2010
ANSI / IEEE C95.3 : 2002(R2008)
IEEE 1528 :2013

Product Description: IMPulse

Tested Model: K1

Report No.: WTX19X11077161W

Sample Received Date: 2019-11-07

Tested Date: 2019-11-07 to 2019-12-02

Issued Date: 2019-12-03

Tested By: Ruler Liu / Engineer

Ruler Liu

Reviewed By: Silin Chen / EMC Manager

Silin Chen

Approved & Authorized By: Jandy So / PSQ Manager

Jandy So

Prepared By:

Shenzhen SEM Test Technology Co., Ltd.

1/F, Building A, Hongwei Industrial Park, Liuxian 2nd Road,

Bao'an District, Shenzhen, P.R.C. (518101)

Tel.: +86-755-33663308 Fax.: +86-755-33663309 Website: www.semtest.com.cn

Note: This test report is limited to the above client company and the product model only. It may not be duplicated without prior permitted by Shenzhen SEM Test Technology Co., Ltd.

TABLE OF CONTENTS

| | |
|---|------------|
| 1. General Information | 3 |
| 1.1 Product Description for Equipment Under Test (EUT) | 3 |
| 1.2 Test Standards | 7 |
| 1.3 Test Methodology | 7 |
| 1.4 Test Facility | 7 |
| 2. Summary of Test Results | 8 |
| 3. Specific Absorption Rate (SAR)..... | 9 |
| 3.1 Introduction..... | 9 |
| 3.2 SAR Definition | 9 |
| 4. SAR Measurement System | 10 |
| 4.1 The Measurement System | 10 |
| 4.2 Probe..... | 10 |
| 4.3 Probe Calibration Process..... | 12 |
| 4.4 Phantom | 13 |
| 4.5 Device Holder..... | 13 |
| 4.6 Test Equipment List..... | 14 |
| 5. Tissue Simulating Liquids..... | 15 |
| 5.1 Composition of Tissue Simulating Liquid..... | 15 |
| 5.2 Tissue Dielectric Parameters for Head and Body Phantoms | 16 |
| 5.3 Tissue Calibration Result..... | 17 |
| 6. SAR Measurement Evaluation | 19 |
| 6.1 Purpose of System Performance Check..... | 19 |
| 6.2 System Setup | 19 |
| 6.3 Validation Results..... | 20 |
| 7. EUT Testing Position | 22 |
| 7.1 Define Two Imaginary Lines on The Handset..... | 22 |
| 7.2 Cheek Position | 23 |
| 7.3 Tilted Position | 23 |
| 7.4 Body Position | 24 |
| 7.5 EUT Antenna Position | 24 |
| 7.6 EUT Testing Position..... | 26 |
| 8. SAR Measurement Procedures..... | 27 |
| 8.1 Measurement Procedures | 27 |
| 8.2 Spatial Peak SAR Evaluation | 27 |
| 8.3 Area & Zoom Scan Procedures..... | 28 |
| 8.4 Volume Scan Procedures..... | 28 |
| 8.5 SAR Averaged Methods | 28 |
| 8.6 Power Drift Monitoring..... | 28 |
| 9. SAR Test Result | 29 |
| 9.1 Conducted RF Output Power | 29 |
| 9.2 Test Results for Standalone SAR Test..... | 71 |
| 9.3 Simultaneous Multi-band Transmission SAR Analysis | 85 |
| 10. Measurement Uncertainty | 101 |
| 10.1 Uncertainty for EUT SAR Test..... | 101 |
| 10.2 Uncertainty for System Performance Check..... | 102 |
| Annex A. Plots of System Performance Check | 104 |
| Annex B. Plots of SAR Measurement..... | 132 |
| Annex C. EUT Photos | 206 |
| Annex D. Test Setup Photos | 208 |
| Annex E. Calibration Certificate..... | 213 |

1. General Information

1.1 Product Description for Equipment Under Test (EUT)

Client Information

Applicant: SC GOLD STANDARD INTERNATIONAL SRL
Address of applicant: Buciumat 14, Sector 1, Bucuresti, Romania

Manufacturer: Shenzhen KEP Technology Co., Ltd
Address of manufacturer: 4th Floor South, Building B20, Heng Feng Industrial Area,
Xixiang Town, Bao'an District, Shenzhen, Guangdong, China
518126

| General Description of EUT: | |
|---|--------------------|
| Product Name: | IMPulse |
| Brand Name: | Cryptodata |
| Model No.: | K1 |
| Adding Model(s): | / |
| Rated Voltage: | DC3.85V by Battery |
| Battery: | 2000mAh |
| Device Category: | Portable Device |
| <i>Note: The test data is gathered from a production sample provided by the manufacturer.</i> | |

| Technical Characteristics of EUT: | |
|--|---|
| 2G | |
| Support Networks: | GSM, GPRS, EDGE |
| Support Band: | GSM850/PCS1900 |
| Uplink Frequency: | GSM/GPRS/EDGE 850: 824~849MHz GSM/GPRS/EDGE 1900: 1850~1910MHz |
| Downlink Frequency: | GSM/GPRS/EDGE 850: 869~894MHz GSM/GPRS/EDGE 1900: 1930~1990MHz |
| RF Output Power: | GSM850: 31.33dBm, GSM1900: 28.57dBm EDGE850: 26.09dBm, EDGE1900: 24.55dBm |
| Type of Modulation: | GMSK, 8PSK |
| Type of Antenna: | Integral Antenna |
| Antenna Gain: | GSM850: 1.6dBi; GSM1900: 3.8dBi |
| GPRS/EDGE Class: | Class 12 |
| 3G | |
| Support Networks: | WCDMA, HSDPA, HSUPA |
| Support Band: | WCDMA Band 2, WCDMA Band 5 |
| Uplink Frequency: | WCDMA Band 2: 1850~1910MHz WCDMA Band 5: 824~849MHz |
| Downlink Frequency: | WCDMA Band 2: 1930~1990MHz WCDMA Band 5: 869~894MHz |
| RF Output Power: | WCDMA Band 2: 22.58dBm, WCDMA Band 5: 22.51dBm |
| Type of Modulation: | BPSK |
| Antenna Type: | Integral Antenna |
| Antenna Gain: | WCDMA Band 2: 2.8dBi, WCDMA Band 5: 1.6dBi |
| 4G | |
| Support Networks: | FDD-LTE |
| Support Band: | FDD-LTE Band 2,4, 5,7, TDD-LTE Band 38,40 |
| Uplink Frequency: | FDD-LTE Band 2: Tx: 1850-1910MHz, FDD-LTE Band 4: Tx: 1710-1755MHz, FDD-LTE Band 5: Tx: 824-849MHz, FDD-LTE Band 7: Tx: 2500-2570MHz, TDD-LTE Band 38: Tx: 2570-2620MHz, TDD-LTE Band 40: Tx: 2305-2315MHz&2350-2360MHz TDD-LTE Band 41: Tx: 2500-2690MHz |
| Downlink Frequency: | FDD-LTE Band 2: Rx: 1930-1990MHz, FDD-LTE Band 4: Rx: 2110-2155MHz, FDD-LTE Band 5: Rx: 869-894MHz, FDD-LTE Band 7: Rx: 2620-2690MHz, TDD-LTE Band 38: Rx: 2570-2620MHz TDD-LTE Band 40: Rx: 2305-2315MHz&2350-2360MHz |

| | |
|-----------------------|--|
| | TDD-LTE Band 41:Rx: 2500-2690MHz |
| RF Output Power: | FDD-LTE Band 2: 24.29dBm, FDD-LTE Band 4: 24.24dBm, FDD-LTE Band 5: 23.88dBm, FDD-LTE Band 7: 24.64dBm, TDD-LTE Band 38: 24.51dBm TDD-LTE Band 40 (2305-2315MHz): 22.71dBm, TDD-LTE Band 40 (2350-2360MHz): 21.60dBm, TDD-LTE Band 41: 24.98dBm |
| Type of Modulation: | QPSK, 16QAM |
| Antenna Type: | Integral Antenna |
| Antenna Gain: | FDD-LTE Band 2: 3.8dBi, FDD-LTE Band 4: 3.95dBi, FDD-LTE Band 5: 1.6dBi, FDD-LTE Band 7: 4.3dBi, TDD-LTE Band 38: 4.15dBi, TDD-LTE Band 40: 4.25dBi, TDD-LTE Band 41: 4.35dBi, |
| WIFI(2.4G) | |
| Support Standards: | 802.11b, 802.11g, 802.11n |
| Frequency Range: | 2412-2462MHz for 11b/g/n(HT20) 2422-2452MHz for 11n(HT40) |
| RF Output Power: | 15.87dBm (Conducted) |
| Type of Modulation: | CCK, OFDM, QPSK, BPSK, 16QAM, 64QAM |
| Data Rate: | 1-11Mbps, 6-54Mbps, up to 150Mbps |
| Quantity of Channels: | 11 for 802.11b/g/n(HT20) 7 for 802.11n(HT40) |
| Channel Separation: | 5MHz |
| Antenna Type: | Integral Antenna |
| Antenna Gain: | 2.9dBi |
| Bluetooth | |
| Bluetooth Version: | V5.0 |
| Frequency Range: | 2402-2480MHz |
| RF Output Power: | 4.761dBm (Conducted) |
| Data Rate: | 1Mbps, 2Mbps, 3Mbps |
| Modulation: | GFSK, Pi/4 QDPSK, 8DPSK |
| Quantity of Channels: | 79/40 |
| Channel Separation: | 1MHz/2MHz |
| Antenna Type: | Integral Antenna |
| Antenna Gain: | 2.9dBi |
| WIFI(5G) | |
| Support Standards: | 802.11a,802.11n(HT20) , 802.11n-HT40, 802.11ac-VH80 |

| | |
|----------------------|---|
| Frequency Range: | Band 1: 5150-5250MHz, Band 4: 5725-5850MHz |
| RF Output Power: | 12.78dBm (Conducted) |
| Type of Modulation: | QPSK, 16QAM, 64QAM |
| Type of Antenna: | Integral Antenna |
| Antenna Gain: | 4.8dBi |
| NFC | |
| Frequency Range: | 13.56MHz |
| Max. Field Strength: | 54.14dBuV/m (at 3m) |
| Antenna Type: | Integral Antenna |

1.2 Test Standards

The following report is prepared on behalf of the SC GOLD STANDARD INTERNATIONAL SRL in accordance with FCC 47 CFR Part 2.1093, ANSI/IEEE C95.1-2005, ANSI / IEEE C95.3 :2002, IEEE 1528-2013, KDB 447498 D01 v06, KDB 648474 D04 v01r03, KDB 248227 D01 v02r02, KDB 941225 D01 v03r01, KDB 941225 D05 v02r05 , and KDB 865664 D01 v01r04 and KDB 865664 D02 v01r02.

The objective is to determine compliance with FCC Part 2.1093 of the Federal Communication Commissions rules.

Maintenance of compliance is the responsibility of the manufacturer. Any modification of the product, which result in lowering the emission, should be checked to ensure compliance has been maintained.

1.3 Test Methodology

All measurements contained in this report were conducted with KDB 865664 D01 v01r04 and KDB 865664 D02 v01r02. The public notice KDB 447498 D01 v06 for Mobile and Portable Devices RF Exposure Procedure also.

1.4 Test Facility

Address of the test laboratory

Laboratory: Shenzhen SEM Test Technology Co., Ltd.

Address: 1/F, Building A, Hongwei Industrial Park, Liuxian 2nd Road, Bao'an District, Shenzhen, P.R.C. (518101)

FCC – Registration No.: 125990

Shenzhen SEM Test Technology Co., Ltd. EMC Laboratory has been registered and fully described in a report filed with the FCC (Federal Communications Commission). The acceptance letter from the FCC is maintained in our files. The Designation Number is CN5010. Test Firm Registration Number is 125990.

Industry Canada (IC) Registration No.: 11464A

The 3m Semi-anechoic chamber of Shenzhen SEM. Test Technology Co., Ltd. has been registered by Certification and Engineering Bureau of Industry Canada for radio equipment testing with Registration No.: 11464A.

2. Summary of Test Results

The maximum results of Specific Absorption Rate (SAR) have found during testing are as follows:

| Frequency Band | Head SAR | Body-worn (10mm Gap) | Hotspot (10mm Gap) | SAR _{1g} Limit (W/kg) |
|---------------------------|-------------------------------------|-------------------------------------|-------------------------------------|--------------------------------------|
| | Maximum SAR _{1g} (W/kg) | Maximum SAR _{1g} (W/kg) | Maximum SAR _{1g} (W/kg) | |
| GSM | 0.136 | 0.414 | 0.944 | 1.6 |
| WCDMA | 0.096 | 0.574 | 0.574 | 1.6 |
| LTE | 0.350 | 0.730 | 0.730 | 1.6 |
| WLAN 2.4G | 0.090 | 0.142 | 0.142 | 1.6 |
| WLAN 5.2G | 0.216 | 0.183 | 0.183 | 1.6 |
| WLAN 5.8G | 0.298 | 0.100 | 0.177 | 1.6 |
| BT | 0.008 | 0.019 | 0.018 | 1.6 |
| Simultaneous Transmission | 0.648 | 0.913 | 1.127 | 1.6 |

Remark:

The highest reported SAR values for head, body-worn, router(hotspot), and simultaneous transmission conditions are 0.350W/kg, 0.730 W/kg, 0.944W/kg, and 1.127W/kg respectively.

The device is in compliance with Specific Absorption Rate (SAR) for general population/uncontrolled exposure limits (1.6 W/kg) specified in FCC 47 CFR Part 2.1093 and ANSI/IEEE C95.1-2005, and had been tested in accordance with the measurement methods and procedure specified in IEEE 1528-2013 and KDB 865664 D01 v01r04 and KDB 865664 D02 v01r02

3. Specific Absorption Rate (SAR)

3.1 Introduction

SAR is related to the rate at which energy is absorbed per unit mass in an object exposed to a radio field. The SAR distribution in a biological body is complicated and is usually carried out by experimental techniques or numerical modeling. The standard recommends limits for two tiers of groups, occupational/controlled and general population/uncontrolled, based on a person's awareness and ability to exercise control over his or her exposure. In general, occupational/controlled exposure limits are higher than the limits for general population/uncontrolled.

3.2 SAR Definition

The SAR definition is the time derivative (rate) of the incremental energy (dW) absorbed by (dissipated in) an incremental mass (dm) contained in a volume element (dv) of a given density (ρ). The equation description is as below:

$$\text{SAR} = \frac{d}{dt} \left(\frac{dW}{dm} \right) = \frac{d}{dt} \left(\frac{dW}{\rho dv} \right)$$

SAR is expressed in units of Watts per kilogram (W/kg)

SAR measurement can be either related to the temperature elevation in tissue by

$$\text{SAR} = C \left(\frac{\delta T}{\delta t} \right)$$

Where: C is the specific heat capacity, δT is the temperature rise and δt is the exposure duration, or related to the electrical field in the tissue by

$$\text{SAR} = \frac{\sigma |E|^2}{\rho}$$

Where: σ is the conductivity of the tissue, ρ is the mass density of the tissue and E is the RMS electrical field strength.

However for evaluating SAR of low power transmitter, electrical field measurement is typically applied.

4. SAR Measurement System

4.1 The Measurement System

Comosar is a system that is able to determine the SAR distribution inside a phantom of human being according to different standards. The Comosar system consists of the following items:

- Main computer to control all the system
- 6 axis robot
- Data acquisition system
- Miniature E-field probe
- Phone holder
- Head simulating tissue

The following figure shows the system.



The EUT under test operating at the maximum power level is placed in the phone holder, under the phantom, which is filled with head simulating liquid. The E-Field probe measures the electric field inside the phantom. The OpenSAR software computes the results to give a SAR value in a 1g or 10g mass.

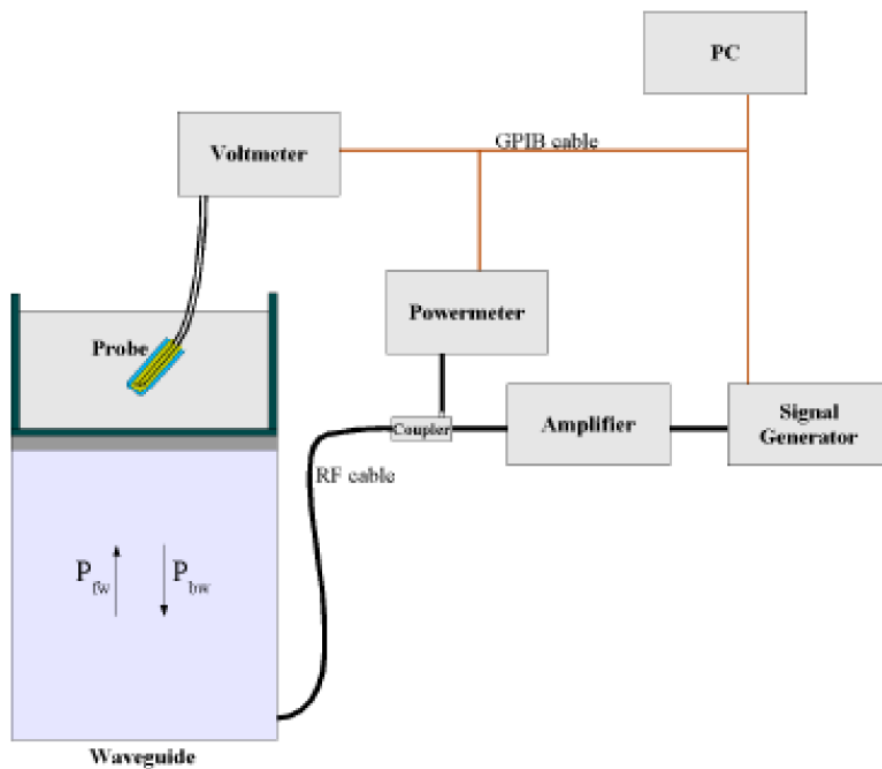
4.2 Probe

For the measurements the Specific Dosimetric E-Field Probe SSE5 SN 09/13 EP168 with following specifications is used

- Dynamic range: 0.01-100 W/kg
- Probe Length: 330 mm
- Length of Individual Dipoles: 4.5 mm
- Maximum external diameter: 8 mm
- Probe Tip External Diameter : 5 mm
- Distance between dipoles / probe extremity: 2.7mm

- Probe linearity: <0.25 dB
 - Axial Isotropy: <0.25 dB
 - Spherical Isotropy: <0.50 dB
 - Calibration range: 700 to 3000MHz for head & body simulating liquid.
- Angle between probe axis (evaluation axis) and surface normal line: less than 30°

Probe calibration is realized, in compliance with EN 62209-1 and IEEE 1528 STD, with CALISAR, Antenna proprietary calibration system. The calibration is performed with the EN 62209-1 annexe technique using reference guide at the five frequencies.



$$SAR = \frac{4(P_{fw} - P_{bw})}{ab\delta} \cos^2\left(\pi \frac{y}{a}\right) c \quad (2z/\delta)$$

Where :

P_{fw} = Forward Power

P_{bw} = Backward Power

a and b = Waveguide dimensions

δ = Skin depth

Keithley configuration:

Rate = Medium; Filter = ON; RDGS = 10; Filter type = Moving Average; Range auto after each calibration, a SAR measurement is performed on a validation dipole and compared with a NPL calibrated probe, to verify it.

The calibration factors, CF(N), for the 3 sensors corresponding to dipole 1, dipole 2 and dipole 3 are:

$$CF(N)=SAR(N)/V_{lin}(N) \quad (N=1,2,3)$$

The linearised output voltage $V_{lin}(N)$ is obtained from the displayed output voltage $V(N)$ using

$$V_{lin}(N)=V(N)*(1+V(N)/DCP(N)) \quad (N=1,2,3)$$

where DCP is the diode compression point in mV.

4.3 Probe Calibration Process

Dosimetric Assessment Procedure

Each E-Probe/Probe Amplifier combination has unique calibration parameters. SATIMO Probe calibration procedure is conducted to determine the proper amplifier settings to enter in the probe parameters. The amplifier settings are determined for a given frequency by subjecting the probe to a known E-field density (1 mW/cm²) using an with CALISAR, Antenna proprietary calibration system.

Free Space Assessment Procedure

The free space E-field from amplified probe outputs is determined in a test chamber. This calibration can be performed in a TEM cell if the frequency is below 1 GHz and in a waveguide or other methodologies above 1 GHz for free space. For the free space calibration, the probe is placed in the volumetric center of the cavity and at the proper orientation with the field. The probe is rotated 360 degrees until the three channels show the maximum reading. The power density readings equates to 1mW/cm².

Temperature Assessment Procedure

E-field temperature correlation calibration is performed in a flat phantom filled with the appropriate simulated head tissue. The E-field in the medium correlates with the temperature rise in the dielectric medium. For temperature correlation calibration a RF transparent thermistor-based temperature probe is used in conjunction with the E-field probe.

Where:

$$SAR = C \frac{\Delta T}{\Delta t}$$

Δt = exposure time (30 seconds),

C = heat capacity of tissue (brain or muscle),

ΔT = temperature increase due to RF exposure.

SAR is proportional to $\Delta T/\Delta t$, the initial rate of tissue heating, before thermal diffusion takes place. The electric field in the simulated tissue can be used to estimate SAR by equating the thermally derived SAR to that with the E- field component.

$$SAR = \frac{|E|^2 \cdot \sigma}{\rho}$$

Where:

σ = simulated tissue conductivity,

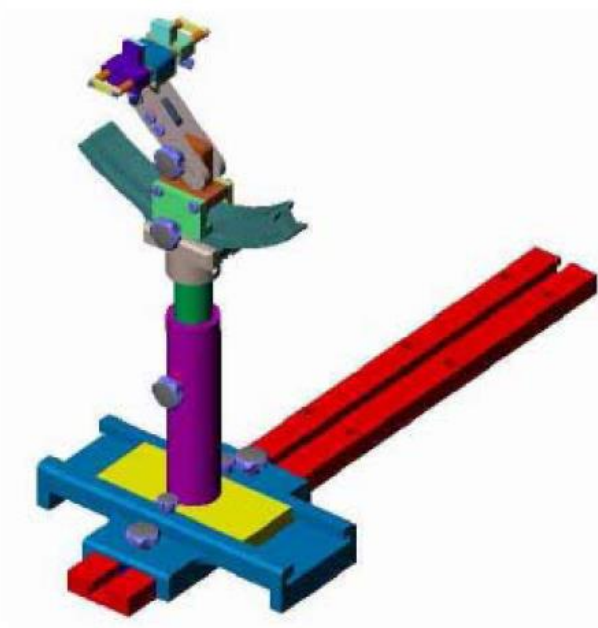
ρ = Tissue density (1.25 g/cm³ for brain tissue)

4.4 Phantom

For the measurements the Specific Anthropomorphic Mannequin (SAM) defined by the IEEE SCC-34/SC2 group is used. The phantom is a polyurethane shell integrated in a wooden table. The thickness of the phantom amounts to 2mm +/- 0.2mm. It enables the dosimetric evaluation of left and right phone usage and includes an additional flat phantom part for the simplified performance check. The phantom set-up includes a cover, which prevents the evaporation of the liquid.

4.5 Device Holder

The positioning system allows obtaining cheek and tilting position with a very good accuracy. In compliance with CENELEC, the tilt angle uncertainty is lower than 1 °.



| System Material | Permittivity | Loss Tangent |
|-----------------|--------------|--------------|
| Delrin | 3.7 | 0.005 |


4.6 Test Equipment List

| Description | Manufacturer | Model | Serial Number | Cal. Date | Due. Date |
|-----------------------|-----------------|---------------|------------------------|------------|------------|
| E-Field Probe | MVG | SSE5 | SN 09/13 EP168 | 2019-05-22 | 2020-05-21 |
| E-Field Probe | MVG | SSE2 | SN 45/15 EPGO280 | 2019-07-08 | 2020-07-07 |
| 835MHz Dipole | MVG | SID835 | SN 47/12 DIP 0G835-204 | 2019-03-16 | 2020-03-15 |
| 1800MHz Dipole | MVG | SID1800 | SN 47/12 DIP 1G800-206 | 2019-03-16 | 2020-03-15 |
| 1900MHz Dipole | MVG | SID1900 | SN 47/12 DIP 1G900-207 | 2019-03-16 | 2020-03-15 |
| 2450MHz Dipole | MVG | SID2450 | SN 13/15 DIP 2G450-364 | 2019-03-16 | 2020-03-15 |
| 2600MHz Dipole | MVG | SID2600 | SN 13/15 DIP 2G600-365 | 2019-03-16 | 2020-03-15 |
| 5 GHz Waveguide | MVG | SWG5500 | SN 49/16 WGA45 | 2019-07-15 | 2020-07-14 |
| Dielectric Probe Kit | MVG | SCLMP | SN 47/12 OCPG49 | 2019-03-16 | 2020-03-15 |
| SAM Phantom | MVG | SAM | SN/ 47/12 SAM95 | N/A | N/A |
| MULTIMETER | KEITHLEY | Keithley 2000 | 4006367 | 2019-04-30 | 2020-04-29 |
| Signal Generator | Rohde & Schwarz | SMR20 | 100047 | 2019-04-30 | 2020-04-29 |
| Universal Tester | Rohde & Schwarz | CMU200 | 112012 | 2019-04-30 | 2020-04-29 |
| Communications Tester | Rohde & Schwarz | CMW500 | 148650 | 2019-04-30 | 2020-04-29 |
| Network Analyzer | HP | 8753C | 2901A00831 | 2019-04-30 | 2020-04-29 |
| Directional Couplers | Agilent | 778D | 20160 | 2019-04-30 | 2020-04-29 |

5. Tissue Simulating Liquids

5.1 Composition of Tissue Simulating Liquid

For the measurement of the field distribution inside the SAM phantom with SMTIMO, the phantom must be filled with around 25 liters of homogeneous body tissue simulating liquid. For head SAR testing, the liquid height from the ear reference point (ERP) of the phantom to the liquid top surface is larger than 15 cm. For body SAR testing, the liquid height from the center of the flat phantom to the liquid top surface is larger than 15 cm. Please see the following photos for the liquid height.



Liquid Height for Head SAR



Liquid Height for Body SAR

The Composition of Tissue Simulating Liquid

| Frequency (MHz) | Water (%) | Salt (%) | Sugar (%) | HEC (%) | Preventol (%) | DGBE (%) |
|-----------------|-----------|----------|-----------|---------|---------------|----------|
| Head | | | | | | |
| 835 | 40.3 | 1.4 | 57.9 | 0.2 | 0.2 | 0 |
| 1700-1900 | 55.2 | 0.3 | 0 | 0 | 0 | 44.5 |
| 2450 | 55.0 | 0.1 | 0 | 0 | 0 | 44.9 |
| 2600 | 54.9 | 0.1 | 0 | 0 | 0 | 45.0 |
| Body | | | | | | |
| 835 | 50.8 | 0.9 | 48.1 | 0.1 | 0.1 | 0 |
| 1700-1900 | 70.2 | 0.4 | 0 | 0 | 0 | 29.4 |
| 2450 | 68.6 | 0.1 | 0 | 0 | 0 | 31.3 |
| 2600 | 68.2 | 0.1 | 0 | 0 | 0 | 31.7 |

| Frequency (MHz) | Water (%) | Hexyl Carbitol (%) | Triton X-100 (%) |
|-----------------|-----------|--------------------|------------------|
| Head | | | |
| 5000-6000 | 65.52 | 17.24 | 17.24 |
| Body | | | |
| 5000-6000 | 78.6 | 10.7 | 10.7 |

5.2 Tissue Dielectric Parameters for Head and Body Phantoms

The head tissue dielectric parameters recommended by the IEEE SCC-34/SC-2 in P1528 have been incorporated in the following table. These head parameters are derived from planar layer models simulating the highest expected SAR for the dielectric properties and tissue thickness variations in a human head. Other head and body tissue parameters that have not been specified in P1528 are derived from the tissue dielectric parameters computed from the 4-Cole-Cole equations described in Reference [12] and extrapolated according to the head parameters specified in P1528.

| Target Frequency (MHz) | Head | | Body | |
|---------------------------|------------------------------|----------------------------------|------------------------------|----------------------------------|
| | Conductivity (σ) | Permittivity (ϵ_r) | Conductivity (σ) | Permittivity (ϵ_r) |
| 150 | 0.76 | 52.3 | 0.80 | 61.9 |
| 300 | 0.87 | 45.3 | 0.92 | 58.2 |
| 450 | 0.87 | 43.5 | 0.94 | 56.7 |
| 750 | 0.89 | 41.9 | 0.96 | 55.5 |
| 835 | 0.90 | 41.5 | 0.97 | 55.2 |
| 900 | 0.97 | 41.5 | 1.05 | 55.0 |
| 915 | 0.98 | 41.5 | 1.06 | 55.0 |
| 1450 | 1.20 | 40.5 | 1.30 | 54.0 |
| 1610 | 1.29 | 40.3 | 1.40 | 53.8 |
| 1750 | 1.37 | 40.1 | 1.49 | 53.4 |
| 1800-2000 | 1.40 | 40.0 | 1.52 | 53.3 |
| 2450 | 1.80 | 39.2 | 1.95 | 52.7 |
| 3000 | 2.40 | 38.5 | 2.73 | 52.0 |
| 5200 | 4.66 | 36.0 | 5.30 | 49.0 |
| 5800 | 5.27 | 35.3 | 6.00 | 48.2 |

5.3 Tissue Calibration Result

The dielectric parameters of the liquids were verified prior to the SAR evaluation using COMOSAR Dielectric Probe Kit and an Agilent Network Analyzer.

Calibration Result for Dielectric Parameters of Tissue Simulating Liquid

| Head Tissue Simulating Liquid | | | | | | | | | |
|-------------------------------|------------|----------------------|---------------------|-----------|--------------------------|-------------------------|-----------|-----------|------------|
| Freq. MHz. | Temp. (°C) | Conductivity | | | Permittivity | | | Limit (%) | Date |
| | | Reading (σ) | Target (σ) | Delta (%) | Reading (ϵ_r) | Target (ϵ_r) | Delta (%) | | |
| 824.2 | 21.2 | 0.87 | 0.90 | -3.33 | 41.11 | 41.50 | -0.94 | ±5 | 2019-11-25 |
| 835 | 21.2 | 0.87 | 0.90 | -3.33 | 41.11 | 41.50 | -0.94 | ±5 | 2019-11-25 |
| 836.6 | 21.2 | 0.87 | 0.90 | -3.33 | 41.11 | 41.50 | -0.94 | ±5 | 2019-11-25 |
| 848.8 | 21.2 | 0.87 | 0.90 | -3.33 | 41.11 | 41.50 | -0.94 | ±5 | 2019-11-25 |
| 1710.7 | 21.3 | 1.37 | 1.37 | 0.00 | 39.02 | 40.1 | -2.69 | ±5 | 2019-11-26 |
| 1747.5 | 21.3 | 1.37 | 1.37 | 0.00 | 39.02 | 40.1 | -2.69 | ±5 | 2019-11-26 |
| 1750 | 21.3 | 1.37 | 1.37 | 0.00 | 39.02 | 40.1 | -2.69 | ±5 | 2019-11-26 |
| 1784.3 | 21.3 | 1.37 | 1.37 | 0.00 | 39.02 | 40.1 | -2.69 | ±5 | 2019-11-26 |
| 1800 | 21.2 | 1.48 | 1.52 | -2.63 | 52.26 | 53.30 | -1.95 | ±5 | 2019-11-26 |
| 1850.2 | 21.2 | 1.48 | 1.52 | -2.63 | 52.26 | 53.30 | -1.95 | ±5 | 2019-11-26 |
| 1880 | 21.2 | 1.49 | 1.52 | -1.97 | 52.21 | 53.30 | -2.05 | ±5 | 2019-11-26 |
| 1900 | 21.3 | 1.38 | 1.40 | -1.43 | 38.56 | 40.00 | -3.60 | ±5 | 2019-11-26 |
| 1909.8 | 21.3 | 1.38 | 1.40 | -1.43 | 38.56 | 40.00 | -3.60 | ±5 | 2019-11-26 |
| 2307.5 | 21.3 | 1.74 | 1.80 | -3.33 | 38.15 | 39.20 | -2.68 | ±5 | 2019-11-27 |
| 2350 | 21.3 | 1.74 | 1.80 | -3.33 | 38.15 | 39.20 | -2.68 | ±5 | 2019-11-27 |
| 2357.5 | 21.3 | 1.74 | 1.80 | -3.33 | 38.15 | 39.20 | -2.68 | ±5 | 2019-11-27 |
| 2412 | 21.3 | 1.74 | 1.80 | -3.33 | 38.15 | 39.20 | -2.68 | ±5 | 2019-11-27 |
| 2437 | 21.3 | 1.74 | 1.80 | -3.33 | 38.15 | 39.20 | -2.68 | ±5 | 2019-11-27 |
| 2450 | 21.3 | 1.74 | 1.80 | -3.33 | 38.15 | 39.20 | -2.68 | ±5 | 2019-11-27 |
| 2462 | 21.3 | 1.74 | 1.80 | -3.33 | 38.15 | 39.20 | -2.68 | ±5 | 2019-11-27 |
| 2502.5 | 21.3 | 1.93 | 1.96 | -1.53 | 38.63 | 39.0 | -0.95 | ±5 | 2019-11-27 |
| 2593 | 21.3 | 1.93 | 1.96 | -1.53 | 38.63 | 39.0 | -0.95 | ±5 | 2019-11-27 |
| 2600 | 21.3 | 1.93 | 1.96 | -1.53 | 38.63 | 39.0 | -0.95 | ±5 | 2019-11-27 |
| 2687.5 | 21.3 | 4.87 | 4.66 | 4.51 | 35.6 | 36.0 | -1.11 | ±5 | 2019-11-28 |
| 5180 | 21.3 | 4.87 | 4.66 | 4.51 | 35.6 | 36.0 | -1.11 | ±5 | 2019-11-28 |
| 5200 | 21.3 | 4.87 | 4.66 | 4.51 | 35.6 | 36.0 | -1.11 | ±5 | 2019-11-28 |
| 5240 | 21.3 | 4.87 | 4.66 | 4.51 | 35.6 | 36.0 | -1.11 | ±5 | 2019-11-28 |
| 5745 | 21.3 | 5.17 | 5.27 | -1.90 | 35.6 | 35.3 | 0.85 | ±5 | 2019-11-28 |
| 5785 | 21.3 | 5.17 | 5.27 | -1.90 | 35.6 | 35.3 | 0.85 | ±5 | 2019-11-28 |
| 5800 | 21.3 | 5.17 | 5.27 | -1.90 | 35.6 | 35.3 | 0.85 | ±5 | 2019-11-28 |
| 5825 | 21.3 | 5.17 | 5.27 | -1.90 | 35.6 | 35.3 | 0.85 | ±5 | 2019-11-28 |

| Body Tissue Simulating Liquid | | | | | | | | | |
|-------------------------------|---------------|-------------------------|------------------------|--------------|-----------------------------|----------------------------|--------------|--------------|------------|
| Freq. MHz. | Temp. (°C) | Conductivity | | | Permittivity | | | Limit (%) | Date |
| | | Reading (σ) | Target (σ) | Delta (%) | Reading (ϵ_r) | Target (ϵ_r) | Delta (%) | | |
| 824.2 | 21.2 | 0.95 | 0.97 | -2.06 | 54.85 | 55.20 | -0.63 | ±5 | 2019-11-25 |
| 835 | 21.2 | 0.95 | 0.97 | -2.06 | 54.85 | 55.20 | -0.63 | ±5 | 2019-11-25 |
| 836.6 | 21.2 | 0.95 | 0.97 | -2.06 | 54.85 | 55.20 | -0.63 | ±5 | 2019-11-25 |
| 848.8 | 21.2 | 0.95 | 0.97 | -2.06 | 54.85 | 55.20 | -0.63 | ±5 | 2019-11-25 |
| 1710.7 | 21.3 | 1.46 | 1.49 | -2.01 | 51.22 | 53.40 | -4.08 | ±5 | 2019-11-26 |
| 1747.5 | 21.3 | 1.46 | 1.49 | -2.01 | 51.22 | 53.40 | -4.08 | ±5 | 2019-11-26 |
| 1750 | 21.3 | 1.46 | 1.49 | -2.01 | 51.22 | 53.40 | -4.08 | ±5 | 2019-11-26 |
| 1784.3 | 21.3 | 1.46 | 1.49 | -2.01 | 51.22 | 53.40 | -4.08 | ±5 | 2019-11-26 |
| 1800 | 21.3 | 1.46 | 1.52 | -3.95 | 51.22 | 53.30 | -3.90 | ±5 | 2019-11-26 |
| 1850.2 | 21.3 | 1.46 | 1.52 | -3.95 | 51.22 | 53.30 | -3.90 | ±5 | 2019-11-26 |
| 1880 | 21.3 | 1.46 | 1.52 | -3.95 | 51.22 | 53.30 | -3.90 | ±5 | 2019-11-26 |
| 1900 | 21.3 | 1.50 | 1.52 | -1.32 | 52.42 | 53.30 | -1.65 | ±5 | 2019-11-26 |
| 1909.8 | 21.3 | 1.50 | 1.52 | -1.32 | 52.42 | 53.30 | -1.65 | ±5 | 2019-11-26 |
| 2302.5 | 21.3 | 1.91 | 1.95 | -2.05 | 52.01 | 52.70 | -1.31 | ±5 | 2019-11-27 |
| 2350 | 21.3 | 1.91 | 1.95 | -2.05 | 52.01 | 52.70 | -1.31 | ±5 | 2019-11-27 |
| 2397.5 | 21.3 | 1.91 | 1.95 | -2.05 | 52.01 | 52.70 | -1.31 | ±5 | 2019-11-27 |
| 2412 | 21.3 | 1.91 | 1.95 | -2.05 | 52.01 | 52.70 | -1.31 | ±5 | 2019-11-27 |
| 2437 | 21.3 | 1.91 | 1.95 | -2.05 | 52.01 | 52.70 | -1.31 | ±5 | 2019-11-27 |
| 2450 | 21.3 | 1.91 | 1.95 | -2.05 | 52.01 | 52.70 | -1.31 | ±5 | 2019-11-27 |
| 2462 | 21.3 | 1.91 | 1.95 | -2.05 | 52.01 | 52.70 | -1.31 | ±5 | 2019-11-27 |
| 2502.5 | 21.3 | 1.91 | 1.95 | -2.05 | 52.01 | 52.70 | -1.31 | ±5 | 2019-11-27 |
| 2593 | 21.3 | 1.91 | 1.95 | -2.05 | 52.01 | 52.70 | -1.31 | ±5 | 2019-11-27 |
| 2600 | 21.3 | 2.12 | 2.16 | -1.85 | 52.24 | 52.50 | -0.50 | ±5 | 2019-11-27 |
| 2687.5 | 21.3 | 2.12 | 2.16 | -1.85 | 52.24 | 52.50 | -0.50 | ±5 | 2019-11-27 |
| 5180 | 21.3 | 5.16 | 5.30 | -2.64 | 48.50 | 49.0 | -1.02 | ±5 | 2019-11-28 |
| 5200 | 21.3 | 5.16 | 5.30 | -2.64 | 48.50 | 49.0 | -1.02 | ±5 | 2019-11-28 |
| 5240 | 21.3 | 5.16 | 5.30 | -2.64 | 48.50 | 49.0 | -1.02 | ±5 | 2019-11-28 |
| 5745 | 21.3 | 5.76 | 6.00 | -4.00 | 48.50 | 48.2 | 0.62 | ±5 | 2019-11-28 |
| 5785 | 21.3 | 5.76 | 6.00 | -4.00 | 48.50 | 48.2 | 0.62 | ±5 | 2019-11-28 |
| 5800 | 21.3 | 5.76 | 6.00 | -4.00 | 48.50 | 48.2 | 0.62 | ±5 | 2019-11-28 |
| 5825 | 21.3 | 5.76 | 6.00 | -4.00 | 48.50 | 48.2 | 0.62 | ±5 | 2019-11-28 |

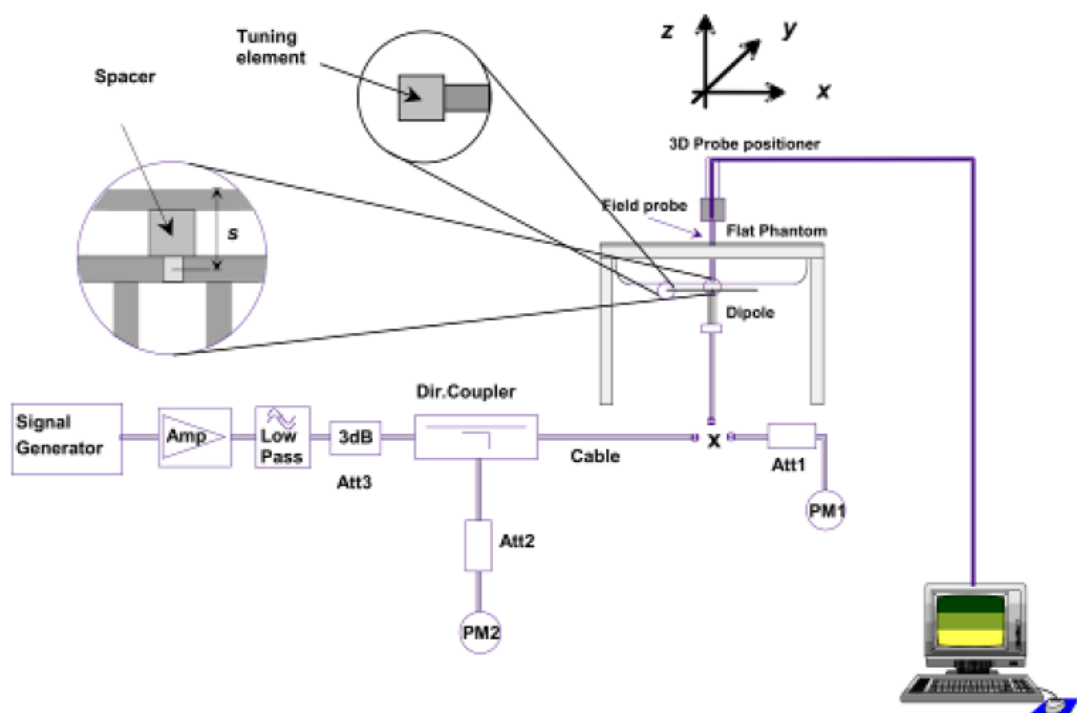
6. SAR Measurement Evaluation

6.1 Purpose of System Performance Check

The system performance check verifies that the system operates within its specifications. System and operator errors can be detected and corrected. It is recommended that the system performance check be performed prior to any usage of the system in order to guarantee reproducible results. The system performance check uses normal SAR measurements in a simplified setup with a well characterized source. This setup was selected to give a high sensitivity to all parameters that might fail or vary over time. The system check does not intend to replace the calibration of the components, but indicates situations where the system uncertainty is exceeded due to drift or failure.

6.2 System Setup

In the simplified setup for system evaluation, the EUT is replaced by a calibrated dipole and the power source is replaced by a continuous wave which comes from a signal generator at frequency 835MHz, 1800MHz, 1900MHz, 2450MHz, 2600MHz, and 5GHz. The calibrated dipole must be placed beneath the flat phantom section of the SAM twin phantom with the correct distance holder. The distance holder should touch the phantom surface with a light pressure at the reference marking and be oriented parallel to the long side of the phantom.



System Verification Setup Block Diagram



Setup Photo of Dipole Antenna

The output power on dipole port must be calibrated to 24 dBm(250 mW) before dipole is connected.
 The output power on 5 GHz Waveguide must be calibrated to 20 dBm (100mW) before 5 GHz Waveguide is connected.

6.3 Validation Results

Comparing to the original SAR value provided by SATIMO, the validation data should be within its specification of 10 %. Table 6.1 shows the target SAR and measured SAR after normalized to 1W input power. The table below indicates the system performance check can meet the variation criterion.

| Frequency MHz | Targeted SAR _{1g} (W/kg) | Measured SAR _{1g} (W/kg) | Normalized SAR _{1g} (W/kg) | Tolerance (%) | Date |
|------------------|--------------------------------------|--------------------------------------|--|------------------|------------|
| Head | | | | | |
| 835 | 9.65 | 2.41 | 9.64 | -0.10 | 2019-11-25 |
| 1800 | 38.49 | 9.61 | 38.44 | -0.13 | 2019-11-26 |
| 1900 | 39.59 | 9.91 | 39.64 | 0.13 | 2019-11-26 |
| 2450 | 53.76 | 13.45 | 53.8 | 0.07 | 2019-11-27 |
| 2600 | 55.07 | 13.67 | 54.68 | -0.71 | 2019-11-27 |
| Body | | | | | |
| 835 | 9.36 | 2.35 | 9.4 | 0.43 | 2019-11-25 |
| 1800 | 38.29 | 9.58 | 38.32 | 0.08 | 2019-11-26 |
| 1900 | 39.01 | 9.78 | 39.12 | 0.28 | 2019-11-26 |
| 2450 | 50.33 | 12.59 | 50.36 | 0.06 | 2019-11-27 |
| 2600 | 53.92 | 13.43 | 53.72 | -0.37 | 2019-11-27 |

| Frequency | Liquid | Power (mw) | Targeted SAR1g | Measured SAR1g | Normalized SAR1g | Tolerance |
|-----------|--------|------------|----------------|----------------|------------------|-----------|
| 5200 | Head | 100 | 161.23 | 16.946 | 169.46 | 5.10 |
| 5200 | Body | 100 | 154.45 | 16.681 | 166.81 | 8.00 |
| 5800 | Head | 100 | 179.32 | 17.191 | 171.91 | -4.13 |
| 5800 | Body | 100 | 170.71 | 16.980 | 169.8 | -0.53 |

Remark: Referring to IEEE 1528-2013, Section 8.2, The system check shall be performed at a test frequency that is within $\pm 10\%$ or ± 100 MHz of the compliance test mid-band frequency, so the 1750 MHz system verification is made of 1800MHz Dipole.

Targeted and Measurement SAR

Please refer to Annex A for the plots of system performance check.

7. EUT Testing Position

7.1 Define Two Imaginary Lines on The Handset

- (a) The vertical centerline passes through two points on the front side of the handset - the midpoint of the width w_t of the handset at the level of the acoustic output, and the midpoint of the width w_b of the bottom of the handset.
- (b) The horizontal line is perpendicular to the vertical centerline and passes through the center of the acoustic output. The horizontal line is also tangential to the face of the handset at point A.
- (c) The two lines intersect at point A. Note that for many handsets, point A coincides with the center of the acoustic output; however, the acoustic output may be located elsewhere on the horizontal line. Also note that the vertical centerline is not necessarily parallel to the front face of the handset, especially for clamshell handsets, handsets with flip covers, and other irregularly shaped handsets.

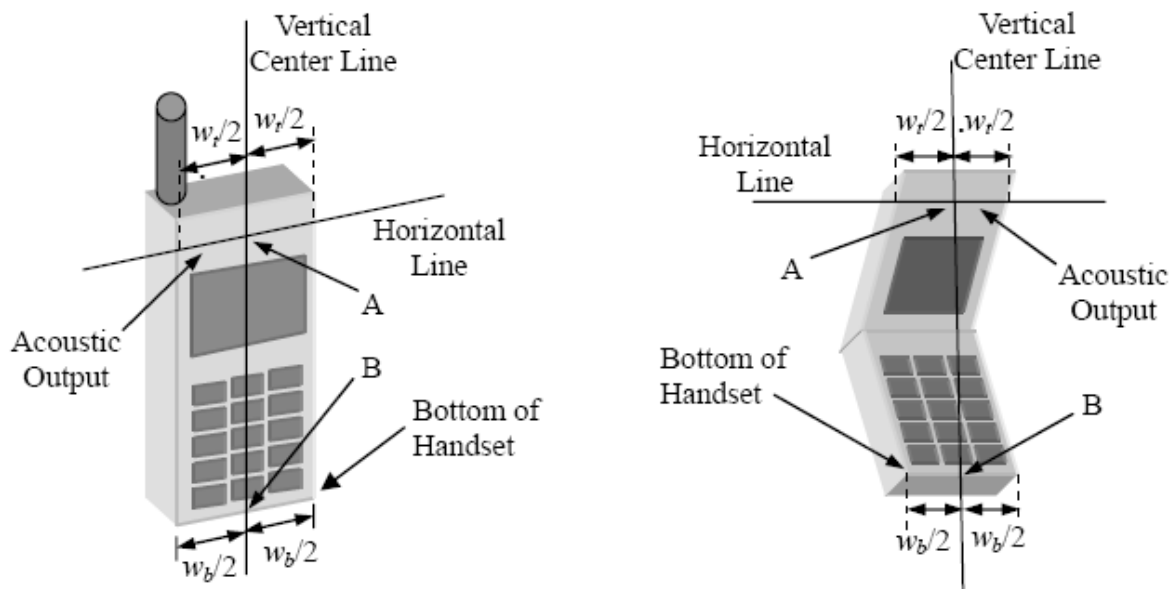


Illustration for Handset Vertical and Horizontal Reference Lines

7.2 Cheek Position

(a) To position the device with the vertical center line of the body of the device and the horizontal line crossing the center piece in a plane parallel to the sagittal plane of the phantom. While maintaining the device in this plane, align the vertical center line with the reference plane containing the three ear and mouth reference point (M: Mouth, RE: Right Ear, and LE: Left Ear) and align the center of the ear piece with the line RE-LE.

(b) To move the device towards the phantom with the ear piece aligned with the line LE-RE until the phone touched the ear. While maintaining the device in the reference plane and maintaining the phone contact with the ear, move the bottom of the phone until any point on the front side is in contact with the cheek of the phantom or until contact with the ear is lost (see Fig. 7.2).

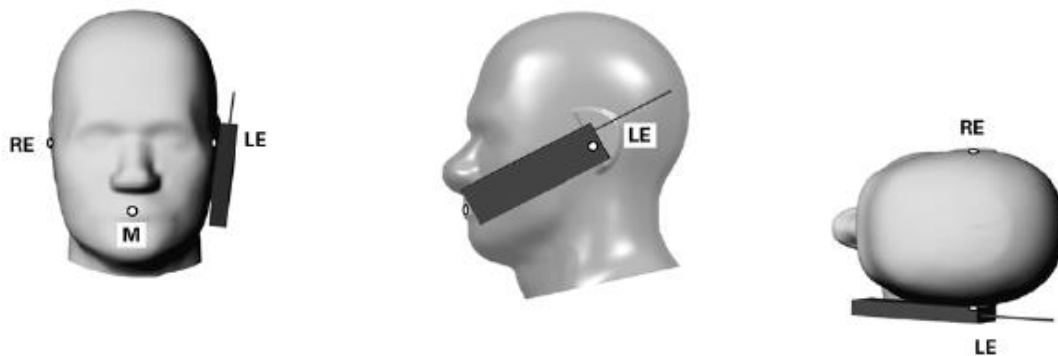


Illustration for Cheek Position

7.3 Tilted Position

(a) To position the device in the “cheek” position described above.

(b) While maintaining the device the reference plane described above and pivoting against the ear, moves it outward away from the mouth by an angle of 15 degrees or until contact with the ear is lost (see Fig. 7.3).




Illustration for Tilted Position

7.4 Body Position

- To position the device parallel to the phantom surface with each side.
- To adjust the device parallel to the flat phantom.
- To adjust the distance between the device surface and the flat phantom to 10mm.

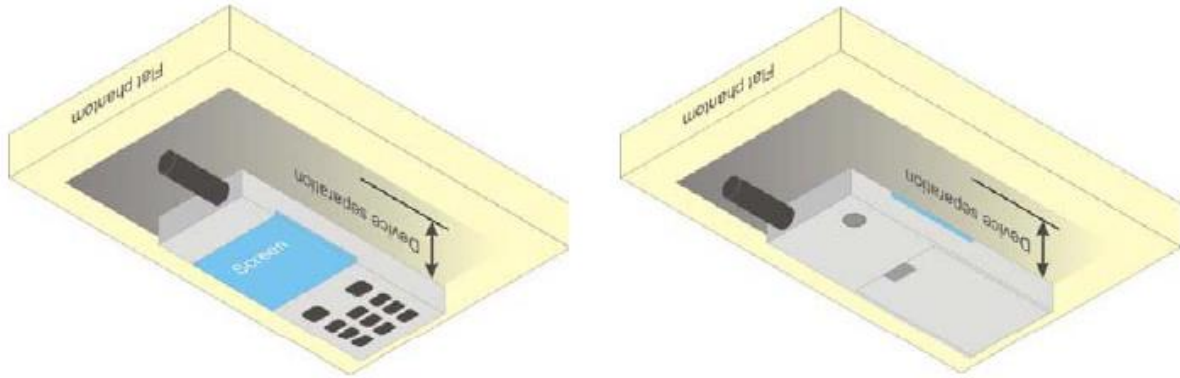
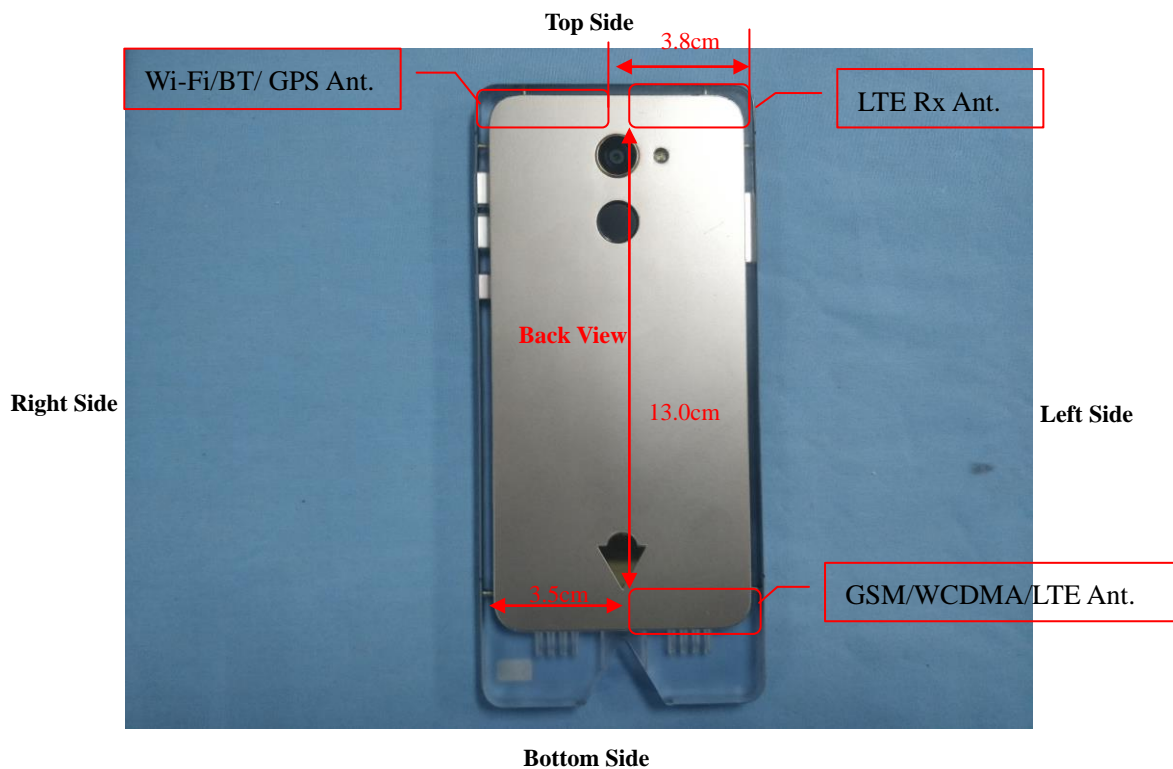



Illustration for Body Position

7.5 EUT Antenna Position





Block Diagram for EUT Antenna Position

7.6 EUT Testing Position

Head/Body mode SAR assessments are required for this device. This EUT was tested in different positions for different SAR test modes, more information as below:

| Head SAR tests | | | | |
|----------------|-------------|------------|--------------|-------------|
| Antennas | Right Cheek | Left Cheek | Right Tilted | Left Tilted |
| WWAN | Yes | Yes | Yes | Yes |
| WLAN | Yes | Yes | Yes | Yes |

| Body SAR tests, Test distance: 10mm | | | | | | |
|-------------------------------------|-------|------|------------|-----------|----------|-------------|
| Antennas | Front | Back | Right Side | Left Side | Top Side | Bottom Side |
| WWAN | Yes | Yes | No | Yes | No | Yes |
| WLAN | Yes | Yes | Yes | No | Yes | No |

| Body-worn SAR tests, Test distance: 10mm | | |
|--|-------|------|
| Antennas | Front | Back |
| WWAN | Yes | Yes |
| WLAN | Yes | Yes |

Remark:

- Referring to KDB 941225 D06, when the overall device length and width are $\geq 9\text{cm} \times 5\text{cm}$, the test separation distances is 10 mm. SAR must be measured for all sides and surfaces with a transmitting antenna located within 25mm from that surface or edge.
- Referring to KDB 648474 D04 Handset SAR v01r03, 10-g extremity SAR is required only for the surfaces and edges with hotspot mode 1-g reported SAR $> 1.2\text{ W/kg}$

Please refer to Annex D for the EUT test setup photos.

8. SAR Measurement Procedures

8.1 Measurement Procedures

The measurement procedures are as follows:

- (a) Use base station simulator (if applicable) or engineering software to transmit RF power continuously (continuous Tx) in the highest power channel.
- (b) Keep EUT to radiate maximum output power or 100% factor (if applicable)
- (c) Measure output power through RF cable and power meter.
- (d) Place the EUT in the positions as Annex D demonstrates.
- (e) Set scan area, grid size and other setting on the SATIMO software.
- (f) Measure SAR results for the highest power channel on each testing position.
- (g) Find out the largest SAR result on these testing positions of each band
- (h) Measure SAR results for other channels in worst SAR testing position if the SAR of highest power channel is larger than 0.8 W/kg

According to the test standard, the recommended procedure for assessing the peak spatial-average SAR value consists of the following steps:

- (a) Power reference measurement
- (b) Area scan
- (c) Zoom scan
- (d) Power drift measurement

8.2 Spatial Peak SAR Evaluation

The procedure for spatial peak SAR evaluation has been implemented according to the test standard. It can be conducted for 1g and 10g, as well as for user-specific masses. The SATIMO software includes all numerical procedures necessary to evaluate the spatial peak SAR value.

The base for the evaluation is a "cube" measurement. The measured volume must include the 1g and 10g cubes with the highest averaged SAR values. For that purpose, the center of the measured volume is aligned to the interpolated peak SAR value of a previously performed area scan.

The entire evaluation of the spatial peak values is performed within the post-processing engine. The system always gives the maximum values for the 1g and 10g cubes. The algorithm to find the cube with highest averaged SAR is divided into the following stages:

- (a) Extraction of the measured data (grid and values) from the Zoom Scan
- (b) Calculation of the SAR value at every measurement point based on all stored data
- (c) Generation of a high-resolution mesh within the measured volume
- (d) Interpolation of all measured values from the measurement grid to the high-resolution grid
- (e) Extrapolation of the entire 3D field distribution to the phantom surface over the distance from sensor to surface
- (f) Calculation of the averaged SAR within masses of 1g and 10g

8.3 Area & Zoom Scan Procedures

First Area Scan is used to locate the approximate location(s) of the local peak SAR value(s). The measurement grid within an Area Scan is defined by the grid extent, grid step size and grid offset. Next, in order to determine the EM field distribution in a three-dimensional spatial extension, Zoom Scan is required. The Zoom Scan measures 5x5x7 points with step size 8, 8 and 5 mm for 300 MHz to 3 GHz, and 8x8x8 points with step size 4, 4 and 2.5 mm for 3 GHz to 6 GHz. The Zoom Scan is performed around the highest E-field value to determine the averaged SAR-distribution over 10 g.

8.4 Volume Scan Procedures

The volume scan is used for assess overlapping SAR distributions for antennas transmitting in different frequency bands. It is equivalent to an oversized zoom scan used in standalone measurements. The measurement volume will be used to enclose all the simultaneous transmitting antennas. For antennas transmitting simultaneously in different frequency bands, the volume scan is measured separately in each frequency band. In order to sum correctly to compute the 1g aggregate SAR, the EUT remain in the same test position for all measurements and all volume scan use the same spatial resolution and grid spacing (step-size is 4, 4 and 2.5 mm). When all volume scan were completed, the software can combine and subsequently superpose these measurement data to calculating the multiband SAR.

8.5 SAR Averaged Methods

The local SAR inside the phantom is measured using small dipole sensing elements inside a probe body. The probe tip must not be in contact with the phantom surface in order to minimize measurements errors, but the highest local SAR will occur at the surface of the phantom.

An extrapolation is using to determinate this highest local SAR values. The extrapolation is based on a fourth-order least-square polynomial fit of measured data. The local SAR value is then extrapolated from the liquid surface with a 1mm step.

The measurements have to be performed over a limited time (due to the duration of the battery) so the step of measurement is high. It could vary between 5 and 8 mm. To obtain an accurate assessment of the maximum SAR averaged over 10g and 1 g requires a very fine resolution in the three dimensional scanned data array.

8.6 Power Drift Monitoring

All SAR testing is under the EUT install full charged battery and transmit maximum output power. In SATIMO measurement software, the power reference measurement and power drift measurement procedures are used for monitoring the power drift of EUT during SAR test. Both these procedures measure the field at a specified reference position before and after the SAR testing. The software will calculate the field difference in dB. If the power drift more than 5%, the SAR will be retested.

9. SAR Test Result

9.1 Conducted RF Output Power

| GSM - Burst Average Power (dBm) | | | | | | | | |
|---------------------------------|--------|-------|-------|---------------------|---------|-------|--------|---------------------|
| Band | GSM850 | | | Tune-up power (dBm) | PCS1900 | | | Tune-up power (dBm) |
| Channel | 128 | 190 | 251 | | 512 | 661 | 810 | |
| Frequency (MHz) | 824.2 | 836.6 | 848.8 | | 1850.2 | 1880 | 1909.8 | |
| GSM | 31.22 | 31.30 | 31.13 | 31.5 | 28.51 | 28.19 | 28.15 | 29.0 |
| GPRS (1 slot) | 31.24 | 31.33 | 31.14 | 31.5 | 28.57 | 28.22 | 28.18 | 29.0 |
| GPRS (2 slots) | 30.77 | 30.80 | 30.66 | 31.0 | 28.04 | 27.62 | 27.59 | 28.5 |
| GPRS (3 slots) | 29.38 | 29.43 | 29.18 | 29.5 | 26.46 | 26.05 | 26.01 | 26.5 |
| GPRS (4 slots) | 28.45 | 28.47 | 28.27 | 28.5 | 25.40 | 24.94 | 24.91 | 25.5 |
| EDGE (1 slot) | 26.09 | 26.08 | 25.95 | 26.5 | 24.55 | 24.07 | 24.14 | 25.0 |
| EDGE (2 slots) | 25.00 | 25.02 | 24.85 | 25.5 | 23.89 | 23.25 | 23.07 | 24.0 |
| EDGE (3 slots) | 23.03 | 23.05 | 22.81 | 23.5 | 22.50 | 20.86 | 20.90 | 23.0 |
| EDGE (4 slots) | 21.95 | 21.95 | 21.69 | 22.0 | 20.23 | 20.71 | 19.80 | 20.5 |

| GSM - Source-Based Time-Average Power (dBm) | | | | | | | | |
|---|--------|-------|-------|---------------------|---------|-------|--------|---------------------|
| Band | GSM850 | | | Tune-up power (dBm) | PCS1900 | | | Tune-up power (dBm) |
| Channel | 128 | 190 | 251 | | 512 | 661 | 810 | |
| Frequency (MHz) | 824.2 | 836.6 | 848.8 | | 1850.2 | 1880 | 1909.8 | |
| GSM | 22.22 | 22.30 | 22.13 | 22.5 | 19.51 | 19.19 | 19.15 | 20.0 |
| GPRS (1 slot) | 22.24 | 22.33 | 22.14 | 22.5 | 19.57 | 19.22 | 19.18 | 20.0 |
| GPRS (2 slots) | 24.77 | 24.80 | 24.66 | 25.0 | 22.04 | 21.62 | 21.59 | 22.5 |
| GPRS (3 slots) | 25.13 | 25.18 | 24.93 | 25.5 | 22.21 | 21.80 | 21.76 | 22.5 |
| GPRS (4 slots) | 25.45 | 25.47 | 25.27 | 25.5 | 22.40 | 21.94 | 21.91 | 22.5 |
| EDGE (1 slot) | 17.09 | 17.08 | 16.95 | 17.5 | 15.55 | 15.07 | 15.14 | 16.0 |
| EDGE (2 slots) | 19.00 | 19.02 | 18.85 | 19.5 | 17.89 | 17.25 | 17.07 | 18.0 |
| EDGE (3 slots) | 18.78 | 18.80 | 18.56 | 19.0 | 18.25 | 16.61 | 16.65 | 18.5 |
| EDGE (4 slots) | 18.95 | 18.95 | 18.69 | 19.0 | 17.23 | 17.71 | 16.80 | 18.0 |

Note: The source-based time-averaged power is linearly scaled the maximum burst averaged power based on time slots. The calculated method are shown as below:

Source based time-average power = Burst averaged power - Duty cycle factor in dB

Duty cycle factor = 9 dB for 1 Tx slot, 6 dB for 2 Tx slots, 4.25 dB for 3 Tx slots, 3 dB for 4 Tx slots

Remark:

1. For Head SAR testing, GSM should be evaluated, therefore the EUT was set in GSM for GSM850 and GSM1900 due to its highest source-based time-average power.
2. For Body SAR testing, GPRS should be evaluated, therefore the EUT was set in GPRS (2TX slots) for GSM850 and GPRS (2TX slots) for GSM1900 due to its highest source-based time-average power.

3. Per KDB 447498 D01 v06, the maximum output power channel is used for SAR testing and for further SAR test reduction.
4. The DUT do not support DTM function.
5. The DUT do not support Hotspot function.

| WCDMA - Average Power (dBm) | | | | | | | | |
|-----------------------------|---------------|--------|--------|---------------------------|--------------|-------|-------|---------------------------|
| Band | WCDMA Band II | | | | WCDMA Band V | | | |
| Channel | 9262 | 9400 | 9538 | Tune-up power (dBm) | 4132 | 4183 | 4233 | Tune-up power (dBm) |
| Frequency (MHz) | 1852.4 | 1880.0 | 1907.6 | | 826.4 | 836.4 | 846.6 | |
| RMC 12.2k | 22.58 | 22.10 | 22.07 | 23.0 | 22.49 | 22.50 | 22.51 | 23.0 |
| HSDPA Subtest-1 | 21.78 | 21.30 | 21.45 | 22.0 | 21.50 | 21.64 | 21.67 | 22.0 |
| HSDPA Subtest-2 | 21.76 | 21.28 | 21.43 | 22.0 | 21.48 | 21.63 | 21.65 | 22.0 |
| HSDPA Subtest-3 | 21.75 | 21.29 | 21.44 | 22.0 | 21.49 | 21.62 | 21.63 | 22.0 |
| HSDPA Subtest-4 | 21.77 | 21.27 | 21.43 | 22.0 | 21.49 | 21.62 | 21.65 | 22.0 |
| HSUPA Subtest-1 | 21.66 | 20.91 | 21.38 | 22.0 | 21.49 | 21.46 | 21.59 | 22.0 |
| HSUPA Subtest-2 | 21.63 | 20.89 | 21.35 | 22.0 | 21.45 | 21.43 | 21.56 | 22.0 |
| HSUPA Subtest-3 | 21.62 | 20.87 | 21.36 | 22.0 | 21.46 | 21.44 | 21.57 | 22.0 |
| HSUPA Subtest-4 | 21.63 | 20.89 | 21.37 | 22.0 | 21.46 | 21.44 | 21.58 | 22.0 |
| HSUPA Subtest-5 | 21.64 | 20.89 | 21.37 | 22.0 | 21.47 | 21.45 | 21.58 | 22.0 |

Remark:

1. per KDB 941225 D01 v03, The 12.2kbps RMC mode was selected for SAR testing(the primary mode).
2. When the maximum output power and tune-up tolerance specified for production units in a secondary mode is $\leq 1/4$ dB higher than the primary mode or when the highest reported SAR of the primary mode is scaled by the ratio of specified maximum output power and tune-up tolerance of secondary to primary mode and the adjusted SAR is ≤ 1.2 W/kg, SAR measurement is not required for the secondary mode

FDD-LTE Band 2:

| Channel Bandwidth: 1.4 MHz | | | | | |
|----------------------------|---------|------------------|--------|---------------------|----------|
| Modulation | Channel | RB Configuration | | Average Power [dBm] | MPR (dB) |
| | | Size | Offset | | |
| QPSK | LCH | 1 | 0 | 24.09 | 0 |
| | | 1 | 3 | 24.21 | 0 |
| | | 1 | 5 | 24.07 | 0 |
| | | 3 | 0 | 23.20 | 0 |
| | | 3 | 2 | 23.20 | 0 |
| | | 3 | 3 | 23.14 | 0 |
| | | 6 | 0 | 22.66 | 1 |
| | MCH | 1 | 0 | 22.71 | 0 |
| | | 1 | 3 | 22.86 | 0 |
| | | 1 | 5 | 22.74 | 0 |
| | | 3 | 0 | 22.75 | 0 |
| | | 3 | 2 | 22.77 | 0 |
| | | 3 | 3 | 22.75 | 0 |
| | | 6 | 0 | 21.85 | 1 |
| | HCH | 1 | 0 | 23.51 | 0 |
| | | 1 | 3 | 23.70 | 0 |
| | | 1 | 5 | 23.52 | 0 |
| | | 3 | 0 | 23.26 | 0 |
| | | 3 | 2 | 23.24 | 0 |
| | | 3 | 3 | 23.21 | 0 |
| | | 6 | 0 | 22.61 | 1 |
| 16QAM | LCH | 1 | 0 | 23.37 | 1 |
| | | 1 | 3 | 23.46 | 1 |
| | | 1 | 5 | 23.29 | 1 |
| | | 3 | 0 | 22.85 | 1 |
| | | 3 | 2 | 22.79 | 1 |
| | | 3 | 3 | 22.73 | 1 |
| | | 6 | 0 | 21.68 | 2 |
| | MCH | 1 | 0 | 22.06 | 1 |
| | | 1 | 3 | 22.30 | 1 |
| | | 1 | 5 | 22.08 | 1 |
| | | 3 | 0 | 21.71 | 1 |
| | | 3 | 2 | 21.74 | 1 |
| | | 3 | 3 | 21.72 | 1 |
| | | 6 | 0 | 20.79 | 2 |
| HCH | 1 | 0 | 22.77 | 1 | |
| | 1 | 3 | 22.94 | 1 | |

| | | | | | |
|--|--|---|---|-------|---|
| | | 1 | 5 | 22.80 | 1 |
| | | 3 | 0 | 22.64 | 1 |
| | | 3 | 2 | 22.67 | 1 |
| | | 3 | 3 | 22.66 | 1 |
| | | 6 | 0 | 21.70 | 2 |

| Channel Bandwidth: 3 MHz | | | | | |
|--------------------------|---------|------------------|--------|---------------------|----------|
| Modulation | Channel | RB Configuration | | Average Power [dBm] | MPR (dB) |
| | | Size | Offset | | |
| QPSK | LCH | 1 | 0 | 24.11 | 0 |
| | | 1 | 7 | 24.27 | 0 |
| | | 1 | 14 | 24.02 | 0 |
| | | 8 | 0 | 23.14 | 1 |
| | | 8 | 4 | 23.11 | 1 |
| | | 8 | 7 | 23.06 | 1 |
| | | 15 | 0 | 23.07 | 1 |
| | MCH | 1 | 0 | 22.78 | 0 |
| | | 1 | 7 | 23.00 | 0 |
| | | 1 | 14 | 22.77 | 0 |
| | | 8 | 0 | 21.83 | 1 |
| | | 8 | 4 | 21.82 | 1 |
| | | 8 | 7 | 21.79 | 1 |
| | | 15 | 0 | 21.72 | 1 |
| | HCH | 1 | 0 | 23.51 | 0 |
| | | 1 | 7 | 23.77 | 0 |
| | | 1 | 14 | 23.56 | 0 |
| | | 8 | 0 | 22.52 | 1 |
| | | 8 | 4 | 22.56 | 1 |
| | | 8 | 7 | 22.52 | 1 |
| | | 15 | 0 | 22.52 | 1 |
| 16QAM | LCH | 1 | 0 | 23.42 | 1 |
| | | 1 | 7 | 23.47 | 1 |
| | | 1 | 14 | 23.27 | 1 |
| | | 8 | 0 | 22.20 | 2 |
| | | 8 | 4 | 22.20 | 2 |
| | | 8 | 7 | 22.13 | 2 |
| | | 15 | 0 | 22.07 | 2 |
| | MCH | 1 | 0 | 22.12 | 1 |
| | | 1 | 7 | 22.40 | 1 |
| | | 1 | 14 | 22.14 | 1 |
| | | 8 | 0 | 20.77 | 2 |
| | | 8 | 4 | 20.78 | 2 |
| | | 8 | 7 | 20.75 | 2 |

| | | | | | |
|--|-----|----|----|-------|---|
| | HCH | 15 | 0 | 20.70 | 2 |
| | | 1 | 0 | 22.79 | 1 |
| | | 1 | 7 | 22.97 | 1 |
| | | 1 | 14 | 22.86 | 1 |
| | | 8 | 0 | 21.46 | 2 |
| | | 8 | 4 | 21.55 | 2 |
| | | 8 | 7 | 21.47 | 2 |
| | | 15 | 0 | 21.53 | 2 |

| Channel Bandwidth: 5 MHz | | | | | |
|--------------------------|---------|------------------|--------|---------------------|----------|
| Modulation | Channel | RB Configuration | | Average Power [dBm] | MPR (dB) |
| | | Size | Offset | | |
| QPSK | LCH | 1 | 0 | 24.07 | 0 |
| | | 1 | 12 | 24.29 | 0 |
| | | 1 | 24 | 23.89 | 0 |
| | | 12 | 0 | 23.13 | 1 |
| | | 12 | 6 | 23.31 | 1 |
| | | 12 | 13 | 22.94 | 1 |
| | | 25 | 0 | 23.06 | 1 |
| | MCH | 1 | 0 | 22.69 | 0 |
| | | 1 | 12 | 23.03 | 0 |
| | | 1 | 24 | 22.72 | 0 |
| | | 12 | 0 | 21.80 | 1 |
| | | 12 | 6 | 21.83 | 1 |
| | | 12 | 13 | 21.72 | 1 |
| | | 25 | 0 | 21.75 | 1 |
| | HCH | 1 | 0 | 23.42 | 0 |
| | | 1 | 12 | 23.70 | 0 |
| | | 1 | 24 | 23.50 | 0 |
| | | 12 | 0 | 22.49 | 1 |
| | | 12 | 6 | 22.51 | 1 |
| | | 12 | 13 | 22.50 | 1 |
| | | 25 | 0 | 22.53 | 1 |
| 16QAM | LCH | 1 | 0 | 23.34 | 1 |
| | | 1 | 12 | 23.46 | 1 |
| | | 1 | 24 | 23.13 | 1 |
| | | 12 | 0 | 22.15 | 2 |
| | | 12 | 6 | 22.20 | 2 |
| | | 12 | 13 | 22.01 | 2 |
| | | 25 | 0 | 22.11 | 2 |
| | MCH | 1 | 0 | 21.92 | 1 |
| | | 1 | 12 | 22.29 | 1 |
| | | 1 | 24 | 21.97 | 1 |

| | | | | | |
|--|-----|----|----|-------|---|
| | | 12 | 0 | 20.83 | 2 |
| | | 12 | 6 | 20.86 | 2 |
| | | 12 | 13 | 20.73 | 2 |
| | | 25 | 0 | 20.73 | 2 |
| | HCH | 1 | 0 | 22.59 | 1 |
| | | 1 | 12 | 22.89 | 1 |
| | | 1 | 24 | 22.70 | 1 |
| | | 12 | 0 | 21.42 | 2 |
| | | 12 | 6 | 21.50 | 2 |
| | | 12 | 13 | 21.48 | 2 |
| | | 25 | 0 | 21.54 | 2 |

| Channel Bandwidth: 10 MHz | | | | | |
|---------------------------|---------|------------------|--------|---------------------|----------|
| Modulation | Channel | RB Configuration | | Average Power [dBm] | MPR (dB) |
| | | Size | Offset | | |
| QPSK | LCH | 1 | 0 | 24.11 | 0 |
| | | 1 | 24 | 24.09 | 0 |
| | | 1 | 49 | 23.58 | 0 |
| | | 25 | 0 | 23.11 | 1 |
| | | 25 | 12 | 22.94 | 1 |
| | | 25 | 25 | 22.88 | 1 |
| | | 50 | 0 | 23.00 | 1 |
| | MCH | 1 | 0 | 22.80 | 0 |
| | | 1 | 24 | 22.93 | 0 |
| | | 1 | 49 | 22.74 | 0 |
| | | 25 | 0 | 21.93 | 1 |
| | | 25 | 12 | 21.85 | 1 |
| | | 25 | 25 | 21.69 | 1 |
| | | 50 | 0 | 21.83 | 1 |
| | HCH | 1 | 0 | 23.24 | 0 |
| | | 1 | 24 | 23.59 | 0 |
| | | 1 | 49 | 23.52 | 0 |
| | | 25 | 0 | 22.45 | 1 |
| | | 25 | 12 | 22.43 | 1 |
| | | 25 | 25 | 22.47 | 1 |
| | | 50 | 0 | 22.38 | 1 |
| 16QAM | LCH | 1 | 0 | 23.39 | 1 |
| | | 1 | 24 | 23.38 | 1 |
| | | 1 | 49 | 22.87 | 1 |
| | | 25 | 0 | 22.17 | 2 |
| | | 25 | 12 | 22.00 | 2 |
| | | 25 | 25 | 21.93 | 2 |
| | | 50 | 0 | 22.00 | 2 |

| | | | | | |
|--|-----|----|----|-------|---|
| | MCH | 1 | 0 | 22.13 | 1 |
| | | 1 | 24 | 22.31 | 1 |
| | | 1 | 49 | 22.17 | 1 |
| | | 25 | 0 | 20.91 | 2 |
| | | 25 | 12 | 20.83 | 2 |
| | | 25 | 25 | 20.68 | 2 |
| | | 50 | 0 | 20.79 | 2 |
| | HCH | 1 | 0 | 22.55 | 1 |
| | | 1 | 24 | 22.87 | 1 |
| | | 1 | 49 | 22.79 | 1 |
| | | 25 | 0 | 21.41 | 2 |
| | | 25 | 12 | 21.41 | 2 |
| | | 25 | 25 | 21.37 | 2 |
| | | 50 | 0 | 21.39 | 2 |

| Channel Bandwidth: 15 MHz | | | | | |
|---------------------------|---------|------------------|--------|---------------------|----------|
| Modulation | Channel | RB Configuration | | Average Power [dBm] | MPR (dB) |
| | | Size | Offset | | |
| QPSK | LCH | 1 | 0 | 24.03 | 0 |
| | | 1 | 37 | 23.98 | 0 |
| | | 1 | 74 | 23.16 | 0 |
| | | 37 | 0 | 23.00 | 1 |
| | | 37 | 18 | 22.83 | 1 |
| | | 37 | 38 | 22.58 | 1 |
| | | 75 | 0 | 22.79 | 1 |
| | MCH | 1 | 0 | 22.80 | 0 |
| | | 1 | 37 | 22.90 | 0 |
| | | 1 | 74 | 22.63 | 0 |
| | | 37 | 0 | 21.97 | 1 |
| | | 37 | 18 | 21.93 | 1 |
| | | 37 | 38 | 21.77 | 1 |
| | | 75 | 0 | 21.86 | 1 |
| | HCH | 1 | 0 | 23.07 | 0 |
| | | 1 | 37 | 23.60 | 0 |
| | | 1 | 74 | 23.43 | 0 |
| | | 37 | 0 | 22.25 | 1 |
| | | 37 | 18 | 22.39 | 1 |
| | | 37 | 38 | 22.38 | 1 |
| | | 75 | 0 | 22.31 | 1 |
| 16QAM | LCH | 1 | 0 | 23.33 | 1 |
| | | 1 | 37 | 23.27 | 1 |
| | | 1 | 74 | 22.45 | 1 |
| | | 37 | 0 | 22.01 | 2 |

| | | | | | |
|----|-----|----|-------|-------|---|
| | | 37 | 18 | 21.84 | 2 |
| | | 37 | 38 | 21.61 | 2 |
| | | 75 | 0 | 21.82 | 2 |
| | MCH | 1 | 0 | 22.06 | 1 |
| | | 1 | 37 | 22.26 | 1 |
| | | 1 | 74 | 22.01 | 1 |
| | | 37 | 0 | 20.93 | 2 |
| | | 37 | 18 | 20.85 | 2 |
| | | 37 | 38 | 20.75 | 2 |
| | | 75 | 0 | 20.79 | 2 |
| | HCH | 1 | 0 | 22.35 | 1 |
| | | 1 | 37 | 22.75 | 1 |
| | | 1 | 74 | 22.70 | 1 |
| | | 37 | 0 | 21.17 | 2 |
| | | 37 | 18 | 21.32 | 2 |
| | | 37 | 38 | 21.30 | 2 |
| 75 | | 0 | 21.25 | 2 | |

| Channel Bandwidth: 20 MHz | | | | | |
|---------------------------|---------|------------------|--------|---------------------|----------|
| Modulation | Channel | RB Configuration | | Average Power [dBm] | MPR (dB) |
| | | Size | Offset | | |
| QPSK | LCH | 1 | 0 | 23.92 | 0 |
| | | 1 | 49 | 23.83 | 0 |
| | | 1 | 99 | 22.84 | 0 |
| | | 50 | 0 | 22.89 | 1 |
| | | 50 | 25 | 22.66 | 1 |
| | | 50 | 50 | 22.46 | 1 |
| | | 100 | 0 | 22.65 | 1 |
| | MCH | 1 | 0 | 22.77 | 0 |
| | | 1 | 49 | 22.99 | 0 |
| | | 1 | 99 | 22.61 | 0 |
| | | 50 | 0 | 21.96 | 1 |
| | | 50 | 25 | 21.84 | 1 |
| | | 50 | 50 | 21.66 | 1 |
| | | 100 | 0 | 21.89 | 1 |
| | HCH | 1 | 0 | 22.64 | 0 |
| | | 1 | 49 | 23.37 | 0 |
| | | 1 | 99 | 23.15 | 0 |
| | | 50 | 0 | 22.04 | 1 |
| | | 50 | 25 | 22.28 | 1 |
| | | 50 | 50 | 22.21 | 1 |
| | | 100 | 0 | 22.14 | 1 |
| 16QAM | LCH | 1 | 0 | 23.13 | 1 |

| | | | | | |
|--|-----|-----|-------|-------|---|
| | | 1 | 49 | 23.03 | 1 |
| | | 1 | 99 | 22.04 | 1 |
| | | 50 | 0 | 21.91 | 2 |
| | | 50 | 25 | 21.65 | 2 |
| | | 50 | 50 | 21.47 | 2 |
| | | 100 | 0 | 21.70 | 2 |
| | MCH | 1 | 0 | 22.10 | 1 |
| | | 1 | 49 | 22.30 | 1 |
| | | 1 | 99 | 21.99 | 1 |
| | | 50 | 0 | 20.98 | 2 |
| | | 50 | 25 | 20.84 | 2 |
| | | 50 | 50 | 20.67 | 2 |
| | HCH | 100 | 0 | 20.83 | 2 |
| | | 1 | 0 | 21.97 | 1 |
| | | 1 | 49 | 22.68 | 1 |
| | | 1 | 99 | 22.48 | 1 |
| | | 50 | 0 | 21.05 | 2 |
| | | 50 | 25 | 21.26 | 2 |
| | | 50 | 50 | 21.19 | 2 |
| | 100 | 0 | 21.14 | 2 | |

FDD-LTE Band 4:

| Channel Bandwidth: 1.4 MHz | | | | | |
|----------------------------|---------|------------------|--------|---------------------|----------|
| Modulation | Channel | RB Configuration | | Average Power [dBm] | MPR (dB) |
| | | Size | Offset | | |
| QPSK | LCH | 1 | 0 | 23.19 | 0 |
| | | 1 | 3 | 23.29 | 0 |
| | | 1 | 5 | 23.13 | 0 |
| | | 3 | 0 | 23.24 | 0 |
| | | 3 | 2 | 23.26 | 0 |
| | | 3 | 3 | 23.22 | 0 |
| | | 6 | 0 | 22.19 | 1 |
| | MCH | 1 | 0 | 22.73 | 0 |
| | | 1 | 3 | 22.91 | 0 |
| | | 1 | 5 | 22.79 | 0 |
| | | 3 | 0 | 22.84 | 0 |
| | | 3 | 2 | 22.86 | 0 |
| | | 3 | 3 | 22.86 | 0 |
| | | 6 | 0 | 21.79 | 1 |
| | HCH | 1 | 0 | 23.95 | 0 |
| | | 1 | 3 | 24.17 | 0 |
| | | 1 | 5 | 24.06 | 0 |
| | | 3 | 0 | 23.09 | 0 |
| | | 3 | 2 | 23.15 | 0 |
| | | 3 | 3 | 23.13 | 0 |
| | | 6 | 0 | 23.09 | 1 |
| 16QAM | LCH | 1 | 0 | 22.37 | 1 |
| | | 1 | 3 | 22.53 | 1 |
| | | 1 | 5 | 22.34 | 1 |
| | | 3 | 0 | 22.26 | 1 |
| | | 3 | 2 | 22.32 | 1 |
| | | 3 | 3 | 22.31 | 1 |
| | | 6 | 0 | 21.17 | 2 |
| | MCH | 1 | 0 | 22.14 | 1 |
| | | 1 | 3 | 22.31 | 1 |
| | | 1 | 5 | 22.13 | 1 |
| | | 3 | 0 | 21.82 | 1 |
| | | 3 | 2 | 21.88 | 1 |
| | | 3 | 3 | 21.86 | 1 |
| | | 6 | 0 | 21.78 | 2 |
| HCH | 1 | 0 | 23.20 | 1 | |
| | 1 | 3 | 23.43 | 1 | |

| | | | | | |
|--|--|---|---|-------|---|
| | | 1 | 5 | 23.26 | 1 |
| | | 3 | 0 | 23.11 | 1 |
| | | 3 | 2 | 23.16 | 1 |
| | | 3 | 3 | 23.15 | 1 |
| | | 6 | 0 | 22.18 | 2 |

| Channel Bandwidth: 3 MHz | | | | | |
|--------------------------|---------|------------------|--------|---------------------|----------|
| Modulation | Channel | RB Configuration | | Average Power [dBm] | MPR (dB) |
| | | Size | Offset | | |
| QPSK | LCH | 1 | 0 | 23.19 | 0 |
| | | 1 | 7 | 23.37 | 0 |
| | | 1 | 14 | 23.11 | 0 |
| | | 8 | 0 | 22.20 | 1 |
| | | 8 | 4 | 22.16 | 1 |
| | | 8 | 7 | 22.12 | 1 |
| | | 15 | 0 | 22.13 | 1 |
| | MCH | 1 | 0 | 22.76 | 0 |
| | | 1 | 7 | 22.99 | 0 |
| | | 1 | 14 | 22.82 | 0 |
| | | 8 | 0 | 21.75 | 1 |
| | | 8 | 4 | 21.83 | 1 |
| | | 8 | 7 | 21.78 | 1 |
| | | 15 | 0 | 21.79 | 1 |
| | HCH | 1 | 0 | 23.97 | 0 |
| | | 1 | 7 | 24.21 | 0 |
| | | 1 | 14 | 24.11 | 0 |
| | | 8 | 0 | 23.02 | 1 |
| | | 8 | 4 | 23.05 | 1 |
| | | 8 | 7 | 23.04 | 1 |
| | | 15 | 0 | 23.01 | 1 |
| 16QAM | LCH | 1 | 0 | 22.45 | 1 |
| | | 1 | 7 | 22.55 | 1 |
| | | 1 | 14 | 22.32 | 1 |
| | | 8 | 0 | 21.27 | 2 |
| | | 8 | 4 | 21.28 | 2 |
| | | 8 | 7 | 21.17 | 2 |
| | | 15 | 0 | 21.09 | 2 |
| | MCH | 1 | 0 | 22.14 | 1 |
| | | 1 | 7 | 22.40 | 1 |
| | | 1 | 14 | 22.24 | 1 |
| | | 8 | 0 | 20.80 | 2 |
| | | 8 | 4 | 20.83 | 2 |
| | | 8 | 7 | 20.82 | 2 |

| | | | | | |
|--|-----|----|----|-------|---|
| | HCH | 15 | 0 | 20.75 | 2 |
| | | 1 | 0 | 23.15 | 1 |
| | | 1 | 7 | 23.45 | 1 |
| | | 1 | 14 | 23.32 | 1 |
| | | 8 | 0 | 21.97 | 2 |
| | | 8 | 4 | 22.04 | 2 |
| | | 8 | 7 | 21.99 | 2 |
| | | 15 | 0 | 21.99 | 2 |

| Channel Bandwidth: 5 MHz | | | | | |
|--------------------------|---------|------------------|--------|---------------------|----------|
| Modulation | Channel | RB Configuration | | Average Power [dBm] | MPR (dB) |
| | | Size | Offset | | |
| QPSK | LCH | 1 | 0 | 23.12 | 0 |
| | | 1 | 12 | 23.25 | 0 |
| | | 1 | 24 | 22.94 | 0 |
| | | 12 | 0 | 22.15 | 1 |
| | | 12 | 6 | 22.15 | 1 |
| | | 12 | 13 | 22.05 | 1 |
| | | 25 | 0 | 22.10 | 1 |
| | MCH | 1 | 0 | 22.64 | 0 |
| | | 1 | 12 | 23.17 | 0 |
| | | 1 | 24 | 22.84 | 0 |
| | | 12 | 0 | 21.73 | 1 |
| | | 12 | 6 | 21.81 | 1 |
| | | 12 | 13 | 21.82 | 1 |
| | | 25 | 0 | 21.81 | 1 |
| | HCH | 1 | 0 | 23.82 | 0 |
| | | 1 | 12 | 24.24 | 0 |
| | | 1 | 24 | 24.07 | 0 |
| | | 12 | 0 | 22.94 | 1 |
| | | 12 | 6 | 23.34 | 1 |
| | | 12 | 13 | 22.97 | 1 |
| | | 25 | 0 | 22.96 | 1 |
| 16QAM | LCH | 1 | 0 | 22.35 | 1 |
| | | 1 | 12 | 22.65 | 1 |
| | | 1 | 24 | 22.19 | 1 |
| | | 12 | 0 | 21.15 | 2 |
| | | 12 | 6 | 21.22 | 2 |
| | | 12 | 13 | 21.05 | 2 |
| | | 25 | 0 | 21.10 | 2 |
| | MCH | 1 | 0 | 21.95 | 1 |
| | | 1 | 12 | 22.38 | 1 |
| | | 1 | 24 | 22.07 | 1 |

| | | | | | |
|--|-----|----|----|-------|---|
| | | 12 | 0 | 20.87 | 2 |
| | | 12 | 6 | 21.00 | 2 |
| | | 12 | 13 | 20.97 | 2 |
| | | 25 | 0 | 20.91 | 2 |
| | HCH | 1 | 0 | 22.93 | 1 |
| | | 1 | 12 | 23.36 | 1 |
| | | 1 | 24 | 23.23 | 1 |
| | | 12 | 0 | 21.91 | 2 |
| | | 12 | 6 | 22.01 | 2 |
| | | 12 | 13 | 21.93 | 2 |
| | | 25 | 0 | 22.01 | 2 |

| Channel Bandwidth: 10 MHz | | | | | |
|---------------------------|---------|------------------|--------|---------------------|----------|
| Modulation | Channel | RB Configuration | | Average Power [dBm] | MPR (dB) |
| | | Size | Offset | | |
| QPSK | LCH | 1 | 0 | 23.12 | 0 |
| | | 1 | 24 | 23.13 | 0 |
| | | 1 | 49 | 22.73 | 0 |
| | | 25 | 0 | 22.15 | 1 |
| | | 25 | 12 | 21.96 | 1 |
| | | 25 | 25 | 21.89 | 1 |
| | | 50 | 0 | 21.94 | 1 |
| | MCH | 1 | 0 | 22.70 | 0 |
| | | 1 | 24 | 22.90 | 0 |
| | | 1 | 49 | 22.93 | 0 |
| | | 25 | 0 | 21.79 | 1 |
| | | 25 | 12 | 21.82 | 1 |
| | | 25 | 25 | 21.96 | 1 |
| | | 50 | 0 | 21.87 | 1 |
| | HCH | 1 | 0 | 23.47 | 0 |
| | | 1 | 24 | 23.94 | 0 |
| | | 1 | 49 | 24.05 | 0 |
| | | 25 | 0 | 22.82 | 1 |
| | | 25 | 12 | 22.79 | 1 |
| | | 25 | 25 | 22.81 | 1 |
| | | 50 | 0 | 22.79 | 1 |
| 16QAM | LCH | 1 | 0 | 22.39 | 1 |
| | | 1 | 24 | 22.39 | 1 |
| | | 1 | 49 | 21.99 | 1 |
| | | 25 | 0 | 21.17 | 2 |
| | | 25 | 12 | 21.02 | 2 |
| | | 25 | 25 | 20.88 | 2 |
| | | 50 | 0 | 20.94 | 2 |

| | | | | | |
|--|-----|----|----|-------|---|
| | MCH | 1 | 0 | 22.08 | 1 |
| | | 1 | 24 | 22.31 | 1 |
| | | 1 | 49 | 22.37 | 1 |
| | | 25 | 0 | 20.90 | 2 |
| | | 25 | 12 | 20.89 | 2 |
| | | 25 | 25 | 21.03 | 2 |
| | | 50 | 0 | 20.97 | 2 |
| | HCH | 1 | 0 | 22.71 | 1 |
| | | 1 | 24 | 23.15 | 1 |
| | | 1 | 49 | 23.26 | 1 |
| | | 25 | 0 | 21.83 | 2 |
| | | 25 | 12 | 21.80 | 2 |
| | | 25 | 25 | 21.83 | 2 |
| | | 50 | 0 | 21.83 | 2 |

| Channel Bandwidth: 15 MHz | | | | | |
|---------------------------|---------|------------------|--------|---------------------|----------|
| Modulation | Channel | RB Configuration | | Average Power [dBm] | MPR (dB) |
| | | Size | Offset | | |
| QPSK | LCH | 1 | 0 | 23.04 | 0 |
| | | 1 | 37 | 23.00 | 0 |
| | | 1 | 74 | 22.52 | 0 |
| | | 37 | 0 | 22.07 | 1 |
| | | 37 | 18 | 21.89 | 1 |
| | | 37 | 38 | 21.80 | 1 |
| | | 75 | 0 | 21.93 | 1 |
| | MCH | 1 | 0 | 22.57 | 0 |
| | | 1 | 37 | 22.89 | 0 |
| | | 1 | 74 | 22.96 | 0 |
| | | 37 | 0 | 21.76 | 1 |
| | | 37 | 18 | 21.80 | 1 |
| | | 37 | 38 | 22.00 | 1 |
| | | 75 | 0 | 21.87 | 1 |
| | HCH | 1 | 0 | 23.18 | 0 |
| | | 1 | 37 | 23.89 | 0 |
| | | 1 | 74 | 23.94 | 0 |
| | | 37 | 0 | 22.47 | 1 |
| | | 37 | 18 | 22.73 | 1 |
| | | 37 | 38 | 22.81 | 1 |
| | | 75 | 0 | 22.60 | 1 |
| 16QAM | LCH | 1 | 0 | 22.33 | 1 |
| | | 1 | 37 | 22.33 | 1 |
| | | 1 | 74 | 21.83 | 1 |
| | | 37 | 0 | 21.02 | 2 |

| | | | | | |
|----|-----|----|-------|-------|---|
| | | 37 | 18 | 20.89 | 2 |
| | | 37 | 38 | 20.71 | 2 |
| | | 75 | 0 | 20.91 | 2 |
| | MCH | 1 | 0 | 21.89 | 1 |
| | | 1 | 37 | 22.26 | 1 |
| | | 1 | 74 | 22.26 | 1 |
| | | 37 | 0 | 20.77 | 2 |
| | | 37 | 18 | 20.86 | 2 |
| | | 37 | 38 | 21.02 | 2 |
| | | 75 | 0 | 20.87 | 2 |
| | HCH | 1 | 0 | 22.44 | 1 |
| | | 1 | 37 | 23.02 | 1 |
| | | 1 | 74 | 23.17 | 1 |
| | | 37 | 0 | 21.43 | 2 |
| 37 | | 18 | 21.65 | 2 | |
| 37 | | 38 | 21.72 | 2 | |
| 75 | | 0 | 21.62 | 2 | |

| Channel Bandwidth: 20 MHz | | | | | |
|---------------------------|---------|------------------|--------|---------------------|----------|
| Modulation | Channel | RB Configuration | | Average Power [dBm] | MPR (dB) |
| | | Size | Offset | | |
| QPSK | LCH | 1 | 0 | 22.97 | 0 |
| | | 1 | 49 | 23.01 | 0 |
| | | 1 | 99 | 22.58 | 0 |
| | | 50 | 0 | 21.98 | 1 |
| | | 50 | 25 | 21.78 | 1 |
| | | 50 | 50 | 21.61 | 1 |
| | | 100 | 0 | 21.78 | 1 |
| | MCH | 1 | 0 | 22.57 | 0 |
| | | 1 | 49 | 22.95 | 0 |
| | | 1 | 99 | 22.99 | 0 |
| | | 50 | 0 | 21.77 | 1 |
| | | 50 | 25 | 21.85 | 1 |
| | | 50 | 50 | 22.10 | 1 |
| | | 100 | 0 | 21.92 | 1 |
| | HCH | 1 | 0 | 22.60 | 0 |
| | | 1 | 49 | 23.57 | 0 |
| | | 1 | 99 | 23.65 | 0 |
| | | 50 | 0 | 22.15 | 1 |
| | | 50 | 25 | 22.49 | 1 |
| | | 50 | 50 | 22.52 | 1 |
| | | 100 | 0 | 22.40 | 1 |
| 16QAM | LCH | 1 | 0 | 22.12 | 1 |

| | | | | | |
|--|-----|-----|-------|-------|---|
| | | 1 | 49 | 22.18 | 1 |
| | | 1 | 99 | 21.70 | 1 |
| | | 50 | 0 | 20.95 | 2 |
| | | 50 | 25 | 20.81 | 2 |
| | | 50 | 50 | 20.62 | 2 |
| | | 100 | 0 | 20.84 | 2 |
| | MCH | 1 | 0 | 21.79 | 1 |
| | | 1 | 49 | 22.36 | 1 |
| | | 1 | 99 | 22.36 | 1 |
| | | 50 | 0 | 20.89 | 2 |
| | | 50 | 25 | 20.91 | 2 |
| | | 50 | 50 | 21.19 | 2 |
| | HCH | 100 | 0 | 21.00 | 2 |
| | | 1 | 0 | 21.93 | 1 |
| | | 1 | 49 | 22.84 | 1 |
| | | 1 | 99 | 22.94 | 1 |
| | | 50 | 0 | 21.31 | 2 |
| | | 50 | 25 | 21.60 | 2 |
| | | 50 | 50 | 21.62 | 2 |
| | 100 | 0 | 21.42 | 2 | |

FDD-LTE Band 5:

| Channel Bandwidth: 1.4 MHz | | | | | |
|----------------------------|---------|------------------|--------|---------------------|----------|
| Modulation | Channel | RB Configuration | | Average Power [dBm] | MPR (dB) |
| | | Size | Offset | | |
| QPSK | LCH | 1 | 0 | 22.41 | 0 |
| | | 1 | 3 | 22.62 | 0 |
| | | 1 | 5 | 22.44 | 0 |
| | | 3 | 0 | 22.55 | 0 |
| | | 3 | 2 | 22.60 | 0 |
| | | 3 | 3 | 22.57 | 0 |
| | | 6 | 0 | 21.57 | 1 |
| | MCH | 1 | 0 | 23.16 | 0 |
| | | 1 | 3 | 23.29 | 0 |
| | | 1 | 5 | 23.18 | 0 |
| | | 3 | 0 | 22.22 | 0 |
| | | 3 | 2 | 22.23 | 0 |
| | | 3 | 3 | 22.25 | 0 |
| | | 6 | 0 | 22.26 | 1 |
| | HCH | 1 | 0 | 23.60 | 0 |
| | | 1 | 3 | 23.78 | 0 |
| | | 1 | 5 | 23.64 | 0 |
| | | 3 | 0 | 22.22 | 0 |
| | | 3 | 2 | 22.28 | 0 |
| | | 3 | 3 | 22.25 | 0 |
| | | 6 | 0 | 22.27 | 1 |
| 16QAM | LCH | 1 | 0 | 21.80 | 1 |
| | | 1 | 3 | 22.03 | 1 |
| | | 1 | 5 | 21.81 | 1 |
| | | 3 | 0 | 21.75 | 1 |
| | | 3 | 2 | 21.76 | 1 |
| | | 3 | 3 | 21.74 | 1 |
| | | 6 | 0 | 20.59 | 2 |
| | MCH | 1 | 0 | 22.61 | 1 |
| | | 1 | 3 | 22.84 | 1 |
| | | 1 | 5 | 22.63 | 1 |
| | | 3 | 0 | 22.27 | 1 |
| | | 3 | 2 | 22.34 | 1 |
| | | 3 | 3 | 22.34 | 1 |
| | | 6 | 0 | 21.25 | 2 |
| | HCH | 1 | 0 | 22.90 | 1 |
| | | 1 | 3 | 22.97 | 1 |
| | | 1 | 5 | 22.99 | 1 |

| | | | | | |
|--|--|---|---|-------|---|
| | | 3 | 0 | 22.79 | 1 |
| | | 3 | 2 | 22.84 | 1 |
| | | 3 | 3 | 22.83 | 1 |
| | | 6 | 0 | 21.88 | 2 |

| Channel Bandwidth: 3 MHz | | | | | |
|--------------------------|---------|------------------|--------|---------------------|----------|
| Modulation | Channel | RB Configuration | | Average Power [dBm] | MPR (dB) |
| | | Size | Offset | | |
| QPSK | LCH | 1 | 0 | 22.53 | 0 |
| | | 1 | 7 | 22.76 | 0 |
| | | 1 | 14 | 22.62 | 0 |
| | | 8 | 0 | 21.57 | 1 |
| | | 8 | 4 | 21.64 | 1 |
| | | 8 | 7 | 21.64 | 1 |
| | | 15 | 0 | 21.58 | 1 |
| | MCH | 1 | 0 | 23.11 | 0 |
| | | 1 | 7 | 23.39 | 0 |
| | | 1 | 14 | 23.29 | 0 |
| | | 8 | 0 | 22.19 | 1 |
| | | 8 | 4 | 22.29 | 1 |
| | | 8 | 7 | 22.26 | 1 |
| | | 15 | 0 | 22.24 | 1 |
| | HCH | 1 | 0 | 23.66 | 0 |
| | | 1 | 7 | 23.88 | 0 |
| | | 1 | 14 | 23.67 | 0 |
| | | 8 | 0 | 22.72 | 1 |
| | | 8 | 4 | 22.79 | 1 |
| | | 8 | 7 | 22.68 | 1 |
| | | 15 | 0 | 22.71 | 1 |
| 16QAM | LCH | 1 | 0 | 21.94 | 1 |
| | | 1 | 7 | 22.11 | 1 |
| | | 1 | 14 | 21.98 | 1 |
| | | 8 | 0 | 20.61 | 2 |
| | | 8 | 4 | 20.71 | 2 |
| | | 8 | 7 | 20.68 | 2 |
| | | 15 | 0 | 20.56 | 2 |
| | MCH | 1 | 0 | 22.58 | 1 |
| | | 1 | 7 | 22.93 | 1 |
| | | 1 | 14 | 22.82 | 1 |
| | | 8 | 0 | 21.22 | 2 |
| | | 8 | 4 | 21.32 | 2 |
| | | 8 | 7 | 21.28 | 2 |
| | | 15 | 0 | 21.25 | 2 |

| | | | | | |
|--|-----|----|----|-------|---|
| | HCH | 1 | 0 | 22.99 | 1 |
| | | 1 | 7 | 22.94 | 1 |
| | | 1 | 14 | 22.99 | 1 |
| | | 8 | 0 | 21.67 | 2 |
| | | 8 | 4 | 21.70 | 2 |
| | | 8 | 7 | 21.66 | 2 |
| | | 15 | 0 | 21.65 | 2 |

| Channel Bandwidth: 5 MHz | | | | | |
|--------------------------|---------|------------------|--------|---------------------|----------|
| Modulation | Channel | RB Configuration | | Average Power [dBm] | MPR (dB) |
| | | Size | Offset | | |
| QPSK | LCH | 1 | 0 | 22.49 | 0 |
| | | 1 | 12 | 22.88 | 0 |
| | | 1 | 24 | 22.73 | 0 |
| | | 12 | 0 | 21.49 | 1 |
| | | 12 | 6 | 21.67 | 1 |
| | | 12 | 13 | 21.77 | 1 |
| | | 25 | 0 | 21.64 | 1 |
| | MCH | 1 | 0 | 23.05 | 0 |
| | | 1 | 12 | 23.45 | 0 |
| | | 1 | 24 | 23.36 | 0 |
| | | 12 | 0 | 22.19 | 1 |
| | | 12 | 6 | 22.32 | 1 |
| | | 12 | 13 | 22.31 | 1 |
| | | 25 | 0 | 22.31 | 1 |
| | HCH | 1 | 0 | 23.64 | 0 |
| | | 1 | 12 | 23.83 | 0 |
| | | 1 | 24 | 23.65 | 0 |
| | | 12 | 0 | 22.74 | 1 |
| | | 12 | 6 | 22.69 | 1 |
| | | 12 | 13 | 22.64 | 1 |
| | | 25 | 0 | 22.74 | 1 |
| 16QAM | LCH | 1 | 0 | 21.82 | 1 |
| | | 1 | 12 | 22.19 | 1 |
| | | 1 | 24 | 22.03 | 1 |
| | | 12 | 0 | 20.56 | 2 |
| | | 12 | 6 | 20.72 | 2 |
| | | 12 | 13 | 20.78 | 2 |
| | | 25 | 0 | 20.61 | 2 |
| | MCH | 1 | 0 | 22.40 | 1 |
| | | 1 | 12 | 22.86 | 1 |
| | | 1 | 24 | 22.72 | 1 |
| | | 12 | 0 | 21.30 | 2 |

| | | | | | |
|--|-----|----|----|-------|---|
| | | 12 | 6 | 21.41 | 2 |
| | | 12 | 13 | 21.41 | 2 |
| | | 25 | 0 | 21.33 | 2 |
| | HCH | 1 | 0 | 22.93 | 1 |
| | | 1 | 12 | 22.91 | 1 |
| | | 1 | 24 | 22.92 | 1 |
| | | 12 | 0 | 21.73 | 2 |
| | | 12 | 6 | 21.77 | 2 |
| | | 12 | 13 | 21.62 | 2 |
| | | 25 | 0 | 21.74 | 2 |

| Channel Bandwidth: 10 MHz | | | | | |
|---------------------------|---------|------------------|--------|---------------------|----------|
| Modulation | Channel | RB Configuration | | Average Power [dBm] | MPR (dB) |
| | | Size | Offset | | |
| QPSK | LCH | 1 | 0 | 22.53 | 0 |
| | | 1 | 24 | 22.94 | 0 |
| | | 1 | 49 | 22.95 | 0 |
| | | 25 | 0 | 21.65 | 1 |
| | | 25 | 12 | 21.85 | 1 |
| | | 25 | 25 | 21.93 | 1 |
| | | 50 | 0 | 21.78 | 1 |
| | MCH | 1 | 0 | 22.92 | 0 |
| | | 1 | 24 | 23.37 | 0 |
| | | 1 | 49 | 23.49 | 0 |
| | | 25 | 0 | 22.32 | 1 |
| | | 25 | 12 | 22.34 | 1 |
| | | 25 | 25 | 22.51 | 1 |
| | | 50 | 0 | 22.13 | 1 |
| | HCH | 1 | 0 | 23.25 | 0 |
| | | 1 | 24 | 23.42 | 0 |
| | | 1 | 49 | 23.19 | 0 |
| | | 25 | 0 | 22.33 | 1 |
| | | 25 | 12 | 22.34 | 1 |
| | | 25 | 25 | 22.32 | 1 |
| | | 50 | 0 | 22.32 | 1 |
| 16QAM | LCH | 1 | 0 | 21.94 | 1 |
| | | 1 | 24 | 22.26 | 1 |
| | | 1 | 49 | 22.36 | 1 |
| | | 25 | 0 | 20.63 | 2 |
| | | 25 | 12 | 20.83 | 2 |
| | | 25 | 25 | 20.94 | 2 |
| | | 50 | 0 | 20.75 | 2 |
| | MCH | 1 | 0 | 22.38 | 1 |

| | | | | | |
|--|-----|----|----|-------|---|
| | | 1 | 24 | 22.88 | 1 |
| | | 1 | 49 | 22.83 | 1 |
| | | 25 | 0 | 21.31 | 2 |
| | | 25 | 12 | 21.36 | 2 |
| | | 25 | 25 | 21.57 | 2 |
| | | 50 | 0 | 21.16 | 2 |
| | HCH | 1 | 0 | 22.61 | 1 |
| | | 1 | 24 | 22.80 | 1 |
| | | 1 | 49 | 22.50 | 1 |
| | | 25 | 0 | 21.32 | 2 |
| | | 25 | 12 | 21.32 | 2 |
| | | 25 | 25 | 21.36 | 2 |
| | | 50 | 0 | 21.31 | 2 |

FDD-LTE Band 7:

| Channel Bandwidth: 5 MHz | | | | | |
|--------------------------|---------|------------------|--------|---------------------|----------|
| Modulation | Channel | RB Configuration | | Average Power [dBm] | MPR (dB) |
| | | Size | Offset | | |
| QPSK | LCH | 1 | 0 | 23.73 | 0 |
| | | 1 | 12 | 23.93 | 0 |
| | | 1 | 24 | 24.12 | 0 |
| | | 12 | 0 | 22.81 | 1 |
| | | 12 | 6 | 22.87 | 1 |
| | | 12 | 13 | 22.79 | 1 |
| | | 25 | 0 | 22.84 | 1 |
| | MCH | 1 | 0 | 23.00 | 0 |
| | | 1 | 12 | 23.19 | 0 |
| | | 1 | 24 | 23.11 | 0 |
| | | 12 | 0 | 22.04 | 1 |
| | | 12 | 6 | 22.00 | 1 |
| | | 12 | 13 | 22.19 | 1 |
| | | 25 | 0 | 23.17 | 1 |
| | HCH | 1 | 0 | 23.12 | 0 |
| | | 1 | 12 | 23.01 | 0 |
| | | 1 | 24 | 23.64 | 0 |
| | | 12 | 0 | 22.87 | 1 |
| | | 12 | 6 | 22.82 | 1 |
| | | 12 | 13 | 22.72 | 1 |
| | | 25 | 0 | 22.81 | 1 |
| 16QAM | LCH | 1 | 0 | 23.02 | 1 |
| | | 1 | 12 | 23.28 | 1 |
| | | 1 | 24 | 22.96 | 1 |
| | | 12 | 0 | 21.83 | 2 |
| | | 12 | 6 | 21.91 | 2 |
| | | 12 | 13 | 21.80 | 2 |
| | | 25 | 0 | 21.83 | 2 |
| | MCH | 1 | 0 | 22.32 | 1 |
| | | 1 | 12 | 22.69 | 1 |
| | | 1 | 24 | 22.13 | 1 |
| | | 12 | 0 | 21.12 | 2 |
| | | 12 | 6 | 21.15 | 2 |
| | | 12 | 13 | 21.04 | 2 |
| | | 25 | 0 | 21.00 | 2 |
| | HCH | 1 | 0 | 22.10 | 1 |
| | | 1 | 12 | 22.38 | 1 |
| | | 1 | 24 | 22.87 | 1 |

| | | | | | |
|--|--|----|----|-------|---|
| | | 12 | 0 | 21.83 | 2 |
| | | 12 | 6 | 21.85 | 2 |
| | | 12 | 13 | 21.74 | 2 |
| | | 25 | 0 | 21.87 | 2 |

| Channel Bandwidth: 10 MHz | | | | | |
|---------------------------|---------|------------------|--------|---------------------|----------|
| Modulation | Channel | RB Configuration | | Average Power [dBm] | MPR (dB) |
| | | Size | Offset | | |
| QPSK | LCH | 1 | 0 | 23.52 | 0 |
| | | 1 | 24 | 23.89 | 0 |
| | | 1 | 49 | 24.64 | 0 |
| | | 25 | 0 | 22.87 | 1 |
| | | 25 | 12 | 22.82 | 1 |
| | | 25 | 25 | 23.15 | 1 |
| | | 50 | 0 | 22.82 | 1 |
| | MCH | 1 | 0 | 23.13 | 0 |
| | | 1 | 24 | 23.16 | 0 |
| | | 1 | 49 | 23.10 | 0 |
| | | 25 | 0 | 22.07 | 1 |
| | | 25 | 12 | 22.19 | 1 |
| | | 25 | 25 | 22.17 | 1 |
| | | 50 | 0 | 22.03 | 1 |
| | HCH | 1 | 0 | 23.06 | 0 |
| | | 1 | 24 | 23.08 | 0 |
| | | 1 | 49 | 23.18 | 0 |
| | | 25 | 0 | 22.55 | 1 |
| | | 25 | 12 | 22.79 | 1 |
| | | 25 | 25 | 22.82 | 1 |
| | | 50 | 0 | 22.91 | 1 |
| 16QAM | LCH | 1 | 0 | 23.07 | 1 |
| | | 1 | 24 | 23.18 | 1 |
| | | 1 | 49 | 22.98 | 1 |
| | | 25 | 0 | 21.85 | 2 |
| | | 25 | 12 | 21.84 | 2 |
| | | 25 | 25 | 21.87 | 2 |
| | | 50 | 0 | 21.81 | 2 |
| | MCH | 1 | 0 | 22.50 | 1 |
| | | 1 | 24 | 22.51 | 1 |
| | | 1 | 49 | 22.21 | 1 |
| | | 25 | 0 | 21.15 | 2 |
| | | 25 | 12 | 21.06 | 2 |
| | | 25 | 25 | 21.17 | 2 |
| | | 50 | 0 | 21.10 | 2 |

| | | | | | |
|--|-----|----|----|-------|---|
| | HCH | 1 | 0 | 22.99 | 1 |
| | | 1 | 24 | 22.71 | 1 |
| | | 1 | 49 | 22.61 | 1 |
| | | 25 | 0 | 22.58 | 2 |
| | | 25 | 12 | 21.90 | 2 |
| | | 25 | 25 | 22.12 | 2 |
| | | 50 | 0 | 21.79 | 2 |

| Channel Bandwidth: 15 MHz | | | | | |
|---------------------------|---------|------------------|--------|---------------------|----------|
| Modulation | Channel | RB Configuration | | Average Power [dBm] | MPR (dB) |
| | | Size | Offset | | |
| QPSK | LCH | 1 | 0 | 23.70 | 0 |
| | | 1 | 37 | 23.70 | 0 |
| | | 1 | 74 | 23.15 | 0 |
| | | 37 | 0 | 22.11 | 1 |
| | | 37 | 18 | 22.17 | 1 |
| | | 37 | 38 | 22.19 | 1 |
| | | 75 | 0 | 22.14 | 1 |
| | MCH | 1 | 0 | 23.63 | 0 |
| | | 1 | 37 | 23.56 | 0 |
| | | 1 | 74 | 23.74 | 0 |
| | | 37 | 0 | 22.79 | 1 |
| | | 37 | 18 | 22.80 | 1 |
| | | 37 | 38 | 22.63 | 1 |
| | | 75 | 0 | 22.70 | 1 |
| | HCH | 1 | 0 | 23.19 | 0 |
| | | 1 | 37 | 23.17 | 0 |
| | | 1 | 74 | 23.18 | 0 |
| | | 37 | 0 | 22.91 | 1 |
| | | 37 | 18 | 22.53 | 1 |
| | | 37 | 38 | 22.76 | 1 |
| | | 75 | 0 | 22.53 | 1 |
| 16QAM | LCH | 1 | 0 | 22.27 | 1 |
| | | 1 | 37 | 22.57 | 1 |
| | | 1 | 74 | 22.38 | 1 |
| | | 37 | 0 | 21.07 | 2 |
| | | 37 | 18 | 21.15 | 2 |
| | | 37 | 38 | 21.16 | 2 |
| | | 75 | 0 | 21.11 | 2 |
| | MCH | 1 | 0 | 22.92 | 1 |
| | | 1 | 37 | 23.29 | 1 |
| | | 1 | 74 | 22.69 | 1 |
| | | 37 | 0 | 21.82 | 2 |

| | | | | | |
|--|-----|----|----|-------|---|
| | | 37 | 18 | 21.83 | 2 |
| | | 37 | 38 | 21.66 | 2 |
| | | 75 | 0 | 21.75 | 2 |
| | HCH | 1 | 0 | 22.45 | 1 |
| | | 1 | 37 | 22.99 | 1 |
| | | 1 | 74 | 22.09 | 1 |
| | | 37 | 0 | 22.92 | 2 |
| | | 37 | 18 | 21.54 | 2 |
| | | 37 | 38 | 21.57 | 2 |
| | | 75 | 0 | 21.58 | 2 |

| Channel Bandwidth: 20 MHz | | | | | |
|---------------------------|---------|------------------|--------|---------------------|----------|
| Modulation | Channel | RB Configuration | | Average Power [dBm] | MPR (dB) |
| | | Size | Offset | | |
| QPSK | LCH | 1 | 0 | 23.70 | 0 |
| | | 1 | 49 | 24.08 | 0 |
| | | 1 | 99 | 23.21 | 0 |
| | | 50 | 0 | 22.01 | 1 |
| | | 50 | 25 | 22.19 | 1 |
| | | 50 | 50 | 22.24 | 1 |
| | | 100 | 0 | 22.14 | 1 |
| | MCH | 1 | 0 | 23.48 | 0 |
| | | 1 | 49 | 23.65 | 0 |
| | | 1 | 99 | 23.81 | 0 |
| | | 50 | 0 | 22.74 | 1 |
| | | 50 | 25 | 22.77 | 1 |
| | | 50 | 50 | 22.61 | 1 |
| | | 100 | 0 | 22.65 | 1 |
| | HCH | 1 | 0 | 23.48 | 0 |
| | | 1 | 49 | 23.43 | 0 |
| | | 1 | 99 | 23.57 | 0 |
| | | 50 | 0 | 22.31 | 1 |
| | | 50 | 25 | 22.84 | 1 |
| | | 50 | 50 | 22.78 | 1 |
| | | 100 | 0 | 22.93 | 1 |
| 16QAM | LCH | 1 | 0 | 22.13 | 1 |
| | | 1 | 49 | 22.63 | 1 |
| | | 1 | 99 | 22.43 | 1 |
| | | 50 | 0 | 21.00 | 2 |
| | | 50 | 25 | 21.20 | 2 |
| | | 50 | 50 | 21.22 | 2 |
| | | 100 | 0 | 21.11 | 2 |
| | MCH | 1 | 0 | 22.82 | 1 |

| | | | | | |
|--|-----|-----|----|-------|---|
| | | 1 | 49 | 23.33 | 1 |
| | | 1 | 99 | 22.53 | 1 |
| | | 50 | 0 | 21.77 | 2 |
| | | 50 | 25 | 21.83 | 2 |
| | | 50 | 50 | 21.65 | 2 |
| | | 100 | 0 | 21.71 | 2 |
| | HCH | 1 | 0 | 22.08 | 1 |
| | | 1 | 49 | 22.18 | 1 |
| | | 1 | 99 | 22.94 | 1 |
| | | 50 | 0 | 21.49 | 2 |
| | | 50 | 25 | 21.85 | 2 |
| | | 50 | 50 | 21.71 | 2 |
| | | 100 | 0 | 21.94 | 2 |

FDD-LTE Band 38:

| Channel Bandwidth: 5 MHz | | | | | |
|--------------------------|---------|------------------|--------|---------------------|----------|
| Modulation | Channel | RB Configuration | | Average Power [dBm] | MPR (dB) |
| | | Size | Offset | | |
| QPSK | LCH | 1 | 0 | 24.05 | 0 |
| | | 1 | 12 | 24.35 | 0 |
| | | 1 | 24 | 23.95 | 0 |
| | | 12 | 0 | 23.14 | 1 |
| | | 12 | 6 | 23.10 | 1 |
| | | 12 | 13 | 23.00 | 1 |
| | | 25 | 0 | 23.32 | 1 |
| | MCH | 1 | 0 | 23.78 | 0 |
| | | 1 | 12 | 24.06 | 0 |
| | | 1 | 24 | 23.72 | 0 |
| | | 12 | 0 | 22.82 | 1 |
| | | 12 | 6 | 22.86 | 1 |
| | | 12 | 13 | 22.77 | 1 |
| | | 25 | 0 | 22.80 | 1 |
| | HCH | 1 | 0 | 23.77 | 0 |
| | | 1 | 12 | 24.03 | 0 |
| | | 1 | 24 | 23.75 | 0 |
| | | 12 | 0 | 22.84 | 1 |
| | | 12 | 6 | 22.89 | 1 |
| | | 12 | 13 | 22.84 | 1 |
| | | 25 | 0 | 22.88 | 1 |
| 16QAM | LCH | 1 | 0 | 23.31 | 1 |
| | | 1 | 12 | 23.41 | 1 |
| | | 1 | 24 | 22.91 | 1 |
| | | 12 | 0 | 22.19 | 2 |
| | | 12 | 6 | 22.25 | 2 |
| | | 12 | 13 | 22.16 | 2 |
| | | 25 | 0 | 22.34 | 2 |
| | MCH | 1 | 0 | 23.12 | 1 |
| | | 1 | 12 | 23.40 | 1 |
| | | 1 | 24 | 23.07 | 1 |
| | | 12 | 0 | 21.89 | 2 |
| | | 12 | 6 | 21.89 | 2 |
| | | 12 | 13 | 21.82 | 2 |
| | | 25 | 0 | 21.79 | 2 |
| | HCH | 1 | 0 | 23.04 | 1 |
| | | 1 | 12 | 23.31 | 1 |
| | | 1 | 24 | 23.02 | 1 |

| | | | | | |
|--|--|----|----|-------|---|
| | | 12 | 0 | 21.80 | 2 |
| | | 12 | 6 | 21.85 | 2 |
| | | 12 | 13 | 21.80 | 2 |
| | | 25 | 0 | 21.90 | 2 |

| Channel Bandwidth: 10 MHz | | | | | |
|---------------------------|---------|------------------|--------|---------------------|----------|
| Modulation | Channel | RB Configuration | | Average Power [dBm] | MPR (dB) |
| | | Size | Offset | | |
| QPSK | LCH | 1 | 0 | 24.40 | 0 |
| | | 1 | 24 | 24.37 | 0 |
| | | 1 | 49 | 24.12 | 0 |
| | | 25 | 0 | 23.43 | 1 |
| | | 25 | 12 | 23.32 | 1 |
| | | 25 | 25 | 23.24 | 1 |
| | | 50 | 0 | 23.34 | 1 |
| | MCH | 1 | 0 | 23.94 | 0 |
| | | 1 | 24 | 23.95 | 0 |
| | | 1 | 49 | 23.81 | 0 |
| | | 25 | 0 | 22.94 | 1 |
| | | 25 | 12 | 22.92 | 1 |
| | | 25 | 25 | 22.89 | 1 |
| | | 50 | 0 | 22.92 | 1 |
| | HCH | 1 | 0 | 23.79 | 0 |
| | | 1 | 24 | 23.92 | 0 |
| | | 1 | 49 | 23.85 | 0 |
| | | 25 | 0 | 22.87 | 1 |
| | | 25 | 12 | 22.90 | 1 |
| | | 25 | 25 | 22.94 | 1 |
| | | 50 | 0 | 22.91 | 1 |
| 16QAM | LCH | 1 | 0 | 23.70 | 1 |
| | | 1 | 24 | 23.65 | 1 |
| | | 1 | 49 | 23.43 | 1 |
| | | 25 | 0 | 22.45 | 2 |
| | | 25 | 12 | 22.33 | 2 |
| | | 25 | 25 | 22.24 | 2 |
| | | 50 | 0 | 22.36 | 2 |
| | MCH | 1 | 0 | 23.27 | 1 |
| | | 1 | 24 | 23.30 | 1 |
| | | 1 | 49 | 23.14 | 1 |
| | | 25 | 0 | 21.96 | 2 |
| | | 25 | 12 | 21.93 | 2 |
| | | 25 | 25 | 21.85 | 2 |
| | | 50 | 0 | 21.94 | 2 |

| | | | | | |
|--|-----|----|----|-------|---|
| | HCH | 1 | 0 | 23.21 | 1 |
| | | 1 | 24 | 23.32 | 1 |
| | | 1 | 49 | 23.27 | 1 |
| | | 25 | 0 | 21.85 | 2 |
| | | 25 | 12 | 21.88 | 2 |
| | | 25 | 25 | 21.93 | 2 |
| | | 50 | 0 | 21.91 | 2 |

| Channel Bandwidth: 15 MHz | | | | | |
|---------------------------|---------|------------------|--------|---------------------|----------|
| Modulation | Channel | RB Configuration | | Average Power [dBm] | MPR (dB) |
| | | Size | Offset | | |
| QPSK | LCH | 1 | 0 | 24.35 | 0 |
| | | 1 | 37 | 24.51 | 0 |
| | | 1 | 74 | 23.94 | 0 |
| | | 37 | 0 | 23.36 | 1 |
| | | 37 | 18 | 23.45 | 1 |
| | | 37 | 38 | 23.14 | 1 |
| | | 75 | 0 | 23.24 | 1 |
| | MCH | 1 | 0 | 23.94 | 0 |
| | | 1 | 37 | 24.11 | 0 |
| | | 1 | 74 | 23.69 | 0 |
| | | 37 | 0 | 22.97 | 1 |
| | | 37 | 18 | 22.92 | 1 |
| | | 37 | 38 | 22.82 | 1 |
| | | 75 | 0 | 22.89 | 1 |
| | HCH | 1 | 0 | 23.76 | 0 |
| | | 1 | 37 | 24.13 | 0 |
| | | 1 | 74 | 23.79 | 0 |
| | | 37 | 0 | 22.84 | 1 |
| | | 37 | 18 | 22.88 | 1 |
| | | 37 | 38 | 22.90 | 1 |
| | | 75 | 0 | 22.87 | 1 |
| 16QAM | LCH | 1 | 0 | 23.61 | 1 |
| | | 1 | 37 | 23.77 | 1 |
| | | 1 | 74 | 23.24 | 1 |
| | | 37 | 0 | 22.35 | 2 |
| | | 37 | 18 | 22.23 | 2 |
| | | 37 | 38 | 22.10 | 2 |
| | | 75 | 0 | 22.24 | 2 |
| | MCH | 1 | 0 | 23.21 | 1 |
| | | 1 | 37 | 23.41 | 1 |
| | | 1 | 74 | 23.01 | 1 |
| | | 37 | 0 | 21.95 | 2 |

| | | | | | |
|--|-----|----|----|-------|---|
| | | 37 | 18 | 21.95 | 2 |
| | | 37 | 38 | 21.84 | 2 |
| | | 75 | 0 | 21.89 | 2 |
| | HCH | 1 | 0 | 23.19 | 1 |
| | | 1 | 37 | 23.53 | 1 |
| | | 1 | 74 | 23.22 | 1 |
| | | 37 | 0 | 21.76 | 2 |
| | | 37 | 18 | 21.82 | 2 |
| | | 37 | 38 | 21.82 | 2 |
| | | 75 | 0 | 21.84 | 2 |

| Channel Bandwidth: 20 MHz | | | | | |
|---------------------------|---------|------------------|--------|---------------------|----------|
| Modulation | Channel | RB Configuration | | Average Power [dBm] | MPR (dB) |
| | | Size | Offset | | |
| QPSK | LCH | 1 | 0 | 24.17 | 0 |
| | | 1 | 49 | 24.28 | 0 |
| | | 1 | 99 | 23.67 | 0 |
| | | 50 | 0 | 23.35 | 1 |
| | | 50 | 25 | 23.26 | 1 |
| | | 50 | 50 | 23.02 | 1 |
| | | 100 | 0 | 23.21 | 1 |
| | MCH | 1 | 0 | 23.90 | 0 |
| | | 1 | 49 | 24.06 | 0 |
| | | 1 | 99 | 23.57 | 0 |
| | | 50 | 0 | 23.03 | 1 |
| | | 50 | 25 | 22.96 | 1 |
| | | 50 | 50 | 22.79 | 1 |
| | | 100 | 0 | 22.92 | 1 |
| | HCH | 1 | 0 | 23.57 | 0 |
| | | 1 | 49 | 23.87 | 0 |
| | | 1 | 99 | 23.55 | 0 |
| | | 50 | 0 | 22.81 | 1 |
| | | 50 | 25 | 22.89 | 1 |
| | | 50 | 50 | 22.86 | 1 |
| | | 100 | 0 | 22.86 | 1 |
| 16QAM | LCH | 1 | 0 | 23.46 | 1 |
| | | 1 | 49 | 23.59 | 1 |
| | | 1 | 99 | 23.00 | 1 |
| | | 50 | 0 | 22.34 | 2 |
| | | 50 | 25 | 22.24 | 2 |
| | | 50 | 50 | 22.04 | 2 |
| | | 100 | 0 | 22.23 | 2 |
| | MCH | 1 | 0 | 23.20 | 1 |

| | | | | | |
|--|-----|-----|----|-------|---|
| | | 1 | 49 | 23.38 | 1 |
| | | 1 | 99 | 22.89 | 1 |
| | | 50 | 0 | 22.02 | 2 |
| | | 50 | 25 | 21.96 | 2 |
| | | 50 | 50 | 21.80 | 2 |
| | | 100 | 0 | 21.93 | 2 |
| | HCH | 1 | 0 | 22.80 | 1 |
| | | 1 | 49 | 23.09 | 1 |
| | | 1 | 99 | 22.80 | 1 |
| | | 50 | 0 | 21.80 | 2 |
| | | 50 | 25 | 21.86 | 2 |
| | | 50 | 50 | 21.85 | 2 |
| | | 100 | 0 | 21.87 | 2 |

FDD-LTE Band 40: 2305-2315MHz

| Channel Bandwidth: 5 MHz | | | | | |
|--------------------------|---------|------------------|--------|---------------------|-----------|
| Modulation | Channel | RB Configuration | | Average Power [dBm] | MPR (dBm) |
| | | Size | Offset | | |
| QPSK | LCH | 1 | 0 | 22.48 | 0 |
| | | 1 | 12 | 22.71 | 0 |
| | | 1 | 24 | 22.29 | 0 |
| | | 12 | 0 | 21.51 | 1 |
| | | 12 | 6 | 21.50 | 1 |
| | | 12 | 13 | 21.39 | 1 |
| | | 25 | 0 | 21.45 | 1 |
| | HCH | 1 | 0 | 22.30 | 0 |
| | | 1 | 12 | 22.56 | 0 |
| | | 1 | 24 | 22.15 | 0 |
| | | 12 | 0 | 21.32 | 1 |
| | | 12 | 6 | 21.32 | 1 |
| | | 12 | 13 | 21.25 | 1 |
| | | 25 | 0 | 21.30 | 1 |
| 16QAM | LCH | 1 | 0 | 21.67 | 1 |
| | | 1 | 12 | 21.94 | 1 |
| | | 1 | 24 | 21.51 | 1 |
| | | 12 | 0 | 20.56 | 2 |
| | | 12 | 6 | 20.58 | 2 |
| | | 12 | 13 | 20.45 | 2 |
| | | 25 | 0 | 20.51 | 2 |
| | HCH | 1 | 0 | 21.67 | 1 |
| | | 1 | 12 | 21.93 | 1 |
| | | 1 | 24 | 21.58 | 1 |
| | | 12 | 0 | 20.44 | 2 |
| | | 12 | 6 | 20.44 | 2 |
| | | 12 | 13 | 20.38 | 2 |
| | | 25 | 0 | 20.36 | 2 |

| Channel Bandwidth: 10 MHz | | | | | |
|---------------------------|---------|------------------|--------|---------------------|-----------|
| Modulation | Channel | RB Configuration | | Average Power [dBm] | MPR (dBm) |
| | | Size | Offset | | |
| QPSK | MCH | 1 | 0 | 22.55 | 0 |
| | | 1 | 24 | 22.41 | 0 |
| | | 1 | 49 | 22.15 | 0 |
| | | 25 | 0 | 21.46 | 1 |
| | | 25 | 12 | 21.37 | 1 |
| | | 25 | 25 | 21.28 | 1 |
| | | 50 | 0 | 21.40 | 1 |
| 16QAM | MCH | 1 | 0 | 21.83 | 1 |
| | | 1 | 24 | 21.79 | 1 |
| | | 1 | 49 | 21.58 | 1 |
| | | 25 | 0 | 20.53 | 2 |
| | | 25 | 12 | 20.47 | 2 |
| | | 25 | 25 | 20.36 | 2 |
| | | 50 | 0 | 20.50 | 2 |

FDD-LTE Band 40: 2350-2360MHz

| Channel Bandwidth: 5 MHz | | | | | |
|--------------------------|---------|------------------|--------|---------------------|-----------|
| Modulation | Channel | RB Configuration | | Average Power [dBm] | MPR (dBm) |
| | | Size | Offset | | |
| QPSK | LCH | 1 | 0 | 21.30 | 0 |
| | | 1 | 12 | 21.57 | 0 |
| | | 1 | 24 | 21.28 | 0 |
| | | 12 | 0 | 20.79 | 1 |
| | | 12 | 6 | 20.58 | 1 |
| | | 12 | 13 | 20.70 | 1 |
| | | 25 | 0 | 20.53 | 1 |
| | HCH | 1 | 0 | 21.28 | 0 |
| | | 1 | 12 | 21.60 | 0 |
| | | 1 | 24 | 21.29 | 0 |
| | | 12 | 0 | 20.91 | 1 |
| | | 12 | 6 | 20.90 | 1 |
| | | 12 | 13 | 20.85 | 1 |
| | | 25 | 0 | 20.88 | 1 |
| 16QAM | LCH | 1 | 0 | 20.49 | 1 |
| | | 1 | 12 | 20.80 | 1 |
| | | 1 | 24 | 20.51 | 1 |
| | | 12 | 0 | 19.53 | 2 |
| | | 12 | 6 | 19.59 | 2 |

| | | | | | |
|--|-----|----|----|-------|---|
| | | 12 | 13 | 19.53 | 2 |
| | | 25 | 0 | 19.54 | 2 |
| | HCH | 1 | 0 | 20.71 | 1 |
| | | 1 | 12 | 20.71 | 1 |
| | | 1 | 24 | 20.76 | 1 |
| | | 12 | 0 | 19.92 | 2 |
| | | 12 | 6 | 19.93 | 2 |
| | | 12 | 13 | 19.95 | 2 |
| | | 25 | 0 | 19.83 | 2 |

| Channel Bandwidth: 10 MHz | | | | | |
|---------------------------|---------|------------------|--------|---------------------|-----------|
| Modulation | Channel | RB Configuration | | Average Power [dBm] | MPR (dBm) |
| | | Size | Offset | | |
| QPSK | MCH | 1 | 0 | 21.37 | 0 |
| | | 1 | 24 | 21.50 | 0 |
| | | 1 | 49 | 21.32 | 0 |
| | | 25 | 0 | 20.49 | 1 |
| | | 25 | 12 | 20.44 | 1 |
| | | 25 | 25 | 20.45 | 1 |
| | | 50 | 0 | 20.45 | 1 |
| 16QAM | MCH | 1 | 0 | 20.61 | 1 |
| | | 1 | 24 | 20.72 | 1 |
| | | 1 | 49 | 20.66 | 1 |
| | | 25 | 0 | 19.52 | 2 |
| | | 25 | 12 | 19.46 | 2 |
| | | 25 | 25 | 19.42 | 2 |
| | | 50 | 0 | 19.48 | 2 |

FDD-LTE Band 41:

| Channel Bandwidth: 5 MHz | | | | | |
|--------------------------|---------|------------------|--------|---------------------|----------|
| Modulation | Channel | RB Configuration | | Average Power [dBm] | MPR (dB) |
| | | Size | Offset | | |
| QPSK | LCH | 1 | 0 | 24.06 | 0 |
| | | 1 | 12 | 24.45 | 0 |
| | | 1 | 24 | 24.09 | 0 |
| | | 12 | 0 | 23.12 | 1 |
| | | 12 | 6 | 23.14 | 1 |
| | | 12 | 13 | 23.09 | 1 |
| | | 25 | 0 | 23.07 | 1 |
| | MCH | 1 | 0 | 23.84 | 0 |
| | | 1 | 12 | 24.14 | 0 |
| | | 1 | 24 | 23.73 | 0 |
| | | 12 | 0 | 22.89 | 1 |
| | | 12 | 6 | 22.90 | 1 |
| | | 12 | 13 | 22.80 | 1 |
| | | 25 | 0 | 22.83 | 1 |
| | HCH | 1 | 0 | 24.62 | 0 |
| | | 1 | 12 | 24.01 | 0 |
| | | 1 | 24 | 24.68 | 0 |
| | | 12 | 0 | 23.79 | 1 |
| | | 12 | 6 | 23.83 | 1 |
| | | 12 | 13 | 23.84 | 1 |
| | | 25 | 0 | 23.76 | 1 |
| 16QAM | LCH | 1 | 0 | 23.21 | 1 |
| | | 1 | 12 | 23.60 | 1 |
| | | 1 | 24 | 23.26 | 1 |
| | | 12 | 0 | 23.00 | 2 |
| | | 12 | 6 | 22.04 | 2 |
| | | 12 | 13 | 22.18 | 2 |
| | | 25 | 0 | 22.01 | 2 |
| | MCH | 1 | 0 | 23.04 | 1 |
| | | 1 | 12 | 23.36 | 1 |
| | | 1 | 24 | 22.92 | 1 |
| | | 12 | 0 | 21.87 | 2 |
| | | 12 | 6 | 21.88 | 2 |
| | | 12 | 13 | 21.79 | 2 |
| | | 25 | 0 | 21.81 | 2 |
| | HCH | 1 | 0 | 23.24 | 1 |
| | | 1 | 12 | 23.20 | 1 |
| | | 1 | 24 | 23.20 | 1 |

| | | | | | |
|--|--|----|----|-------|---|
| | | 12 | 0 | 22.88 | 2 |
| | | 12 | 6 | 22.91 | 2 |
| | | 12 | 13 | 22.90 | 2 |
| | | 25 | 0 | 22.86 | 2 |

| Channel Bandwidth: 10 MHz | | | | | |
|---------------------------|---------|------------------|--------|---------------------|----------|
| Modulation | Channel | RB Configuration | | Average Power [dBm] | MPR (dB) |
| | | Size | Offset | | |
| QPSK | LCH | 1 | 0 | 24.12 | 0 |
| | | 1 | 24 | 24.26 | 0 |
| | | 1 | 49 | 24.18 | 0 |
| | | 25 | 0 | 23.17 | 1 |
| | | 25 | 12 | 23.17 | 1 |
| | | 25 | 25 | 23.18 | 1 |
| | | 50 | 0 | 23.16 | 1 |
| | MCH | 1 | 0 | 23.99 | 0 |
| | | 1 | 24 | 23.97 | 0 |
| | | 1 | 49 | 23.84 | 0 |
| | | 25 | 0 | 22.99 | 1 |
| | | 25 | 12 | 22.94 | 1 |
| | | 25 | 25 | 22.84 | 1 |
| | | 50 | 0 | 22.92 | 1 |
| | HCH | 1 | 0 | 24.85 | 0 |
| | | 1 | 24 | 24.98 | 0 |
| | | 1 | 49 | 24.94 | 0 |
| | | 25 | 0 | 23.83 | 1 |
| | | 25 | 12 | 23.85 | 1 |
| | | 25 | 25 | 23.84 | 1 |
| | | 50 | 0 | 23.87 | 1 |
| 16QAM | LCH | 1 | 0 | 23.29 | 1 |
| | | 1 | 24 | 23.45 | 1 |
| | | 1 | 49 | 23.35 | 1 |
| | | 25 | 0 | 22.12 | 2 |
| | | 25 | 12 | 22.11 | 2 |
| | | 25 | 25 | 22.08 | 2 |
| | | 50 | 0 | 22.09 | 2 |
| | MCH | 1 | 0 | 23.36 | 1 |
| | | 1 | 24 | 23.33 | 1 |
| | | 1 | 49 | 23.14 | 1 |
| | | 25 | 0 | 21.99 | 2 |
| | | 25 | 12 | 21.96 | 2 |
| | | 25 | 25 | 21.86 | 2 |
| | | 50 | 0 | 21.94 | 2 |

| | | | | | |
|--|-----|----|----|-------|---|
| | HCH | 1 | 0 | 23.56 | 1 |
| | | 1 | 24 | 23.75 | 1 |
| | | 1 | 49 | 23.77 | 1 |
| | | 25 | 0 | 22.78 | 2 |
| | | 25 | 12 | 22.80 | 2 |
| | | 25 | 25 | 22.77 | 2 |
| | | 50 | 0 | 22.81 | 2 |

| Channel Bandwidth: 15 MHz | | | | | |
|---------------------------|---------|------------------|--------|---------------------|----------|
| Modulation | Channel | RB Configuration | | Average Power [dBm] | MPR (dB) |
| | | Size | Offset | | |
| QPSK | LCH | 1 | 0 | 24.04 | 0 |
| | | 1 | 37 | 24.43 | 0 |
| | | 1 | 74 | 24.15 | 0 |
| | | 37 | 0 | 23.22 | 1 |
| | | 37 | 18 | 23.21 | 1 |
| | | 37 | 38 | 23.23 | 1 |
| | | 75 | 0 | 23.21 | 1 |
| | MCH | 1 | 0 | 23.97 | 0 |
| | | 1 | 37 | 24.15 | 0 |
| | | 1 | 74 | 23.73 | 0 |
| | | 37 | 0 | 22.97 | 1 |
| | | 37 | 18 | 22.93 | 1 |
| | | 37 | 38 | 22.81 | 1 |
| | | 75 | 0 | 22.87 | 1 |
| | HCH | 1 | 0 | 24.44 | 0 |
| | | 1 | 37 | 24.87 | 0 |
| | | 1 | 74 | 23.68 | 0 |
| | | 37 | 0 | 23.67 | 1 |
| | | 37 | 18 | 23.74 | 1 |
| | | 37 | 38 | 23.79 | 1 |
| | | 75 | 0 | 23.76 | 1 |
| 16QAM | LCH | 1 | 0 | 23.20 | 1 |
| | | 1 | 37 | 23.58 | 1 |
| | | 1 | 74 | 23.31 | 1 |
| | | 37 | 0 | 22.14 | 2 |
| | | 37 | 18 | 22.10 | 2 |
| | | 37 | 38 | 22.14 | 2 |
| | | 75 | 0 | 22.15 | 2 |
| | MCH | 1 | 0 | 23.28 | 1 |
| | | 1 | 37 | 23.43 | 1 |
| | | 1 | 74 | 22.99 | 1 |
| | | 37 | 0 | 21.97 | 2 |

| | | | | | |
|--|-----|----|----|-------|---|
| | | 37 | 18 | 21.92 | 2 |
| | | 37 | 38 | 21.80 | 2 |
| | | 75 | 0 | 21.86 | 2 |
| | HCH | 1 | 0 | 23.69 | 1 |
| | | 1 | 37 | 23.10 | 1 |
| | | 1 | 74 | 23.90 | 1 |
| | | 37 | 0 | 22.67 | 2 |
| | | 37 | 18 | 22.71 | 2 |
| | | 37 | 38 | 22.74 | 2 |
| | | 75 | 0 | 22.78 | 2 |

| Channel Bandwidth: 20 MHz | | | | | |
|---------------------------|---------|------------------|--------|---------------------|----------|
| Modulation | Channel | RB Configuration | | Average Power [dBm] | MPR (dB) |
| | | Size | Offset | | |
| QPSK | LCH | 1 | 0 | 24.93 | 0 |
| | | 1 | 49 | 24.34 | 0 |
| | | 1 | 99 | 24.97 | 0 |
| | | 50 | 0 | 23.16 | 1 |
| | | 50 | 25 | 23.17 | 1 |
| | | 50 | 50 | 23.21 | 1 |
| | | 100 | 0 | 23.24 | 1 |
| | MCH | 1 | 0 | 23.92 | 0 |
| | | 1 | 49 | 24.06 | 0 |
| | | 1 | 99 | 23.60 | 0 |
| | | 50 | 0 | 23.02 | 1 |
| | | 50 | 25 | 22.93 | 1 |
| | | 50 | 50 | 22.79 | 1 |
| | | 100 | 0 | 22.92 | 1 |
| | HCH | 1 | 0 | 24.19 | 0 |
| | | 1 | 49 | 24.70 | 0 |
| | | 1 | 99 | 24.54 | 0 |
| | | 50 | 0 | 23.58 | 1 |
| | | 50 | 25 | 23.69 | 1 |
| | | 50 | 50 | 23.68 | 1 |
| | | 100 | 0 | 23.64 | 1 |
| 16QAM | LCH | 1 | 0 | 23.06 | 1 |
| | | 1 | 49 | 23.50 | 1 |
| | | 1 | 99 | 23.14 | 1 |
| | | 50 | 0 | 22.08 | 2 |
| | | 50 | 25 | 22.07 | 2 |
| | | 50 | 50 | 22.13 | 2 |
| | | 100 | 0 | 22.15 | 2 |
| | MCH | 1 | 0 | 22.21 | 1 |

| | | | | | |
|--|-----|-----|----|-------|---|
| | | 1 | 49 | 22.37 | 1 |
| | | 1 | 99 | 22.91 | 1 |
| | | 50 | 0 | 22.04 | 2 |
| | | 50 | 25 | 21.96 | 2 |
| | | 50 | 50 | 21.83 | 2 |
| | | 100 | 0 | 21.90 | 2 |
| | HCH | 1 | 0 | 23.47 | 1 |
| | | 1 | 49 | 23.96 | 1 |
| | | 1 | 99 | 23.79 | 1 |
| | | 50 | 0 | 22.62 | 2 |
| | | 50 | 25 | 22.75 | 2 |
| | | 50 | 50 | 22.72 | 2 |
| | | 100 | 0 | 22.72 | 2 |

Remark:

- Per KDB941225 D05 v02r05, Start with the largest channel bandwidth then measure SAR for QPSK with 1 RB allocation, using the RB offset and required test channel combination with the highest maximum output power among RB offsets at the upper edge, middle, and lower edge of each required test channel. When the reported SAR is ≤ 0.8 W/kg, testing of the remaining RB offset configurations and required test channels is not required for 1 RB allocation; otherwise, SAR is required for the remaining required test channels and only for the RB offset configuration with the highest output power for that channel. 6 When the reported SAR of a required test channel is > 1.45 W/kg, SAR is required for all three RB offset configurations for that required test channel.
- Per KDB941225 D05 v02r05, The procedures required for 1 RB allocation in 5.2.1 are applied to measure the SAR for QPSK with 50% RB allocation.
- Per KDB941225 D05 v02r05, For QPSK with 100% RB allocation, SAR is not required when the highest maximum output power for 100 % RB allocation is less than the highest maximum output power in 50% and 1 RB allocations, and the highest reported SAR for 1 RB and 50% RB allocation in 5.2.1 and 5.2.2 are ≤ 0.8 W/kg. Otherwise, SAR is measured for the highest output power channel; and if the reported SAR is > 1.45 W/kg, the remaining required test channels must also be tested.
- Per KDB941225 D05 v02r05, For each modulation besides QPSK; e.g., 16-QAM, 64-QAM, apply the QPSK procedures in 5.2.1, 5.2.2, and 5.2.3 to determine the QAM configurations that may need SAR measurement. For each configuration identified as required for testing, SAR is required only when the highest maximum output power for the configuration in the higher order modulation is $> \frac{1}{2}$ dB higher than the same configuration in QPSK or when the reported SAR for the QPSK configuration is > 1.45 W/kg.

| WLAN(2.4G) - Maximum Average Power | | | | | |
|------------------------------------|-----------|---------|-----------------|---------------------|---------------------|
| Test Mode | Data Rate | Channel | Frequency (MHz) | Average Power (dBm) | Tune-up power (dBm) |
| 802.11b | 1Mbps | CH 01 | 2412 | 15.87 | 16.0 |
| | | CH 06 | 2437 | 15.40 | 16.0 |
| | | CH 11 | 2462 | 15.86 | 16.0 |
| 802.11g | 6Mbps | CH 01 | 2412 | 14.61 | 15.5 |
| | | CH 06 | 2437 | 14.60 | 15.5 |
| | | CH 11 | 2462 | 15.11 | 15.5 |
| 802.11n (20MHz) | MCS0 | CH 01 | 2412 | 13.91 | 15.0 |
| | | CH 06 | 2437 | 14.12 | 15.0 |
| | | CH 11 | 2462 | 14.61 | 15.0 |
| 802.11n (40MHz) | MCS0 | CH 03 | 2422 | 12.93 | 13.0 |
| | | CH 06 | 2437 | 12.94 | 13.0 |
| | | CH 09 | 2452 | 12.99 | 13.0 |

| WLAN(5.2G)- Maximum Average Power | | | | |
|-----------------------------------|---------|-----------|---------------|---------------|
| Test Mode | Channel | Frequency | Average Power | Tune-up power |
| | | (MHz) | (dBm) | (dBm) |
| 802.11a | CH 36 | 5180 | 12.61 | 13.0 |
| | CH 40 | 5200 | 12.19 | 13.0 |
| | CH 48 | 5240 | 12.56 | 13.0 |
| 802.11n-20 | CH 36 | 5180 | 11.63 | 13.0 |
| | CH 40 | 5200 | 12.28 | 13.0 |
| | CH 48 | 5240 | 12.78 | 13.0 |
| 802.11n -40 | CH 38 | 5190 | 11.84 | 12.5 |
| | CH46 | 5230 | 12.12 | 12.5 |
| 802.11ac -80 | CH 42 | 5210 | 11.36 | 11.5 |

| WLAN(5.8G) - Maximum Average Power | | | | |
|------------------------------------|---------|-----------|---------------|---------------|
| Test Mode | Channel | Frequency | Average Power | Tune-up power |
| | | (MHz) | (dBm) | (dBm) |
| 802.11a | CH149 | 5745 | 11.21 | 12.0 |
| | CH157 | 5785 | 11.86 | 12.0 |
| | CH165 | 5825 | 11.65 | 12.0 |
| 802.11n-20 | CH149 | 5745 | 11.08 | 12.0 |
| | CH157 | 5785 | 11.64 | 12.0 |
| | CH165 | 5825 | 11.44 | 12.0 |
| 802.11n -40 | CH151 | 5755 | 11.68 | 12.0 |
| | CH159 | 5795 | 11.37 | 12.0 |
| 802.11ac -80 | CH155 | 5775 | 11.06 | 11.5 |

Remark:

- Per KDB 248227 D01 v02r02, For 802.11b DSSS SAR measurements, DSSS SAR procedure applies to fixed exposure test position and initial test position procedure applies to multiple exposure test positions.
- Per KDB 248227 D01 v02r02, For 802.11b DSSS SAR measurements, when the reported SAR of the highest measured maximum output power channel (see 3.1) for the exposure configuration is ≤ 0.8 W/kg, no further SAR testing is required for 802.11b DSSS in that exposure configuration. When the reported SAR is > 0.8 W/kg, SAR is required for that exposure configuration using the next highest measured output power channel. When any reported SAR is > 1.2 W/kg, SAR is required for the third channel; i.e., all channels require testing.
- For OFDM modes (802.11g/n), SAR is not required when the highest reported SAR for DSSS is adjusted by the ratio of OFDM to DSSS specified maximum output power and it is ≤ 1.2 W/kg.
- Per KDB 248227 D01 v02r02, When multiple channel bandwidth configurations in a frequency band have the same specified maximum output power, the initial test configuration is determined by applying the following steps sequentially.
 - The largest channel bandwidth configuration is selected among the multiple configurations in a frequency band with the same specified maximum output power.
 - If multiple configurations have the same specified maximum output power and largest channel bandwidth, the lowest order modulation among the largest channel bandwidth configurations is selected.
 - If multiple configurations have the same specified maximum output power, largest channel bandwidth and lowest order modulation, the lowest data rate configuration among these configurations is selected.
 - When multiple transmission modes (802.11a/g/n/ac) have the same specified maximum output power, largest channel bandwidth, lowest order modulation and lowest data rate, the lowest order 802.11 mode is selected; i.e., 802.11a is chosen over 802.11n then 802.11ac or 802.11g is chosen over 802.11n.

| Bluetooth - Maximum Average Power | | | |
|-----------------------------------|-----------|--------------------|---------------------|
| Test Mode | Data Rate | Average Power(dBm) | Tune-up power (dBm) |
| GFSK | 1Mbps | 4.761 | 5.0 |
| Pi/4 QDPSK | 2Mbps | 3.727 | 5.0 |
| 8DPSK | 3Mbps | 3.673 | 5.0 |

| Bluetooth - Maximum Average Power | | | | | |
|-----------------------------------|-----------|---------|-----------------|---------------------|---------------------|
| Test Mode | Data Rate | Channel | Frequency (MHz) | Average Power (dBm) | Tune-up power (dBm) |
| BLE | 1Mbps | CH 00 | 2402 | -7.642 | -6 |
| | | CH 19 | 2440 | -6.089 | -6 |
| | | CH 39 | 2480 | -6.566 | -6 |

Remark:

According to RSS-102 Issue 5, the following RF exposure evaluation shall to demonstrate RF exposure compliance.

BT(BLE)

| Tune-Up Power (dBm) | Turn-up with Antenna gain (dBm) | Turn-up Max. Power (mW) | Distance (mm) | Limit(mW) |
|---------------------|---------------------------------|-------------------------|---------------|-----------|
| -6 | -3 | 0.5 | 5 | 4 |

The exclusion thresholds is $0.5\text{mW} < 4\text{mW}$, therefore, the RF exposure evaluation is not required.

9.2 Test Results for Standalone SAR Test

Head SAR

| GSM850 – Head SAR Test | | | | | | | | | |
|------------------------|------|--------------------|-----------|-------|--------------------|-------------------|----------------|--------------|---------------------|
| Plot No. | Mode | Test Position Head | Frequency | | Output Power (dBm) | Rated Limit (dBm) | Scaling Factor | SAR1g (W/kg) | Scaled SAR1g (W/kg) |
| | | | CH. | MHz | | | | | |
| 1. | GSM | Right Cheek | 190 | 836.6 | 31.30 | 31.5 | 1.047 | 0.057 | 0.060 |
| 2. | GSM | Right Tilted | 190 | 836.6 | 31.30 | 31.5 | 1.047 | 0.033 | 0.035 |
| 3. | GSM | Left Cheek | 190 | 836.6 | 31.30 | 31.5 | 1.047 | 0.056 | 0.059 |
| 4. | GSM | Left Tilted | 190 | 836.6 | 31.30 | 31.5 | 1.047 | 0.031 | 0.032 |

| GSM1900 – Head SAR Test | | | | | | | | | |
|-------------------------|------|--------------------|-----------|--------|--------------------|-------------------|----------------|--------------|---------------------|
| Plot No. | Mode | Test Position Head | Frequency | | Output Power (dBm) | Rated Limit (dBm) | Scaling Factor | SAR1g (W/kg) | Scaled SAR1g (W/kg) |
| | | | CH. | M Hz | | | | | |
| 5. | GSM | Right Cheek | 512 | 1850.2 | 28.51 | 29.0 | 1.119 | 0.020 | 0.022 |
| 6. | GSM | Right Tilted | 512 | 1850.2 | 28.51 | 29.0 | 1.119 | 0.011 | 0.012 |
| 7. | GSM | Left Cheek | 512 | 1850.2 | 28.51 | 29.0 | 1.119 | 0.029 | 0.032 |
| 8. | GSM | Left Tilted | 512 | 1850.2 | 28.51 | 29.0 | 1.119 | 0.015 | 0.017 |

| GPRS850 – Head SAR Test | | | | | | | | | |
|-------------------------|----------|--------------------|-----------|-------|--------------------|-------------------|----------------|--------------|---------------------|
| Plot No. | Mode | Test Position Head | Frequency | | Output Power (dBm) | Rated Limit (dBm) | Scaling Factor | SAR1g (W/kg) | Scaled SAR1g (W/kg) |
| | | | CH. | MHz | | | | | |
| 9. | GPRS_4TX | Right Cheek | 190 | 836.6 | 28.47 | 28.5 | 1.007 | 0.135 | 0.136 |
| 10. | GPRS_4TX | Right Tilted | 190 | 836.6 | 28.47 | 28.5 | 1.007 | 0.065 | 0.065 |
| 11. | GPRS_4TX | Left Cheek | 190 | 836.6 | 28.47 | 28.5 | 1.007 | 0.127 | 0.128 |
| 12. | GPRS_4TX | Left Tilted | 190 | 836.6 | 28.47 | 28.5 | 1.007 | 0.062 | 0.062 |

| GPRS1900 – Head SAR Test | | | | | | | | | |
|--------------------------|----------|--------------------|-----------|--------|--------------------|-------------------|----------------|--------------|---------------------|
| Plot No. | Mode | Test Position Head | Frequency | | Output Power (dBm) | Rated Limit (dBm) | Scaling Factor | SAR1g (W/kg) | Scaled SAR1g (W/kg) |
| | | | CH. | M Hz | | | | | |
| 13. | GPRS_4TX | Right Cheek | 512 | 1850.2 | 25.40 | 25.5 | 1.023 | 0.055 | 0.056 |
| 14. | GPRS_4TX | Right Tilted | 512 | 1850.2 | 25.40 | 25.5 | 1.023 | 0.029 | 0.030 |
| 15. | GPRS_4TX | Left Cheek | 512 | 1850.2 | 25.40 | 25.5 | 1.023 | 0.113 | 0.116 |
| 16. | GPRS_4TX | Left Tilted | 512 | 1850.2 | 25.40 | 25.5 | 1.023 | 0.055 | 0.056 |

| WCDMA Band 2 – Head SAR Test | | | | | | | | | |
|------------------------------|------|--------------------|-----------|--------|--------------------|-------------------|----------------|--------------|---------------------|
| Plot No. | Mode | Test Position Head | Frequency | | Output Power (dBm) | Rated Limit (dBm) | Scaling Factor | SAR1g (W/kg) | Scaled SAR1g (W/kg) |
| | | | CH. | MHz | | | | | |
| 17. | RMC | Right Cheek | 9262 | 1852.4 | 22.58 | 23.0 | 1.102 | 0.060 | 0.066 |
| 18. | RMC | Right Tilted | 9262 | 1852.4 | 22.58 | 23.0 | 1.102 | 0.033 | 0.036 |
| 19. | RMC | Left Cheek | 9262 | 1852.4 | 22.58 | 23.0 | 1.102 | 0.087 | 0.096 |
| 20. | RMC | Left Tilted | 9262 | 1852.4 | 22.58 | 23.0 | 1.102 | 0.042 | 0.046 |

| WCDMA Band 5 – Head SAR Test | | | | | | | | | |
|------------------------------|------|--------------------|-----------|-------|--------------------|-------------------|----------------|--------------|---------------------|
| Plot No. | Mode | Test Position Head | Frequency | | Output Power (dBm) | Rated Limit (dBm) | Scaling Factor | SAR1g (W/kg) | Scaled SAR1g (W/kg) |
| | | | CH. | MHz | | | | | |
| 21. | RMC | Right Cheek | 4233 | 846.6 | 22.51 | 23.0 | 1.119 | 0.038 | 0.043 |
| 22. | RMC | Right Tilted | 4233 | 846.6 | 22.51 | 23.0 | 1.119 | 0.019 | 0.021 |
| 23. | RMC | Left Cheek | 4233 | 846.6 | 22.51 | 23.0 | 1.119 | 0.043 | 0.048 |
| 24. | RMC | Left Tilted | 4233 | 846.6 | 22.51 | 23.0 | 1.119 | 0.023 | 0.026 |

| LTE Band 2– Head SAR Test | | | | | | | | | |
|---------------------------|---------------------------|--------------------|---------------|--------------------|-------------------|----------------|--------------|---------------------|--|
| Plot No. | Mode | Test Position Head | Frequency MHz | Output Power (dBm) | Rated Limit (dBm) | Scaling Factor | SAR1g (W/kg) | Scaled SAR1g (W/kg) | |
| | Modulation, Bandwidth, RB | | | | | | | | |
| 25. | QPSK 5MHz 1RB | Right Cheek | 1852.5 | 24.29 | 24.5 | 1.050 | 0.030 | 0.031 | |
| 26. | QPSK 5MHz 1RB | Right Tilted | 1852.5 | 24.29 | 24.5 | 1.050 | 0.022 | 0.023 | |
| 27. | QPSK 5MHz 1RB | Left Cheek | 1852.5 | 24.29 | 24.5 | 1.050 | 0.054 | 0.057 | |
| 28. | QPSK 5MHz 1RB | Left Tilted | 1852.5 | 24.29 | 24.5 | 1.050 | 0.035 | 0.037 | |
| 29. | QPSK 5MHz 50%RB | Right Cheek | 1852.5 | 24.29 | 24.5 | 1.050 | 0.018 | 0.019 | |
| 30. | QPSK 5MHz 50%RB | Right Tilted | 1852.5 | 24.29 | 24.5 | 1.050 | 0.013 | 0.014 | |
| 31. | QPSK 5MHz 50%RB | Left Cheek | 1852.5 | 24.29 | 24.5 | 1.050 | 0.029 | 0.030 | |
| 32. | QPSK 5MHz 50%RB | Left Tilted | 1852.5 | 24.29 | 24.5 | 1.050 | 0.016 | 0.017 | |

| LTE Band 4– Head SAR Test | | | | | | | | | |
|---------------------------|---------------------------|--------------------|---------------|--------------------|-------------------|----------------|--------------|---------------------|--|
| Plot No. | Mode | Test Position Head | Frequency MHz | Output Power (dBm) | Rated Limit (dBm) | Scaling Factor | SAR1g (W/kg) | Scaled SAR1g (W/kg) | |
| | Modulation, Bandwidth, RB | | | | | | | | |
| 33. | QPSK 5MHz 1RB | Right Cheek | 1752.5 | 24.24 | 24.5 | 1.062 | 0.033 | 0.035 | |
| 34. | QPSK 5MHz 1RB | Right Tilted | 1752.5 | 24.24 | 24.5 | 1.062 | 0.018 | 0.019 | |
| 35. | QPSK 5MHz 1RB | Left Cheek | 1752.5 | 24.24 | 24.5 | 1.062 | 0.032 | 0.034 | |
| 36. | QPSK 5MHz 1RB | Left Tilted | 1752.5 | 24.24 | 24.5 | 1.062 | 0.017 | 0.018 | |
| 37. | QPSK 5MHz 50%RB | Right Cheek | 1752.5 | 24.24 | 24.5 | 1.062 | 0.018 | 0.019 | |
| 38. | QPSK 5MHz 50%RB | Right Tilted | 1752.5 | 24.24 | 24.5 | 1.062 | 0.011 | 0.012 | |
| 39. | QPSK 5MHz 50%RB | Left Cheek | 1752.5 | 24.24 | 24.5 | 1.062 | 0.016 | 0.017 | |
| 40. | QPSK 5MHz 50%RB | Left Tilted | 1752.5 | 24.24 | 24.5 | 1.062 | 0.009 | 0.010 | |

| LTE Band 5– Head SAR Test | | | | | | | | |
|---------------------------|-----------------------|-----------------------|------------|-----------------------|----------------------|----------------|-----------------|------------------------|
| Plot No. | Mode | Test Position Head | Freque ncy | Output Power (dBm) | Rated Limit (dBm) | Scaling Factor | SAR1g (W/kg) | Scaled SAR1g (W/kg) |
| | Modulation, Bandwidth | | MHz | | | | | |
| 41. | QPSK 3MHz 1RB | Right Cheek | 847.5 | 23.88 | 24.0 | 1.028 | 0.038 | 0.039 |
| 42. | QPSK 3MHz 1RB | Right Tilted | 847.5 | 23.88 | 24.0 | 1.028 | 0.019 | 0.020 |
| 43. | QPSK 3MHz 1RB | Left Cheek | 847.5 | 23.88 | 24.0 | 1.028 | 0.032 | 0.033 |
| 44. | QPSK 3MHz 1RB | Left Tilted | 847.5 | 23.88 | 24.0 | 1.028 | 0.016 | 0.016 |
| 45. | QPSK 3MHz 50%RB | Right Cheek | 847.5 | 23.88 | 24.0 | 1.028 | 0.021 | 0.022 |
| 46. | QPSK 3MHz 50%RB | Right Tilted | 847.5 | 23.88 | 24.0 | 1.028 | 0.011 | 0.011 |
| 47. | QPSK 3MHz 50%RB | Left Cheek | 847.5 | 23.88 | 24.0 | 1.028 | 0.017 | 0.017 |
| 48. | QPSK 3MHz 50%RB | Left Tilted | 847.5 | 23.88 | 24.0 | 1.028 | 0.038 | 0.039 |

| LTE Band 7– Head SAR Test | | | | | | | | |
|---------------------------|-----------------------|-----------------------|------------|-----------------------|----------------------|----------------|-----------------|------------------------|
| Plot No. | Mode | Test Position Head | Freque ncy | Output Power (dBm) | Rated Limit (dBm) | Scaling Factor | SAR1g (W/kg) | Scaled SAR1g (W/kg) |
| | Modulation, Bandwidth | | MHz | | | | | |
| 49. | QPSK 10MHz 1RB | Right Cheek | 2505.0 | 24.64 | 25.0 | 1.086 | 0.172 | 0.187 |
| 50. | QPSK 10MHz 1RB | Right Tilted | 2505.0 | 24.64 | 25.0 | 1.086 | 0.113 | 0.123 |
| 51. | QPSK 10MHz 1RB | Left Cheek | 2505.0 | 24.64 | 25.0 | 1.086 | 0.301 | 0.327 |
| 52. | QPSK 10MHz 1RB | Left Tilted | 2505.0 | 24.64 | 25.0 | 1.086 | 0.168 | 0.183 |
| 53. | QPSK 10MHz 50%RB | Right Cheek | 2505.0 | 24.64 | 25.0 | 1.086 | 0.103 | 0.112 |
| 54. | QPSK 10MHz 50%RB | Right Tilted | 2505.0 | 24.64 | 25.0 | 1.086 | 0.066 | 0.072 |
| 55. | QPSK 10MHz 50%RB | Left Cheek | 2505.0 | 24.64 | 25.0 | 1.086 | 0.159 | 0.173 |
| 56. | QPSK 10MHz 50%RB | Left Tilted | 2505.0 | 24.64 | 25.0 | 1.086 | 0.088 | 0.096 |

| LTE Band 38– Head SAR Test | | | | | | | | |
|----------------------------|-----------------------|-----------------------|------------|-----------------------|----------------------|----------------|-----------------|------------------------|
| Plot No. | Mode | Test Position Head | Freque ncy | Output Power (dBm) | Rated Limit (dBm) | Scaling Factor | SAR1g (W/kg) | Scaled SAR1g (W/kg) |
| | Modulation, Bandwidth | | MHz | | | | | |
| 57. | QPSK 15MHz 1RB | Right Cheek | 2577.5 | 24.51 | 25.0 | 1.119 | 0.194 | 0.217 |
| 58. | QPSK 15MHz 1RB | Right Tilted | 2577.5 | 24.51 | 25.0 | 1.119 | 0.122 | 0.137 |
| 59. | QPSK 15MHz 1RB | Left Cheek | 2577.5 | 24.51 | 25.0 | 1.119 | 0.191 | 0.214 |
| 60. | QPSK 15MHz 1RB | Left Tilted | 2577.5 | 24.51 | 25.0 | 1.119 | 0.119 | 0.133 |
| 61. | QPSK 15MHz 50%RB | Right Cheek | 2577.5 | 24.51 | 25.0 | 1.119 | 0.116 | 0.130 |
| 62. | QPSK 15MHz 50%RB | Right Tilted | 2577.5 | 24.51 | 25.0 | 1.119 | 0.069 | 0.077 |
| 63. | QPSK 15MHz 50%RB | Left Cheek | 2577.5 | 24.51 | 25.0 | 1.119 | 0.109 | 0.122 |
| 64. | QPSK 15MHz 50%RB | Left Tilted | 2577.5 | 24.51 | 25.0 | 1.119 | 0.058 | 0.065 |

| LTE Band 40:2305-2315MHz– Head SAR Test | | | | | | | | |
|---|-----------------------|-----------------------|------------|--------------------|-------------------|----------------|--------------|---------------------|
| Plot No. | Mode | Test Position Head | Freque ncy | Output Power (dBm) | Rated Limit (dBm) | Scaling Factor | SAR1g (W/kg) | Scaled SAR1g (W/kg) |
| | Modulation, Bandwidth | | MHz | | | | | |
| 65. | RMC QPSK 5MHz 1RB | Right Cheek | 2307.5 | 22.71 | 23.0 | 1.069 | 0.110 | 0.118 |
| 66. | RMC QPSK 5MHz 1RB | Right Tilted | 2307.5 | 22.71 | 23.0 | 1.069 | 0.066 | 0.071 |
| 67. | RMC QPSK 5MHz 1RB | Left Cheek | 2307.5 | 22.71 | 23.0 | 1.069 | 0.157 | 0.168 |
| 68. | RMC QPSK 5MHz 1RB | Left Tilted | 2307.5 | 22.71 | 23.0 | 1.069 | 0.078 | 0.083 |
| 69. | RMC QPSK 5MHz 50%RB | Right Cheek | 2307.5 | 22.71 | 23.0 | 1.069 | 0.056 | 0.060 |
| 70. | RMC QPSK 5MHz 50%RB | Right Tilted | 2307.5 | 22.71 | 23.0 | 1.069 | 0.035 | 0.037 |
| 71. | RMC QPSK 5MHz 50%RB | Left Cheek | 2307.5 | 22.71 | 23.0 | 1.069 | 0.072 | 0.077 |
| 72. | RMC QPSK 5MHz 50%RB | Left Tilted | 2307.5 | 22.71 | 23.0 | 1.069 | 0.036 | 0.038 |

| LTE Band 40: 2350-2360MHz– Head SAR Test | | | | | | | | |
|--|-----------------------|-----------------------|------------|--------------------|-------------------|----------------|--------------|---------------------|
| Plot No. | Mode | Test Position Head | Freque ncy | Output Power (dBm) | Rated Limit (dBm) | Scaling Factor | SAR1g (W/kg) | Scaled SAR1g (W/kg) |
| | Modulation, Bandwidth | | MHz | | | | | |
| 73. | RMC QPSK 10MHz 1RB | Right Cheek | 2357.5 | 21.60 | 22.0 | 1.096 | 0.081 | 0.089 |
| 74. | RMC QPSK 10MHz 1RB | Right Tilted | 2357.5 | 21.60 | 22.0 | 1.096 | 0.044 | 0.048 |
| 75. | RMC QPSK 10MHz 1RB | Left Cheek | 2357.5 | 21.60 | 22.0 | 1.096 | 0.075 | 0.082 |
| 76. | RMC QPSK 10MHz 1RB | Left Tilted | 2357.5 | 21.60 | 22.0 | 1.096 | 0.039 | 0.043 |
| 77. | RMC QPSK 10MHz 50%RB | Right Cheek | 2357.5 | 21.60 | 22.0 | 1.096 | 0.042 | 0.046 |
| 78. | RMC QPSK 10MHz 50%RB | Right Tilted | 2357.5 | 21.60 | 22.0 | 1.096 | 0.023 | 0.025 |
| 79. | RMC QPSK 10MHz 50%RB | Left Cheek | 2357.5 | 21.60 | 22.0 | 1.096 | 0.039 | 0.043 |
| 80. | RMC QPSK 10MHz 50%RB | Left Tilted | 2357.5 | 21.60 | 22.0 | 1.096 | 0.021 | 0.023 |

| LTE Band 41– Head SAR Test | | | | | | | | |
|----------------------------|-----------------------|-----------------------|------------|--------------------|-------------------|----------------|--------------|---------------------|
| Plot No. | Mode | Test Position Head | Freque ncy | Output Power (dBm) | Rated Limit (dBm) | Scaling Factor | SAR1g (W/kg) | Scaled SAR1g (W/kg) |
| | Modulation, Bandwidth | | MHz | | | | | |
| 81. | QPSK 10MHz 1RB | Right Cheek | 2685 | 24.98 | 25.0 | 1.005 | 0.338 | 0.340 |
| 82. | QPSK 10MHz 1RB | Right Tilted | 2685 | 24.98 | 25.0 | 1.005 | 0.188 | 0.189 |
| 83. | QPSK 10MHz 1RB | Left Cheek | 2685 | 24.98 | 25.0 | 1.005 | 0.348 | 0.350 |
| 84. | QPSK 10MHz 1RB | Left Tilted | 2685 | 24.98 | 25.0 | 1.005 | 0.196 | 0.197 |
| 85. | QPSK 10MHz 50%RB | Right Cheek | 2685 | 24.98 | 25.0 | 1.005 | 0.162 | 0.163 |
| 86. | QPSK 10MHz 50%RB | Right Tilted | 2685 | 24.98 | 25.0 | 1.005 | 0.113 | 0.114 |
| 87. | QPSK 10MHz 50%RB | Left Cheek | 2685 | 24.98 | 25.0 | 1.005 | 0.178 | 0.179 |
| 88. | QPSK 10MHz 50%RB | Left Tilted | 2685 | 24.98 | 25.0 | 1.005 | 0.106 | 0.106 |

| WLAN 2.4GHz – Head SAR Test | | | | | | | | | |
|-----------------------------|---------|--------------------|-----------|------|--------------------|-------------------|----------------|--------------|---------------------|
| Plot No. | Mode | Test Position Head | Frequency | | Output Power (dBm) | Rated Limit (dBm) | Scaling Factor | SAR1g (W/kg) | Scaled SAR1g (W/kg) |
| | | | CH. | MHz | | | | | |
| 89. | 802.11b | Right Cheek | 01 | 2412 | 15.87 | 16.0 | 1.030 | 0.039 | 0.040 |
| 90. | 802.11b | Right Tilted | 01 | 2412 | 15.87 | 16.0 | 1.030 | 0.019 | 0.020 |
| 91. | 802.11b | Left Cheek | 01 | 2412 | 15.87 | 16.0 | 1.030 | 0.087 | 0.090 |
| 92. | 802.11b | Left Tilted | 01 | 2412 | 15.87 | 16.0 | 1.030 | 0.048 | 0.049 |

| BT – Head SAR Test | | | | | | | | | |
|--------------------|------|--------------------|-----------|------|--------------------|-------------------|----------------|--------------|---------------------|
| Plot No. | Mode | Test Position Head | Frequency | | Output Power (dBm) | Rated Limit (dBm) | Scaling Factor | SAR1g (W/kg) | Scaled SAR1g (W/kg) |
| | | | CH. | MHz | | | | | |
| 93. | GFSK | Right Cheek | 39 | 2441 | 4.761 | 5.0 | 1.057 | 0.008 | 0.008 |
| 94. | GFSK | Right Tilted | 39 | 2441 | 4.761 | 5.0 | 1.057 | 0.005 | 0.005 |
| 95. | GFSK | Left Cheek | 39 | 2441 | 4.761 | 5.0 | 1.057 | 0.006 | 0.006 |
| 96. | GFSK | Left Tilted | 39 | 2441 | 4.761 | 5.0 | 1.057 | 0.003 | 0.003 |

| WLAN 5.2GHz – Head SAR Test | | | | | | | | | |
|-----------------------------|-------------|--------------------|-----------|------|--------------------|-------------------|----------------|--------------|---------------------|
| Plot No. | Mode | Test Position Head | Frequency | | Output Power (dBm) | Rated Limit (dBm) | Scaling Factor | SAR1g (W/kg) | Scaled SAR1g (W/kg) |
| | | | CH. | MHz | | | | | |
| 97. | 802.11n(20) | Right Cheek | 48 | 5240 | 12.78 | 13.0 | 1.052 | 0.090 | 0.095 |
| 98. | 802.11n(20) | Right Tilted | 48 | 5240 | 12.78 | 13.0 | 1.052 | 0.051 | 0.054 |
| 99. | 802.11n(20) | Left Cheek | 48 | 5240 | 12.78 | 13.0 | 1.052 | 0.205 | 0.216 |
| 100. | 802.11n(20) | Left Tilted | 48 | 5240 | 12.78 | 13.0 | 1.052 | 0.122 | 0.128 |

| WLAN 5.8GHz – Head SAR Test | | | | | | | | | |
|-----------------------------|---------|--------------------|-----------|------|--------------------|-------------------|----------------|--------------|---------------------|
| Plot No. | Mode | Test Position Head | Frequency | | Output Power (dBm) | Rated Limit (dBm) | Scaling Factor | SAR1g (W/kg) | Scaled SAR1g (W/kg) |
| | | | CH. | MHz | | | | | |
| 101. | 802.11a | Right Cheek | 157 | 5785 | 11.86 | 12.0 | 1.033 | 0.205 | 0.212 |
| 102. | 802.11a | Right Tilted | 157 | 5785 | 11.86 | 12.0 | 1.033 | 0.118 | 0.122 |
| 103. | 802.11a | Left Cheek | 157 | 5785 | 11.86 | 12.0 | 1.033 | 0.289 | 0.298 |
| 104. | 802.11a | Left Tilted | 157 | 5785 | 11.86 | 12.0 | 1.033 | 0.147 | 0.152 |

Remark: Per KDB 447498 D01 v06, if the highest output channel SAR for each exposure position ≤ 0.8 W/kg other channels SAR tests are not necessary.

Body-worn SAR

| GSM850 – Body SAR Test (Gap: 10mm) | | | | | | | | | |
|------------------------------------|------|-----------------------|-----------|-------|--------------------|-------------------|----------------|--------------|---------------------|
| Plot No. | Mode | Test Position Body | Frequency | | Output Power (dBm) | Rated Limit (dBm) | Scaling Factor | SAR1g (W/kg) | Scaled SAR1g (W/kg) |
| | | | CH. | MHz | | | | | |
| 105. | GSM | Back | 190 | 836.6 | 31.30 | 31.5 | 1.047 | 0.075 | 0.079 |
| 106. | GSM | Front | 190 | 836.6 | 31.30 | 31.5 | 1.047 | 0.045 | 0.047 |

| GSM1900 – Body SAR Test (Gap: 10mm) | | | | | | | | | |
|-------------------------------------|------|-----------------------|-----------|--------|--------------------|-------------------|----------------|--------------|---------------------|
| Plot No. | Mode | Test Position Body | Frequency | | Output Power (dBm) | Rated Limit (dBm) | Scaling Factor | SAR1g (W/kg) | Scaled SAR1g (W/kg) |
| | | | CH. | MHz | | | | | |
| 107. | GSM | Back | 512 | 1850.2 | 28.51 | 29.0 | 1.119 | 0.370 | 0.414 |
| 108. | GSM | Front | 512 | 1850.2 | 28.51 | 29.0 | 1.119 | 0.066 | 0.074 |

| WCDMA Band 2 – Body SAR Test (Gap: 10mm) | | | | | | | | | |
|--|-----------|-----------------------|-----------|--------|--------------------|-------------------|----------------|--------------|---------------------|
| Plot No. | Mode | Test Position Body | Frequency | | Output Power (dBm) | Rated Limit (dBm) | Scaling Factor | SAR1g (W/kg) | Scaled SAR1g (W/kg) |
| | | | CH. | MHz | | | | | |
| 109. | RMC 12.2k | Back Side | 9262 | 1852.4 | 22.58 | 23.0 | 1.102 | 0.521 | 0.574 |
| 110. | RMC 12.2k | Front Side | 9262 | 1852.4 | 22.58 | 23.0 | 1.102 | 0.174 | 0.192 |

| WCDMA Band 5 – Body SAR Test (Gap: 10mm) | | | | | | | | | |
|--|-----------|-----------------------|-----------|-------|--------------------|-------------------|----------------|--------------|---------------------|
| Plot No. | Mode | Test Position Body | Frequency | | Output Power (dBm) | Rated Limit (dBm) | Scaling Factor | SAR1g (W/kg) | Scaled SAR1g (W/kg) |
| | | | CH. | MHz | | | | | |
| 111. | RMC 12.2k | Back Side | 4233 | 846.6 | 22.51 | 23.0 | 1.119 | 0.067 | 0.075 |
| 112. | RMC 12.2k | Front Side | 4233 | 846.6 | 22.51 | 23.0 | 1.119 | 0.043 | 0.048 |

| LTE Band 2–Body SAR Test (Gap: 10mm) | | | | | | | | | |
|--------------------------------------|---------------------------|-----------------------|--------|--------------------|-------------------|----------------|--------------|---------------------|-----|
| Plot No. | Mode | Test Position Body | Freque | Output Power (dBm) | Rated Limit (dBm) | Scaling Factor | SAR1g (W/kg) | Scaled SAR1g (W/kg) | |
| | Modulation, Bandwidth, RB | | ncy | | | | | | MHz |
| 113. | RMC QPSK 5MHz 1RB | Back Side | 1852.5 | 24.29 | 24.5 | 1.050 | 0.621 | 0.652 | |
| 114. | RMC QPSK 5MHz 1RB | Front Side | 1852.5 | 24.29 | 24.5 | 1.050 | 0.147 | 0.154 | |
| 115. | RMC QPSK 5MHz 50%RB | Back Side | 1852.5 | 24.29 | 24.5 | 1.050 | 0.332 | 0.348 | |
| 116. | RMC QPSK 5MHz 50%RB | Front Side | 1852.5 | 24.29 | 24.5 | 1.050 | 0.078 | 0.082 | |

LTE Band 4–Body SAR Test (Gap: 10mm)

| Plot No. | Mode | Test Position | Frequency | Output Power | Rated Limit | Scaling Factor | SAR1g | Scaled SAR1g |
|----------|---------------------------|---------------|-----------|--------------|-------------|----------------|--------|--------------|
| | Modulation, Bandwidth, RB | Body | MHz | (dBm) | (dBm) | | (W/kg) | (W/kg) |
| 117. | RMC QPSK 5MHz 1RB | Back Side | 1752.5 | 24.24 | 24.5 | 1.062 | 0.688 | 0.730 |
| 118. | RMC QPSK 5MHz 1RB | Front Side | 1752.5 | 24.24 | 24.5 | 1.062 | 0.116 | 0.123 |
| 119. | RMC QPSK 5MHz 50%RB | Back Side | 1752.5 | 24.24 | 24.5 | 1.062 | 0.348 | 0.369 |
| 120. | RMC QPSK 5MHz 50%RB | Front Side | 1752.5 | 24.24 | 24.5 | 1.062 | 0.055 | 0.058 |

LTE Band 5–Body SAR Test (Gap: 10mm)

| Plot No. | Mode | Test Position | Frequency | Output Power | Rated Limit | Scaling Factor | SAR1g | Scaled SAR1g |
|----------|---------------------------|---------------|-----------|--------------|-------------|----------------|--------|--------------|
| | Modulation, Bandwidth, RB | Body | MHz | (dBm) | (dBm) | | (W/kg) | (W/kg) |
| 121. | RMC QPSK 3MHz 1RB | Back Side | 847.5 | 23.88 | 24.0 | 1.028 | 0.071 | 0.073 |
| 122. | RMC QPSK 3MHz 1RB | Front Side | 847.5 | 23.88 | 24.0 | 1.028 | 0.036 | 0.037 |
| 123. | RMC QPSK 3MHz 50%RB | Back Side | 847.5 | 23.88 | 24.0 | 1.028 | 0.035 | 0.036 |
| 124. | RMC QPSK 3MHz 50%RB | Front Side | 847.5 | 23.88 | 24.0 | 1.028 | 0.019 | 0.020 |

LTE Band 7–Body SAR Test (Gap: 10mm)

| Plot No. | Mode | Test Position | Frequency | Output Power | Rated Limit | Scaling Factor | SAR1g | Scaled SAR1g |
|----------|---------------------------|---------------|-----------|--------------|-------------|----------------|--------|--------------|
| | Modulation, Bandwidth, RB | Body | MHz | (dBm) | (dBm) | | (W/kg) | (W/kg) |
| 125. | RMC QPSK 10MHz 1RB | Back Side | 2505.0 | 24.64 | 25.0 | 1.086 | 0.569 | 0.618 |
| 126. | RMC QPSK 10MHz 1RB | Front Side | 2505.0 | 24.64 | 25.0 | 1.086 | 0.177 | 0.192 |
| 127. | RMC QPSK 10MHz 50%RB | Back Side | 2505.0 | 24.64 | 25.0 | 1.086 | 0.288 | 0.313 |
| 128. | RMC QPSK 10MHz 50%RB | Front Side | 2505.0 | 24.64 | 25.0 | 1.086 | 0.103 | 0.112 |

LTE Band 38–Body SAR Test (Gap: 10mm)

| Plot No. | Mode | Test Position | Frequency | Output Power | Rated Limit | Scaling Factor | SAR1g | Scaled SAR1g |
|----------|---------------------------|---------------|-----------|--------------|-------------|----------------|--------|--------------|
| | Modulation, Bandwidth, RB | Body | MHz | (dBm) | (dBm) | | (W/kg) | (W/kg) |
| 129. | QPSK 15MHz 1RB | Back Side | 2577.5 | 24.51 | 25.0 | 1.119 | 0.181 | 0.203 |
| 130. | QPSK 15MHz 1RB | Back Side | 2577.5 | 24.51 | 25.0 | 1.119 | 0.077 | 0.086 |
| 131. | RMC QPSK 15MHz 50%RB | Back Side | 2577.5 | 24.51 | 25.0 | 1.119 | 0.103 | 0.115 |
| 132. | RMC QPSK 15MHz 50%RB | Front Side | 2577.5 | 24.51 | 25.0 | 1.119 | 0.038 | 0.043 |

| LTE Band 40:2305-2315MHz–Body SAR Test (Gap: 10mm) | | | | | | | | |
|--|---------------------------|-----------------------|-----------|--------------------|-------------------|----------------|--------------|---------------------|
| Plot No. | Mode | Test Position Body | Frequency | Output Power (dBm) | Rated Limit (dBm) | Scaling Factor | SAR1g (W/kg) | Scaled SAR1g (W/kg) |
| | Modulation, Bandwidth, RB | | MHz | | | | | |
| 133. | RMC QPSK 5MHz 1RB | Back Side | 2307.5 | 22.71 | 23.0 | 1.069 | 0.256 | 0.274 |
| 134. | RMC QPSK 5MHz 1RB | Front Side | 2307.5 | 22.71 | 23.0 | 1.069 | 0.086 | 0.092 |
| 135. | RMC QPSK 5MHz 50%RB | Back Side | 2307.5 | 22.71 | 23.0 | 1.069 | 0.133 | 0.142 |
| 136. | RMC QPSK 5MHz 50%RB | Front Side | 2307.5 | 22.71 | 23.0 | 1.069 | 0.042 | 0.045 |

| LTE Band 40: 2350-2360MHz–Body SAR Test (Gap: 10mm) | | | | | | | | |
|---|---------------------------|-----------------------|-----------|--------------------|-------------------|----------------|--------------|---------------------|
| Plot No. | Mode | Test Position Body | Frequency | Output Power (dBm) | Rated Limit (dBm) | Scaling Factor | SAR1g (W/kg) | Scaled SAR1g (W/kg) |
| | Modulation, Bandwidth, RB | | MHz | | | | | |
| 137. | RMC QPSK 5MHz 1RB | Back Side | 2357.5 | 21.60 | 22.0 | 1.096 | 0.255 | 0.280 |
| 138. | RMC QPSK 5MHz 1RB | Front Side | 2357.5 | 21.60 | 22.0 | 1.096 | 0.079 | 0.087 |
| 139. | RMC QPSK 5MHz 50%RB | Back Side | 2357.5 | 21.60 | 22.0 | 1.096 | 0.126 | 0.138 |
| 140. | RMC QPSK 5MHz 50%RB | Front Side | 2357.5 | 21.60 | 22.0 | 1.096 | 0.038 | 0.042 |

| LTE Band 41–Body SAR Test (Gap: 10mm) | | | | | | | | |
|---------------------------------------|---------------------------|-----------------------|-----------|--------------------|-------------------|----------------|--------------|---------------------|
| Plot No. | Mode | Test Position Body | Frequency | Output Power (dBm) | Rated Limit (dBm) | Scaling Factor | SAR1g (W/kg) | Scaled SAR1g (W/kg) |
| | Modulation, Bandwidth, RB | | MHz | | | | | |
| 141. | QPSK 10MHz 1RB | Back Side | 2685 | 24.98 | 25.0 | 1.005 | 0.271 | 0.272 |
| 142. | QPSK 10MHz 1RB | Back Side | 2685 | 24.98 | 25.0 | 1.005 | 0.122 | 0.123 |
| 143. | RMC QPSK 10MHz 50%RB | Back Side | 2685 | 24.98 | 25.0 | 1.005 | 0.183 | 0.184 |
| 144. | RMC QPSK 10MHz 50%RB | Front Side | 2685 | 24.98 | 25.0 | 1.005 | 0.068 | 0.068 |

| WLAN 2.4GHz –Body SAR Test | | | | | | | | | |
|----------------------------|---------|-----------------------|-----------|------|--------------------|-------------------|----------------|--------------|---------------------|
| Plot No. | Mode | Test Position Body | Frequency | | Output Power (dBm) | Rated Limit (dBm) | Scaling Factor | SAR1g (W/kg) | Scaled SAR1g (W/kg) |
| | | | CH. | MHz | | | | | |
| 145. | 802.11b | Back Side | 01 | 2412 | 15.87 | 16.0 | 1.030 | 0.138 | 0.142 |
| 146. | 802.11b | Front Side | 01 | 2412 | 15.87 | 16.0 | 1.030 | 0.029 | 0.030 |

| WLAN 5.2GHz –Body SAR Test (Gap: 10mm) | | | | | | | | | |
|---|-------------|--------------------|-----------|------|--------------------|-------------------|----------------|---------------|----------------------|
| Plot No. | Mode | Test Position Body | Frequency | | Output Power (dBm) | Rated Limit (dBm) | Scaling Factor | SAR10g (W/kg) | Scaled SAR10g (W/kg) |
| | | | CH. | MHz | | | | | |
| 147. | 802.11n(20) | Back Side | 48 | 5240 | 12.78 | 13.0 | 1.052 | 0.174 | 0.183 |
| 148. | 802.11n(20) | Front Side | 48 | 5240 | 12.78 | 13.0 | 1.052 | 0.041 | 0.043 |

| WLAN 5.8GHz –Body SAR Test | | | | | | | | | |
|-----------------------------------|---------|--------------------|-----------|------|--------------------|-------------------|----------------|---------------|----------------------|
| Plot No. | Mode | Test Position Body | Frequency | | Output Power (dBm) | Rated Limit (dBm) | Scaling Factor | SAR10g (W/kg) | Scaled SAR10g (W/kg) |
| | | | CH. | MHz | | | | | |
| 149. | 802.11a | Back Side | 157 | 5785 | 11.86 | 12.0 | 1.033 | 0.097 | 0.100 |
| 150. | 802.11a | Front Side | 157 | 5785 | 11.86 | 12.0 | 1.033 | 0.021 | 0.022 |

Hotspot SAR

| GSM850 – Body SAR Test (Gap: 10mm) | | | | | | | | | |
|------------------------------------|----------|--------------------|-----------|-------|--------------------|-------------------|----------------|--------------|---------------------|
| Plot No. | Mode | Test Position Body | Frequency | | Output Power (dBm) | Rated Limit (dBm) | Scaling Factor | SAR1g (W/kg) | Scaled SAR1g (W/kg) |
| | | | CH. | MHz | | | | | |
| 151. | GPRS_4TX | Back Side | 190 | 836.6 | 28.47 | 28.5 | 1.007 | 0.207 | 0.208 |
| 152. | GPRS_4TX | Front Side | 190 | 836.6 | 28.47 | 28.5 | 1.007 | 0.113 | 0.114 |
| 153. | GPRS_4TX | Left side | 190 | 836.6 | 28.47 | 28.5 | 1.007 | 0.054 | 0.054 |
| 154. | GPRS_4TX | Bottom side | 190 | 836.6 | 28.47 | 28.5 | 1.007 | 0.049 | 0.049 |

| GSM1900 – Body SAR Test (Gap: 10mm) | | | | | | | | | |
|-------------------------------------|----------|--------------------|-----------|--------|--------------------|-------------------|----------------|--------------|---------------------|
| Plot No. | Mode | Test Position Body | Frequency | | Output Power (dBm) | Rated Limit (dBm) | Scaling Factor | SAR1g (W/kg) | Scaled SAR1g (W/kg) |
| | | | CH. | MHz | | | | | |
| 155. | GPRS_4TX | Back Side | 512 | 1850.2 | 25.40 | 25.5 | 1.023 | 0.923 | 0.944 |
| 156. | GPRS_4TX | Back Side | 661 | 1880.0 | 24.94 | 25.5 | 1.138 | 0.761 | 0.866 |
| 157. | GPRS_4TX | Back Side | 810 | 1909.8 | 24.91 | 25.5 | 1.146 | 0.630 | 0.722 |
| 158. | GPRS_4TX | Front Side | 512 | 1850.2 | 25.40 | 25.5 | 1.023 | 0.220 | 0.225 |
| 159. | GPRS_4TX | Left side | 512 | 1850.2 | 25.40 | 25.5 | 1.023 | 0.178 | 0.182 |
| 160. | GPRS_4TX | Bottom side | 512 | 1850.2 | 25.40 | 25.5 | 1.023 | 0.034 | 0.035 |

| WCDMA Band 2 – Body SAR Test (Gap: 10mm) | | | | | | | | | |
|--|-----------|--------------------|-----------|--------|--------------------|-------------------|----------------|--------------|---------------------|
| Plot No. | Mode | Test Position Body | Frequency | | Output Power (dBm) | Rated Limit (dBm) | Scaling Factor | SAR1g (W/kg) | Scaled SAR1g (W/kg) |
| | | | CH. | MHz | | | | | |
| 161. | RMC 12.2k | Back Side | 9262 | 1852.4 | 22.58 | 23.0 | 1.102 | 0.521 | 0.574 |
| 162. | RMC 12.2k | Front Face | 9262 | 1852.4 | 22.58 | 23.0 | 1.102 | 0.174 | 0.192 |
| 163. | RMC 12.2k | Left side | 9262 | 1852.4 | 22.58 | 23.0 | 1.102 | 0.144 | 0.159 |
| 164. | RMC 12.2k | Bottom Side | 9262 | 1852.4 | 22.58 | 23.0 | 1.102 | 0.056 | 0.062 |

| WCDMA Band 5 – Body SAR Test (Gap: 10mm) | | | | | | | | | |
|--|-----------|--------------------|-----------|-------|--------------------|-------------------|----------------|--------------|---------------------|
| Plot No. | Mode | Test Position Body | Frequency | | Output Power (dBm) | Rated Limit (dBm) | Scaling Factor | SAR1g (W/kg) | Scaled SAR1g (W/kg) |
| | | | CH. | MHz | | | | | |
| 165. | RMC 12.2k | Back Side | 4233 | 846.6 | 22.51 | 23.0 | 1.119 | 0.067 | 0.075 |
| 166. | RMC 12.2k | Front Side | 4233 | 846.6 | 22.51 | 23.0 | 1.119 | 0.043 | 0.048 |
| 167. | RMC 12.2k | Left side | 4233 | 846.6 | 22.51 | 23.0 | 1.119 | 0.011 | 0.012 |
| 168. | RMC 12.2k | Bottom side | 4233 | 846.6 | 22.51 | 23.0 | 1.119 | 0.020 | 0.022 |

| LTE Band 2–Body SAR Test (Gap: 10mm) | | | | | | | | |
|--------------------------------------|---------------------------|-----------------------|------------|-----------------------|----------------------|----------------|-----------------|------------------------|
| Plot No. | Mode | Test Position Body | Freque ncy | Output Power (dBm) | Rated Limit (dBm) | Scaling Factor | SAR1g (W/kg) | Scaled SAR1g (W/kg) |
| | Modulation, Bandwidth, RB | | MHz | | | | | |
| 169. | RMC QPSK 5MHz 1RB | Back Side | 1852.5 | 24.29 | 24.5 | 1.050 | 0.621 | 0.652 |
| 170. | RMC QPSK 5MHz 1RB | Front Side | 1852.5 | 24.29 | 24.5 | 1.050 | 0.147 | 0.154 |
| 171. | RMC QPSK 5MHz 1RB | Left side | 1852.5 | 24.29 | 24.5 | 1.050 | 0.131 | 0.137 |
| 172. | RMC QPSK 5MHz 1RB | Bottom side | 1852.5 | 24.29 | 24.5 | 1.050 | 0.044 | 0.046 |
| 173. | RMC QPSK 5MHz 50%RB | Back Side | 1852.5 | 24.29 | 24.5 | 1.050 | 0.332 | 0.348 |
| 174. | RMC QPSK 5MHz 50%RB | Front Side | 1852.5 | 24.29 | 24.5 | 1.050 | 0.078 | 0.082 |
| 175. | RMC QPSK 5MHz 50%RB | Left side | 1852.5 | 24.29 | 24.5 | 1.050 | 0.062 | 0.065 |
| 176. | RMC QPSK 5MHz 50%RB | Bottom side | 1852.5 | 24.29 | 24.5 | 1.050 | 0.024 | 0.025 |

| LTE Band 4–Body SAR Test (Gap: 10mm) | | | | | | | | |
|--------------------------------------|---------------------------|-----------------------|------------|-----------------------|----------------------|----------------|-----------------|------------------------|
| Plot No. | Mode | Test Position Body | Freque ncy | Output Power (dBm) | Rated Limit (dBm) | Scaling Factor | SAR1g (W/kg) | Scaled SAR1g (W/kg) |
| | Modulation, Bandwidth, RB | | MHz | | | | | |
| 177. | RMC QPSK 5MHz 1RB | Back Side | 1752.5 | 24.24 | 24.5 | 1.062 | 0.688 | 0.730 |
| 178. | RMC QPSK 5MHz 1RB | Front Side | 1752.5 | 24.24 | 24.5 | 1.062 | 0.116 | 0.123 |
| 179. | RMC QPSK 5MHz 1RB | Left side | 1752.5 | 24.24 | 24.5 | 1.062 | 0.063 | 0.067 |
| 180. | RMC QPSK 5MHz 1RB | Bottom side | 1752.5 | 24.24 | 24.5 | 1.062 | 0.019 | 0.020 |
| 181. | RMC QPSK 5MHz 50%RB | Back Side | 1752.5 | 24.24 | 24.5 | 1.062 | 0.348 | 0.369 |
| 182. | RMC QPSK 5MHz 50%RB | Front Side | 1752.5 | 24.24 | 24.5 | 1.062 | 0.055 | 0.058 |
| 183. | RMC QPSK 5MHz 50%RB | Left side | 1752.5 | 24.24 | 24.5 | 1.062 | 0.035 | 0.037 |
| 184. | RMC QPSK 5MHz 50%RB | Bottom side | 1752.5 | 24.24 | 24.5 | 1.062 | 0.010 | 0.011 |

| LTE Band 5–Body SAR Test (Gap: 10mm) | | | | | | | | |
|--------------------------------------|---------------------------|-----------------------|------------|-----------------------|----------------------|----------------|-----------------|------------------------|
| Plot No. | Mode | Test Position Body | Freque ncy | Output Power (dBm) | Rated Limit (dBm) | Scaling Factor | SAR1g (W/kg) | Scaled SAR1g (W/kg) |
| | Modulation, Bandwidth, RB | | MHz | | | | | |
| 185. | RMC QPSK 3MHz 1RB | Back Side | 847.5 | 23.88 | 24.0 | 1.028 | 0.071 | 0.073 |
| 186. | RMC QPSK 3MHz 1RB | Front Side | 847.5 | 23.88 | 24.0 | 1.028 | 0.036 | 0.037 |
| 187. | RMC QPSK 3MHz 1RB | Left side | 847.5 | 23.88 | 24.0 | 1.028 | 0.018 | 0.019 |
| 188. | RMC QPSK 3MHz 1RB | Bottom side | 847.5 | 23.88 | 24.0 | 1.028 | 0.019 | 0.020 |
| 189. | RMC QPSK 3MHz 50%RB | Back Side | 847.5 | 23.88 | 24.0 | 1.028 | 0.035 | 0.036 |
| 190. | RMC QPSK 3MHz 50%RB | Front Side | 847.5 | 23.88 | 24.0 | 1.028 | 0.019 | 0.020 |
| 191. | RMC QPSK 3MHz 50%RB | Left side | 847.5 | 23.88 | 24.0 | 1.028 | 0.010 | 0.010 |
| 192. | RMC QPSK 3MHz 50%RB | Bottom side | 847.5 | 23.88 | 24.0 | 1.028 | 0.011 | 0.011 |

| LTE Band 7–Body SAR Test (Gap: 10mm) | | | | | | | | |
|--------------------------------------|---------------------------|-----------------------|---------------|-----------------------|----------------------|----------------|-----------------|------------------------|
| Plot No. | Mode | Test Position Body | Freque ncy | Output Power (dBm) | Rated Limit (dBm) | Scaling Factor | SAR1g (W/kg) | Scaled SAR1g (W/kg) |
| | Modulation, Bandwidth, RB | | MHz | | | | | |
| 193. | RMC QPSK 10MHz 1RB | Back Side | 2505.0 | 24.64 | 25.0 | 1.086 | 0.569 | 0.618 |
| 194. | RMC QPSK 10MHz 1RB | Front Side | 2505.0 | 24.64 | 25.0 | 1.086 | 0.177 | 0.192 |
| 195. | RMC QPSK 10MHz 1RB | Left side | 2505.0 | 24.64 | 25.0 | 1.086 | 0.215 | 0.234 |
| 196. | RMC QPSK 10MHz 1RB | Bottom side | 2505.0 | 24.64 | 25.0 | 1.086 | 0.079 | 0.086 |
| 197. | RMC QPSK 10MHz 50%RB | Back Side | 2505.0 | 24.64 | 25.0 | 1.086 | 0.288 | 0.313 |
| 198. | RMC QPSK 10MHz 50%RB | Front Side | 2505.0 | 24.64 | 25.0 | 1.086 | 0.103 | 0.112 |
| 199. | RMC QPSK 10MHz 50%RB | Left side | 2505.0 | 24.64 | 25.0 | 1.086 | 0.118 | 0.128 |
| 200. | RMC QPSK 10MHz 50%RB | Bottom side | 2505.0 | 24.64 | 25.0 | 1.086 | 0.043 | 0.047 |

| LTE Band 38–Body SAR Test (Gap: 10mm) | | | | | | | | |
|---------------------------------------|---------------------------|-----------------------|---------------|-----------------------|----------------------|----------------|-----------------|------------------------|
| Plot No. | Mode | Test Position Body | Freque ncy | Output Power (dBm) | Rated Limit (dBm) | Scaling Factor | SAR1g (W/kg) | Scaled SAR1g (W/kg) |
| | Modulation, Bandwidth, RB | | MHz | | | | | |
| 201. | QPSK 15MHz 1RB | Back Side | 2577.5 | 24.51 | 25.0 | 1.119 | 0.181 | 0.203 |
| 202. | QPSK 15MHz 1RB | Front Side | 2577.5 | 24.51 | 25.0 | 1.119 | 0.077 | 0.086 |
| 203. | QPSK 15MHz 1RB | Left side | 2577.5 | 24.51 | 25.0 | 1.119 | 0.176 | 0.197 |
| 204. | QPSK 15MHz 1RB | Bottom side | 2577.5 | 24.51 | 25.0 | 1.119 | 0.028 | 0.031 |
| 205. | QPSK 15MHz 50%RB | Back Side | 2577.5 | 24.51 | 25.0 | 1.119 | 0.103 | 0.115 |
| 206. | QPSK 15MHz 50%RB | Front Side | 2577.5 | 24.51 | 25.0 | 1.119 | 0.038 | 0.043 |
| 207. | QPSK 15MHz 50%RB | Left side | 2577.5 | 24.51 | 25.0 | 1.119 | 0.089 | 0.100 |
| 208. | QPSK 15MHz 50%RB | Bottom side | 2577.5 | 24.51 | 25.0 | 1.119 | 0.016 | 0.018 |

| LTE Band 40:2305-2315MHz–Body SAR Test (Gap: 10mm) | | | | | | | | |
|--|---------------------------|-----------------------|---------------|-----------------------|----------------------|----------------|-----------------|------------------------|
| Plot No. | Mode | Test Position Body | Freque ncy | Output Power (dBm) | Rated Limit (dBm) | Scaling Factor | SAR1g (W/kg) | Scaled SAR1g (W/kg) |
| | Modulation, Bandwidth, RB | | MHz | | | | | |
| 209. | RMC QPSK 5MHz 1RB | Back Side | 2307.5 | 22.71 | 23.0 | 1.069 | 0.256 | 0.274 |
| 210. | RMC QPSK 5MHz 1RB | Front Side | 2307.5 | 22.71 | 23.0 | 1.069 | 0.086 | 0.092 |
| 211. | RMC QPSK 5MHz 1RB | Left side | 2307.5 | 22.71 | 23.0 | 1.069 | 0.097 | 0.104 |
| 212. | RMC QPSK 5MHz 1RB | Bottom side | 2307.5 | 22.71 | 23.0 | 1.069 | 0.048 | 0.051 |
| 213. | RMC QPSK 5MHz 50%RB | Back Side | 2307.5 | 22.71 | 23.0 | 1.069 | 0.133 | 0.142 |
| 214. | RMC QPSK 5MHz 50%RB | Front Side | 2307.5 | 22.71 | 23.0 | 1.069 | 0.042 | 0.045 |
| 215. | RMC QPSK 5MHz 50%RB | Left side | 2307.5 | 22.71 | 23.0 | 1.069 | 0.046 | 0.049 |
| 216. | RMC QPSK 5MHz 50%RB | Bottom side | 2307.5 | 22.71 | 23.0 | 1.069 | 0.026 | 0.028 |

| LTE Band 40: 2350-2360MHz–Body SAR Test (Gap: 10mm) | | | | | | | | |
|---|---------------------------|-----------------------|-----------|-----------------------|----------------------|----------------|-----------------|------------------------|
| Plot No. | Mode | Test Position Body | Frequency | Output Power (dBm) | Rated Limit (dBm) | Scaling Factor | SAR1g (W/kg) | Scaled SAR1g (W/kg) |
| | Modulation, Bandwidth, RB | | MHz | | | | | |
| 217. | RMC QPSK 5MHz 1RB | Back Side | 2357.5 | 21.60 | 22.0 | 1.096 | 0.255 | 0.280 |
| 218. | RMC QPSK 5MHz 1RB | Front Side | 2357.5 | 21.60 | 22.0 | 1.096 | 0.079 | 0.087 |
| 219. | RMC QPSK 5MHz 1RB | Left side | 2357.5 | 21.60 | 22.0 | 1.096 | 0.091 | 0.100 |
| 220. | RMC QPSK 5MHz 1RB | Bottom side | 2357.5 | 21.60 | 22.0 | 1.096 | 0.044 | 0.048 |
| 221. | RMC QPSK 5MHz 50%RB | Back Side | 2357.5 | 21.60 | 22.0 | 1.096 | 0.126 | 0.138 |
| 222. | RMC QPSK 5MHz 50%RB | Front Side | 2357.5 | 21.60 | 22.0 | 1.096 | 0.038 | 0.042 |
| 223. | RMC QPSK 5MHz 50%RB | Left side | 2357.5 | 21.60 | 22.0 | 1.096 | 0.041 | 0.045 |
| 224. | RMC QPSK 5MHz 50%RB | Bottom side | 2357.5 | 21.60 | 22.0 | 1.096 | 0.022 | 0.024 |

| LTE Band 41–Body SAR Test (Gap: 10mm) | | | | | | | | |
|---------------------------------------|---------------------------|-----------------------|-----------|-----------------------|----------------------|----------------|-----------------|------------------------|
| Plot No. | Mode | Test Position Body | Frequency | Output Power (dBm) | Rated Limit (dBm) | Scaling Factor | SAR1g (W/kg) | Scaled SAR1g (W/kg) |
| | Modulation, Bandwidth, RB | | MHz | | | | | |
| 225. | QPSK 10MHz 1RB | Back Side | 2685 | 24.98 | 25.0 | 1.005 | 0.271 | 0.272 |
| 226. | QPSK 10MHz 1RB | Front Side | 2685 | 24.98 | 25.0 | 1.005 | 0.122 | 0.123 |
| 227. | QPSK 10MHz 1RB | Left side | 2685 | 24.98 | 25.0 | 1.005 | 0.241 | 0.242 |
| 228. | QPSK 10MHz 1RB | Bottom side | 2685 | 24.98 | 25.0 | 1.005 | 0.089 | 0.089 |
| 229. | RMC QPSK 10MHz 50%RB | Back Side | 2685 | 24.98 | 25.0 | 1.005 | 0.183 | 0.184 |
| 230. | RMC QPSK 10MHz 50%RB | Front Side | 2685 | 24.98 | 25.0 | 1.005 | 0.068 | 0.068 |
| 231. | RMC QPSK 10MHz 50%RB | Left side | 2685 | 24.98 | 25.0 | 1.005 | 0.132 | 0.133 |
| 232. | RMC QPSK 10MHz 50%RB | Bottom side | 2685 | 24.98 | 25.0 | 1.005 | 0.044 | 0.044 |

| WLAN 2.4GHz –Body SAR Test | | | | | | | | | |
|----------------------------|---------|-----------------------|-----------|------|-----------------------|----------------------|----------------|-----------------|------------------------|
| Plot No. | Mode | Test Position Body | Frequency | | Output Power (dBm) | Rated Limit (dBm) | Scaling Factor | SAR1g (W/kg) | Scaled SAR1g (W/kg) |
| | | | CH. | MHz | | | | | |
| 233. | 802.11b | Back Side | 01 | 2412 | 15.87 | 16.0 | 1.030 | 0.138 | 0.142 |
| 234. | 802.11b | Front Side | 01 | 2412 | 15.87 | 16.0 | 1.030 | 0.029 | 0.030 |
| 235. | 802.11b | Right side | 01 | 2412 | 15.87 | 16.0 | 1.030 | 0.023 | 0.024 |
| 236. | 802.11b | Top side | 01 | 2412 | 15.87 | 16.0 | 1.030 | 0.018 | 0.019 |

| BT –Body SAR Test | | | | | | | | | |
|-------------------|------|-----------------------|-----------|------|-----------------------|----------------------|----------------|-----------------|------------------------|
| Plot No. | Mode | Test Position Body | Frequency | | Output Power (dBm) | Rated Limit (dBm) | Scaling Factor | SAR1g (W/kg) | Scaled SAR1g (W/kg) |
| | | | CH. | MHz | | | | | |
| 237. | GFSK | Back Side | 39 | 2441 | 4.761 | 5.0 | 1.057 | 0.018 | 0.019 |
| 238. | GFSK | Front Side | 39 | 2441 | 4.761 | 5.0 | 1.057 | 0.009 | 0.010 |
| 239. | GFSK | Right side | 39 | 2441 | 4.761 | 5.0 | 1.057 | 0.004 | 0.004 |
| 240. | GFSK | Top side | 39 | 2441 | 4.761 | 5.0 | 1.057 | 0.005 | 0.005 |

| WLAN 5.2GHz –Body SAR Test (Gap: 10mm) | | | | | | | | | |
|--|-------------|--------------------|-----------|------|--------------------|-------------------|----------------|---------------|----------------------|
| Plot No. | Mode | Test Position Body | Frequency | | Output Power (dBm) | Rated Limit (dBm) | Scaling Factor | SAR10g (W/kg) | Scaled SAR10g (W/kg) |
| | | | CH. | MHz | | | | | |
| 241. | 802.11n(20) | Back Side | 48 | 5240 | 12.78 | 13.0 | 1.052 | 0.174 | 0.183 |
| 242. | 802.11n(20) | Front Side | 48 | 5240 | 12.78 | 13.0 | 1.052 | 0.041 | 0.043 |
| 243. | 802.11n(20) | Right side | 48 | 5240 | 12.78 | 13.0 | 1.052 | 0.056 | 0.059 |
| 244. | 802.11n(20) | Top side | 48 | 5240 | 12.78 | 13.0 | 1.052 | 0.069 | 0.073 |

| WLAN 5.8GHz –Body SAR Test | | | | | | | | | |
|----------------------------|---------|--------------------|-----------|------|--------------------|-------------------|----------------|---------------|----------------------|
| Plot No. | Mode | Test Position Body | Frequency | | Output Power (dBm) | Rated Limit (dBm) | Scaling Factor | SAR10g (W/kg) | Scaled SAR10g (W/kg) |
| | | | CH. | MHz | | | | | |
| 245. | 802.11a | Back Side | 157 | 5785 | 11.86 | 12.0 | 1.033 | 0.097 | 0.100 |
| 246. | 802.11a | Front Side | 157 | 5785 | 11.86 | 12.0 | 1.033 | 0.021 | 0.022 |
| 247. | 802.11a | Right side | 157 | 5785 | 11.86 | 12.0 | 1.033 | 0.077 | 0.080 |
| 248. | 802.11a | Top side | 157 | 5785 | 11.86 | 12.0 | 1.033 | 0.171 | 0.177 |

Remark: Per KDB 447498 D01 v06, if the highest output channel SAR for each exposure position ≤ 0.8 W/kg other channels SAR tests are not necessary.

Repeated SAR

| GSM1900 – Body SAR Test (Gap: 10mm) | | | | | | | | | |
|-------------------------------------|----------|--------------------|-----------|--------|--------------------|-------------------|----------------|--------------|---------------------|
| Plot No. | Mode | Test Position Body | Frequency | | Output Power (dBm) | Rated Limit (dBm) | Scaling Factor | SAR1g (W/kg) | Scaled SAR1g (W/kg) |
| | | | CH. | MHz | | | | | |
| 249. | GPRS_4TX | Back Side | 512 | 1850.2 | 25.40 | 25.5 | 1.023 | 0.911 | 0.932 |

Remark:

- 1) Repeated measurement is not required when the original highest measured SAR is < 0.80 W/kg; steps 2) through 4) do not apply.
- 2) When the original highest measured SAR is ≥ 0.80 W/kg, repeat that measurement once.
- 3) Perform a second repeated measurement only if the ratio of largest to smallest SAR for the original and first repeated measurements is > 1.20 or when the original or repeated measurement is ≥ 1.45 W/kg (~ 10% from the 1-g SAR limit).
- 4) Perform a third repeated measurement only if the original, first or second repeated measurement is ≥ 1.5 W/kg and the ratio of largest to smallest SAR for the original, first and second repeated measurements is > 1.20 .

9.3 Simultaneous Multi-band Transmission SAR Analysis

List of Mode for Simultaneous Multi-band Transmission

| No. | Configurations | Head SAR | Body SAR |
|-----|--------------------------------------|----------|----------|
| 1 | GSM(Voice/Data) + WLAN(2.4G)(Data) | Yes | Yes |
| 2 | WCDMA (Voice/Data)+ (2.4G)(Data) | Yes | Yes |
| 3 | LTE(Data) + (2.4G)(Data) | Yes | Yes |
| 4 | GSM(Voice/Data) + WLAN(5G)(Data) | Yes | Yes |
| 5 | WCDMA (Voice/Data)+ (5G)(Data) | Yes | Yes |
| 6 | LTE(Data) + (5G)(Data) | Yes | Yes |
| 7 | GSM(Voice/Data) + Bluetooth(Data) | Yes | Yes |
| 8 | WCDMA (Voice/Data) + Bluetooth(Data) | Yes | Yes |
| 9 | LTE(Data) + Bluetooth(Data) | Yes | Yes |

Remark:

1. GSM ,WCDMA and LTE share the same antenna, and cannot transmit simultaneously.
2. WLAN and Bluetooth share the same antenna, and cannot transmit simultaneously.

Head SAR
WWAN and WLAN

| Position | WWAN | | WLAN(2.4G) | Summed SAR (W/kg) |
|--------------|--------------|----------------------|----------------------|----------------------|
| | Band | Scaled SAR (W/kg) | Scaled SAR (W/kg) | |
| Right Cheek | GSM850 | 0.060 | 0.040 | 0.100 |
| Right Tilted | GSM850 | 0.035 | 0.020 | 0.055 |
| Left Cheek | GSM850 | 0.059 | 0.090 | 0.149 |
| Left Tilted | GSM850 | 0.032 | 0.049 | 0.081 |
| Right Cheek | GSM1900 | 0.022 | 0.040 | 0.062 |
| Right Tilted | GSM1900 | 0.012 | 0.020 | 0.032 |
| Left Cheek | GSM1900 | 0.032 | 0.090 | 0.122 |
| Left Tilted | GSM1900 | 0.017 | 0.049 | 0.066 |
| Right Cheek | GPRS850 | 0.136 | 0.040 | 0.176 |
| Right Tilted | GPRS850 | 0.065 | 0.020 | 0.085 |
| Left Cheek | GPRS850 | 0.128 | 0.090 | 0.218 |
| Left Tilted | GPRS850 | 0.062 | 0.049 | 0.111 |
| Right Cheek | GPRS1900 | 0.056 | 0.040 | 0.096 |
| Right Tilted | GPRS1900 | 0.030 | 0.020 | 0.050 |
| Left Cheek | GPRS1900 | 0.116 | 0.090 | 0.206 |
| Left Tilted | GPRS1900 | 0.056 | 0.049 | 0.105 |
| Right Cheek | WCDMA Band 2 | 0.066 | 0.040 | 0.106 |
| Right Tilted | WCDMA Band 2 | 0.036 | 0.020 | 0.056 |
| Left Cheek | WCDMA Band 2 | 0.096 | 0.090 | 0.186 |
| Left Tilted | WCDMA Band 2 | 0.046 | 0.049 | 0.095 |
| Right Cheek | WCDMA Band 5 | 0.043 | 0.040 | 0.083 |
| Right Tilted | WCDMA Band 5 | 0.021 | 0.020 | 0.041 |
| Left Cheek | WCDMA Band 5 | 0.048 | 0.090 | 0.138 |
| Left Tilted | WCDMA Band 5 | 0.026 | 0.049 | 0.075 |
| Right Cheek | LTE Band 2 | 0.031 | 0.040 | 0.071 |
| Right Tilted | LTE Band 2 | 0.023 | 0.020 | 0.043 |
| Left Cheek | LTE Band 2 | 0.057 | 0.090 | 0.147 |
| Left Tilted | LTE Band 2 | 0.037 | 0.049 | 0.086 |
| Right Cheek | LTE Band 4 | 0.035 | 0.040 | 0.075 |
| Right Tilted | LTE Band 4 | 0.019 | 0.020 | 0.039 |
| Left Cheek | LTE Band 4 | 0.034 | 0.090 | 0.124 |
| Left Tilted | LTE Band 4 | 0.018 | 0.049 | 0.067 |
| Right Cheek | LTE Band 5 | 0.039 | 0.040 | 0.079 |
| Right Tilted | LTE Band 5 | 0.020 | 0.020 | 0.040 |
| Left Cheek | LTE Band 5 | 0.033 | 0.090 | 0.123 |
| Left Tilted | LTE Band 5 | 0.016 | 0.049 | 0.065 |
| Right Cheek | LTE Band 7 | 0.187 | 0.040 | 0.227 |

| | | | | |
|--------------|-------------|-------|-------|--------------|
| Right Tilted | LTE Band 7 | 0.123 | 0.020 | 0.143 |
| Left Cheek | LTE Band 7 | 0.327 | 0.090 | 0.417 |
| Left Tilted | LTE Band 7 | 0.183 | 0.049 | 0.232 |
| Right Cheek | LTE Band 38 | 0.217 | 0.040 | 0.257 |
| Right Tilted | LTE Band 38 | 0.137 | 0.020 | 0.157 |
| Left Cheek | LTE Band 38 | 0.214 | 0.090 | 0.304 |
| Left Tilted | LTE Band 38 | 0.133 | 0.049 | 0.182 |
| Right Cheek | LTE Band 40 | 0.118 | 0.040 | 0.158 |
| Right Tilted | LTE Band 40 | 0.071 | 0.020 | 0.091 |
| Left Cheek | LTE Band 40 | 0.168 | 0.090 | 0.258 |
| Left Tilted | LTE Band 40 | 0.083 | 0.049 | 0.132 |
| Right Cheek | LTE Band 41 | 0.340 | 0.040 | 0.380 |
| Right Tilted | LTE Band 41 | 0.189 | 0.020 | 0.209 |
| Left Cheek | LTE Band 41 | 0.350 | 0.090 | 0.440 |
| Left Tilted | LTE Band 41 | 0.197 | 0.049 | 0.246 |

| Position | WWAN | | WLAN(5.2G) | Summed SAR (W/kg) |
|--------------|--------------|----------------------|----------------------|----------------------|
| | Band | Scaled SAR (W/kg) | Scaled SAR (W/kg) | |
| Right Cheek | GSM850 | 0.060 | 0.095 | 0.155 |
| Right Tilted | GSM850 | 0.035 | 0.054 | 0.089 |
| Left Cheek | GSM850 | 0.059 | 0.216 | 0.275 |
| Left Tilted | GSM850 | 0.032 | 0.128 | 0.160 |
| Right Cheek | GSM1900 | 0.022 | 0.095 | 0.117 |
| Right Tilted | GSM1900 | 0.012 | 0.054 | 0.066 |
| Left Cheek | GSM1900 | 0.032 | 0.216 | 0.248 |
| Left Tilted | GSM1900 | 0.017 | 0.128 | 0.145 |
| Right Cheek | GPRS850 | 0.136 | 0.095 | 0.231 |
| Right Tilted | GPRS850 | 0.065 | 0.054 | 0.119 |
| Left Cheek | GPRS850 | 0.128 | 0.216 | 0.344 |
| Left Tilted | GPRS850 | 0.062 | 0.128 | 0.190 |
| Right Cheek | GPRS1900 | 0.056 | 0.095 | 0.151 |
| Right Tilted | GPRS1900 | 0.030 | 0.054 | 0.084 |
| Left Cheek | GPRS1900 | 0.116 | 0.216 | 0.332 |
| Left Tilted | GPRS1900 | 0.056 | 0.128 | 0.184 |
| Right Cheek | WCDMA Band 2 | 0.066 | 0.095 | 0.161 |
| Right Tilted | WCDMA Band 2 | 0.036 | 0.054 | 0.090 |
| Left Cheek | WCDMA Band 2 | 0.096 | 0.216 | 0.312 |
| Left Tilted | WCDMA Band 2 | 0.046 | 0.128 | 0.174 |
| Right Cheek | WCDMA Band 5 | 0.043 | 0.095 | 0.138 |
| Right Tilted | WCDMA Band 5 | 0.021 | 0.054 | 0.075 |
| Left Cheek | WCDMA Band 5 | 0.048 | 0.216 | 0.264 |
| Left Tilted | WCDMA Band 5 | 0.026 | 0.128 | 0.154 |

| | | | | |
|--------------|-------------|-------|-------|--------------|
| Right Cheek | LTE Band 2 | 0.031 | 0.095 | 0.126 |
| Right Tilted | LTE Band 2 | 0.023 | 0.054 | 0.077 |
| Left Cheek | LTE Band 2 | 0.057 | 0.216 | 0.273 |
| Left Tilted | LTE Band 2 | 0.037 | 0.128 | 0.165 |
| Right Cheek | LTE Band 4 | 0.035 | 0.095 | 0.130 |
| Right Tilted | LTE Band 4 | 0.019 | 0.054 | 0.073 |
| Left Cheek | LTE Band 4 | 0.034 | 0.216 | 0.250 |
| Left Tilted | LTE Band 4 | 0.018 | 0.128 | 0.146 |
| Right Cheek | LTE Band 5 | 0.039 | 0.095 | 0.134 |
| Right Tilted | LTE Band 5 | 0.020 | 0.054 | 0.074 |
| Left Cheek | LTE Band 5 | 0.033 | 0.216 | 0.249 |
| Left Tilted | LTE Band 5 | 0.016 | 0.128 | 0.144 |
| Right Cheek | LTE Band 7 | 0.187 | 0.095 | 0.282 |
| Right Tilted | LTE Band 7 | 0.123 | 0.054 | 0.177 |
| Left Cheek | LTE Band 7 | 0.327 | 0.216 | 0.543 |
| Left Tilted | LTE Band 7 | 0.183 | 0.128 | 0.311 |
| Right Cheek | LTE Band 38 | 0.217 | 0.095 | 0.312 |
| Right Tilted | LTE Band 38 | 0.137 | 0.054 | 0.191 |
| Left Cheek | LTE Band 38 | 0.214 | 0.216 | 0.430 |
| Left Tilted | LTE Band 38 | 0.133 | 0.128 | 0.261 |
| Right Cheek | LTE Band 40 | 0.118 | 0.095 | 0.213 |
| Right Tilted | LTE Band 40 | 0.071 | 0.054 | 0.125 |
| Left Cheek | LTE Band 40 | 0.168 | 0.216 | 0.384 |
| Left Tilted | LTE Band 40 | 0.083 | 0.128 | 0.211 |
| Right Cheek | LTE Band 41 | 0.340 | 0.095 | 0.435 |
| Right Tilted | LTE Band 41 | 0.189 | 0.054 | 0.243 |
| Left Cheek | LTE Band 41 | 0.350 | 0.216 | 0.566 |
| Left Tilted | LTE Band 41 | 0.197 | 0.128 | 0.325 |

| Position | WWAN | | WLAN(5.8G) | Summed SAR (W/kg) |
|--------------|---------|----------------------|----------------------|----------------------|
| | Band | Scaled SAR (W/kg) | Scaled SAR (W/kg) | |
| Right Cheek | GSM850 | 0.060 | 0.212 | 0.272 |
| Right Tilted | GSM850 | 0.035 | 0.122 | 0.157 |
| Left Cheek | GSM850 | 0.059 | 0.298 | 0.357 |
| Left Tilted | GSM850 | 0.032 | 0.152 | 0.184 |
| Right Cheek | GSM1900 | 0.022 | 0.212 | 0.234 |
| Right Tilted | GSM1900 | 0.012 | 0.122 | 0.134 |
| Left Cheek | GSM1900 | 0.032 | 0.298 | 0.330 |
| Left Tilted | GSM1900 | 0.017 | 0.152 | 0.169 |
| Right Cheek | GPRS850 | 0.136 | 0.212 | 0.348 |
| Right Tilted | GPRS850 | 0.065 | 0.122 | 0.187 |
| Left Cheek | GPRS850 | 0.128 | 0.298 | 0.426 |

| | | | | |
|--------------|--------------|-------|-------|--------------|
| Left Tilted | GPRS850 | 0.062 | 0.152 | 0.214 |
| Right Cheek | GPRS1900 | 0.056 | 0.212 | 0.268 |
| Right Tilted | GPRS1900 | 0.030 | 0.122 | 0.152 |
| Left Cheek | GPRS1900 | 0.116 | 0.298 | 0.414 |
| Left Tilted | GPRS1900 | 0.056 | 0.152 | 0.208 |
| Right Cheek | WCDMA Band 2 | 0.066 | 0.212 | 0.278 |
| Right Tilted | WCDMA Band 2 | 0.036 | 0.122 | 0.158 |
| Left Cheek | WCDMA Band 2 | 0.096 | 0.298 | 0.394 |
| Left Tilted | WCDMA Band 2 | 0.046 | 0.152 | 0.198 |
| Right Cheek | WCDMA Band 5 | 0.043 | 0.212 | 0.255 |
| Right Tilted | WCDMA Band 5 | 0.021 | 0.122 | 0.143 |
| Left Cheek | WCDMA Band 5 | 0.048 | 0.298 | 0.346 |
| Left Tilted | WCDMA Band 5 | 0.026 | 0.152 | 0.178 |
| Right Cheek | LTE Band 2 | 0.031 | 0.212 | 0.243 |
| Right Tilted | LTE Band 2 | 0.023 | 0.122 | 0.145 |
| Left Cheek | LTE Band 2 | 0.057 | 0.298 | 0.355 |
| Left Tilted | LTE Band 2 | 0.037 | 0.152 | 0.189 |
| Right Cheek | LTE Band 4 | 0.035 | 0.212 | 0.247 |
| Right Tilted | LTE Band 4 | 0.019 | 0.122 | 0.141 |
| Left Cheek | LTE Band 4 | 0.034 | 0.298 | 0.332 |
| Left Tilted | LTE Band 4 | 0.018 | 0.152 | 0.170 |
| Right Cheek | LTE Band 5 | 0.039 | 0.212 | 0.251 |
| Right Tilted | LTE Band 5 | 0.020 | 0.122 | 0.142 |
| Left Cheek | LTE Band 5 | 0.033 | 0.298 | 0.331 |
| Left Tilted | LTE Band 5 | 0.016 | 0.152 | 0.168 |
| Right Cheek | LTE Band 7 | 0.187 | 0.212 | 0.399 |
| Right Tilted | LTE Band 7 | 0.123 | 0.122 | 0.245 |
| Left Cheek | LTE Band 7 | 0.327 | 0.298 | 0.625 |
| Left Tilted | LTE Band 7 | 0.183 | 0.152 | 0.335 |
| Right Cheek | LTE Band 38 | 0.217 | 0.212 | 0.429 |
| Right Tilted | LTE Band 38 | 0.137 | 0.122 | 0.259 |
| Left Cheek | LTE Band 38 | 0.214 | 0.298 | 0.512 |
| Left Tilted | LTE Band 38 | 0.133 | 0.152 | 0.285 |
| Right Cheek | LTE Band 40 | 0.118 | 0.212 | 0.330 |
| Right Tilted | LTE Band 40 | 0.071 | 0.122 | 0.193 |
| Left Cheek | LTE Band 40 | 0.168 | 0.298 | 0.466 |
| Left Tilted | LTE Band 40 | 0.083 | 0.152 | 0.235 |
| Right Cheek | LTE Band 41 | 0.340 | 0.212 | 0.552 |
| Right Tilted | LTE Band 41 | 0.189 | 0.122 | 0.311 |
| Left Cheek | LTE Band 41 | 0.350 | 0.298 | 0.648 |
| Left Tilted | LTE Band 41 | 0.197 | 0.152 | 0.349 |

WWAN and Bluetooth

| Position | WWAN | | Bluetooth | Summed SAR (W/kg) |
|--------------|--------------|----------------------|----------------------|----------------------|
| | Band | Scaled SAR (W/kg) | Scaled SAR (W/kg) | |
| Right Cheek | GSM850 | 0.060 | 0.008 | 0.068 |
| Right Tilted | GSM850 | 0.035 | 0.005 | 0.040 |
| Left Cheek | GSM850 | 0.059 | 0.006 | 0.065 |
| Left Tilted | GSM850 | 0.032 | 0.003 | 0.035 |
| Right Cheek | GSM1900 | 0.022 | 0.008 | 0.030 |
| Right Tilted | GSM1900 | 0.012 | 0.005 | 0.017 |
| Left Cheek | GSM1900 | 0.032 | 0.006 | 0.038 |
| Left Tilted | GSM1900 | 0.017 | 0.003 | 0.020 |
| Right Cheek | GPRS850 | 0.136 | 0.008 | 0.144 |
| Right Tilted | GPRS850 | 0.065 | 0.005 | 0.070 |
| Left Cheek | GPRS850 | 0.128 | 0.006 | 0.134 |
| Left Tilted | GPRS850 | 0.062 | 0.003 | 0.065 |
| Right Cheek | GPRS1900 | 0.056 | 0.008 | 0.064 |
| Right Tilted | GPRS1900 | 0.030 | 0.005 | 0.035 |
| Left Cheek | GPRS1900 | 0.116 | 0.006 | 0.122 |
| Left Tilted | GPRS1900 | 0.056 | 0.003 | 0.059 |
| Right Cheek | WCDMA Band 2 | 0.066 | 0.008 | 0.074 |
| Right Tilted | WCDMA Band 2 | 0.036 | 0.005 | 0.041 |
| Left Cheek | WCDMA Band 2 | 0.096 | 0.006 | 0.102 |
| Left Tilted | WCDMA Band 2 | 0.046 | 0.003 | 0.049 |
| Right Cheek | WCDMA Band 5 | 0.043 | 0.008 | 0.051 |
| Right Tilted | WCDMA Band 5 | 0.021 | 0.005 | 0.026 |
| Left Cheek | WCDMA Band 5 | 0.048 | 0.006 | 0.054 |
| Left Tilted | WCDMA Band 5 | 0.026 | 0.003 | 0.029 |
| Right Cheek | LTE Band 2 | 0.031 | 0.008 | 0.039 |
| Right Tilted | LTE Band 2 | 0.023 | 0.005 | 0.028 |
| Left Cheek | LTE Band 2 | 0.057 | 0.006 | 0.063 |
| Left Tilted | LTE Band 2 | 0.037 | 0.003 | 0.040 |
| Right Cheek | LTE Band 4 | 0.035 | 0.008 | 0.043 |
| Right Tilted | LTE Band 4 | 0.019 | 0.005 | 0.024 |
| Left Cheek | LTE Band 4 | 0.034 | 0.006 | 0.040 |
| Left Tilted | LTE Band 4 | 0.018 | 0.003 | 0.021 |
| Right Cheek | LTE Band 5 | 0.039 | 0.008 | 0.047 |
| Right Tilted | LTE Band 5 | 0.020 | 0.005 | 0.025 |
| Left Cheek | LTE Band 5 | 0.033 | 0.006 | 0.039 |
| Left Tilted | LTE Band 5 | 0.016 | 0.003 | 0.019 |
| Right Cheek | LTE Band 7 | 0.187 | 0.008 | 0.195 |
| Right Tilted | LTE Band 7 | 0.123 | 0.005 | 0.128 |

| | | | | |
|--------------|-------------|-------|-------|--------------|
| Left Cheek | LTE Band 7 | 0.327 | 0.006 | 0.333 |
| Left Tilted | LTE Band 7 | 0.183 | 0.003 | 0.186 |
| Right Cheek | LTE Band 38 | 0.217 | 0.008 | 0.225 |
| Right Tilted | LTE Band 38 | 0.137 | 0.005 | 0.142 |
| Left Cheek | LTE Band 38 | 0.214 | 0.006 | 0.220 |
| Left Tilted | LTE Band 38 | 0.133 | 0.003 | 0.136 |
| Right Cheek | LTE Band 40 | 0.118 | 0.008 | 0.126 |
| Right Tilted | LTE Band 40 | 0.071 | 0.005 | 0.076 |
| Left Cheek | LTE Band 40 | 0.168 | 0.006 | 0.174 |
| Left Tilted | LTE Band 40 | 0.083 | 0.003 | 0.086 |
| Right Cheek | LTE Band 41 | 0.340 | 0.008 | 0.348 |
| Right Tilted | LTE Band 41 | 0.189 | 0.005 | 0.194 |
| Left Cheek | LTE Band 41 | 0.350 | 0.006 | 0.356 |
| Left Tilted | LTE Band 41 | 0.197 | 0.003 | 0.200 |

Body-worn SAR
WWAN and WLAN

| Position | WWAN | | WLAN(2.4G) | Summed SAR (W/kg) |
|----------|--------------|-------------------|-------------------|-------------------|
| | Band | Scaled SAR (W/kg) | Scaled SAR (W/kg) | |
| Back | GSM850 | 0.079 | 0.142 | 0.221 |
| Front | GSM850 | 0.047 | 0.030 | 0.077 |
| Back | GSM1900 | 0.414 | 0.142 | 0.556 |
| Front | GSM1900 | 0.074 | 0.030 | 0.104 |
| Back | WCDMA Band 2 | 0.574 | 0.142 | 0.716 |
| Front | WCDMA Band 2 | 0.192 | 0.030 | 0.222 |
| Back | WCDMA Band 5 | 0.075 | 0.142 | 0.217 |
| Front | WCDMA Band 5 | 0.048 | 0.030 | 0.078 |
| Back | LTE Band 2 | 0.652 | 0.142 | 0.794 |
| Front | LTE Band 2 | 0.154 | 0.030 | 0.184 |
| Back | LTE Band 4 | 0.730 | 0.142 | 0.872 |
| Front | LTE Band 4 | 0.123 | 0.030 | 0.153 |
| Back | LTE Band 5 | 0.073 | 0.142 | 0.215 |
| Front | LTE Band 5 | 0.037 | 0.030 | 0.067 |
| Back | LTE Band 7 | 0.618 | 0.142 | 0.760 |
| Front | LTE Band 7 | 0.192 | 0.030 | 0.222 |
| Back | LTE Band 38 | 0.203 | 0.142 | 0.345 |
| Front | LTE Band 38 | 0.086 | 0.030 | 0.116 |
| Back | LTE Band 40 | 0.280 | 0.142 | 0.422 |
| Front | LTE Band 40 | 0.092 | 0.030 | 0.122 |
| Back | LTE Band 41 | 0.272 | 0.142 | 0.414 |
| Front | LTE Band 41 | 0.123 | 0.030 | 0.153 |

| Position | WWAN | | WLAN(5.2G) | Summed SAR (W/kg) |
|----------|--------------|-------------------|-------------------|-------------------|
| | Band | Scaled SAR (W/kg) | Scaled SAR (W/kg) | |
| Back | GSM850 | 0.079 | 0.183 | 0.262 |
| Front | GSM850 | 0.047 | 0.043 | 0.090 |
| Back | GSM1900 | 0.414 | 0.183 | 0.597 |
| Front | GSM1900 | 0.074 | 0.043 | 0.117 |
| Back | WCDMA Band 2 | 0.574 | 0.183 | 0.757 |
| Front | WCDMA Band 2 | 0.192 | 0.043 | 0.235 |
| Back | WCDMA Band 5 | 0.075 | 0.183 | 0.258 |
| Front | WCDMA Band 5 | 0.048 | 0.043 | 0.091 |
| Back | LTE Band 2 | 0.652 | 0.183 | 0.835 |
| Front | LTE Band 2 | 0.154 | 0.043 | 0.197 |
| Back | LTE Band 4 | 0.730 | 0.183 | 0.913 |

| | | | | |
|-------|-------------|-------|-------|-------|
| Front | LTE Band 4 | 0.123 | 0.043 | 0.166 |
| Back | LTE Band 5 | 0.073 | 0.183 | 0.256 |
| Front | LTE Band 5 | 0.037 | 0.043 | 0.080 |
| Back | LTE Band 7 | 0.618 | 0.183 | 0.801 |
| Front | LTE Band 7 | 0.192 | 0.043 | 0.235 |
| Back | LTE Band 38 | 0.203 | 0.183 | 0.386 |
| Front | LTE Band 38 | 0.086 | 0.043 | 0.129 |
| Back | LTE Band 40 | 0.280 | 0.183 | 0.463 |
| Front | LTE Band 40 | 0.092 | 0.043 | 0.135 |
| Back | LTE Band 41 | 0.272 | 0.183 | 0.455 |
| Front | LTE Band 41 | 0.123 | 0.043 | 0.166 |

| Position | WWAN | | WLAN(5.8G) | Summed SAR (W/kg) |
|----------|--------------|----------------------|----------------------|----------------------|
| | Band | Scaled SAR (W/kg) | Scaled SAR (W/kg) | |
| Back | GSM850 | 0.079 | 0.100 | 0.179 |
| Front | GSM850 | 0.047 | 0.022 | 0.069 |
| Back | GSM1900 | 0.414 | 0.100 | 0.514 |
| Front | GSM1900 | 0.074 | 0.022 | 0.096 |
| Back | WCDMA Band 2 | 0.574 | 0.100 | 0.674 |
| Front | WCDMA Band 2 | 0.192 | 0.022 | 0.214 |
| Back | WCDMA Band 5 | 0.075 | 0.100 | 0.175 |
| Front | WCDMA Band 5 | 0.048 | 0.022 | 0.070 |
| Back | LTE Band 2 | 0.652 | 0.100 | 0.752 |
| Front | LTE Band 2 | 0.154 | 0.022 | 0.176 |
| Back | LTE Band 4 | 0.730 | 0.100 | 0.830 |
| Front | LTE Band 4 | 0.123 | 0.022 | 0.145 |
| Back | LTE Band 5 | 0.073 | 0.100 | 0.173 |
| Front | LTE Band 5 | 0.037 | 0.022 | 0.059 |
| Back | LTE Band 7 | 0.618 | 0.100 | 0.718 |
| Front | LTE Band 7 | 0.192 | 0.022 | 0.214 |
| Back | LTE Band 38 | 0.203 | 0.100 | 0.303 |
| Front | LTE Band 38 | 0.086 | 0.022 | 0.108 |
| Back | LTE Band 40 | 0.280 | 0.100 | 0.380 |
| Front | LTE Band 40 | 0.092 | 0.022 | 0.114 |
| Back | LTE Band 41 | 0.272 | 0.100 | 0.372 |
| Front | LTE Band 41 | 0.123 | 0.022 | 0.145 |

Hotspot SAR
WWAN and WLAN

| Position | WWAN | | WLAN(2.4G) | Summed SAR (W/kg) |
|-------------|--------------|----------------------|----------------------|----------------------|
| | Band | Scaled SAR (W/kg) | Scaled SAR (W/kg) | |
| Back | GSM850 | 0.208 | 0.142 | 0.350 |
| Front | GSM850 | 0.114 | 0.030 | 0.144 |
| Right side | GSM850 | -- | 0.024 | 0.024 |
| Left side | GSM850 | 0.054 | -- | 0.054 |
| Bottom side | GSM850 | 0.049 | -- | 0.049 |
| Top side | GSM850 | -- | 0.019 | 0.019 |
| Back | GSM1900 | 0.944 | 0.142 | 1.086 |
| Front | GSM1900 | 0.225 | 0.030 | 0.255 |
| Right side | GSM1900 | -- | 0.024 | 0.024 |
| Left side | GSM1900 | 0.182 | -- | 0.182 |
| Bottom side | GSM1900 | 0.035 | -- | 0.035 |
| Top side | GSM1900 | -- | 0.019 | 0.019 |
| Back | WCDMA Band 2 | 0.182 | 0.142 | 0.324 |
| Front | WCDMA Band 2 | 0.035 | 0.030 | 0.065 |
| Right side | WCDMA Band 2 | -- | 0.024 | 0.024 |
| Left side | WCDMA Band 2 | 0.159 | -- | 0.159 |
| Bottom side | WCDMA Band 2 | 0.062 | -- | 0.062 |
| Top side | WCDMA Band 2 | -- | 0.019 | 0.019 |
| Back | WCDMA Band 5 | 0.075 | 0.142 | 0.217 |
| Front | WCDMA Band 5 | 0.048 | 0.030 | 0.078 |
| Right side | WCDMA Band 5 | -- | 0.024 | 0.024 |
| Left side | WCDMA Band 5 | 0.012 | -- | 0.012 |
| Bottom side | WCDMA Band 5 | 0.022 | -- | 0.022 |
| Top side | WCDMA Band 5 | -- | 0.019 | 0.019 |
| Back | LTE Band 2 | 0.652 | 0.142 | 0.794 |
| Front | LTE Band 2 | 0.154 | 0.030 | 0.184 |
| Right side | LTE Band 2 | -- | 0.024 | 0.024 |
| Left side | LTE Band 2 | 0.137 | -- | 0.137 |
| Bottom side | LTE Band 2 | 0.046 | -- | 0.046 |
| Top side | LTE Band 2 | -- | 0.019 | 0.019 |
| Back | LTE Band 4 | 0.730 | 0.142 | 0.872 |
| Front | LTE Band 4 | 0.123 | 0.030 | 0.153 |
| Right side | LTE Band 4 | -- | 0.024 | 0.024 |
| Left side | LTE Band 4 | 0.067 | -- | 0.067 |
| Bottom side | LTE Band 4 | 0.020 | -- | 0.020 |
| Top side | LTE Band 4 | -- | 0.019 | 0.019 |

| | | | | |
|-------------|-------------|-------|-------|-------|
| Back | LTE Band 5 | 0.073 | 0.142 | 0.215 |
| Front | LTE Band 5 | 0.037 | 0.030 | 0.067 |
| Right side | LTE Band 5 | -- | 0.024 | 0.024 |
| Left side | LTE Band 5 | 0.019 | -- | 0.019 |
| Bottom side | LTE Band 5 | 0.020 | -- | 0.020 |
| Top side | LTE Band 5 | -- | 0.019 | 0.019 |
| Back | LTE Band 7 | 0.618 | 0.142 | 0.760 |
| Front | LTE Band 7 | 0.192 | 0.030 | 0.222 |
| Right side | LTE Band 7 | -- | 0.024 | 0.024 |
| Left side | LTE Band 7 | 0.234 | -- | 0.234 |
| Bottom side | LTE Band 7 | 0.086 | -- | 0.086 |
| Top side | LTE Band 7 | -- | 0.019 | 0.019 |
| Back | LTE Band 38 | 0.203 | 0.142 | 0.345 |
| Front | LTE Band 38 | 0.086 | 0.030 | 0.116 |
| Right side | LTE Band 38 | -- | 0.024 | 0.024 |
| Left side | LTE Band 38 | 0.197 | -- | 0.197 |
| Bottom side | LTE Band 38 | 0.031 | -- | 0.031 |
| Top side | LTE Band 38 | -- | 0.019 | 0.019 |
| Back | LTE Band 40 | 0.280 | 0.142 | 0.422 |
| Front | LTE Band 40 | 0.092 | 0.030 | 0.122 |
| Right side | LTE Band 40 | -- | 0.024 | 0.024 |
| Left side | LTE Band 40 | 0.104 | -- | 0.104 |
| Bottom side | LTE Band 40 | 0.051 | -- | 0.051 |
| Top side | LTE Band 40 | -- | 0.019 | 0.019 |
| Back | LTE Band 41 | 0.272 | 0.142 | 0.414 |
| Front | LTE Band 41 | 0.123 | 0.030 | 0.153 |
| Right side | LTE Band 41 | -- | 0.024 | 0.024 |
| Left side | LTE Band 41 | 0.242 | -- | 0.242 |
| Bottom side | LTE Band 41 | 0.089 | -- | 0.089 |
| Top side | LTE Band 41 | -- | 0.019 | 0.019 |

| Position | WWAN | | WLAN(5.2G) | Summed SAR (W/kg) |
|-------------|---------|-------------------|-------------------|-------------------|
| | Band | Scaled SAR (W/kg) | Scaled SAR (W/kg) | |
| Back | GSM850 | 0.208 | 0.183 | 0.391 |
| Front | GSM850 | 0.114 | 0.043 | 0.157 |
| Right side | GSM850 | -- | 0.059 | 0.059 |
| Left side | GSM850 | 0.054 | -- | 0.054 |
| Bottom side | GSM850 | 0.049 | -- | 0.049 |
| Top side | GSM850 | -- | 0.073 | 0.073 |
| Back | GSM1900 | 0.944 | 0.183 | 1.127 |
| Front | GSM1900 | 0.225 | 0.043 | 0.268 |
| Right side | GSM1900 | -- | 0.059 | 0.059 |

| | | | | |
|-------------|--------------|-------|-------|-------|
| Left side | GSM1900 | 0.182 | -- | 0.182 |
| Bottom side | GSM1900 | 0.035 | -- | 0.035 |
| Top side | GSM1900 | -- | 0.073 | 0.073 |
| Back | WCDMA Band 2 | 0.182 | 0.183 | 0.365 |
| Front | WCDMA Band 2 | 0.035 | 0.043 | 0.078 |
| Right side | WCDMA Band 2 | -- | 0.059 | 0.059 |
| Left side | WCDMA Band 2 | 0.159 | -- | 0.159 |
| Bottom side | WCDMA Band 2 | 0.062 | -- | 0.062 |
| Top side | WCDMA Band 2 | -- | 0.073 | 0.073 |
| Back | WCDMA Band 5 | 0.075 | 0.183 | 0.258 |
| Front | WCDMA Band 5 | 0.048 | 0.043 | 0.091 |
| Right side | WCDMA Band 5 | -- | 0.059 | 0.059 |
| Left side | WCDMA Band 5 | 0.012 | -- | 0.012 |
| Bottom side | WCDMA Band 5 | 0.022 | -- | 0.022 |
| Top side | WCDMA Band 5 | -- | 0.073 | 0.073 |
| Back | LTE Band 2 | 0.652 | 0.183 | 0.835 |
| Front | LTE Band 2 | 0.154 | 0.043 | 0.197 |
| Right side | LTE Band 2 | -- | 0.059 | 0.059 |
| Left side | LTE Band 2 | 0.137 | -- | 0.137 |
| Bottom side | LTE Band 2 | 0.046 | -- | 0.046 |
| Top side | LTE Band 2 | -- | 0.073 | 0.073 |
| Back | LTE Band 4 | 0.730 | 0.183 | 0.913 |
| Front | LTE Band 4 | 0.123 | 0.043 | 0.166 |
| Right side | LTE Band 4 | -- | 0.059 | 0.059 |
| Left side | LTE Band 4 | 0.067 | -- | 0.067 |
| Bottom side | LTE Band 4 | 0.020 | -- | 0.020 |
| Top side | LTE Band 4 | -- | 0.073 | 0.073 |
| Back | LTE Band 5 | 0.073 | 0.183 | 0.256 |
| Front | LTE Band 5 | 0.037 | 0.043 | 0.080 |
| Right side | LTE Band 5 | -- | 0.059 | 0.059 |
| Left side | LTE Band 5 | 0.019 | -- | 0.019 |
| Bottom side | LTE Band 5 | 0.020 | -- | 0.020 |
| Top side | LTE Band 5 | -- | 0.073 | 0.073 |
| Back | LTE Band 7 | 0.618 | 0.183 | 0.801 |
| Front | LTE Band 7 | 0.192 | 0.043 | 0.235 |
| Right side | LTE Band 7 | -- | 0.059 | 0.059 |
| Left side | LTE Band 7 | 0.234 | -- | 0.234 |
| Bottom side | LTE Band 7 | 0.086 | -- | 0.086 |
| Top side | LTE Band 7 | -- | 0.073 | 0.073 |
| Back | LTE Band 38 | 0.203 | 0.183 | 0.386 |
| Front | LTE Band 38 | 0.086 | 0.043 | 0.129 |
| Right side | LTE Band 38 | -- | 0.059 | 0.059 |
| Left side | LTE Band 38 | 0.197 | -- | 0.197 |

| | | | | |
|-------------|-------------|-------|-------|-------|
| Bottom side | LTE Band 38 | 0.031 | -- | 0.031 |
| Top side | LTE Band 38 | -- | 0.073 | 0.073 |
| Back | LTE Band 40 | 0.280 | 0.183 | 0.463 |
| Front | LTE Band 40 | 0.092 | 0.043 | 0.135 |
| Right side | LTE Band 40 | -- | 0.059 | 0.059 |
| Left side | LTE Band 40 | 0.104 | -- | 0.104 |
| Bottom side | LTE Band 40 | 0.051 | -- | 0.051 |
| Top side | LTE Band 40 | -- | 0.073 | 0.073 |
| Back | LTE Band 41 | 0.272 | 0.183 | 0.455 |
| Front | LTE Band 41 | 0.123 | 0.043 | 0.166 |
| Right side | LTE Band 41 | -- | 0.059 | 0.059 |
| Left side | LTE Band 41 | 0.242 | -- | 0.242 |
| Bottom side | LTE Band 41 | 0.089 | -- | 0.089 |
| Top side | LTE Band 41 | -- | 0.073 | 0.073 |

| Position | WWAN | | WLAN(5.8G) | Summed SAR (W/kg) |
|-------------|--------------|----------------------|----------------------|----------------------|
| | Band | Scaled SAR (W/kg) | Scaled SAR (W/kg) | |
| Back | GSM850 | 0.208 | 0.100 | 0.308 |
| Front | GSM850 | 0.114 | 0.022 | 0.136 |
| Right side | GSM850 | -- | 0.080 | 0.080 |
| Left side | GSM850 | 0.054 | -- | 0.054 |
| Bottom side | GSM850 | 0.049 | -- | 0.049 |
| Top side | GSM850 | -- | 0.177 | 0.177 |
| Back | GSM1900 | 0.944 | 0.100 | 1.044 |
| Front | GSM1900 | 0.225 | 0.022 | 0.247 |
| Right side | GSM1900 | -- | 0.080 | 0.080 |
| Left side | GSM1900 | 0.182 | -- | 0.182 |
| Bottom side | GSM1900 | 0.035 | -- | 0.035 |
| Top side | GSM1900 | -- | 0.177 | 0.177 |
| Back | WCDMA Band 2 | 0.182 | 0.100 | 0.282 |
| Front | WCDMA Band 2 | 0.035 | 0.022 | 0.057 |
| Right side | WCDMA Band 2 | -- | 0.080 | 0.080 |
| Left side | WCDMA Band 2 | 0.159 | -- | 0.159 |
| Bottom side | WCDMA Band 2 | 0.062 | -- | 0.062 |
| Top side | WCDMA Band 2 | -- | 0.177 | 0.177 |
| Back | WCDMA Band 5 | 0.075 | 0.100 | 0.175 |
| Front | WCDMA Band 5 | 0.048 | 0.022 | 0.070 |
| Right side | WCDMA Band 5 | -- | 0.080 | 0.080 |
| Left side | WCDMA Band 5 | 0.012 | -- | 0.012 |
| Bottom side | WCDMA Band 5 | 0.022 | -- | 0.022 |
| Top side | WCDMA Band 5 | -- | 0.177 | 0.177 |

| | | | | |
|-------------|-------------|-------|-------|-------|
| Back | LTE Band 2 | 0.652 | 0.100 | 0.752 |
| Front | LTE Band 2 | 0.154 | 0.022 | 0.176 |
| Right side | LTE Band 2 | -- | 0.080 | 0.080 |
| Left side | LTE Band 2 | 0.137 | -- | 0.137 |
| Bottom side | LTE Band 2 | 0.046 | -- | 0.046 |
| Top side | LTE Band 2 | -- | 0.177 | 0.177 |
| Back | LTE Band 4 | 0.730 | 0.100 | 0.830 |
| Front | LTE Band 4 | 0.123 | 0.022 | 0.145 |
| Right side | LTE Band 4 | -- | 0.080 | 0.080 |
| Left side | LTE Band 4 | 0.067 | -- | 0.067 |
| Bottom side | LTE Band 4 | 0.020 | -- | 0.020 |
| Top side | LTE Band 4 | -- | 0.177 | 0.177 |
| Back | LTE Band 5 | 0.073 | 0.100 | 0.173 |
| Front | LTE Band 5 | 0.037 | 0.022 | 0.059 |
| Right side | LTE Band 5 | -- | 0.080 | 0.080 |
| Left side | LTE Band 5 | 0.019 | -- | 0.019 |
| Bottom side | LTE Band 5 | 0.020 | -- | 0.020 |
| Top side | LTE Band 5 | -- | 0.177 | 0.177 |
| Back | LTE Band 7 | 0.618 | 0.100 | 0.718 |
| Front | LTE Band 7 | 0.192 | 0.022 | 0.214 |
| Right side | LTE Band 7 | -- | 0.080 | 0.080 |
| Left side | LTE Band 7 | 0.234 | -- | 0.234 |
| Bottom side | LTE Band 7 | 0.086 | -- | 0.086 |
| Top side | LTE Band 7 | -- | 0.177 | 0.177 |
| Back | LTE Band 38 | 0.203 | 0.100 | 0.303 |
| Front | LTE Band 38 | 0.086 | 0.022 | 0.108 |
| Right side | LTE Band 38 | -- | 0.080 | 0.080 |
| Left side | LTE Band 38 | 0.197 | -- | 0.197 |
| Bottom side | LTE Band 38 | 0.031 | -- | 0.031 |
| Top side | LTE Band 38 | -- | 0.177 | 0.177 |
| Back | LTE Band 40 | 0.280 | 0.100 | 0.380 |
| Front | LTE Band 40 | 0.092 | 0.022 | 0.114 |
| Right side | LTE Band 40 | -- | 0.080 | 0.080 |
| Left side | LTE Band 40 | 0.104 | -- | 0.104 |
| Bottom side | LTE Band 40 | 0.051 | -- | 0.051 |
| Top side | LTE Band 40 | -- | 0.177 | 0.177 |
| Back | LTE Band 41 | 0.272 | 0.100 | 0.372 |
| Front | LTE Band 41 | 0.123 | 0.022 | 0.145 |
| Right side | LTE Band 41 | -- | 0.080 | 0.080 |
| Left side | LTE Band 41 | 0.242 | -- | 0.242 |
| Bottom side | LTE Band 41 | 0.089 | -- | 0.089 |
| Top side | LTE Band 41 | -- | 0.177 | 0.177 |

WWAN and Bluetooth

| Position | WWAN | | Bluetooth | Summed SAR (W/kg) |
|-------------|--------------|----------------------|----------------------|----------------------|
| | Band | Scaled SAR (W/kg) | Scaled SAR (W/kg) | |
| Back | GSM850 | 0.208 | 0.019 | 0.227 |
| Front | GSM850 | 0.114 | 0.010 | 0.124 |
| Right side | GSM850 | -- | 0.004 | 0.004 |
| Left side | GSM850 | 0.054 | -- | 0.054 |
| Bottom side | GSM850 | 0.049 | -- | 0.049 |
| Top side | GSM850 | -- | 0.005 | 0.005 |
| Back | GSM1900 | 0.944 | 0.019 | 0.963 |
| Front | GSM1900 | 0.225 | 0.010 | 0.235 |
| Right side | GSM1900 | -- | 0.004 | 0.004 |
| Left side | GSM1900 | 0.182 | -- | 0.182 |
| Bottom side | GSM1900 | 0.035 | -- | 0.035 |
| Top side | GSM1900 | -- | 0.005 | 0.005 |
| Back | WCDMA Band 2 | 0.182 | 0.019 | 0.201 |
| Front | WCDMA Band 2 | 0.035 | 0.010 | 0.045 |
| Right side | WCDMA Band 2 | -- | 0.004 | 0.004 |
| Left side | WCDMA Band 2 | 0.159 | -- | 0.159 |
| Bottom side | WCDMA Band 2 | 0.062 | -- | 0.062 |
| Top side | WCDMA Band 2 | -- | 0.005 | 0.005 |
| Back | WCDMA Band 5 | 0.075 | 0.019 | 0.094 |
| Front | WCDMA Band 5 | 0.048 | 0.010 | 0.058 |
| Right side | WCDMA Band 5 | -- | 0.004 | 0.004 |
| Left side | WCDMA Band 5 | 0.012 | -- | 0.012 |
| Bottom side | WCDMA Band 5 | 0.022 | -- | 0.022 |
| Top side | WCDMA Band 5 | -- | 0.005 | 0.005 |
| Back | LTE Band 2 | 0.652 | 0.019 | 0.671 |
| Front | LTE Band 2 | 0.154 | 0.010 | 0.164 |
| Right side | LTE Band 2 | -- | 0.004 | 0.004 |
| Left side | LTE Band 2 | 0.137 | -- | 0.137 |
| Bottom side | LTE Band 2 | 0.046 | -- | 0.046 |
| Top side | LTE Band 2 | -- | 0.005 | 0.005 |
| Back | LTE Band 4 | 0.730 | 0.019 | 0.749 |
| Front | LTE Band 4 | 0.123 | 0.010 | 0.133 |
| Right side | LTE Band 4 | -- | 0.004 | 0.004 |
| Left side | LTE Band 4 | 0.067 | -- | 0.067 |
| Bottom side | LTE Band 4 | 0.020 | -- | 0.020 |
| Top side | LTE Band 4 | -- | 0.005 | 0.005 |
| Back | LTE Band 5 | 0.073 | 0.019 | 0.092 |
| Front | LTE Band 5 | 0.037 | 0.010 | 0.047 |

| | | | | |
|-------------|-------------|-------|-------|-------|
| Right side | LTE Band 5 | -- | 0.004 | 0.004 |
| Left side | LTE Band 5 | 0.019 | -- | 0.019 |
| Bottom side | LTE Band 5 | 0.020 | -- | 0.020 |
| Top side | LTE Band 5 | -- | 0.005 | 0.005 |
| Back | LTE Band 7 | 0.618 | 0.019 | 0.637 |
| Front | LTE Band 7 | 0.192 | 0.010 | 0.202 |
| Right side | LTE Band 7 | -- | 0.004 | 0.004 |
| Left side | LTE Band 7 | 0.234 | -- | 0.234 |
| Bottom side | LTE Band 7 | 0.086 | -- | 0.086 |
| Top side | LTE Band 7 | -- | 0.005 | 0.005 |
| Back | LTE Band 38 | 0.203 | 0.019 | 0.222 |
| Front | LTE Band 38 | 0.086 | 0.010 | 0.096 |
| Right side | LTE Band 38 | -- | 0.004 | 0.004 |
| Left side | LTE Band 38 | 0.197 | -- | 0.197 |
| Bottom side | LTE Band 38 | 0.031 | -- | 0.031 |
| Top side | LTE Band 38 | -- | 0.005 | 0.005 |
| Back | LTE Band 40 | 0.280 | 0.019 | 0.299 |
| Front | LTE Band 40 | 0.092 | 0.010 | 0.102 |
| Right side | LTE Band 40 | -- | 0.004 | 0.004 |
| Left side | LTE Band 40 | 0.104 | -- | 0.104 |
| Bottom side | LTE Band 40 | 0.051 | -- | 0.051 |
| Top side | LTE Band 40 | -- | 0.005 | 0.005 |
| Back | LTE Band 41 | 0.272 | 0.019 | 0.291 |
| Front | LTE Band 41 | 0.123 | 0.010 | 0.133 |
| Right side | LTE Band 41 | -- | 0.004 | 0.004 |
| Left side | LTE Band 41 | 0.242 | -- | 0.242 |
| Bottom side | LTE Band 41 | 0.089 | -- | 0.089 |
| Top side | LTE Band 41 | -- | 0.005 | 0.005 |

10. Measurement Uncertainty

10.1 Uncertainty for EUT SAR Test

| a | b | c | d | e= f(d,k) | f | g | h= c*f/e | i= c*g/e | k |
|---|-------|---------------|----------------|------------|------------------|------------------|----------------|-----------------|----------|
| Uncertainty Component | Sec. | Tol (+- %) | Prob. Dist. | Div. | Ci (1g) | Ci (10g) | 1g Ui (+-%) | 10g Ui (+-%) | Vi |
| Measurement System | | | | | | | | | |
| Probe calibration | E.2.1 | 7.0 | N | 1 | 1 | 1 | 7.00 | 7.00 | ∞ |
| Axial Isotropy | E.2.2 | 2.5 | R | $\sqrt{3}$ | $(1_{Cp})^{1/2}$ | $(1_{Cp})^{1/2}$ | 1.02 | 1.02 | ∞ |
| Hemispherical Isotropy | E.2.2 | 4.0 | R | $\sqrt{3}$ | $(Cp)^{1/2}$ | $(Cp)^{1/2}$ | 1.63 | 1.63 | ∞ |
| Boundary effect | E.2.3 | 1.0 | R | $\sqrt{3}$ | 1 | 1 | 0.58 | 0.58 | ∞ |
| Linearity | E.2.4 | 5.0 | R | $\sqrt{3}$ | 1 | 1 | 2.89 | 2.89 | ∞ |
| System detection limits | E.2.5 | 1.0 | R | $\sqrt{3}$ | 1 | 1 | 0.58 | 0.58 | ∞ |
| Readout Electronics | E.2.6 | 0.02 | N | 1 | 1 | 1 | 0.02 | 0.02 | ∞ |
| Reponse Time | E.2.7 | 3.0 | R | $\sqrt{3}$ | 1 | 1 | 1.73 | 1.73 | ∞ |
| Integration Time | E.2.8 | 2.0 | R | $\sqrt{3}$ | 1 | 1 | 1.15 | 1.15 | ∞ |
| RF ambient Conditions – Noise | E.6.1 | 3.0 | R | $\sqrt{3}$ | 1 | 1 | 1.73 | 1.73 | ∞ |
| RF ambient Conditions - Reflections | E.6.1 | 3.0 | R | $\sqrt{3}$ | 1 | 1 | 1.73 | 1.73 | ∞ |
| Probe positioner Mechanical Tolerance | E.6.2 | 2.0 | R | $\sqrt{3}$ | 1 | 1 | 1.15 | 1.15 | ∞ |
| Probe positioning with respect to Phantom Shell | E.6.3 | 0.05 | R | $\sqrt{3}$ | 1 | 1 | 0.03 | 0.03 | ∞ |
| Extrapolation, interpolation and integration Algorithms for Max. SAR Evaluation | E.5 | 5.0 | R | $\sqrt{3}$ | 1 | 1 | 2.89 | 2.89 | ∞ |
| Test Sample Related | | | | | | | | | |
| Test sample positioning | E.4.2 | 0.03 | N | 1 | 1 | 1 | 0.03 | 0.03 | N-1 |
| Device Holder Uncertainty | E.4.1 | 5.00 | N | 1 | 1 | 1 | 5.00 | 5.00 | |
| Output power Variation - SAR drift measurement | E.2.9 | 12.02 | R | $\sqrt{3}$ | 1 | 1 | 6.94 | 6.94 | ∞ |
| SAR scaling | E6.5 | 0.0 | R | $\sqrt{3}$ | 1 | 1 | 0.0 | 0.0 | ∞ |
| Phantom and Tissue Parameters | | | | | | | | | |
| Phantom Uncertainty (Shape and thickness tolerances) | E.3.1 | 0.05 | R | $\sqrt{3}$ | 1 | 1 | 0.03 | 0.03 | ∞ |
| Uncertainty in SAR correction for deviations in permittivity and conductivity | E3.2 | 1.9 | R | $\sqrt{3}$ | 1 | 0.84 | 1.10 | 0.90 | ∞ |
| Liquid conductivity - deviation | E.3.2 | 5.00 | R | $\sqrt{3}$ | 0.64 | 0.43 | 1.85 | 1.24 | ∞ |

| | | | | | | | | | | |
|---|-------|-------|-----|------------|------|------|-------|-------|----------|--|
| from target value | | | | | | | | | | |
| Liquid conductivity measurement uncertainty | E.3.3 | 5.00 | N | 1 | 0.64 | 0.43 | 3.20 | 2.15 | ∞ | |
| Liquid permittivity - deviation from target value | E.3.2 | 0.37 | R | $\sqrt{3}$ | 0.6 | 0.49 | 0.13 | 0.10 | ∞ | |
| Liquid permittivity measurement uncertainty | E.3.3 | 10.00 | N | 1 | 0.6 | 0.49 | 6.00 | 4.90 | ∞ | |
| Combined Standard Uncertainty | | | RSS | | | | 12.98 | 12.53 | | |
| Expanded Uncertainty (95% Confidence interval) | | | K=2 | | | | 25.32 | 24.43 | | |

10.2 Uncertainty for System Performance Check

| a | b | c | d | e= f(d,k) | f | g | h= c*f/e | i= c*g/e | k |
|--|-------|------------|-------------|------------|------------------|------------------|-------------|--------------|----------|
| Uncertainty Component | Sec. | Tol (+- %) | Prob. Dist. | Div. | Ci (1g) | Ci (10g) | 1g Ui (+-%) | 10g Ui (+-%) | Vi |
| Measurement System | | | | | | | | | |
| Probe calibration | E.2.1 | 7.0 | N | 1 | 1 | 1 | 7.00 | 7.00 | ∞ |
| Axial Isotropy | E.2.2 | 2.5 | R | $\sqrt{3}$ | $(1_{Cp})^{1/2}$ | $(1_{Cp})^{1/2}$ | 1.02 | 1.02 | ∞ |
| Hemispherical Isotropy | E.2.2 | 4.0 | R | $\sqrt{3}$ | $(Cp)^{1/2}$ | $(Cp)^{1/2}$ | 1.63 | 1.63 | ∞ |
| Boundary effect | E.2.3 | 1.0 | R | $\sqrt{3}$ | 1 | 1 | 0.58 | 0.58 | ∞ |
| Linearity | E.2.4 | 5.0 | R | $\sqrt{3}$ | 1 | 1 | 2.89 | 2.89 | ∞ |
| System detection limits | E.2.5 | 1.0 | R | $\sqrt{3}$ | 1 | 1 | 0.58 | 0.58 | ∞ |
| Modulation response | E.2.5 | 0 | R | $\sqrt{3}$ | 0 | 0 | 0.0 | 0.0 | ∞ |
| Readout Electronics | E.2.6 | 0.02 | N | 1 | 1 | 1 | 0.02 | 0.02 | ∞ |
| Reponse Time | E.2.7 | 3.0 | R | $\sqrt{3}$ | 1 | 1 | 1.73 | 1.73 | ∞ |
| Integration Time | E.2.8 | 2.0 | R | $\sqrt{3}$ | 1 | 1 | 1.15 | 1.15 | ∞ |
| RF ambient Conditions – Noise | E.6.1 | 3.0 | R | $\sqrt{3}$ | 1 | 1 | 1.73 | 1.73 | ∞ |
| RF ambient Conditions - Reflections | E.6.1 | 3.0 | R | $\sqrt{3}$ | 1 | 1 | 1.73 | 1.73 | ∞ |
| Probe positioner Mechanical Tolerance | E.6.2 | 2.0 | R | $\sqrt{3}$ | 1 | 1 | 1.15 | 1.15 | ∞ |
| Probe positioning with respect to Phantom Shell | E.6.3 | 0.05 | R | $\sqrt{3}$ | 1 | 1 | 0.03 | 0.03 | ∞ |
| Extrapolation, interpolation and integration Algorithms for Max. | E.5.2 | 5.0 | R | $\sqrt{3}$ | 1 | 1 | 2.89 | 2.89 | ∞ |

| | | | | | | | | | |
|---|---------|-------|-----|------------|------|------|-------|-------|----------|
| SAR Evaluation | | | | | | | | | |
| Dipole | | | | | | | | | |
| Dipole axis to liquid Distance | 8,E.4.2 | 1.00 | N | $\sqrt{3}$ | 1 | 1 | 0.58 | 0.58 | N-1 |
| Input power and SAR drift measurement | 8,6.6.2 | 12.02 | R | $\sqrt{3}$ | 1 | 1 | 6.94 | 6.94 | ∞ |
| Deviation of experimental dipole from numerical dipole | E.6.4 | 5.5 | R | $\sqrt{3}$ | 1 | 1 | 3.20 | 3.20 | ∞ |
| Phantom and Tissue Parameters | | | | | | | | | |
| Phantom Uncertainty (Shape and thickness tolerances) | E.3.1 | 0.05 | R | $\sqrt{3}$ | 1 | 1 | 0.03 | 0.03 | ∞ |
| Uncertainty in SAR correction for deviations in permittivity and conductivity | E3.2 | 2.0 | R | $\sqrt{3}$ | 1 | 0.84 | 1.10 | 1.10 | ∞ |
| Liquid conductivity - deviation from target value | E.3.2 | 5.00 | R | $\sqrt{3}$ | 0.64 | 0.43 | 1.85 | 1.24 | |
| Liquid conductivity - measurement uncertainty | E.3.3 | 5.00 | N | 1 | 0.64 | 0.43 | 3.20 | 2.15 | |
| Liquid permittivity - deviation from target value | E.3.2 | 0.37 | R | $\sqrt{3}$ | 0.6 | 0.49 | 0.13 | 0.10 | |
| Liquid permittivity - measurement uncertainty | E.3.3 | 10.00 | N | 1 | 0.6 | 0.49 | 6.00 | 4.90 | M |
| Combined Standard Uncertainty | | | RSS | | | | 12.00 | 11.50 | |
| Expanded Uncertainty (95% Confidence interval) | | | K=2 | | | | 23.39 | 22.43 | |

Annex A. Plots of System Performance Check

MEASUREMENT 1

For Head Liquid

Type: Validation measurement (Fast, 75.00 %)

Date of measurement: 11/25/2019

Measurement duration: 7 minutes 21 seconds

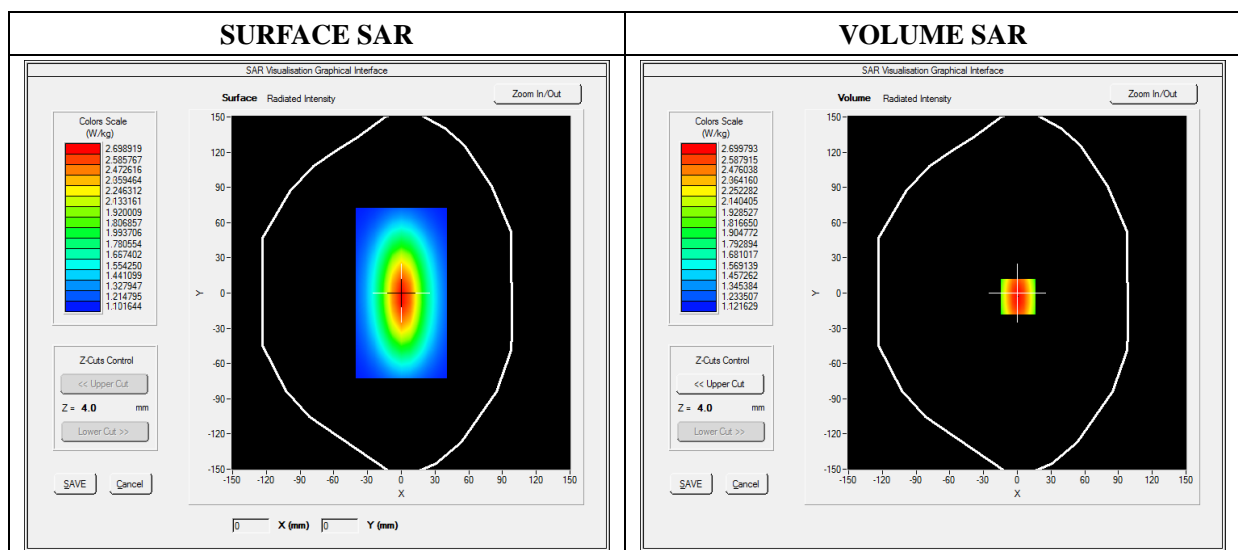
E-field Probe: SSE5 - SN 09/13 EP168; ConvF: 6.93; Calibrated: 05/22/2019

A. Experimental conditions

| | |
|-----------------|------------------|
| Area Scan | dx=8mm dy=8mm |
| Phantom | Validation plane |
| Device Position | Dipole |
| Band | CW835 |
| Signal | Duty Cycle 1:1 |

B. SAR Measurement Results

| | |
|-----------------------------------|------------|
| Frequency (MHz) | 835.000000 |
| Relative Permittivity (real part) | 41.110245 |
| Conductivity (S/m) | 0.871245 |
| Power Variation (%) | 0.038437 |
| Ambient Temperature | 21.1 |
| Liquid Temperature | 21.3 |

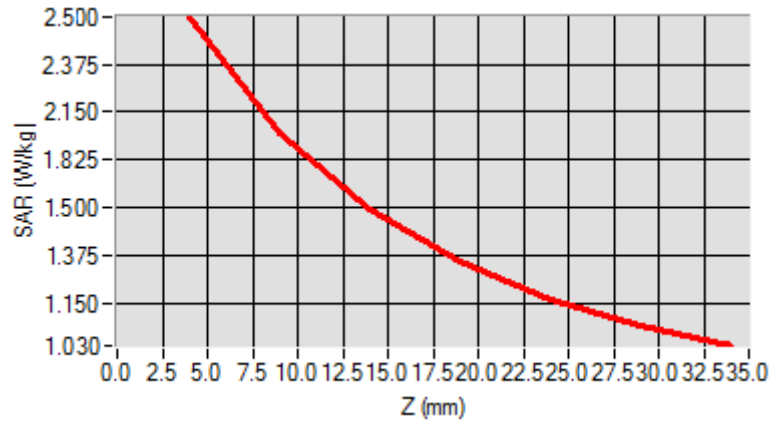


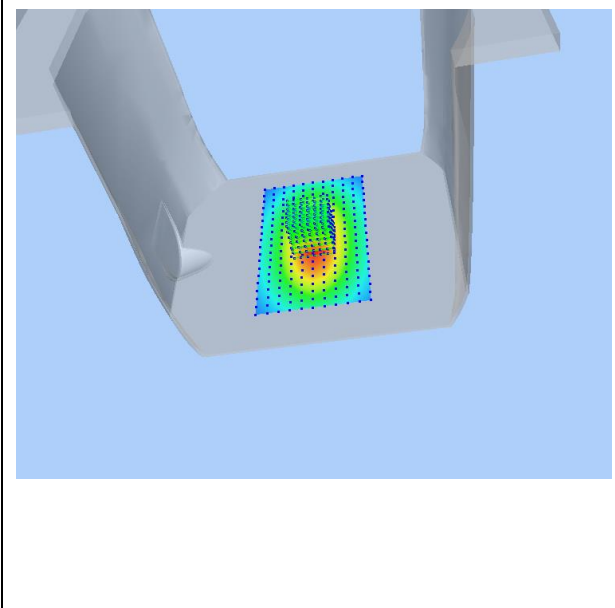
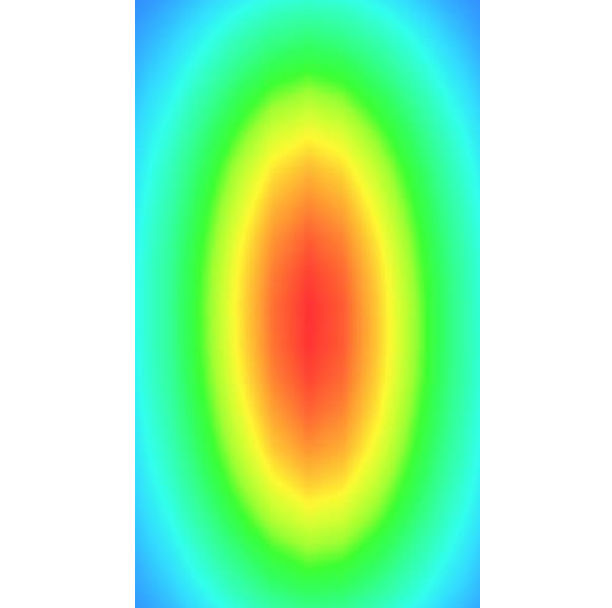
Maximum location: X=0.00, Y=0.00

| | |
|----------------|----------|
| SAR 10g (W/Kg) | 1.519489 |
| SAR 1g (W/Kg) | 2.411253 |

Z Axis Scan

| Z (mm) | 0.00 | 4.00 | 9.00 | 14.00 | 19.00 | 24.00 | 29.00 |
|------------|--------|--------|--------|--------|--------|--------|--------|
| SAR (W/Kg) | 0.0000 | 2.4900 | 1.8942 | 1.4811 | 1.3541 | 1.1123 | 1.0539 |



| 3D screen shot | Hot spot position |
|---|--|
|  |  |

MEASUREMENT 2

For Head Liquid

Type: Validation measurement (Fast, 75.00 %)

Date of measurement: 11/26/2019

Measurement duration: 12 minutes 21 seconds

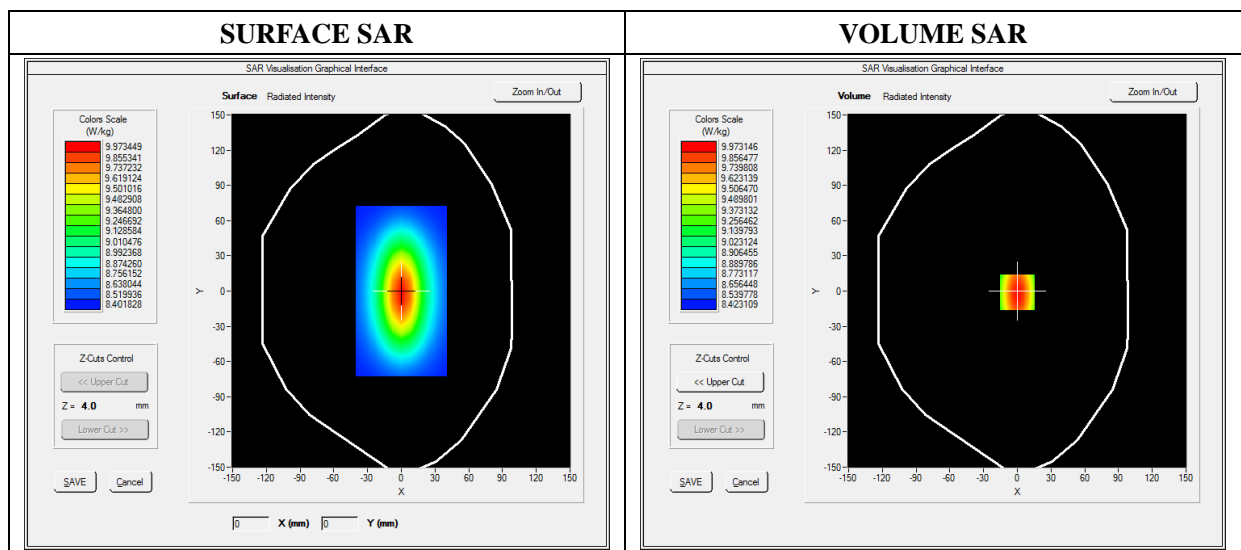
E-field Probe: SSE5 - SN 09/13 EP168; ConvF: 5.84; Calibrated: 05/22/2019

A. Experimental conditions

| | |
|------------------------|------------------------|
| Area Scan | dx=8mm dy=8mm |
| Phantom | Validation plane |
| Device Position | Dipole |
| Band | CW1800 |
| Signal | CW (Crest factor: 1.0) |

B. SAR Measurement Results

| | |
|--|-------------|
| Frequency (MHz) | 1800.000000 |
| Relative Permittivity (real part) | 39.024890 |
| Conductivity (S/m) | 1.371250 |
| Power Variation (%) | 1.401232 |
| Ambient Temperature | 21.1 |
| Liquid Temperature | 21.2 |

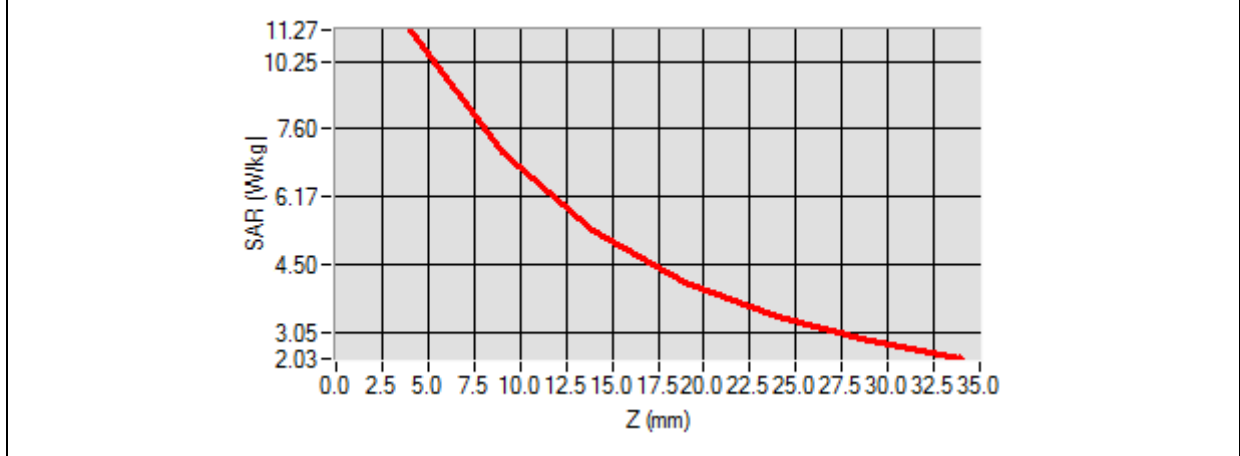


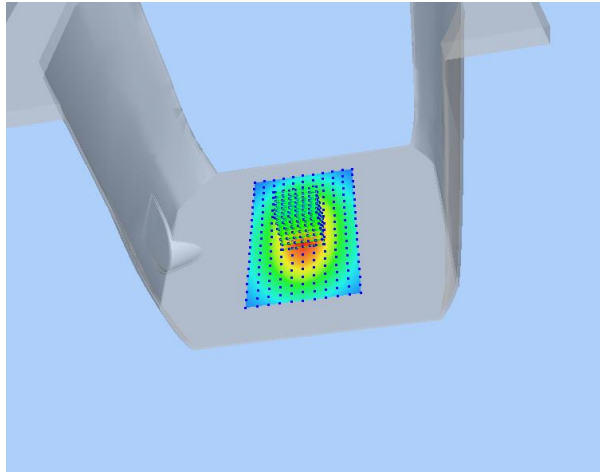
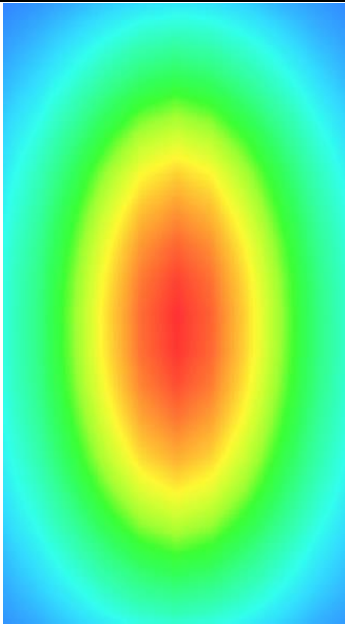
Maximum location: X=0.00, Y=0.00

| | |
|----------------|----------|
| SAR 10g (W/Kg) | 5.171252 |
| SAR 1g (W/Kg) | 9.611250 |

Z Axis Scan

| Z (mm) | 0.00 | 4.00 | 9.00 | 14.00 | 19.00 | 24.00 | 29.00 |
|------------|--------|---------|--------|--------|-------|--------|--------|
| SAR (W/Kg) | 0.0000 | 10.3455 | 7.1125 | 5.1026 | 3.425 | 3.0242 | 2.1125 |



| 3D screen shot | Hot spot position |
|---|--|
|  |  |

MEASUREMENT 3

For Head Liquid

Type: Validation measurement (Fast, 75.00 %)

Date of measurement: 11/26/2019

Measurement duration: 12 minutes 21 seconds

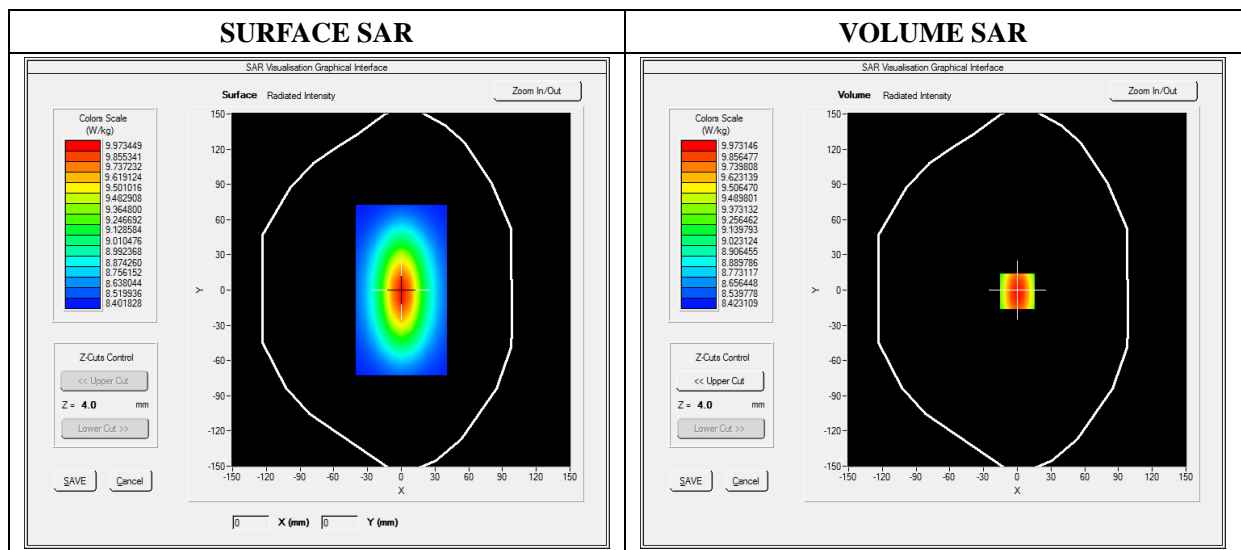
E-field Probe: SSE5 - SN 09/13 EP168; ConvF: 6.35; Calibrated: 05/22/2019

A. Experimental conditions

| | |
|------------------------|------------------|
| Area Scan | dx=8mm dy=8mm |
| Phantom | Validation plane |
| Device Position | Dipole |
| Band | CW1900 |
| Signal | Duty Cycle 1:1 |

B. SAR Measurement Results

| | |
|--|-------------|
| Frequency (MHz) | 1900.000000 |
| Relative Permittivity (real part) | 38.560124 |
| Conductivity (S/m) | 1.380369 |
| Power Variation (%) | 1.022540 |
| Ambient Temperature | 21.1 |
| Liquid Temperature | 21.3 |

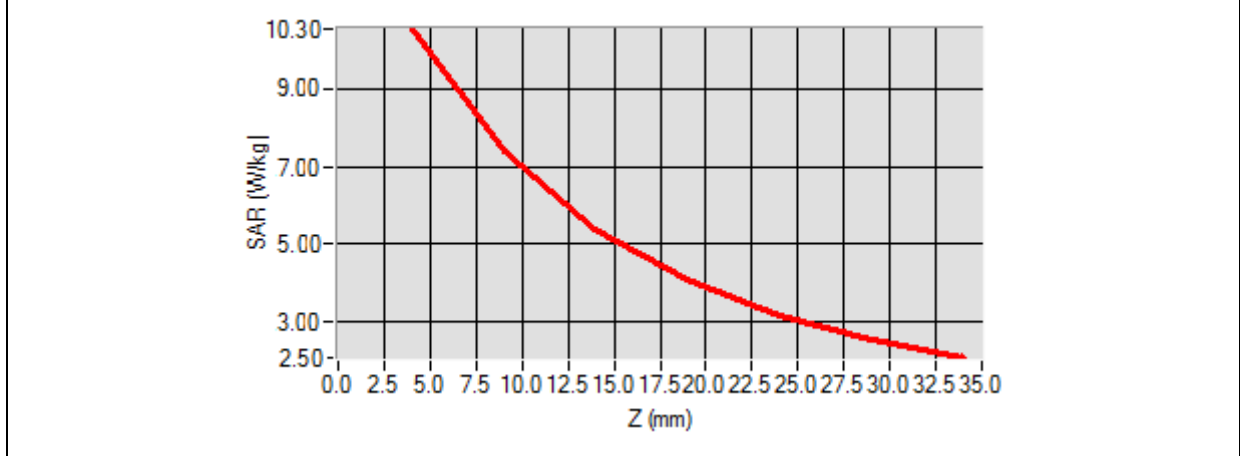


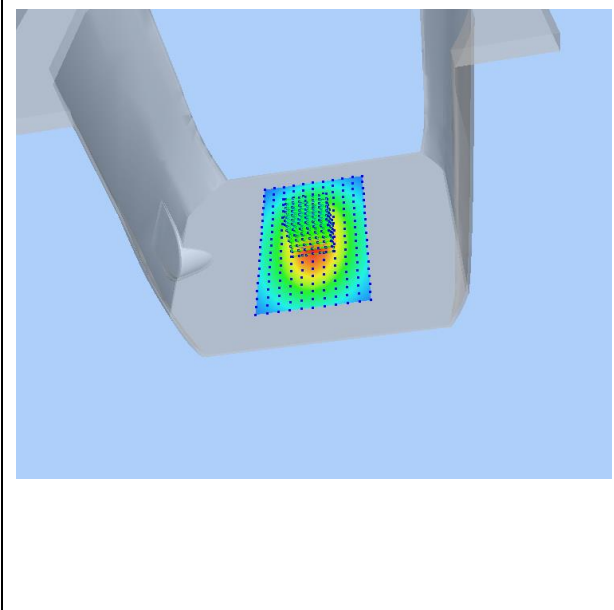
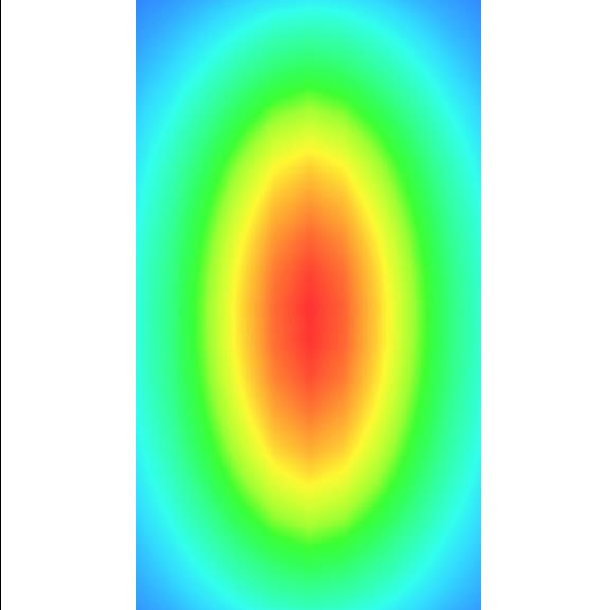
Maximum location: X=0.00, Y=0.00

| | |
|----------------|----------|
| SAR 10g (W/Kg) | 5.174526 |
| SAR 1g (W/Kg) | 9.913214 |

Z Axis Scan

| Z (mm) | 0.00 | 4.00 | 9.00 | 14.00 | 19.00 | 24.00 | 29.00 |
|------------|--------|---------|--------|--------|--------|--------|--------|
| SAR (W/Kg) | 0.0000 | 10.2354 | 6.8400 | 5.0121 | 4.1189 | 3.0522 | 2.8424 |



| 3D screen shot | Hot spot position |
|---|--|
|  |  |

MEASUREMENT 4

For Head Liquid

Type: Validation measurement (Fast, 75.00 %)

Date of measurement: 11/27/2019

Measurement duration: 12 minutes 21 seconds

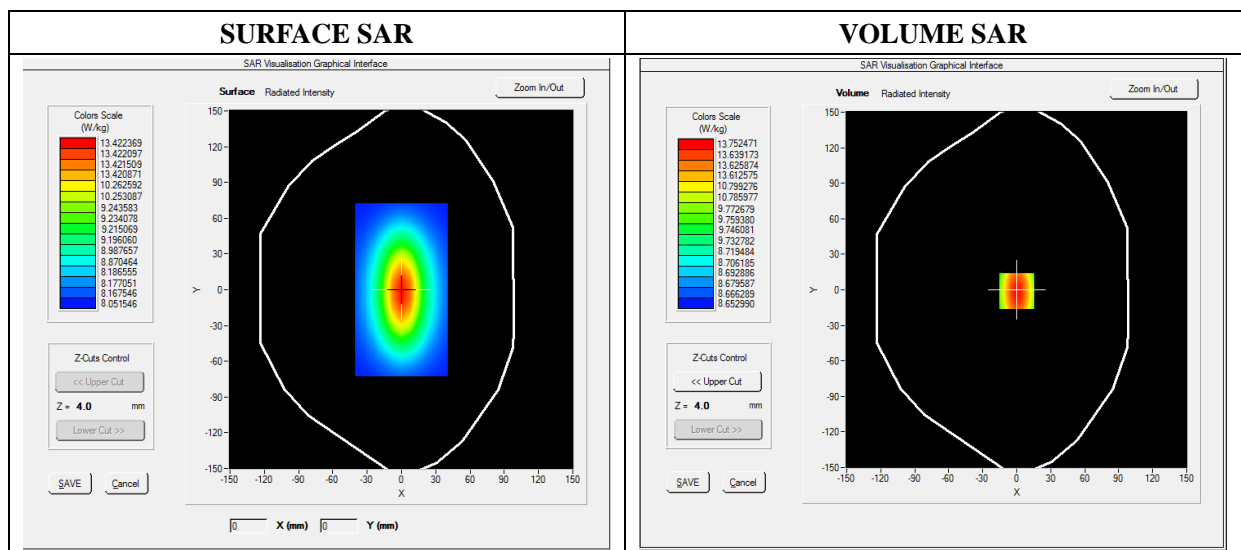
E-field Probe: SSE5 - SN 09/13 EP168; ConvF: 5.64; Calibrated: 05/22/2019

A. Experimental conditions

| | |
|------------------------|------------------|
| Area Scan | dx=8mm dy=8mm |
| Phantom | Validation plane |
| Device Position | Dipole |
| Band | CW2450 |
| Signal | Duty Cycle 1:1 |

B. SAR Measurement Results

| | |
|--|-------------|
| Frequency (MHz) | 2450.000000 |
| Relative Permittivity (real part) | 38.153660 |
| Conductivity (S/m) | 1.740236 |
| Power Variation (%) | 1.141452 |
| Ambient Temperature | 21.1 |
| Liquid Temperature | 21.2 |

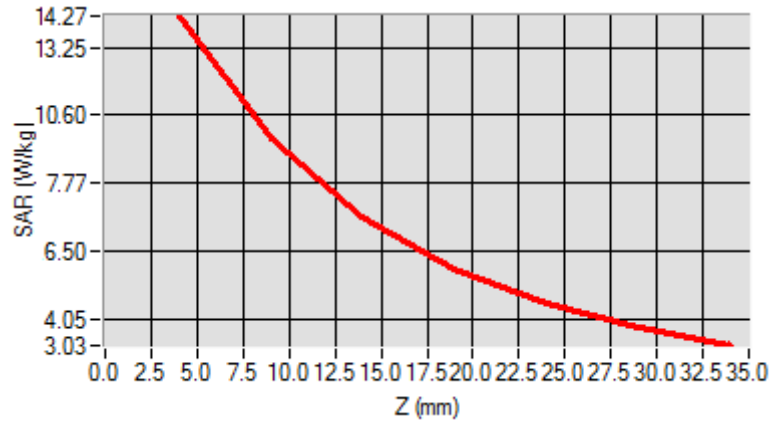


Maximum location: X=0.00, Y=0.00

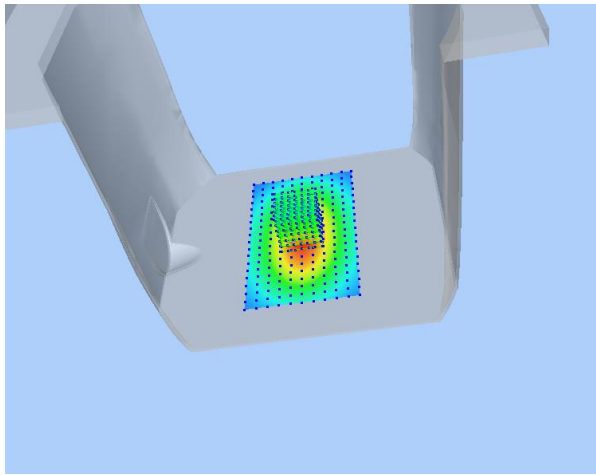
| | |
|----------------|-----------|
| SAR 10g (W/Kg) | 8.020427 |
| SAR 1g (W/Kg) | 13.452457 |

Z Axis Scan

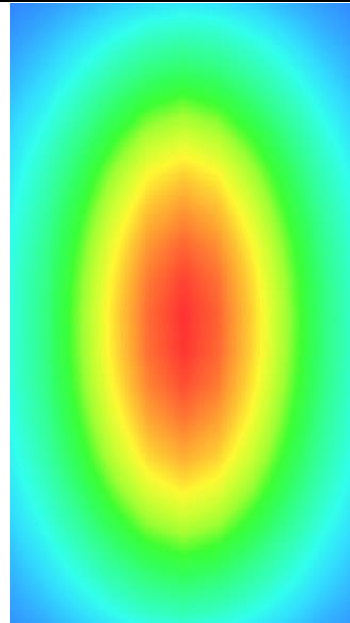
| Z (mm) | 0.00 | 4.00 | 9.00 | 14.00 | 19.00 | 24.00 | 29.00 |
|------------|--------|---------|---------|---------|--------|--------|--------|
| SAR (W/Kg) | 0.0000 | 14.1034 | 12.0012 | 10.2624 | 7.4715 | 5.9022 | 4.5114 |



3D screen shot



Hot spot position



MEASUREMENT 5

For Head Liquid

Type: Validation measurement (Fast, 75.00 %)

Date of measurement: 11/27/2019

Measurement duration: 12 minutes 21 seconds

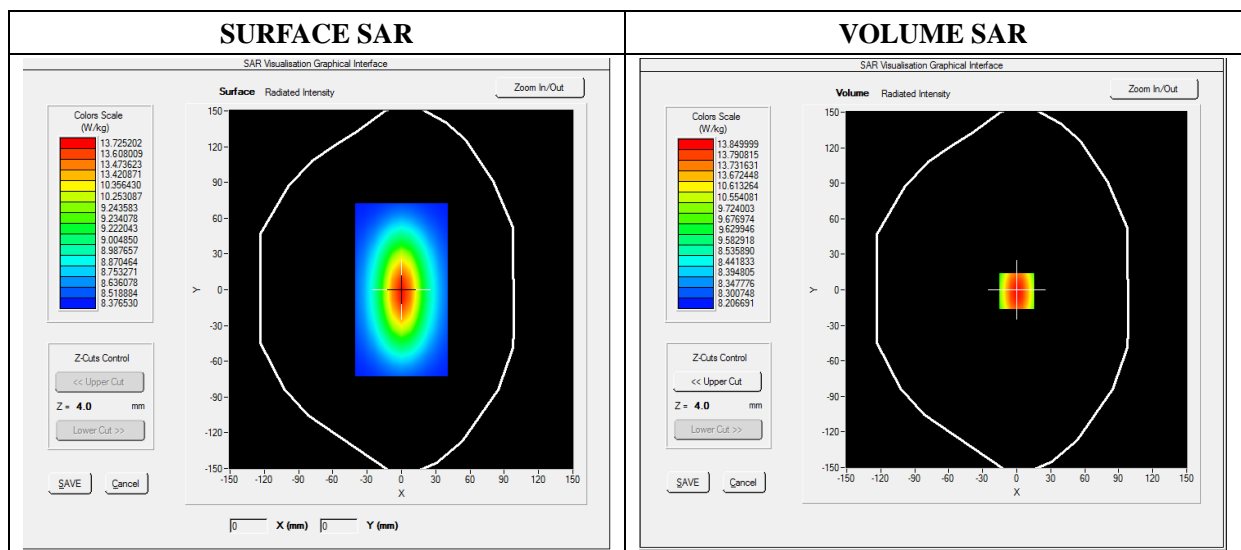
E-field Probe: SSE5 - SN 09/13 EP168; ConvF: 5.37; Calibrated: 05/22/2019

A. Experimental conditions

| | |
|------------------------|------------------|
| Area Scan | dx=8mm dy=8mm |
| Phantom | Validation plane |
| Device Position | Dipole |
| Band | CW2600 |
| Signal | Duty Cycle 1:1 |

B. SAR Measurement Results

| | |
|--|-------------|
| Frequency (MHz) | 2600.000000 |
| Relative Permittivity (real part) | 38.631092 |
| Conductivity (S/m) | 1.930182 |
| Power Variation (%) | 1.028221 |
| Ambient Temperature | 21.1 |
| Liquid Temperature | 21.2 |

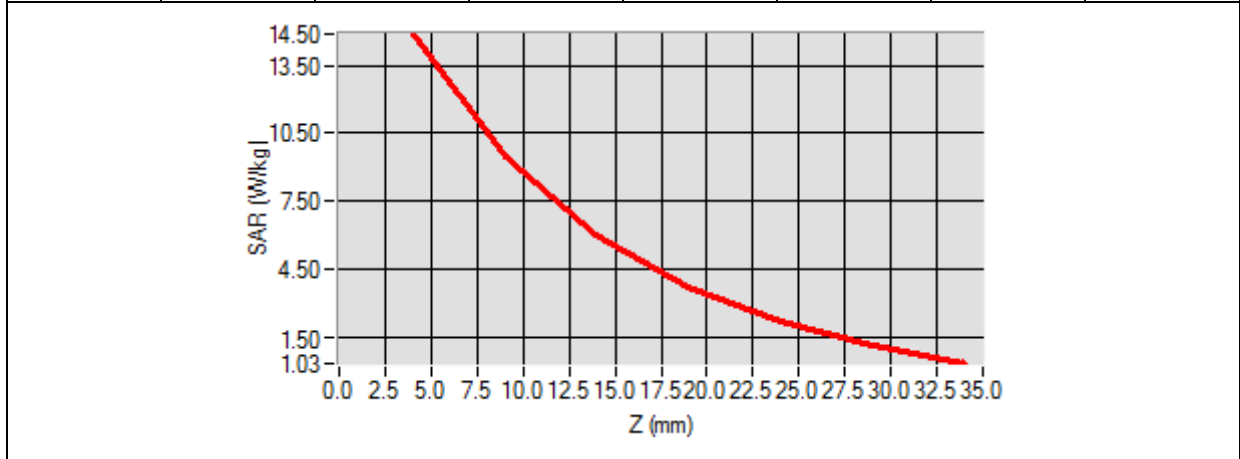


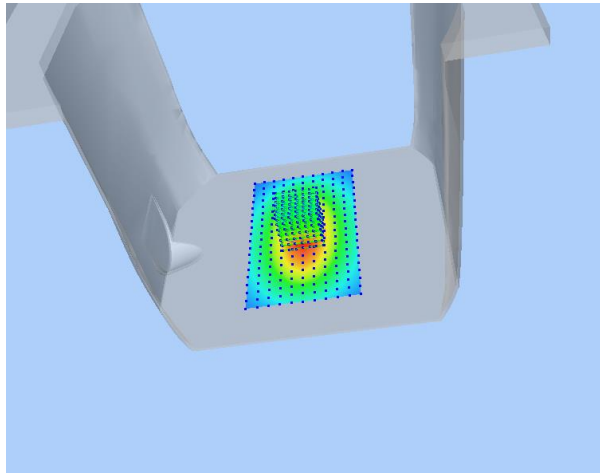
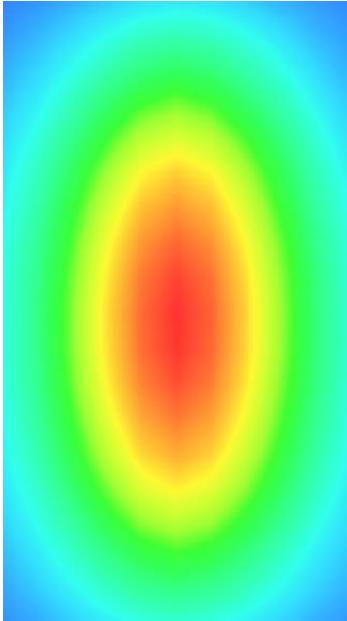
Maximum location: X=0.00, Y=0.00

| | |
|----------------|-----------|
| SAR 10g (W/Kg) | 8.270822 |
| SAR 1g (W/Kg) | 13.670282 |

Z Axis Scan

| Z (mm) | 0.00 | 4.00 | 9.00 | 14.00 | 19.00 | 24.00 | 29.00 |
|------------|--------|---------|---------|---------|--------|--------|--------|
| SAR (W/Kg) | 0.0000 | 14.0426 | 12.1354 | 10.2965 | 7.4854 | 5.9354 | 4.5186 |



| 3D screen shot | Hot spot position |
|---|--|
|  |  |

MEASUREMENT 6

For Head Liquid

Type: Validation measurement (Fast, 75.00 %)

Date of measurement: 11/28/2019

Measurement duration: 12 minutes 21 seconds

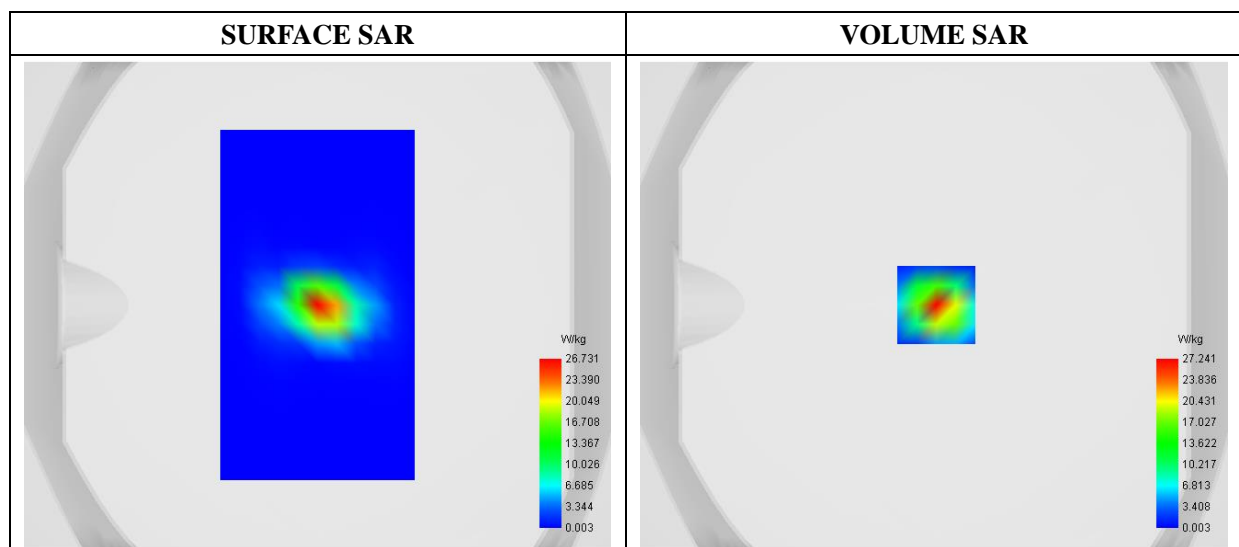
E-field Probe: SSE2 - SN 45/15 EPGO280; ConvF: 2.44; Calibrated: 07/08/2019

A. Experimental conditions

| | |
|------------------------|------------------------|
| Area Scan | dx=8mm dy=8mm |
| Phantom | Validation plane |
| Device Position | Dipole |
| Band | CW5200 |
| Signal | CW (Crest factor: 1.0) |

B. SAR Measurement Results

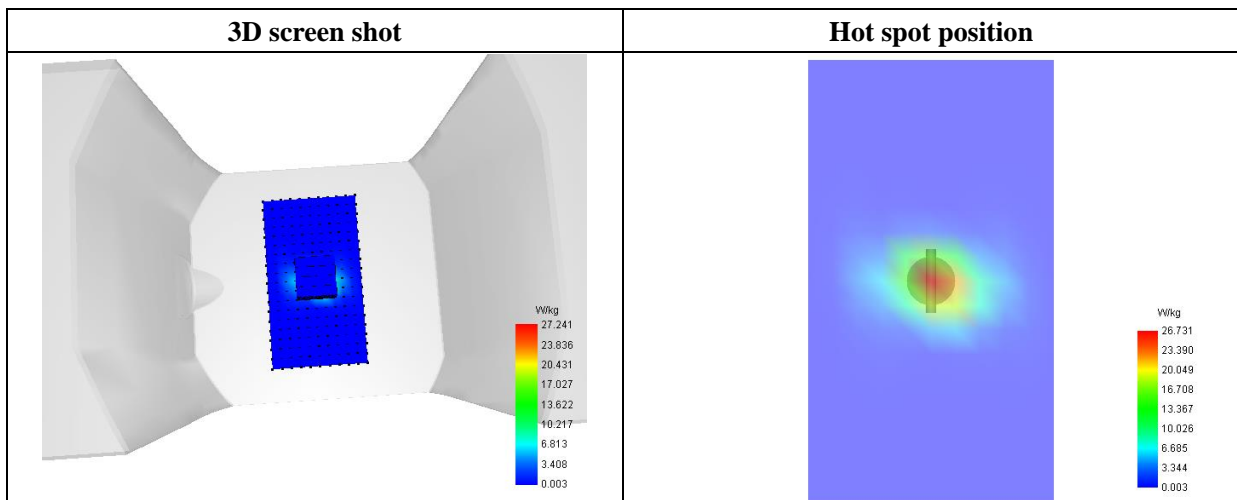
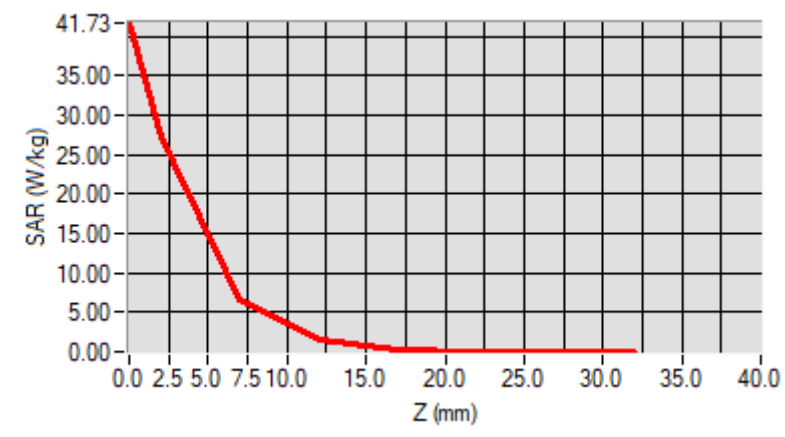
| | |
|--|-------------|
| Frequency (MHz) | 5200.000000 |
| Relative Permittivity (real part) | 35.612911 |
| Conductivity (S/m) | 4.871483 |
| Power Variation (%) | 0.943213 |
| Ambient Temperature | 21.1 |
| Liquid Temperature | 21.2 |



Maximum location: X=1.00, Y=0.00

| | |
|----------------|-----------|
| SAR 10g (W/Kg) | 5.310334 |
| SAR 1g (W/Kg) | 16.946226 |

| Z (mm) | 0.00 | 2.00 | 7.00 | 12.00 | 17.00 | 22.00 | 27.00 |
|------------|---------|---------|--------|--------|--------|--------|--------|
| SAR (W/Kg) | 41.7264 | 27.2408 | 6.5746 | 1.6234 | 0.3765 | 0.0793 | 0.0129 |



MEASUREMENT 7

For Head Liquid

Type: Validation measurement (Fast, 75.00 %)

Date of measurement: 11/28/2019

Measurement duration: 12 minutes 21 seconds

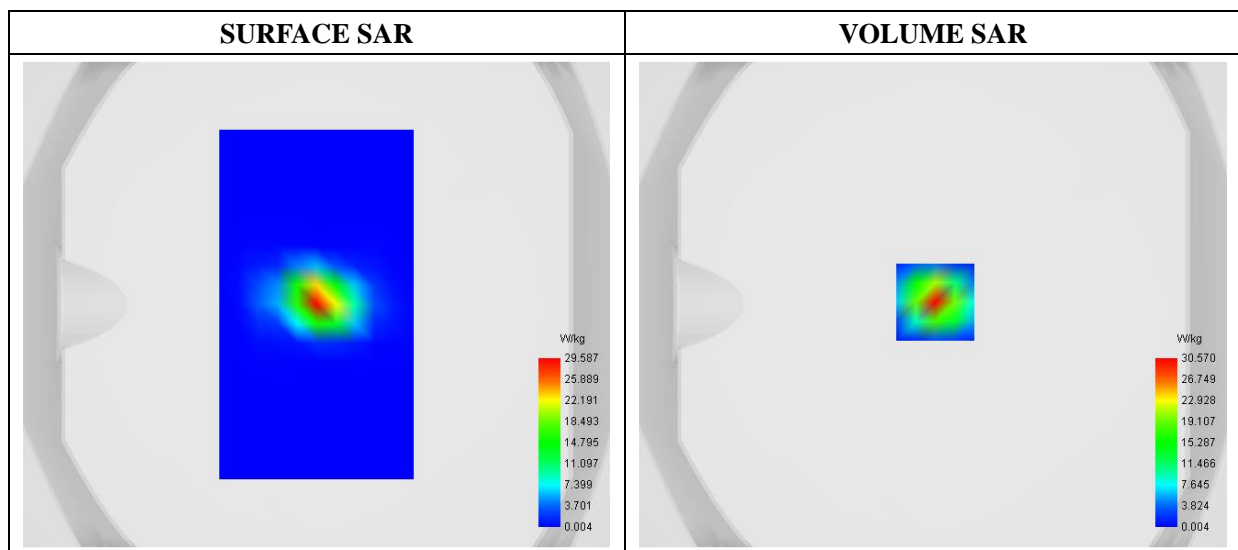
E-field Probe: SSE2 - SN 45/15 EPGO280; ConvF: 2.52; Calibrated: 07/08/2019

A. Experimental conditions

| | |
|------------------------|------------------------|
| Area Scan | dx=8mm dy=8mm |
| Phantom | Validation plane |
| Device Position | Dipole |
| Band | CW5800 |
| Signal | CW (Crest factor: 1.0) |

B. SAR Measurement Results

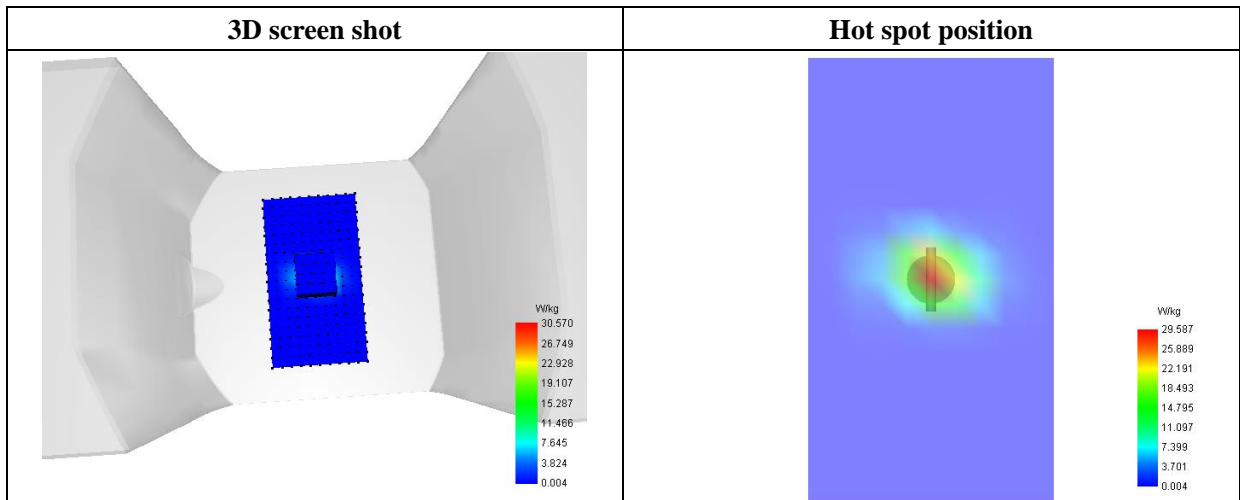
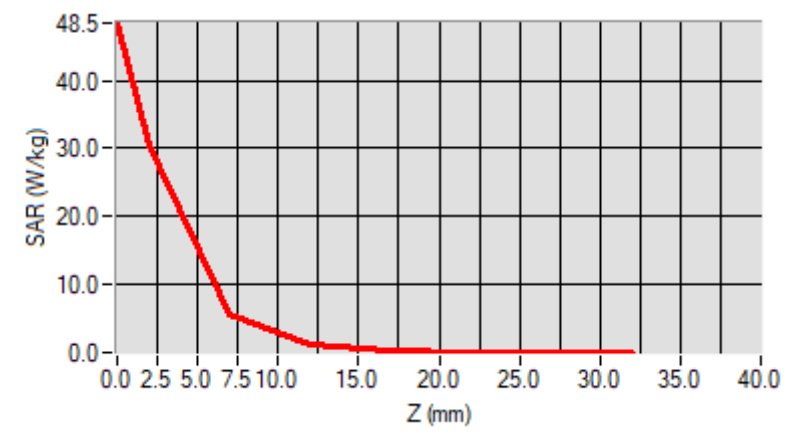
| | |
|--|-------------|
| Frequency (MHz) | 5800.000000 |
| Relative Permittivity (real part) | 35.612911 |
| Conductivity (S/m) | 5.171483 |
| Power Variation (%) | 0.943782 |
| Ambient Temperature | 21.1 |
| Liquid Temperature | 21.2 |



Maximum location: X=1.00, Y=1.00

| | |
|----------------|-----------|
| SAR 10g (W/Kg) | 5.879544 |
| SAR 1g (W/Kg) | 17.190731 |

| | | | | | | | |
|------------|---------|---------|--------|--------|--------|--------|--------|
| Z (mm) | 0.00 | 2.00 | 7.00 | 12.00 | 17.00 | 22.00 | 27.00 |
| SAR (W/Kg) | 48.4695 | 30.5699 | 5.7100 | 1.0698 | 0.1906 | 0.0364 | 0.0052 |



MEASUREMENT 8

For Body Liquid

Type: Validation measurement (Fast, 75.00 %)

Date of measurement: 11/25/2019

Measurement duration: 12 minutes 21 seconds

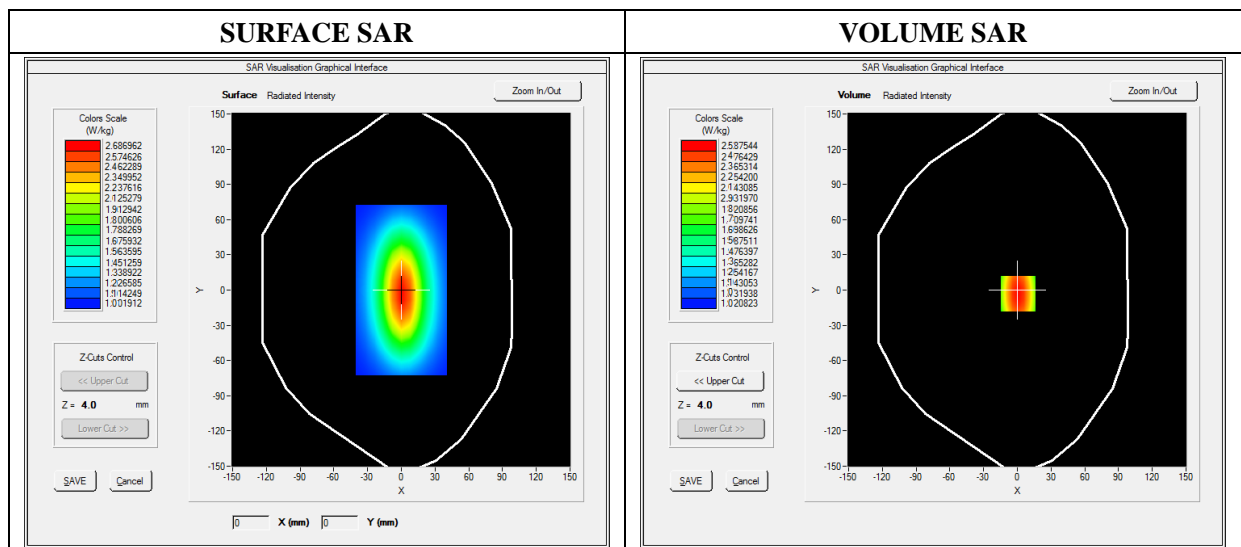
E-field Probe: SSE5 - SN 09/13 EP168; ConvF: 7.13; Calibrated: 05/22/2019

A. Experimental conditions

| | |
|------------------------|------------------|
| Area Scan | dx=8mm dy=8mm |
| Phantom | Validation plane |
| Device Position | Dipole |
| Band | CW835 |
| Signal | Duty Cycle 1:1 |

B. SAR Measurement Results

| | |
|--|------------|
| Frequency (MHz) | 835.000000 |
| Relative Permittivity (real part) | 54.851214 |
| Conductivity (S/m) | 0.951454 |
| Power Variation (%) | 0.901472 |
| Ambient Temperature | 21.1 |
| Liquid Temperature | 21.3 |

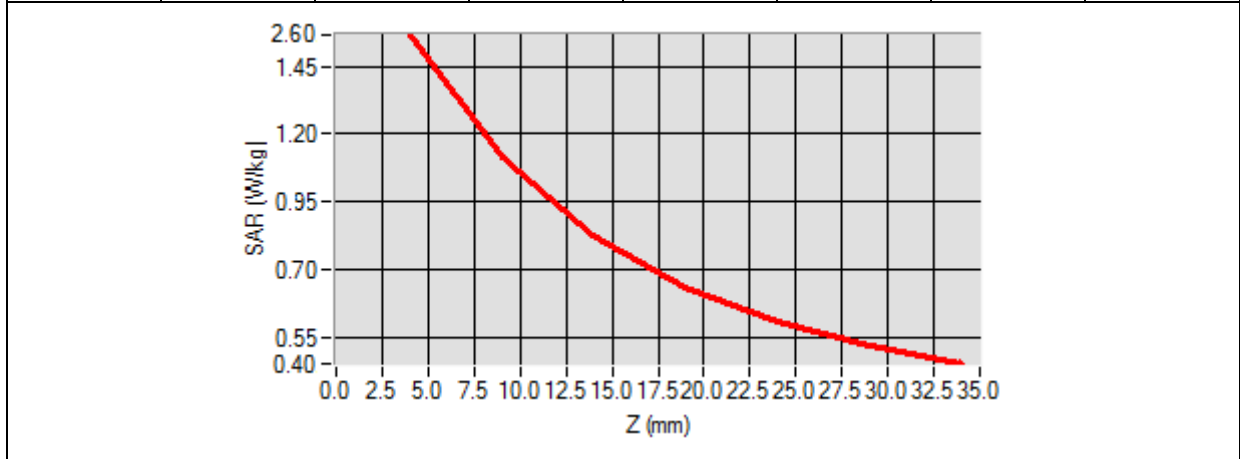


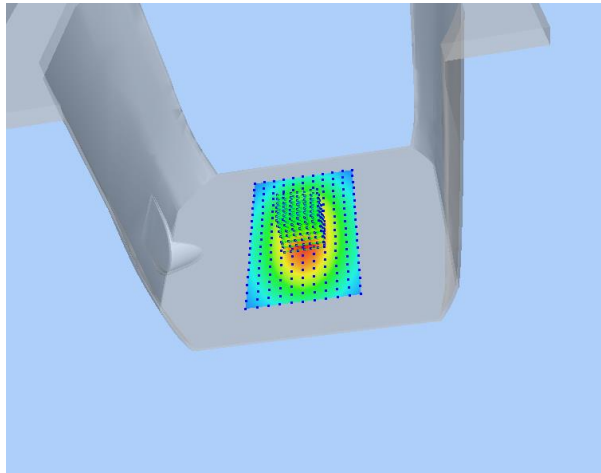
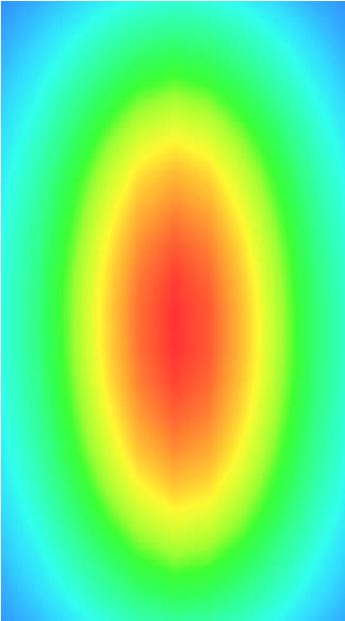
Maximum location: X=0.00, Y=0.00

| | |
|----------------|----------|
| SAR 10g (W/Kg) | 1.028956 |
| SAR 1g (W/Kg) | 2.354211 |

Z Axis Scan

| Z (mm) | 0.00 | 4.00 | 9.00 | 14.00 | 19.00 | 24.00 | 29.00 |
|------------|--------|--------|--------|--------|--------|--------|--------|
| SAR (W/Kg) | 0.0000 | 2.5789 | 1.1300 | 0.8795 | 0.5940 | 0.5011 | 0.5100 |



| 3D screen shot | Hot spot position |
|---|--|
|  |  |

MEASUREMENT 9

For Body Liquid

Type: Validation measurement (Fast, 75.00 %)

Date of measurement: 11/26/2019

Measurement duration: 12 minutes 21 seconds

E-field Probe: SSE5 - SN 09/13 EP168; ConvF: 6.06; Calibrated: 05/22/2019

A. Experimental conditions

| | |
|------------------------|------------------------|
| Area Scan | dx=8mm dy=8mm |
| Phantom | Validation plane |
| Device Position | Dipole |
| Band | CW1800 |
| Signal | CW (Crest factor: 1.0) |

B. SAR Measurement Results

| | |
|--|-------------|
| Frequency (MHz) | 1800.000000 |
| Relative Permittivity (real part) | 51.224510 |
| Conductivity (S/m) | 1.461261 |
| Power Variation (%) | 0.845690 |
| Ambient Temperature | 21.1 |
| Liquid Temperature | 21.2 |

