

## EVA V4 - Product ID Labels

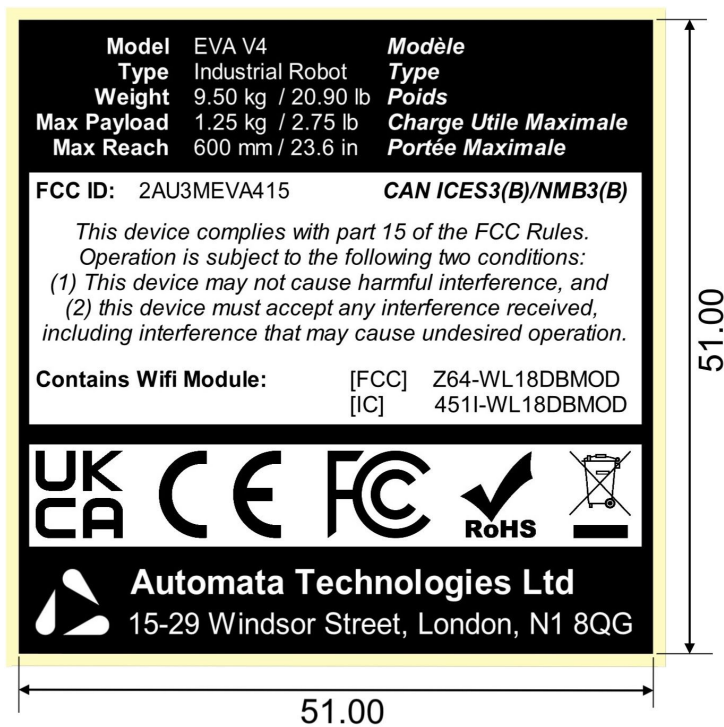
9<sup>th</sup> November 2020

Mike Grout

### Base Label

The base label contains generic product information, including the FCC IDs of the robot and the pre-certified wifi module contained within. This information does not change from robot to robot.

### Label Art / Dimensions



The UKCA, CE, FCC, RoHS and WEEE symbols are all 7 mm high.

### Specification


7871EJ 3M TT2 GW PET 50-350E/46-90DWG - Thermal Transfer Polyester Label Material

Including Zebra 5095 Resin Ribbon

Printer: Zebra ZD420T, Thermal Transfer, 300 dpi resolution

## Location on Product

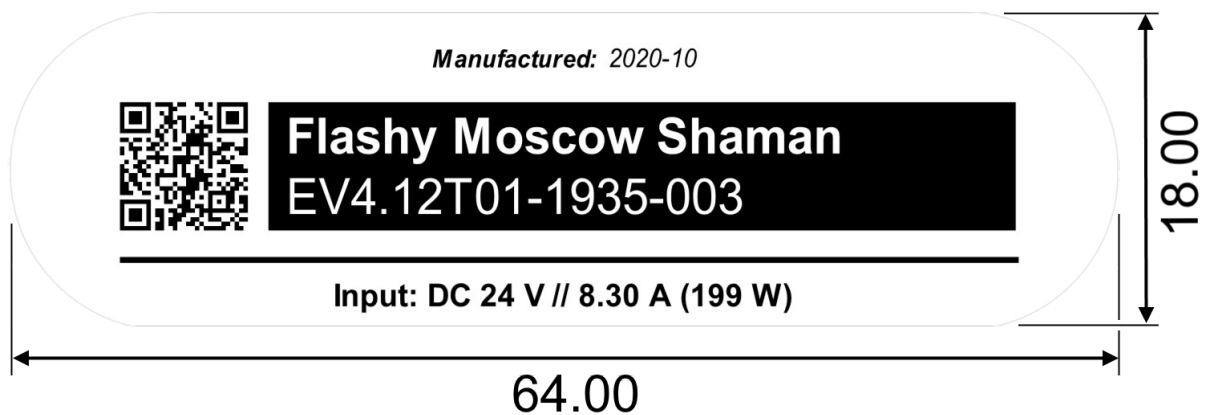
The base label is affixed to the underside of the robot, onto a flat stainless steel surface on the chassis. The recess in the base plate offers some protection against abrasion.



## Serial Label

The serial label contains information specific to each robot, such as the serial numbers (unique name and alphanumeric serial) and date of manufacture. This data is replicated in QR barcode form for efficiency during manufacturing, servicing and repair. Electrical information at the bottom of the label is displayed here due to its proximity to the power connector on the robot.

## Label Art / Dimensions



The date of manufacture is provided in ISO 8601 format (YYYY-MM).

## Specification

Gloss White Polypropylene Thermal Transfer Labels, Permanent Adhesive

Including Zebra 5095 Resin Ribbon

Printer: Zebra ZD420T, Thermal Transfer, 300 dpi resolution

## Location on Product

The serial label is placed on the rear of the product, above the connector ports.

