

The E-label information

A. Access to the required information on the e-label

1. Users are able to access the information in no more than three steps in a device's menu. The actual steps are:

To access the e-label information, in the device,

Choose: Settings > About phone > Authentication information

No special access codes or permissions are required to go through the above steps beyond entering a user defined password to protect against unauthorized access to the device.

2. The information is stored on the device, no special accessories or supplemental plug-ins (e.g., a SIM/USIM card) are required to access the information.

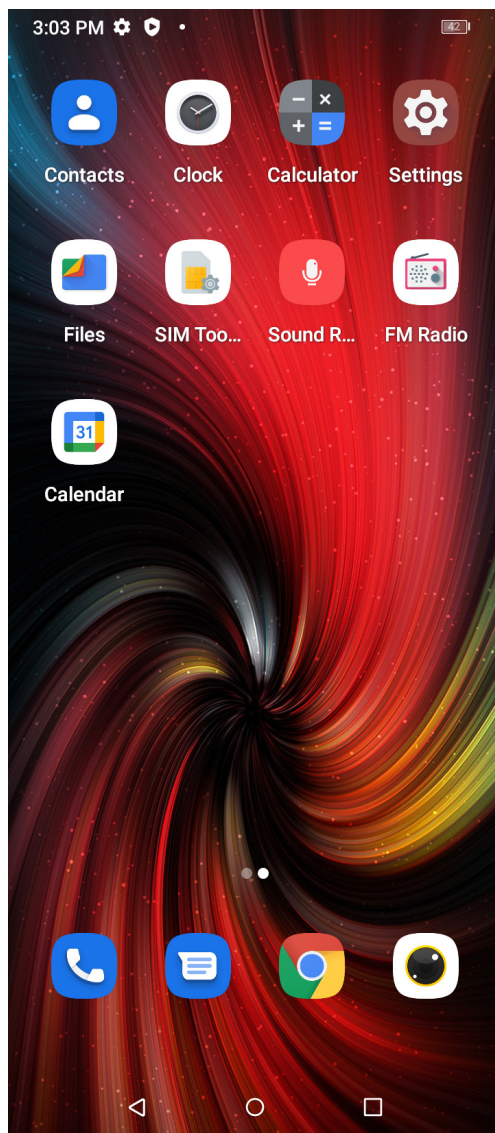
Yes

3. Users are provided specific instructions on how to access the information.

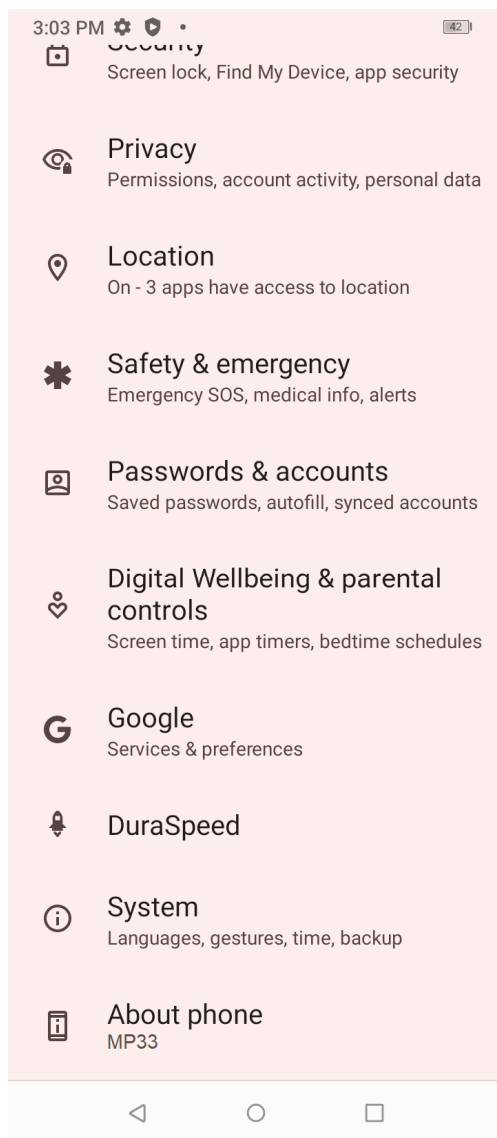
The information to the user is provided in the E-label Info document.

Detailed as follows:

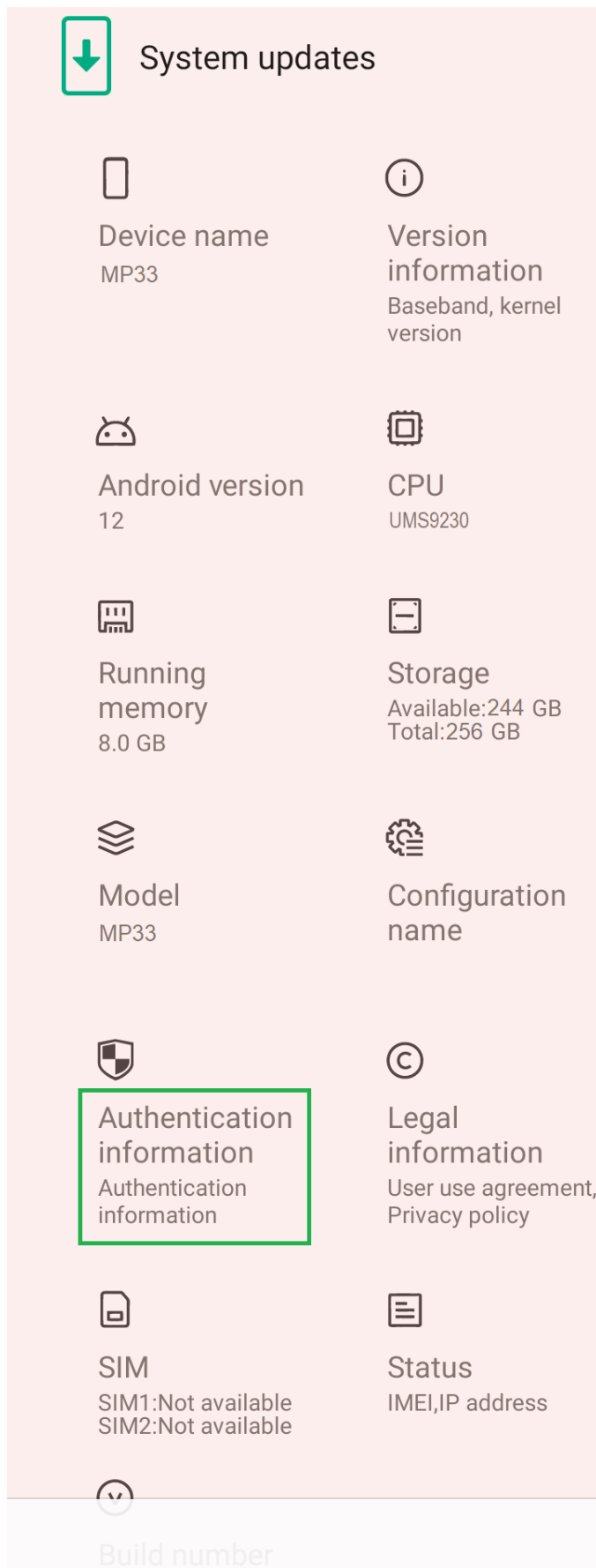
Scroll through the menu to find and select Settings



Scroll down in Settings to find and select About phone



Scroll down in Settings to find and select Authentication information



The e-label will display Regulatory information

Regulatory labels

Europe&UK

Certification No.: XXXXXXXX
DIRECTIVE 2014/53/EU
EU TYPE EXAMINATION CERTIFICATE
NOTIFIED BODY: 1313
Attestation Number: XXXXXXXXXXXXXXXX



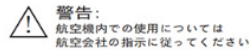
US

FCC ID: 2ATZ4-A15ACT

Japan



電波法により5.20Hz帯(第52)
の屋外利用は禁止されています



Canada

IC: 26074-A15ACT
HVIN: G2315G-UF-V
TAC Identifier: XXXXXXXX
Certification No.: 26074-A15ACT

OK