

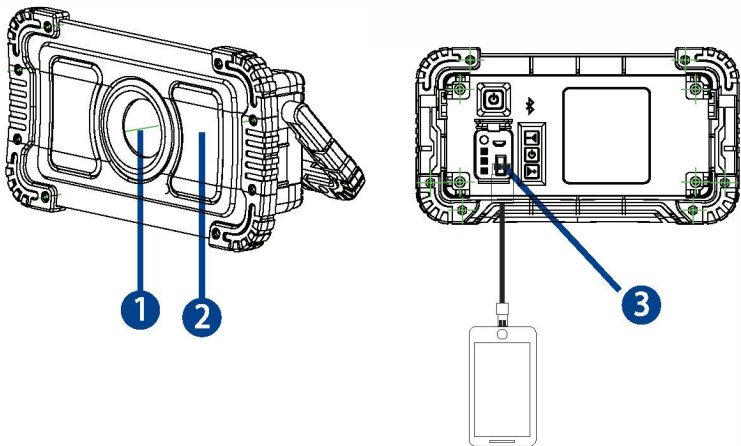
IMPORTANT: Before using your work light, read and understand this owner's guide.

INSTRUCTION MANUAL

2

KNOW YOUR WORKLIGHT

- 1 20W COB LED
- 2 Bluetooth® speaker
- 3 Power bank



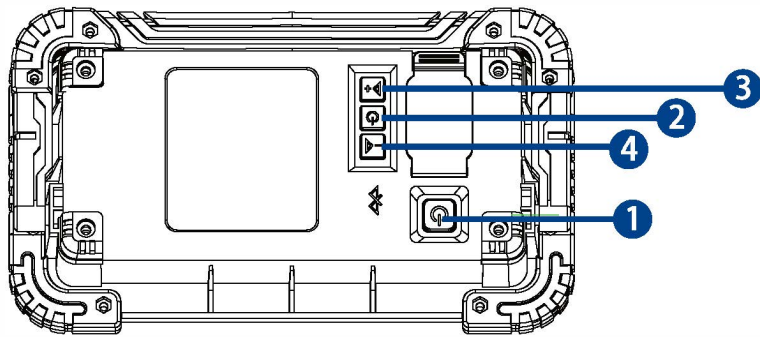
3

KNOW YOUR WORKLIGHT

SPECIFICATIONS:

Light	20 W COB LED, 1400 Lumens
Speaker	80 dB
Bluetooth® v4.2	33' (10m) wireless connectivity to compatible devices
Rechargeable	USB charging cable included.
Battery	Built-in rechargeable 8000mAh lithium polymer
Dimensions	9 1/8 x 5 x 2 7/16" (23.2 x 12.7 x 6.2 cm)
Weight	1 lb 13 oz (830 g)

INSTRUCTIONS:



4

OPERATING INSTRUCTIONS

- 1 To turn on the light:
Short press button '1' to turn the light on/off. There are 3 lighting modes: high-low-flashing.
- 2 To connect a Bluetooth® enabled device:
Press and hold button '2' for seconds until on-tone is heard. You can connect to this Mastercraft speaker and play music from your mobile phone, tablet or other portable audio device. Keep pressing to turn off.
- 3 To adjust volume:
Press and hold button '3' to increase volume
Press and hold button '4' to reduce volume.
- 4 To move forward or backward in your playlist:
Short press button '3' to move to the next song.
Short press button '4' to go to the previous song.

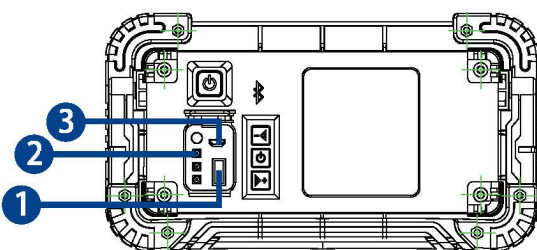
The Bluetooth® word mark and logos are registered trademarks owned by the Bluetooth SIG, Inc. and any use of such marks by Ninghai Karley International Trade Co., Ltd is under license. Other trademarks and trade names are those of their respective owners.

5

OPERATING INSTRUCTIONS

CHARGING:

- 1 Output
- 2 Indicator light
- 3 Input



1. To charge the light:
Open the transparent cover at the back side. Plug a USB cable into the '5V' input and connect it to a power adaptor, home computer, laptop, etc. The indicator light will be on to show the power capacity. Three blue LEDs are on when it is fully charged
2. To charge your small devices:
Plug a USB cable into the '5V' output at the base of the light and connect it to your mobile phone, camera, etc. Never connect your small devices to charge while the power bank is being charged.

2 YEAR WARRANTY

This product carries a one year warranty against defects in workmanship and materials. Mastercraft agrees to replace a defective product, within the stated warranty period, when returned to the place of purchase with proof of purchase. This product is not guaranteed against wear or breakage due to misuse and/or abuse.

WARRANTY INFORMATION

6

WARNINGS

WARNINGS:

1. Read all instructions carefully and be sure they are fully understood before using this product.
2. Charge for 8-10 hours before first use. Recharge it within 3 months when it is fully discharged.
3. Never connect your small devices to charge while the power bank is in the process of charging.
4. Do not shine light directly into eyes.
5. Do not drop.
6. Do not immerse in water.
7. Do not place near a fire or any other source of intense heat – battery could explode if heated.
8. Battery must be recycled or disposed of according to local regulations.

This device complies with part 15 of the FCC Rules. Operation is subject to the following two conditions: (1) This device may not cause harmful interference, and (2) this device must accept any interference received, including interference that may cause undesired operation. Changes or modifications not expressly approved by the party responsible for compliance could void the user's authority to operate the equipment.

IC STATEMENT

MADE IN CHINA