



Quick User Guide TE-NZ 247

247 SOS APP Download and Installation

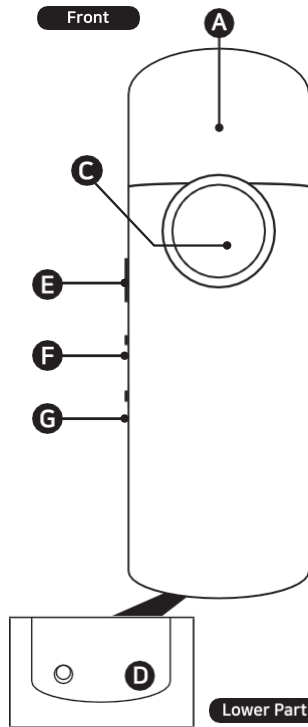
Search the APP and install it on the supported device, and run the APP together with TENZ. A text message, your location information, and video image are transmitted at once through the APP in an emergency to safeguard you.

Online Instructions on the website

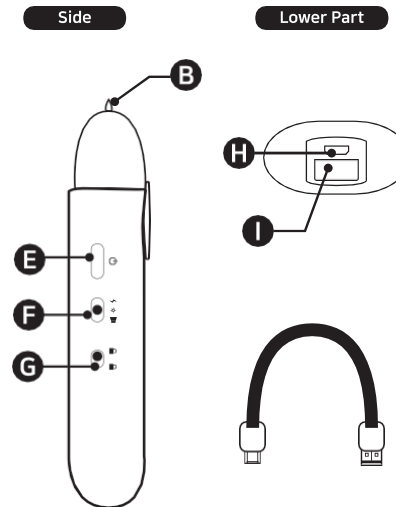
Visit the website using the QR code and download the user manual.
<http://24hour7.com>
E-mail : 247usa@24hour7.com



Q | TENZ



A	Firing Pin Safety Plug
B	Firing
C	Audible alarm, Alarm



D	LED
E	Operation Button
F	Mode Setup
G	Lock Setup
H	Micro 5Pin USB for recharging
I	USB for recharging of the auxiliary battery

Warranty Period and Exception to Warranty [Warranty Period]

- The Product is under warranty for 180 days from the date of purchase. During the warranty period, defects or errors shall be serviced free of charge.
- The Product is under warranty for 180 days from the date of purchase. During the warranty period, defects or errors shall be serviced free of charge.

[Exception to Warranty]

- Any defect in the Product caused by unauthorized disassembly or repair or by damaging the warranty label thereon shall not be covered under warranty. The Product that malfunctions due to an accident, misuse, or abuse shall not be covered under warranty.
- The warranty does not apply to the Product that becomes defective or is lost during transportation.
- Please contact the A/S Center if you experience difficulties in the use of the Product due to errors in the "247SOS" App that inter-works with [TENZ] products. The warranty does not apply to defective Products caused by errors in the "247SOS" APP.

[Troubleshooting when the Product overheats]

- The Product and the recharging unit may get hot while the battery is being charged. This is normal and will not affect the life or performance of the Product. Recharging may stop for safety if the battery reaches a specific temperature.
- If heated, take the following measures
Disconnect the recharging unit, let the Product cool down, and charge again. If the connector unit at the lower part of the Product is overheated, it is possible that the USB cable in use is damaged. Please replace the cable with a new authentic one.
- If the Product is heated during use
The stun gun may generate heat while in use as it consumes a lot of battery power. Stop the [Stun] function and stop using the Product for a while.
- Do not use the stun gun continuously for a long time (*over 1 minute).

Installation and Use of 247SOS



The premium type of TENZ is IoT-based to enable the interworking of 247SOS with your Smartphone via Bluetooth.

- Installation and Setup



1. Search "247SOS"

2. Execute the "247SOS" APP and join the membership. > Register your product number. > Login.

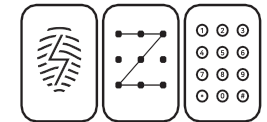
3. Turn on Bluetooth (📶) on your Smartphone for interworking with the Product.
* Search for the serial number of your Product.

4. Unlock the Lock button on 🔒

(☀️)TENZ and enable LED in the LED mode.

5. While the LED is enabled, press and hold the Run (🔌) button at least for 3 seconds to connect through Bluetooth.

6. When connected via Bluetooth, set up a password you will use in an emergency.



* Instead of using the user password screen, it is quicker to execute the APP in an emergency if you set the "247SOS" password screen as the Main screen.

7. On the Setup menu of the "247SOS" APP, set additional functions such as video recording time.

8. Filming and reporting starts automatically as soon as the stun gun and siren is activated.

9. please turn off your smart phone upon the TEST since it can start to be automatically activated.

[Caution in Use] [Before Using the Product]

Please read these instructions before using the Product to ensure that your Product is used safely and correctly.

- Please read these instructions before using TENZ to ensure safe and correct use.
- The Company shall not be liable against any loss arising from accidents, personal injury, or third-party loss and damage due to the user's non-compliance with these instructions. The user is accountable for such damage.
- TENZ is not available to anyone who is under the age of 19.
- This Product is for self-defense only. The Company shall not be held liable for disadvantages arising from the user's abuse of the Product. The user may be accountable for his/her misuse of the Product.

[Warning]

- Use of the Product in violation of the instructions may result in death or serious injury to the user.
- Never touch any of the product, electric cord, plug or socket with your hand wet to avoid an electric shock.
- Do not use the damaged or loose power cord, plug, or consent. Unstable connection may cause fire, electric shock, or other personal injuries.
- Do not bend or damage the power cord. It may cause fire or electric shock, or other personal injuries.
- Do not use the Product with a wet hand while it is being recharged. It may cause electric shock.
- Do not connect the negative terminal of the recharger to the positive terminal of the recharger. It may cause fire or personal injury
- Do not use the Product in thunderstorms or lightning. It may cause breakdown of the Product or electric shock.
- Do not allow children, infants, or pets to suck or bite the Product. It may break the Product or cause explosion or fire.
- The Product contains small parts which may cause suffocation. If you allow your child to use the Product, you must ensure that your child is instructed and supervised for the correct use and handling of the Product.
- Do not hit your eyes, ears, face, or other parts of the body with the Product or put the Product into your mouth. It may cause serious injury or suffocation.
- Do not touch the damaged or leaking Li-Ion battery. Please contact the Service Center of 247Korea for safe handling of Li-Ion batteries.

[Electronic Stun Gun] Caution to Prevent Safety Accidents [TENZ is a multi-functional self-defense device that generates a high voltage.]

- DO NOT get the stun gun in direct contact with or direct (fire) the stun gun at the human body, especially the head, the eyes, the nose, the mouth, any other parts of the face, the neck, or the vital points.
- [TENZ] The direct contact of the stun gun with the human body may cause instant electric shock and other personal injuries. DO NOT allow the mentally or physically disadvantaged person (including the ages, expectant mothers, and children) to use the Product
- The spark vulnerability of the stun gun, the firing pin, and the terminal is influenced by high humidity, static electricity, and dust. Please pay attention to the user environment (snow, rain), the weather (high temperature, high humidity) and the storage place (cool place).
- The Company recommends that you use the Product only for your protection when you are in need of protecting your life, preventing accidents or protecting your body from being injured in an emergency. The Company shall not be responsible for any damage caused by improper use or handling of the stun gun by the user.

Battery used in the Product - designed in consideration of the protection against safety accidents

During the Li-Ion battery of the Product (the rated output of DC5V) being charged or your Smartphone being charged with the auxiliary battery, none of the Product functions (the stun gun, the flash, the alarm) will be enabled

- Please turn on the S/W "ON" for the battery check-up.
- The LED will blink 10 times when the battery is short of power.
- Please power off before you recharge it.
- For the safety, it is not supposed to be activated during the power recharge.
- The LED signal will stop when it's fully recharged.

[Safety Precautions - General]

- Observe these instructions for your safety and to prevent damage to your property.
- Please read these instructions before use for proper operation of the Product.
- Some of the instructions herein may apply to specific products only.
- The term "Product" in the context of these instructions refer to the standard package comprising the stun gun, the alarm, the battery, and the charging cable as well as the authentic optional parts provided with the Product.

[Alarm] Safety Precautions

[The Product is a multi-functional self-defense device giving an audible alarm of about 90dB (*based on a short distance).]

- Do not have the alarm sound near the head, the face, or the ear.
- The sound level of the alarm is about 90dB, ideal to get attention from people at a distance in an emergency (by letting them know of your location and the place). DO NOT allow the mentally or physically disadvantaged person (including the ages, expectant mothers, and children) to use the Product.
- The sound level of the alarm may vary depending on the surrounding environment and the user's hearing power.
- The Company shall not be held liable for disadvantages arising from the user's abuse or mishandling of the Product.

[LED Flashlight] Caution in Use

[TENZ is a multi-functional self-defense device giving out a flashlight/ for rescue.]

- Do not point the flashlight toward people and animals' bodies, head, or face (eye).
- The brightness of the light differs depending on the battery level of the LED flashlight, the ambient light (brightness), or the eyesight of the user.
- It can be used as a temporary lamp in disaster and accident scenes.
- The Company shall not be held liable for disadvantages arising from the user's abuse or mishandling of the LED flashlight.
- ◆ Please use the accessories and parts as supplied or approved by 247Korea.
- Failure to do so may shorten the life of the Product, cause the Product to malfunction, or cause overheat, fire, explosion, or injury.
- Use only the battery and charging cable approved by 247Korea. Failure to do so may result in injuries or product malfunction.
- Use of accessories not authorized by 247Korea may jeopardize user safety, and 247Korea shall not be held responsible for any damage arising from the use of unauthorized accessories by the user.

[Auxiliary Battery] Caution in Use

[The Product is a multi-functional self-defense device with the built-in 1100mAh Li-Ion battery which can also be used as a spare battery to recharge your Smartphone.]

- Please unlock it before recharging. 🔒

[Warning: May cause overheat, fire, or explosion.]

- If sucked or bitten by children or pets
- If submerged in water or the battery terminal being in contact with metals or metallic fibre
- If exposed to severe impact, dent, or heat.

[Caution in Use]

- The battery life shortens over time as it is a consumable item. The battery at the end of its service life must be replaced with a newly purchased one. No A/S service is available for matters related to discharged batteries. (*Warranty Period for the Battery: 6 months from the date of purchase) Always use the authentic battery recharger as specified in the User Manual.
- Store the Product indoor at the temperatures of 0~40°C. Replace the battery if the Product performance has dropped by more than half the level when new or the battery pack is swollen. (*Always use the authentic parts.)

- 1 Connect the Micro 5Pin USB cable to the USB recharging adapter.
- 2 Plug it on the connector jack at the exterior of the Product.

◆ Turn the power of the Product off.

- Do not remove the battery if you are in a place exposed to explosions, but turn the power of the Product off.
- Observe the regulations, instructions, and signals in the place vulnerable to explosions
- Do not use the Product while filling the car
- Do not store or transport the Product and the accessories with flammable or explosive liquids or gases.
- Set to Lock when the Product malfunctions. If the stun gun is not turned off, set the Lock function to "Lock." 🔒

- ◆ If you experience any abnormality with the Product during use, such as unusual smell, noise, and smoke, stop using the Product immediately and contact the Service Center of 247Korea.
- The battery may explode or catch fire

[FCC Certification Requirements]

This device complies with Part 15 of the FCC Rules. Operation is subject to the following two conditions: (1) this device may not cause harmful interference, and (2) this device must accept any interference received, including interference that may cause undesired operation. Note:

This equipment has been tested and found to comply with the limits for a class B digital device, pursuant to Part 15 of the FCC Rules. These limits are designed to provide reasonable protection against harmful interference in a residential installation. This equipment generates, uses and can radiate radio frequency energy and if not installed and used in accordance with the instructions, may cause harmful interference to radio communications. However, there is no guarantee that interference will not occur in a particular installation. If this equipment does cause harmful interference to radio or television reception, which can be determined by turning the equipment off and on, the user is encouraged to try to correct the interference by one or more of the following measures: -Reorient or relocate the receiving antenna -Increase the separation between the equipment and receiver -Connect the equipment into an outlet on a circuit different from that to which the receiver is connected -Consult the dealer or an experienced radio/TV technician for help. CAUTION: Changes or modifications not expressly approved by the party responsible for compliance could void the user's authority to operate the equipment.