

### EUT Photos (Model: VICE LTE)




EUT Antenna Locations




### SAR Test Setup Photos

#### Head




Right Cheek



Right Tilted




Left Cheek




Left Tilted


#### Body



Front side (10mm)



Back side(10mm)



Top side(10mm)




Bottom side(10mm)



Left side(10mm)



Right side(10mm)



Back side with headset(10mm)

**EUT holder Perturbation Evaluation Test Setup Photos**

DUT with device holder (DUT direct contact with the phantom)



DUT without device holder (DUT direct contact with the phantom)