



REPORT No.: SZ25030003S02

Annex C Plots of T-Coil Test Results

T-Coil Signal Test Report

Measurement performed on March 18, 2025 at 11:43

Device Under Test

Manufacturer	Model	Dimensions [mm]	Speaker Position [mm]
		146.2 x 71.8 x 7.5	144.3

Hardware Setup

Probe Name	Probe Calibration Date	DAE Name	DAE Calibration Date
AM1DV3 - 1048	October 23, 2024	DAE4 Sn480	November 11, 2024

Communication Systems

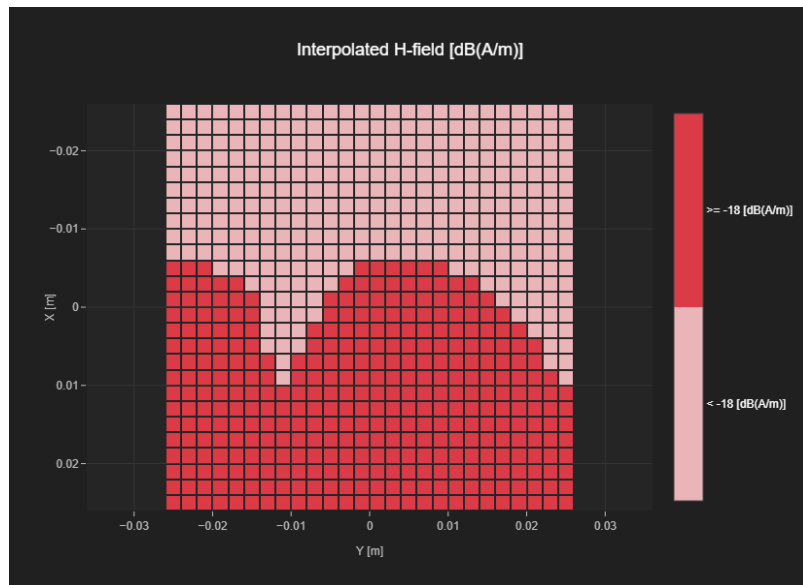
Band Name	Communication Systems Name	Channel	Frequency [MHz]
GSM 850	GSM-FDD (TDMA, GMSK)	189	836.4

Grid Settings

Extent X [mm]	Extent Y [mm]	Step X [mm]	Step Y [mm]	Distance [mm]
52.0	52.0	4.0	4.0	10.0

Results

Audio File	Measurement Duration [s]	Gain [dB]	Hmax [dB(A/m)]
48k_voice_1kHz_1s.wav	2.0	-12.03	2.97



T-Coil Noise Test Report

Measurement performed on March 18, 2025 at 11:33

Device Under Test

Manufacturer	Model	Dimensions [mm]	Speaker Position [mm]
		146.2 x 71.8 x 7.5	144.3

Hardware Setup

Probe Name	Probe Calibration Date	DAE Name	DAE Calibration Date
AM1DV3 - 1048	October 23, 2024	DAE4 Sn480	November 11, 2024

Communication Systems

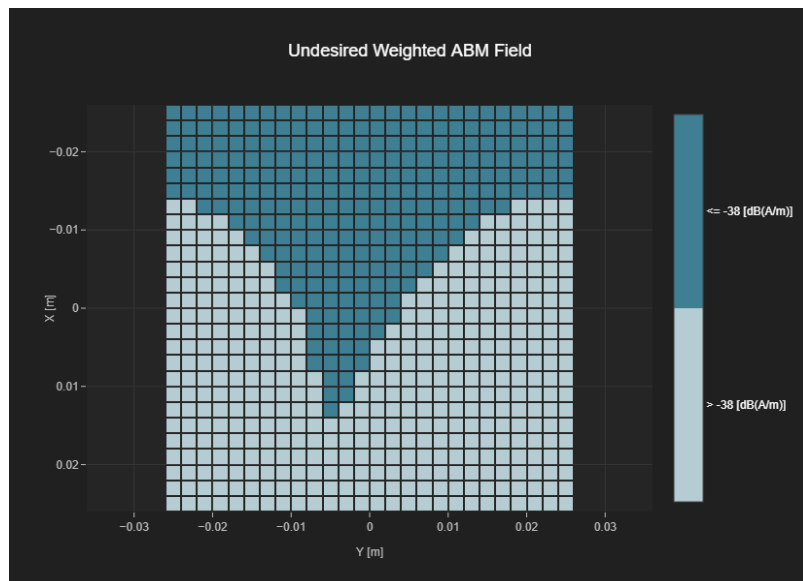
Band Name	Communication Systems Name	Channel	Frequency [MHz]
GSM 850	GSM-FDD (TDMA, GMSK)	189	836.4

Grid Settings

Extent X [mm]	Extent Y [mm]	Step X [mm]	Step Y [mm]	Distance [mm]
52.0	52.0	4.0	4.0	10.0

Results

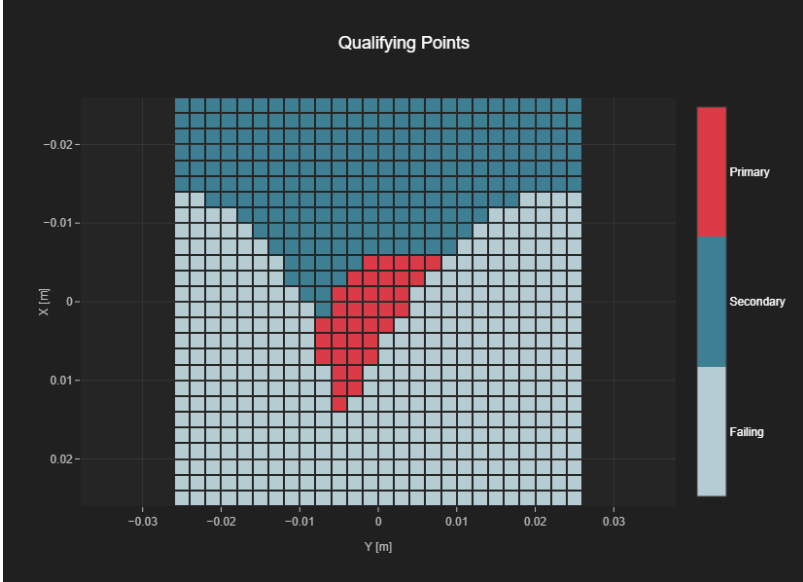
Secondary Group Point Count	Secondary Group Max Longitudinal	Secondary Group Max Transverse	Hmax [dB(A/m)]
268	20	26	-10.66



T-Coil Coupling Mode Test Report

Results

Primary Group Contiguous Point Count	Secondary Group Point Count	Secondary Group Max Longitudinal	Secondary Group Max Transverse
38	268	20	26



T-Coil Signal Test Report

Measurement performed on March 18, 2025 at 11:43

Device Under Test

Manufacturer	Model	Dimensions [mm]	Speaker Position [mm]
		146.2 x 71.8 x 7.5	144.3

Hardware Setup

Probe Name	Probe Calibration Date	DAE Name	DAE Calibration Date
AM1DV3 - 1048	October 23, 2024	DAE4 Sn480	November 11, 2024

Communication Systems

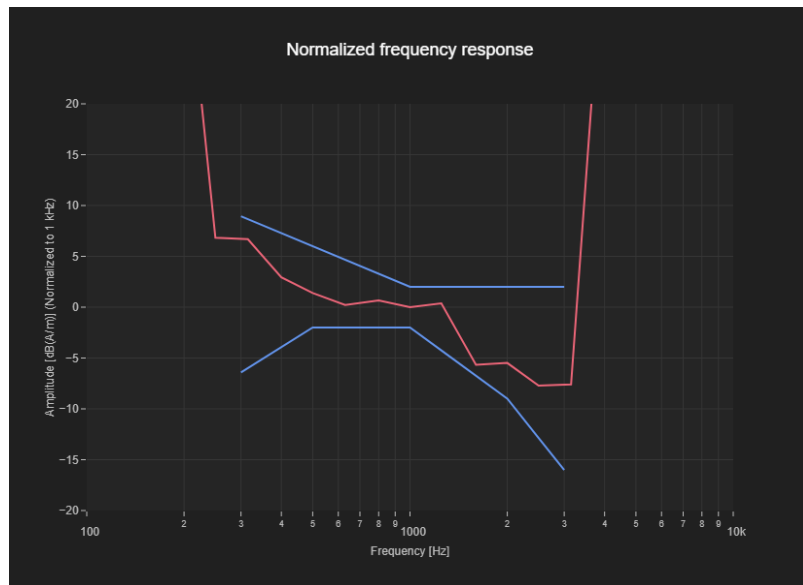
Band Name	Communication Systems Name	Channel	Frequency [MHz]
GSM 850	GSM-FDD (TDMA, GMSK)	189	836.4

Grid Settings

Extent X [mm]	Extent Y [mm]	Step X [mm]	Step Y [mm]	Distance [mm]
52.0	52.0	4.0	4.0	10.0

Results

Audio File	Measurement Duration [s]	Margin Upper Bound [dB]	Margin Lower Bound [dB]
48k_voice_300-3000_2s.wav	2.0	1.62	1.07



T-Coil Signal Test Report

Measurement performed on March 06, 2025 at 22:54

Device Under Test

Manufacturer	Model	Dimensions [mm]	Speaker Position [mm]
		146.2 x 71.8 x 7.5	144.3

Hardware Setup

Probe Name	Probe Calibration Date	DAE Name	DAE Calibration Date
AM1DV3 - 1048	October 23, 2024	DAE4 Sn480	November 11, 2024

Communication Systems

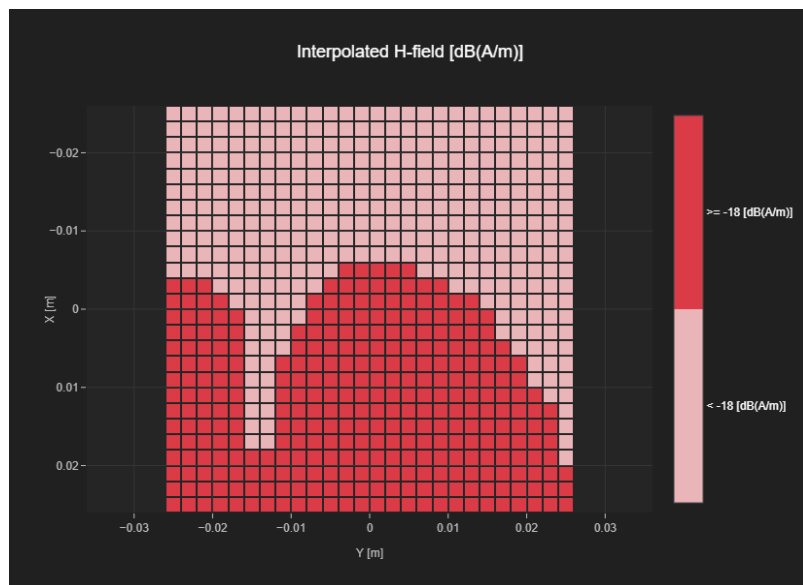
Band Name	Communication Systems Name	Channel	Frequency [MHz]
PCS 1900	GSM-FDD (TDMA, GMSK)	661	1880.0

Grid Settings

Extent X [mm]	Extent Y [mm]	Step X [mm]	Step Y [mm]	Distance [mm]
52.0	52.0	4.0	4.0	10.0

Results

Audio File	Measurement Duration [s]	Gain [dB]	Hmax [dB(A/m)]
48k_voice_1kHz_1s.wav	2.0	-12.03	2.32



T-Coil Noise Test Report

Measurement performed on March 06, 2025 at 23:13

Device Under Test

Manufacturer	Model	Dimensions [mm]	Speaker Position [mm]
		146.2 x 71.8 x 7.5	144.3

Hardware Setup

Probe Name	Probe Calibration Date	DAE Name	DAE Calibration Date
AM1DV3 - 1048	October 23, 2024	DAE4 Sn480	November 11, 2024

Communication Systems

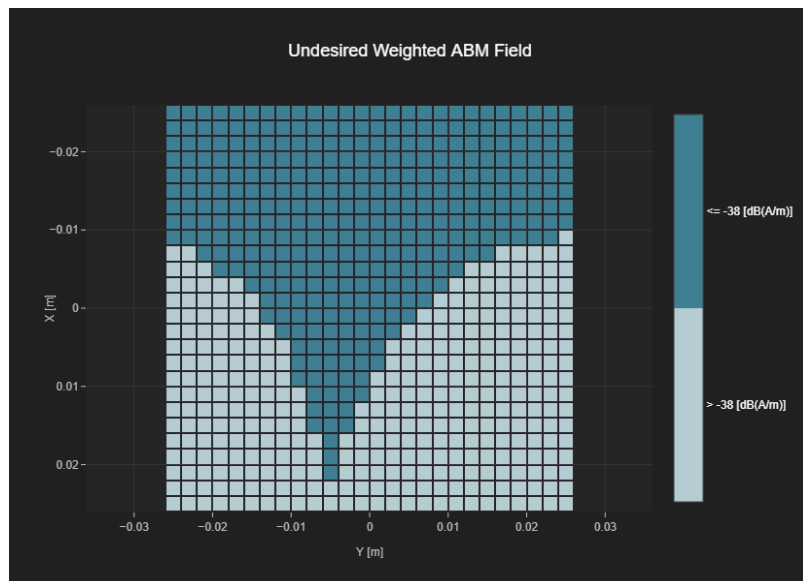
Band Name	Communication Systems Name	Channel	Frequency [MHz]
PCS 1900	GSM-FDD (TDMA, GMSK)	661	1880.0

Grid Settings

Extent X [mm]	Extent Y [mm]	Step X [mm]	Step Y [mm]	Distance [mm]
52.0	52.0	4.0	4.0	10.0

Results

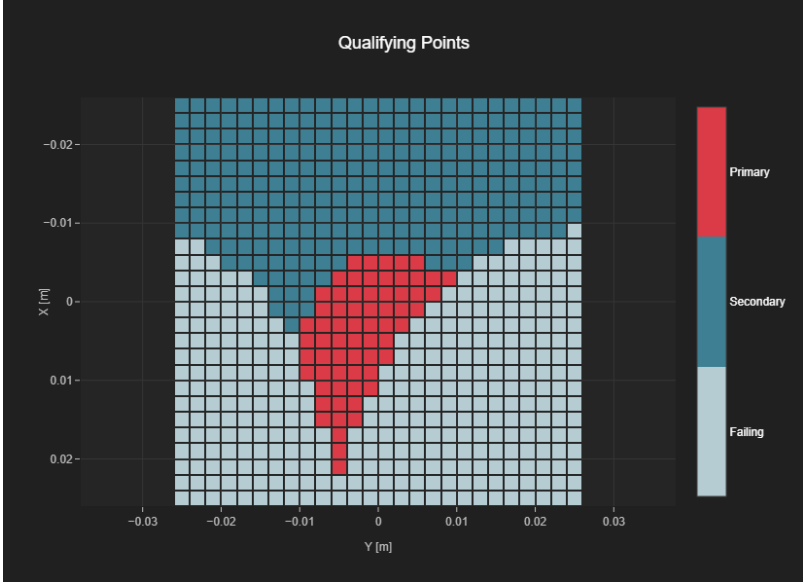
Secondary Group Point Count	Secondary Group Max Longitudinal	Secondary Group Max Transverse	Hmax [dB(A/m)]
340	24	26	-13.72



T-Coil Coupling Mode Test Report

Results

Primary Group Contiguous Point Count	Secondary Group Point Count	Secondary Group Max Longitudinal	Secondary Group Max Transverse
65	340	24	26



T-Coil Signal Test Report

Measurement performed on March 06, 2025 at 22:54

Device Under Test

Manufacturer	Model	Dimensions [mm]	Speaker Position [mm]
		146.2 x 71.8 x 7.5	144.3

Hardware Setup

Probe Name	Probe Calibration Date	DAE Name	DAE Calibration Date
AM1DV3 - 1048	October 23, 2024	DAE4 Sn480	November 11, 2024

Communication Systems

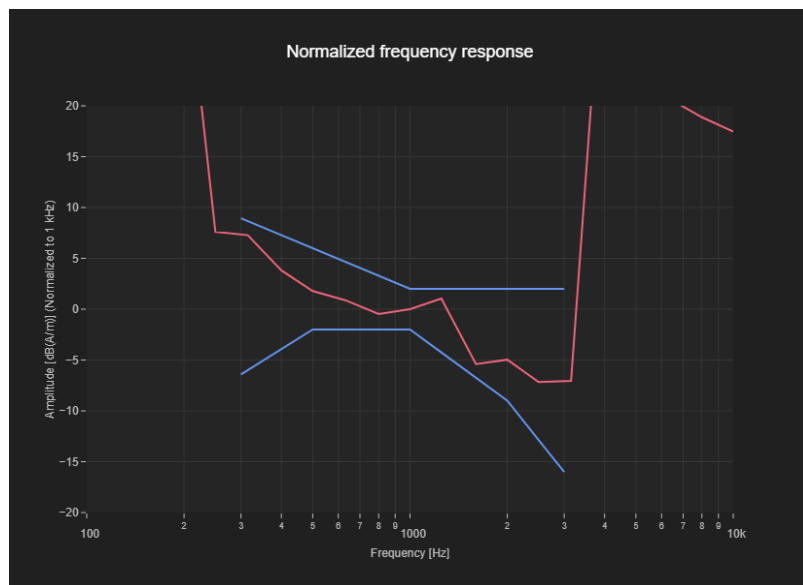
Band Name	Communication Systems Name	Channel	Frequency [MHz]
PCS 1900	GSM-FDD (TDMA, GMSK)	661	1880.0

Grid Settings

Extent X [mm]	Extent Y [mm]	Step X [mm]	Step Y [mm]	Distance [mm]
52.0	52.0	4.0	4.0	10.0

Results

Audio File	Measurement Duration [s]	Margin Upper Bound [dB]	Margin Lower Bound [dB]
48k_voice_300-3000_2s.wav	2.0	0.96	1.35



T-Coil Signal Test Report

Measurement performed on March 06, 2025 at 23:31

Device Under Test

Manufacturer	Model	Dimensions [mm]	Speaker Position [mm]
		146.2 x 71.8 x 7.5	144.3

Hardware Setup

Probe Name	Probe Calibration Date	DAE Name	DAE Calibration Date
AM1DV3 - 1048	October 23, 2024	DAE4 Sn480	November 11, 2024

Communication Systems

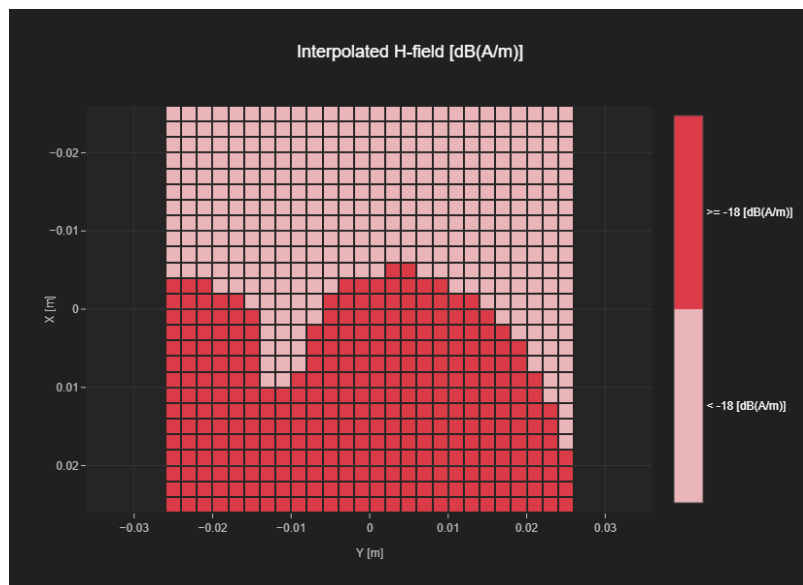
Band Name	Communication Systems Name	Channel	Frequency [MHz]
Band 2	UMTS-FDD (WCDMA, AMR)	9400	1880.0

Grid Settings

Extent X [mm]	Extent Y [mm]	Step X [mm]	Step Y [mm]	Distance [mm]
52.0	52.0	4.0	4.0	10.0

Results

Audio File	Measurement Duration [s]	Gain [dB]	Hmax [dB(A/m)]
48k_voice_1kHz_1s.wav	2.0	-12.03	2.54



T-Coil Noise Test Report

Measurement performed on March 06, 2025 at 23:43

Device Under Test

Manufacturer	Model	Dimensions [mm]	Speaker Position [mm]
		146.2 x 71.8 x 7.5	144.3

Hardware Setup

Probe Name	Probe Calibration Date	DAE Name	DAE Calibration Date
AM1DV3 - 1048	October 23, 2024	DAE4 Sn480	November 11, 2024

Communication Systems

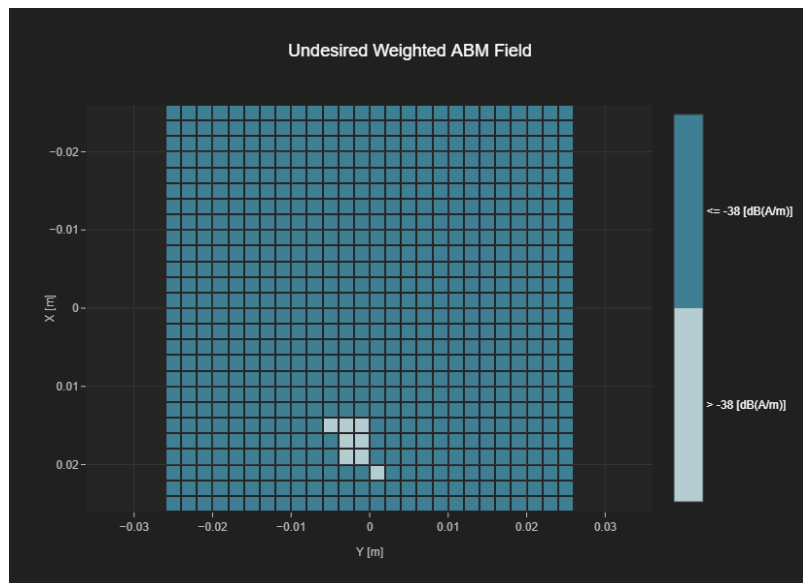
Band Name	Communication Systems Name	Channel	Frequency [MHz]
Band 2	UMTS-FDD (WCDMA, AMR)	9400	1880.0

Grid Settings

Extent X [mm]	Extent Y [mm]	Step X [mm]	Step Y [mm]	Distance [mm]
52.0	52.0	4.0	4.0	10.0

Results

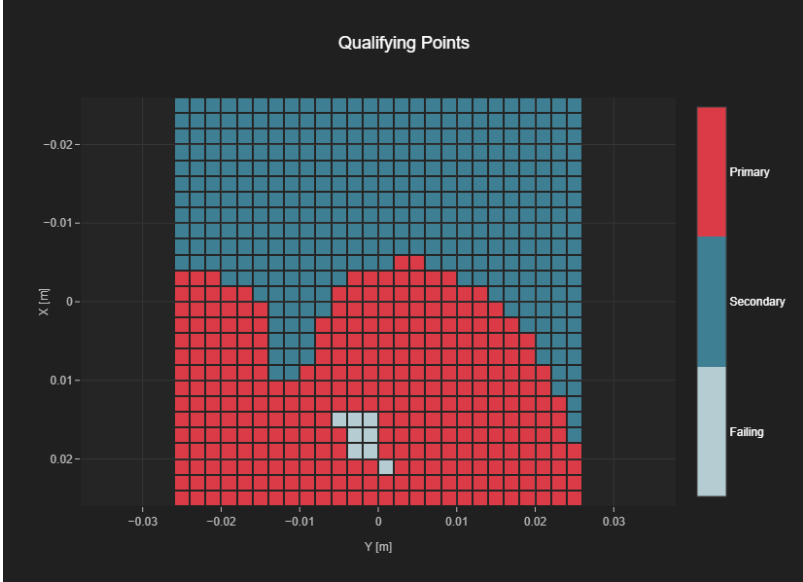
Secondary Group Point Count	Secondary Group Max Longitudinal	Secondary Group Max Transverse	Hmax [dB(A/m)]
668	26	26	-35.49



T-Coil Coupling Mode Test Report

Results

Primary Group Contiguous Point Count	Secondary Group Point Count	Secondary Group Max Longitudinal	Secondary Group Max Transverse
320	668	26	26



T-Coil Signal Test Report

Measurement performed on March 06, 2025 at 23:31

Device Under Test

Manufacturer	Model	Dimensions [mm]	Speaker Position [mm]
		146.2 x 71.8 x 7.5	144.3

Hardware Setup

Probe Name	Probe Calibration Date	DAE Name	DAE Calibration Date
AM1DV3 - 1048	October 23, 2024	DAE4 Sn480	November 11, 2024

Communication Systems

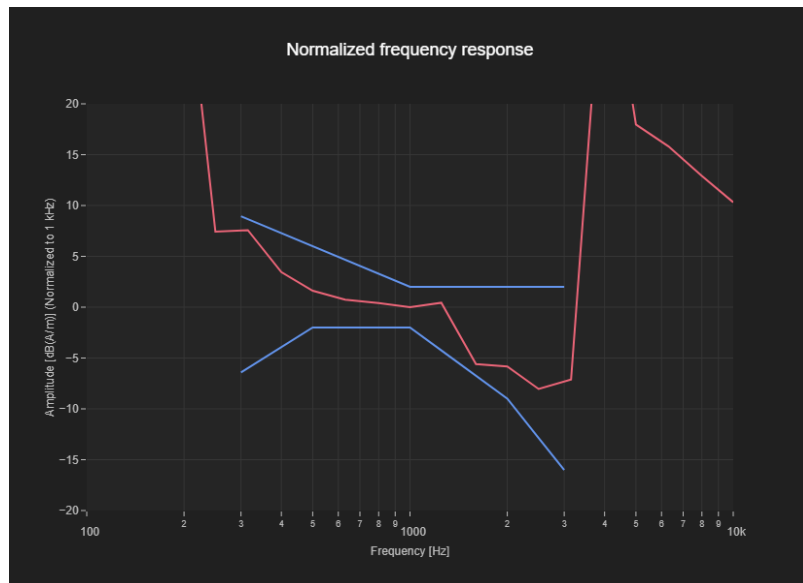
Band Name	Communication Systems Name	Channel	Frequency [MHz]
Band 2	UMTS-FDD (WCDMA, AMR)	9400	1880.0

Grid Settings

Extent X [mm]	Extent Y [mm]	Step X [mm]	Step Y [mm]	Distance [mm]
52.0	52.0	4.0	4.0	10.0

Results

Audio File	Measurement Duration [s]	Margin Upper Bound [dB]	Margin Lower Bound [dB]
48k_voice_300-3000_2s.wav	2.0	1.4	1.15



T-Coil Signal Test Report

Measurement performed on March 07, 2025 at 00:02

Device Under Test

Manufacturer	Model	Dimensions [mm]	Speaker Position [mm]
		146.2 x 71.8 x 7.5	144.3

Hardware Setup

Probe Name	Probe Calibration Date	DAE Name	DAE Calibration Date
AM1DV3 - 1048	October 23, 2024	DAE4 Sn480	November 11, 2024

Communication Systems

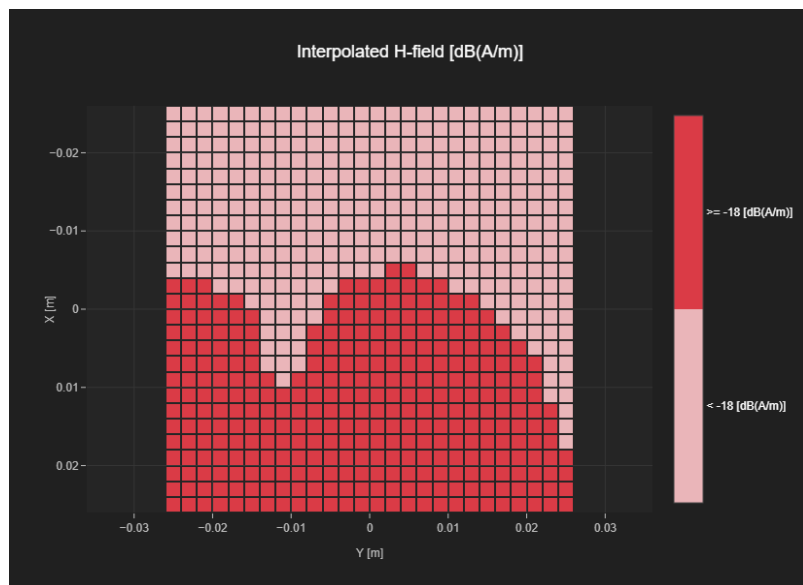
Band Name	Communication Systems Name	Channel	Frequency [MHz]
Band 4	UMTS-FDD (WCDMA, AMR)	1413	1732.6

Grid Settings

Extent X [mm]	Extent Y [mm]	Step X [mm]	Step Y [mm]	Distance [mm]
52.0	52.0	4.0	4.0	10.0

Results

Audio File	Measurement Duration [s]	Gain [dB]	Hmax [dB(A/m)]
48k_voice_1kHz_1s.wav	2.0	-12.03	2.39



T-Coil Noise Test Report

Measurement performed on March 07, 2025 at 00:12

Device Under Test

Manufacturer	Model	Dimensions [mm]	Speaker Position [mm]
		146.2 x 71.8 x 7.5	144.3

Hardware Setup

Probe Name	Probe Calibration Date	DAE Name	DAE Calibration Date
AM1DV3 - 1048	October 23, 2024	DAE4 Sn480	November 11, 2024

Communication Systems

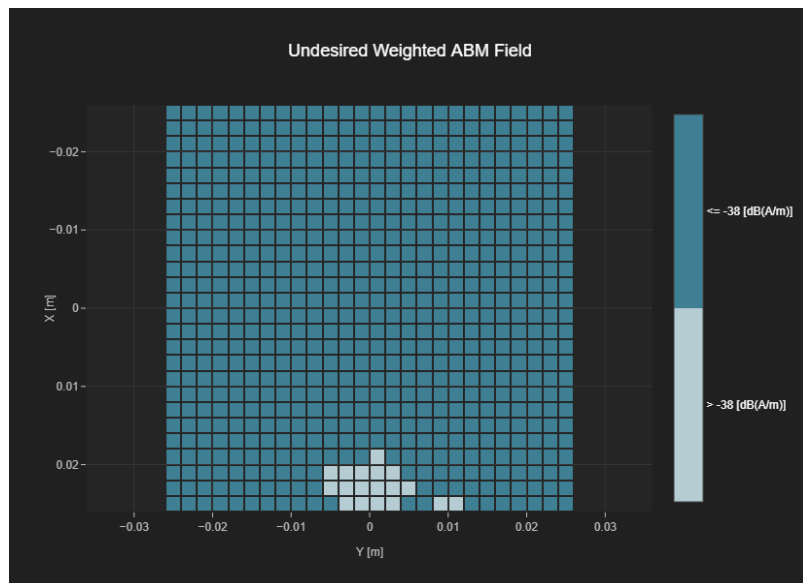
Band Name	Communication Systems Name	Channel	Frequency [MHz]
Band 4	UMTS-FDD (WCDMA, AMR)	1413	1732.6

Grid Settings

Extent X [mm]	Extent Y [mm]	Step X [mm]	Step Y [mm]	Distance [mm]
52.0	52.0	4.0	4.0	10.0

Results

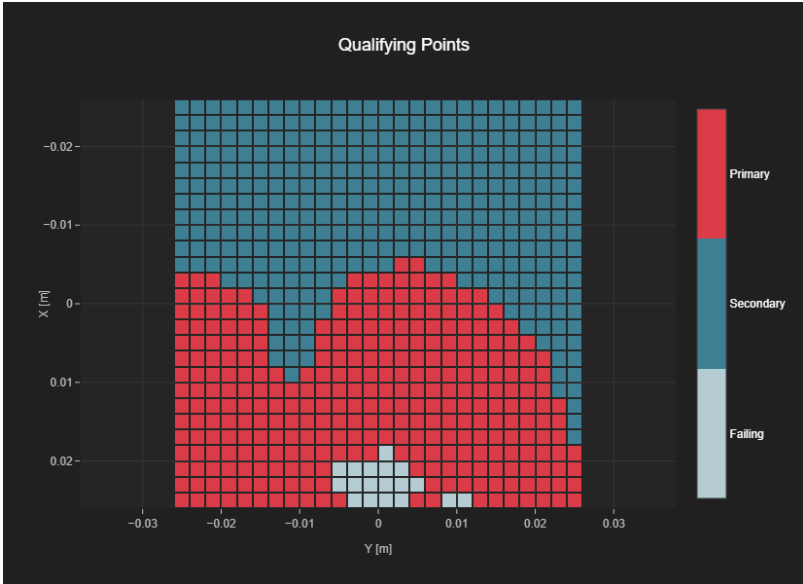
Secondary Group Point Count	Secondary Group Max Longitudinal	Secondary Group Max Transverse	Hmax [dB(A/m)]
658	26	26	-32.76



T-Coil Coupling Mode Test Report

Results

Primary Group Contiguous Point Count	Secondary Group Point Count	Secondary Group Max Longitudinal	Secondary Group Max Transverse
312	658	26	26



T-Coil Signal Test Report

Measurement performed on March 07, 2025 at 00:02

Device Under Test

Manufacturer	Model	Dimensions [mm]	Speaker Position [mm]
		146.2 x 71.8 x 7.5	144.3

Hardware Setup

Probe Name	Probe Calibration Date	DAE Name	DAE Calibration Date
AM1DV3 - 1048	October 23, 2024	DAE4 Sn480	November 11, 2024

Communication Systems

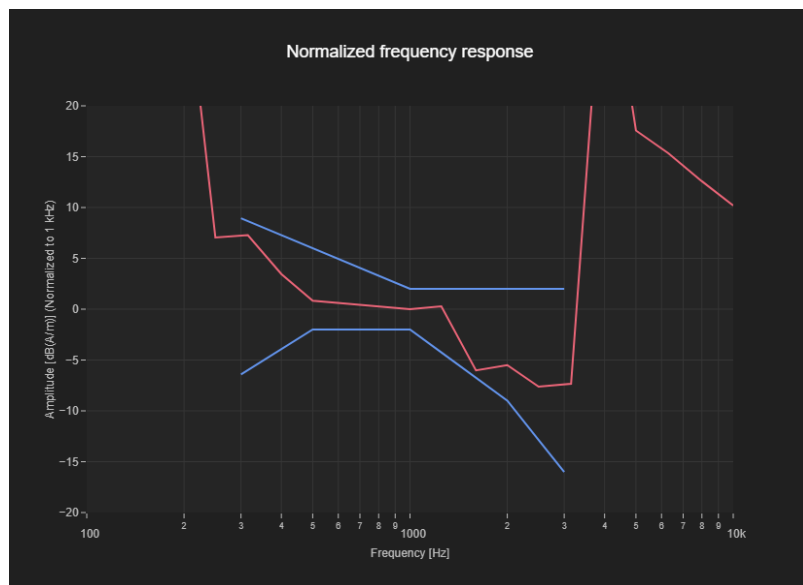
Band Name	Communication Systems Name	Channel	Frequency [MHz]
Band 4	UMTS-FDD (WCDMA, AMR)	1413	1732.6

Grid Settings

Extent X [mm]	Extent Y [mm]	Step X [mm]	Step Y [mm]	Distance [mm]
52.0	52.0	4.0	4.0	10.0

Results

Audio File	Measurement Duration [s]	Margin Upper Bound [dB]	Margin Lower Bound [dB]
48k_voice_300-3000_2s.wav	2.0	1.72	0.73



T-Coil Signal Test Report

Measurement performed on March 07, 2025 at 00:25

Device Under Test

Manufacturer	Model	Dimensions [mm]	Speaker Position [mm]
		146.2 x 71.8 x 7.5	144.3

Hardware Setup

Probe Name	Probe Calibration Date	DAE Name	DAE Calibration Date
AM1DV3 - 1048	October 23, 2024	DAE4 Sn480	November 11, 2024

Communication Systems

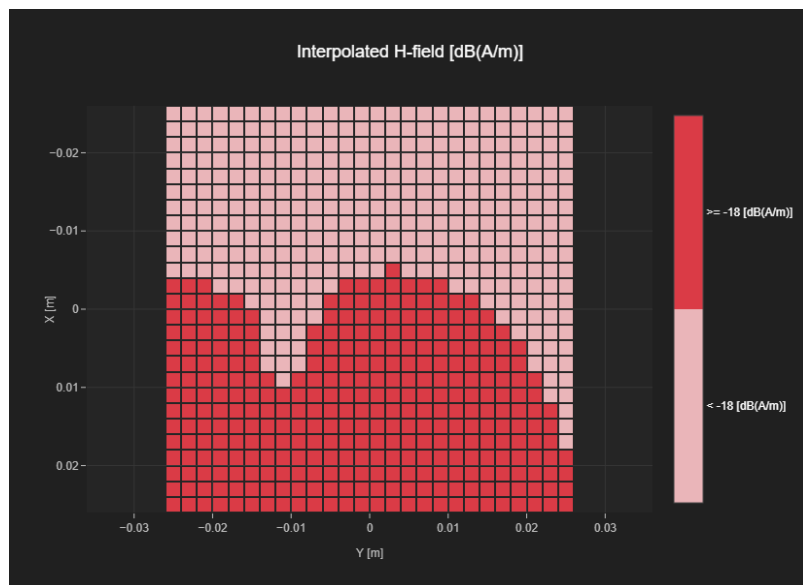
Band Name	Communication Systems Name	Channel	Frequency [MHz]
Band 5	UMTS-FDD (WCDMA, AMR)	4182	836.4

Grid Settings

Extent X [mm]	Extent Y [mm]	Step X [mm]	Step Y [mm]	Distance [mm]
52.0	52.0	4.0	4.0	10.0

Results

Audio File	Measurement Duration [s]	Gain [dB]	Hmax [dB(A/m)]
48k_voice_1kHz_1s.wav	2.0	-12.03	2.52



T-Coil Noise Test Report

Measurement performed on March 07, 2025 at 00:35

Device Under Test

Manufacturer	Model	Dimensions [mm]	Speaker Position [mm]
		146.2 x 71.8 x 7.5	144.3

Hardware Setup

Probe Name	Probe Calibration Date	DAE Name	DAE Calibration Date
AM1DV3 - 1048	October 23, 2024	DAE4 Sn480	November 11, 2024

Communication Systems

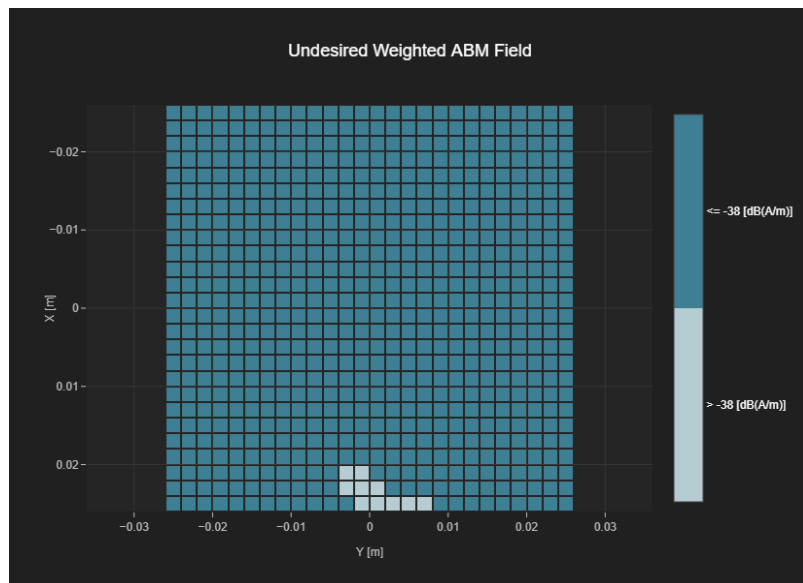
Band Name	Communication Systems Name	Channel	Frequency [MHz]
Band 5	UMTS-FDD (WCDMA, AMR)	4182	836.4

Grid Settings

Extent X [mm]	Extent Y [mm]	Step X [mm]	Step Y [mm]	Distance [mm]
52.0	52.0	4.0	4.0	10.0

Results

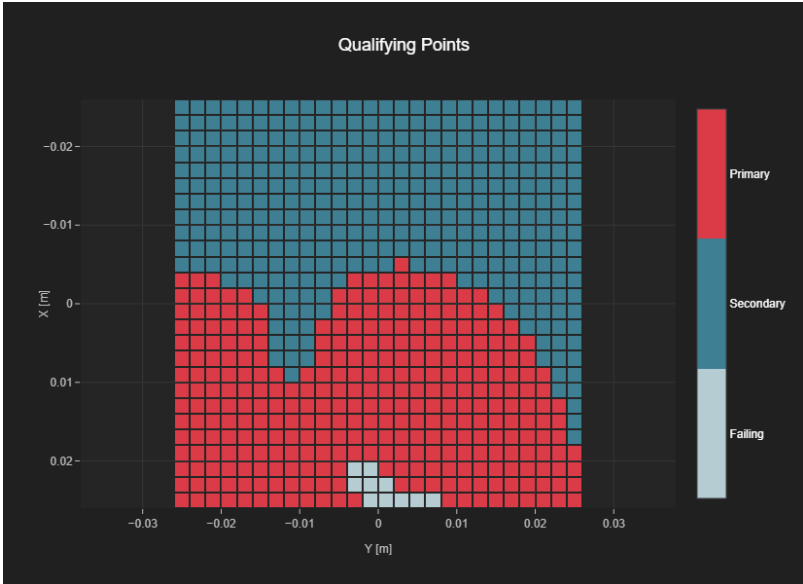
Secondary Group Point Count	Secondary Group Max Longitudinal	Secondary Group Max Transverse	Hmax [dB(A/m)]
666	26	26	-36.61



T-Coil Coupling Mode Test Report

Results

Primary Group Contiguous Point Count	Secondary Group Point Count	Secondary Group Max Longitudinal	Secondary Group Max Transverse
318	666	26	26



T-Coil Signal Test Report

Measurement performed on March 07, 2025 at 00:25

Device Under Test

Manufacturer	Model	Dimensions [mm]	Speaker Position [mm]
		146.2 x 71.8 x 7.5	144.3

Hardware Setup

Probe Name	Probe Calibration Date	DAE Name	DAE Calibration Date
AM1DV3 - 1048	October 23, 2024	DAE4 Sn480	November 11, 2024

Communication Systems

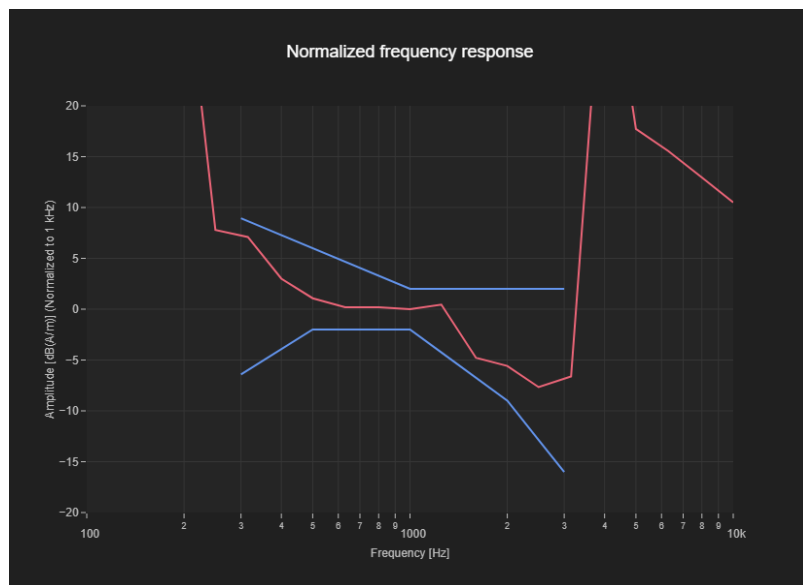
Band Name	Communication Systems Name	Channel	Frequency [MHz]
Band 5	UMTS-FDD (WCDMA, AMR)	4182	836.4

Grid Settings

Extent X [mm]	Extent Y [mm]	Step X [mm]	Step Y [mm]	Distance [mm]
52.0	52.0	4.0	4.0	10.0

Results

Audio File	Measurement Duration [s]	Margin Upper Bound [dB]	Margin Lower Bound [dB]
48k_voice_300-3000_2s.wav	2.0	1.55	1.97



T-Coil Signal Test Report

Measurement performed on March 06, 2025 at 18:49

Device Under Test

Manufacturer	Model	Dimensions [mm]	Speaker Position [mm]
		146.2 x 71.8 x 7.5	144.3

Hardware Setup

Probe Name	Probe Calibration Date	DAE Name	DAE Calibration Date
AM1DV3 - 1048	October 23, 2024	DAE4 Sn480	November 11, 2024

Communication Systems

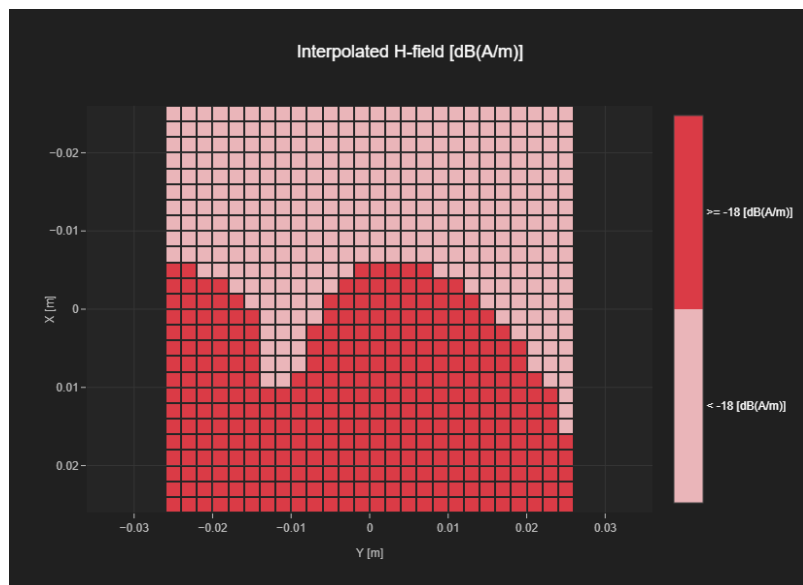
Band Name	Communication Systems Name	Channel	Frequency [MHz]
Band 2	LTE-FDD (SC-FDMA, 1 RB, 20 MHz, QPSK)	18900	1880.0

Grid Settings

Extent X [mm]	Extent Y [mm]	Step X [mm]	Step Y [mm]	Distance [mm]
52.0	52.0	4.0	4.0	10.0

Results

Audio File	Measurement Duration [s]	Gain [dB]	Hmax [dB(A/m)]
48k_voice_1kHz_1s.wav	2.0	-12.03	2.07



T-Coil Noise Test Report

Measurement performed on March 06, 2025 at 18:25

Device Under Test

Manufacturer	Model	Dimensions [mm]	Speaker Position [mm]
		146.2 x 71.8 x 7.5	144.3

Hardware Setup

Probe Name	Probe Calibration Date	DAE Name	DAE Calibration Date
AM1DV3 - 1048	October 23, 2024	DAE4 Sn480	November 11, 2024

Communication Systems

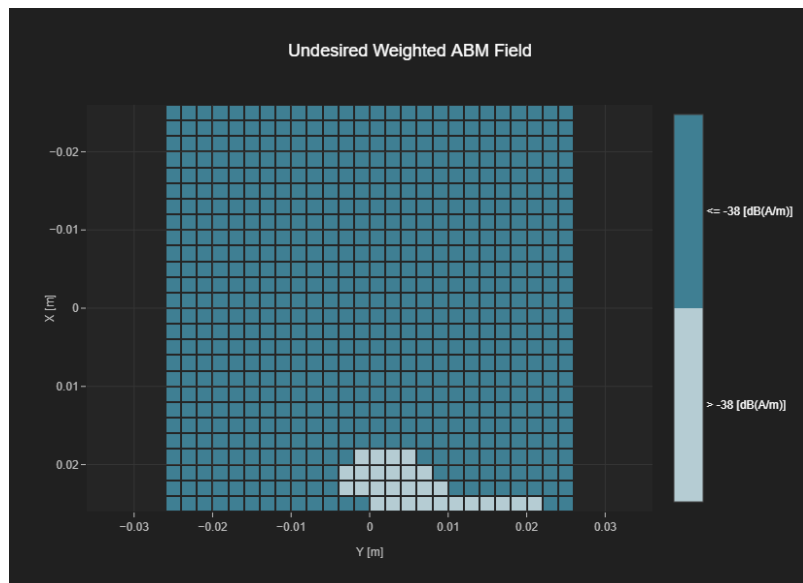
Band Name	Communication Systems Name	Channel	Frequency [MHz]
Band 2	LTE-FDD (SC-FDMA, 1 RB, 20 MHz, QPSK)	18900	1880.0

Grid Settings

Extent X [mm]	Extent Y [mm]	Step X [mm]	Step Y [mm]	Distance [mm]
52.0	52.0	4.0	4.0	10.0

Results

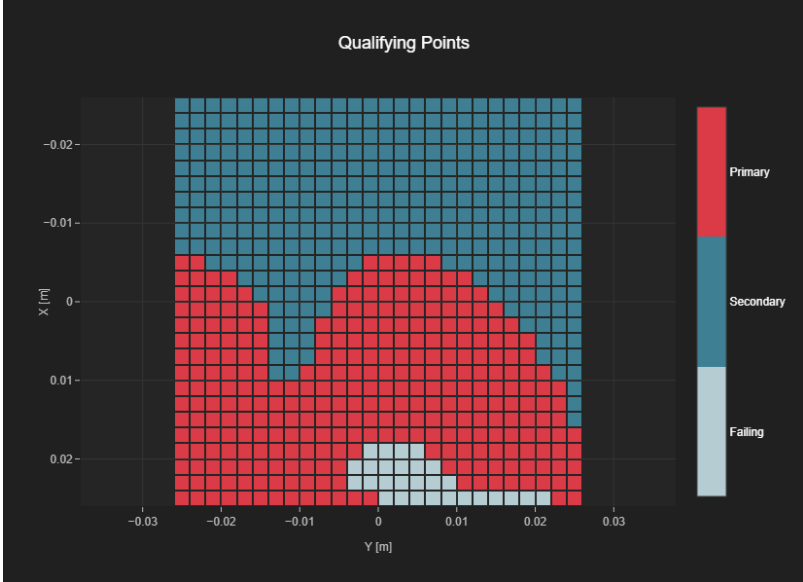
Secondary Group Point Count	Secondary Group Max Longitudinal	Secondary Group Max Transverse	Hmax [dB(A/m)]
648	26	26	-33.98



T-Coil Coupling Mode Test Report

Results

Primary Group Contiguous Point Count	Secondary Group Point Count	Secondary Group Max Longitudinal	Secondary Group Max Transverse
309	648	26	26



T-Coil Signal Test Report

Measurement performed on March 06, 2025 at 18:49

Device Under Test

Manufacturer	Model	Dimensions [mm]	Speaker Position [mm]
		146.2 x 71.8 x 7.5	144.3

Hardware Setup

Probe Name	Probe Calibration Date	DAE Name	DAE Calibration Date
AM1DV3 - 1048	October 23, 2024	DAE4 Sn480	November 11, 2024

Communication Systems

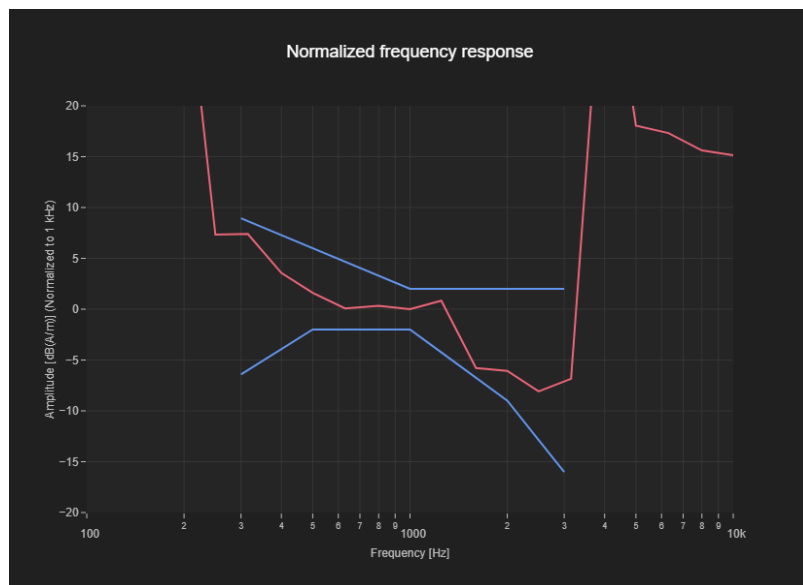
Band Name	Communication Systems Name	Channel	Frequency [MHz]
Band 2	LTE-FDD (SC-FDMA, 1 RB, 20 MHz, QPSK)	18900	1880.0

Grid Settings

Extent X [mm]	Extent Y [mm]	Step X [mm]	Step Y [mm]	Distance [mm]
52.0	52.0	4.0	4.0	10.0

Results

Audio File	Measurement Duration [s]	Margin Upper Bound [dB]	Margin Lower Bound [dB]
48k_voice_300-3000_2s.wav	2.0	1.16	0.96



T-Coil Signal Test Report

Measurement performed on March 06, 2025 at 19:57

Device Under Test

Manufacturer	Model	Dimensions [mm]	Speaker Position [mm]
		146.2 x 71.8 x 7.5	144.3

Hardware Setup

Probe Name	Probe Calibration Date	DAE Name	DAE Calibration Date
AM1DV3 - 1048	October 23, 2024	DAE4 Sn480	November 11, 2024

Communication Systems

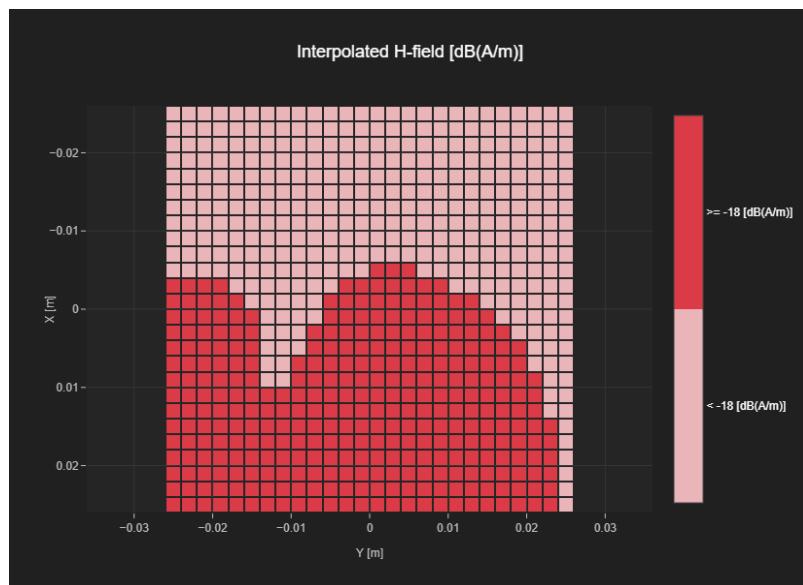
Band Name	Communication Systems Name	Channel	Frequency [MHz]
Band 5	LTE-FDD (SC-FDMA, 1 RB, 10 MHz, QPSK)	20525	836.5

Grid Settings

Extent X [mm]	Extent Y [mm]	Step X [mm]	Step Y [mm]	Distance [mm]
52.0	52.0	4.0	4.0	10.0

Results

Audio File	Measurement Duration [s]	Gain [dB]	Hmax [dB(A/m)]
48k_voice_1kHz_1s.wav	2.0	-12.03	1.55



T-Coil Noise Test Report

Measurement performed on March 06, 2025 at 19:16

Device Under Test

Manufacturer	Model	Dimensions [mm]	Speaker Position [mm]
		146.2 x 71.8 x 7.5	144.3

Hardware Setup

Probe Name	Probe Calibration Date	DAE Name	DAE Calibration Date
AM1DV3 - 1048	October 23, 2024	DAE4 Sn480	November 11, 2024

Communication Systems

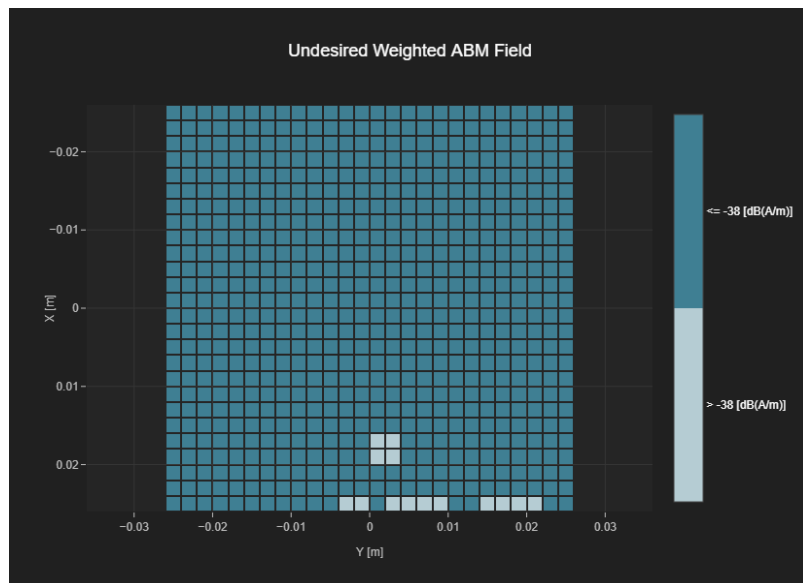
Band Name	Communication Systems Name	Channel	Frequency [MHz]
Band 5	LTE-FDD (SC-FDMA, 1 RB, 10 MHz, QPSK)	20525	836.5

Grid Settings

Extent X [mm]	Extent Y [mm]	Step X [mm]	Step Y [mm]	Distance [mm]
52.0	52.0	4.0	4.0	10.0

Results

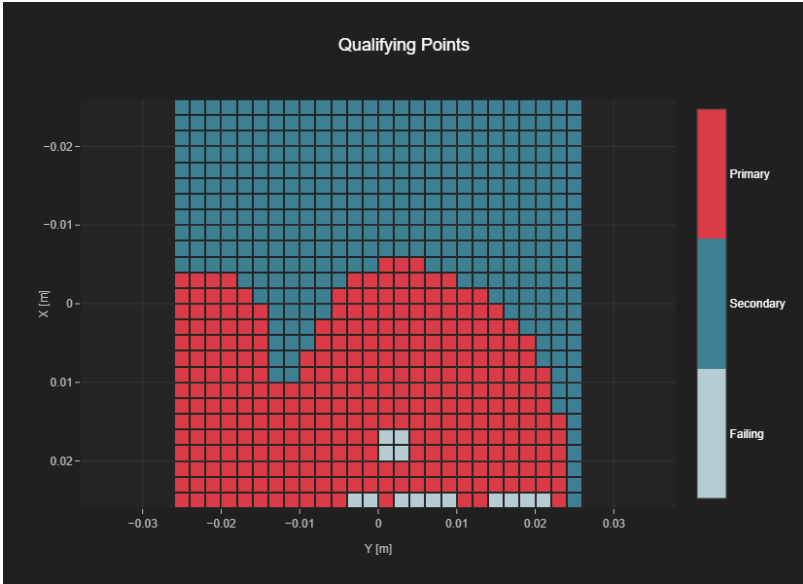
Secondary Group Point Count	Secondary Group Max Longitudinal	Secondary Group Max Transverse	Hmax [dB(A/m)]
662	26	26	-36.05



T-Coil Coupling Mode Test Report

Results

Primary Group Contiguous Point Count	Secondary Group Point Count	Secondary Group Max Longitudinal	Secondary Group Max Transverse
312	662	26	26



T-Coil Signal Test Report

Measurement performed on March 06, 2025 at 19:57

Device Under Test

Manufacturer	Model	Dimensions [mm]	Speaker Position [mm]
		146.2 x 71.8 x 7.5	144.3

Hardware Setup

Probe Name	Probe Calibration Date	DAE Name	DAE Calibration Date
AM1DV3 - 1048	October 23, 2024	DAE4 Sn480	November 11, 2024

Communication Systems

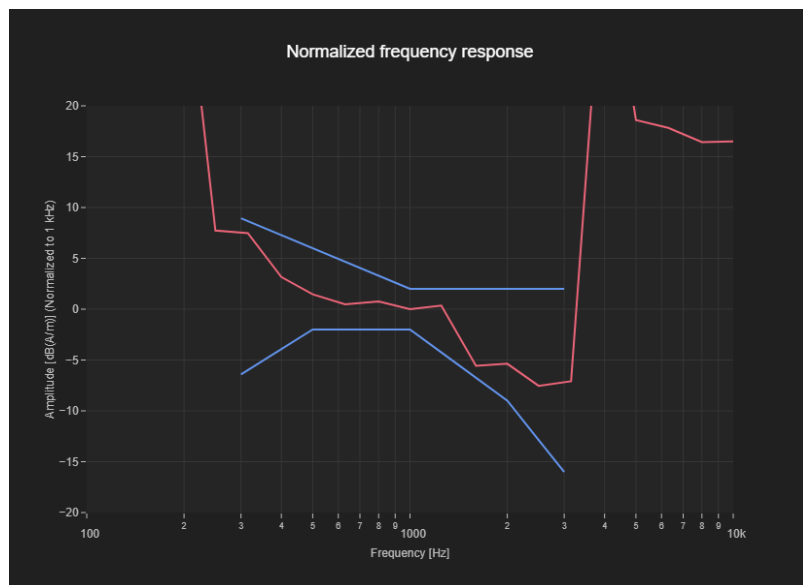
Band Name	Communication Systems Name	Channel	Frequency [MHz]
Band 5	LTE-FDD (SC-FDMA, 1 RB, 10 MHz, QPSK)	20525	836.5

Grid Settings

Extent X [mm]	Extent Y [mm]	Step X [mm]	Step Y [mm]	Distance [mm]
52.0	52.0	4.0	4.0	10.0

Results

Audio File	Measurement Duration [s]	Margin Upper Bound [dB]	Margin Lower Bound [dB]
48k_voice_300-3000_2s.wav	2.0	1.41	1.18



T-Coil Signal Test Report

Measurement performed on March 06, 2025 at 17:59

Device Under Test

Manufacturer	Model	Dimensions [mm]	Speaker Position [mm]
		146.2 x 71.8 x 7.5	144.3

Hardware Setup

Probe Name	Probe Calibration Date	DAE Name	DAE Calibration Date
AM1DV3 - 1048	October 23, 2024	DAE4 Sn480	November 11, 2024

Communication Systems

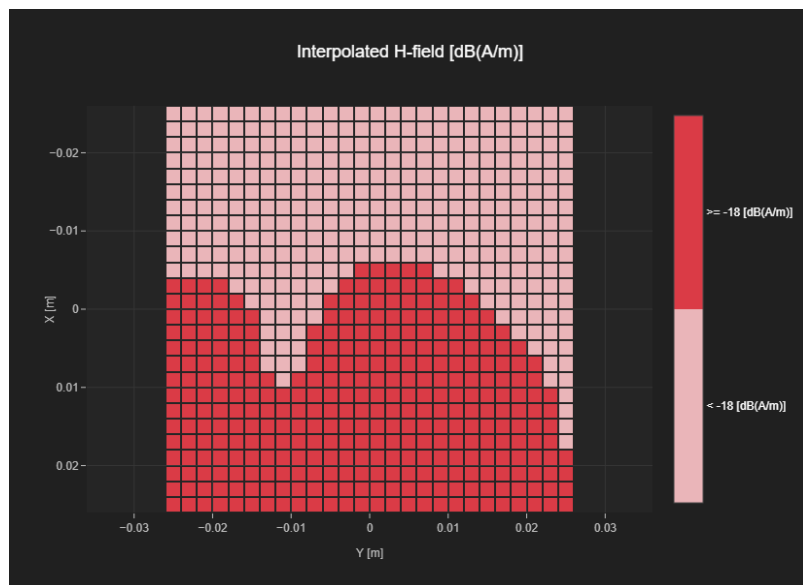
Band Name	Communication Systems Name	Channel	Frequency [MHz]
Band 7	LTE-FDD (SC-FDMA, 1 RB, 20 MHz, QPSK)	21100	2535.0

Grid Settings

Extent X [mm]	Extent Y [mm]	Step X [mm]	Step Y [mm]	Distance [mm]
52.0	52.0	4.0	4.0	10.0

Results

Audio File	Measurement Duration [s]	Gain [dB]	Hmax [dB(A/m)]
48k_voice_1kHz_1s.wav	2.0	-12.03	2.11



T-Coil Noise Test Report

Measurement performed on March 06, 2025 at 18:10

Device Under Test

Manufacturer	Model	Dimensions [mm]	Speaker Position [mm]
		146.2 x 71.8 x 7.5	144.3

Hardware Setup

Probe Name	Probe Calibration Date	DAE Name	DAE Calibration Date
AM1DV3 - 1048	October 23, 2024	DAE4 Sn480	November 11, 2024

Communication Systems

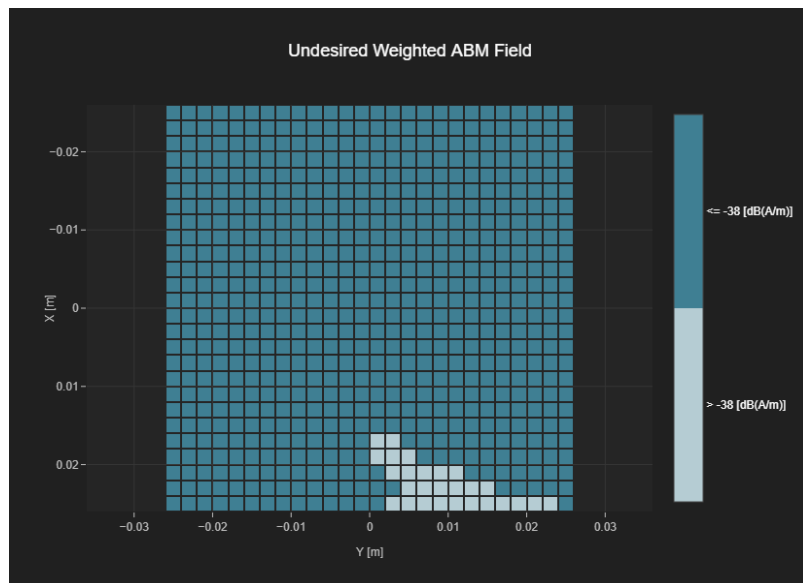
Band Name	Communication Systems Name	Channel	Frequency [MHz]
Band 7	LTE-FDD (SC-FDMA, 1 RB, 20 MHz, QPSK)	21100	2535.0

Grid Settings

Extent X [mm]	Extent Y [mm]	Step X [mm]	Step Y [mm]	Distance [mm]
52.0	52.0	4.0	4.0	10.0

Results

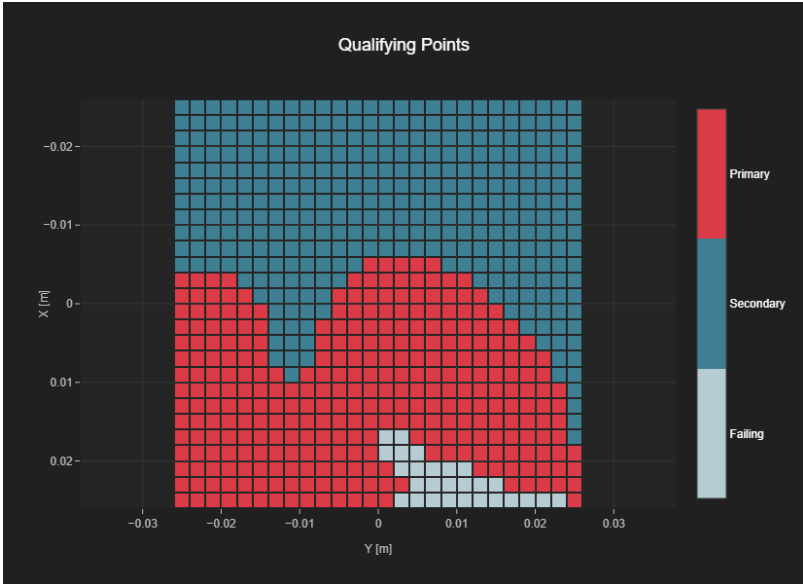
Secondary Group Point Count	Secondary Group Max Longitudinal	Secondary Group Max Transverse	Hmax [dB(A/m)]
649	26	26	-33.89



T-Coil Coupling Mode Test Report

Results

Primary Group Contiguous Point Count	Secondary Group Point Count	Secondary Group Max Longitudinal	Secondary Group Max Transverse
309	649	26	26



T-Coil Signal Test Report

Measurement performed on March 06, 2025 at 17:59

Device Under Test

Manufacturer	Model	Dimensions [mm]	Speaker Position [mm]
		146.2 x 71.8 x 7.5	144.3

Hardware Setup

Probe Name	Probe Calibration Date	DAE Name	DAE Calibration Date
AM1DV3 - 1048	October 23, 2024	DAE4 Sn480	November 11, 2024

Communication Systems

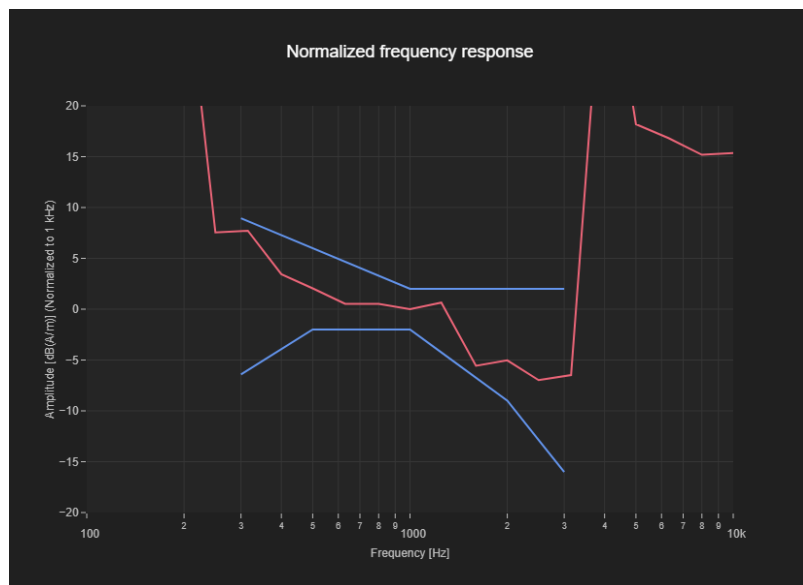
Band Name	Communication Systems Name	Channel	Frequency [MHz]
Band 7	LTE-FDD (SC-FDMA, 1 RB, 20 MHz, QPSK)	21100	2535.0

Grid Settings

Extent X [mm]	Extent Y [mm]	Step X [mm]	Step Y [mm]	Distance [mm]
52.0	52.0	4.0	4.0	10.0

Results

Audio File	Measurement Duration [s]	Margin Upper Bound [dB]	Margin Lower Bound [dB]
48k_voice_300-3000_2s.wav	2.0	1.27	1.18



T-Coil Signal Test Report

Measurement performed on March 06, 2025 at 20:14

Device Under Test

Manufacturer	Model	Dimensions [mm]	Speaker Position [mm]
		146.2 x 71.8 x 7.5	144.3

Hardware Setup

Probe Name	Probe Calibration Date	DAE Name	DAE Calibration Date
AM1DV3 - 1048	October 23, 2024	DAE4 Sn480	November 11, 2024

Communication Systems

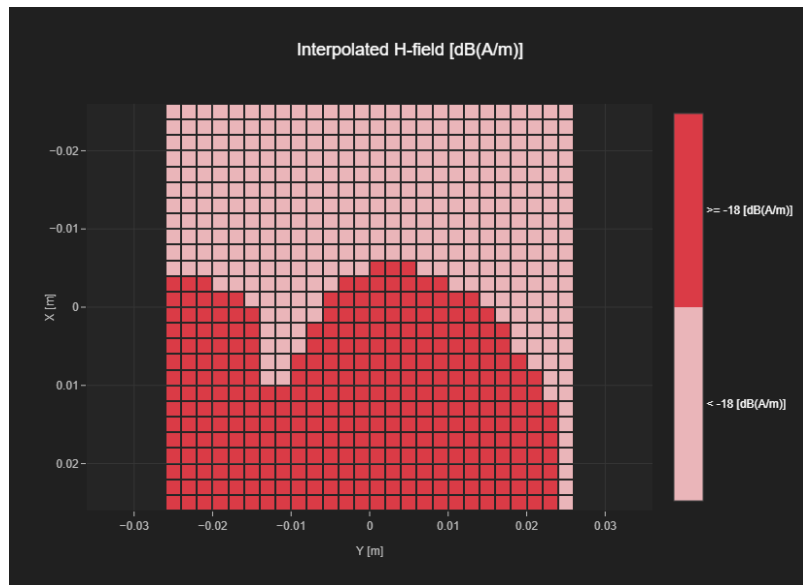
Band Name	Communication Systems Name	Channel	Frequency [MHz]
Band 12	LTE-FDD (SC-FDMA, 1 RB, 10 MHz, QPSK)	23095	707.5

Grid Settings

Extent X [mm]	Extent Y [mm]	Step X [mm]	Step Y [mm]	Distance [mm]
52.0	52.0	4.0	4.0	10.0

Results

Audio File	Measurement Duration [s]	Gain [dB]	Hmax [dB(A/m)]
48k_voice_1kHz_1s.wav	2.0	-12.03	1.91



T-Coil Noise Test Report

Measurement performed on March 06, 2025 at 20:23

Device Under Test

Manufacturer	Model	Dimensions [mm]	Speaker Position [mm]
		146.2 x 71.8 x 7.5	144.3

Hardware Setup

Probe Name	Probe Calibration Date	DAE Name	DAE Calibration Date
AM1DV3 - 1048	October 23, 2024	DAE4 Sn480	November 11, 2024

Communication Systems

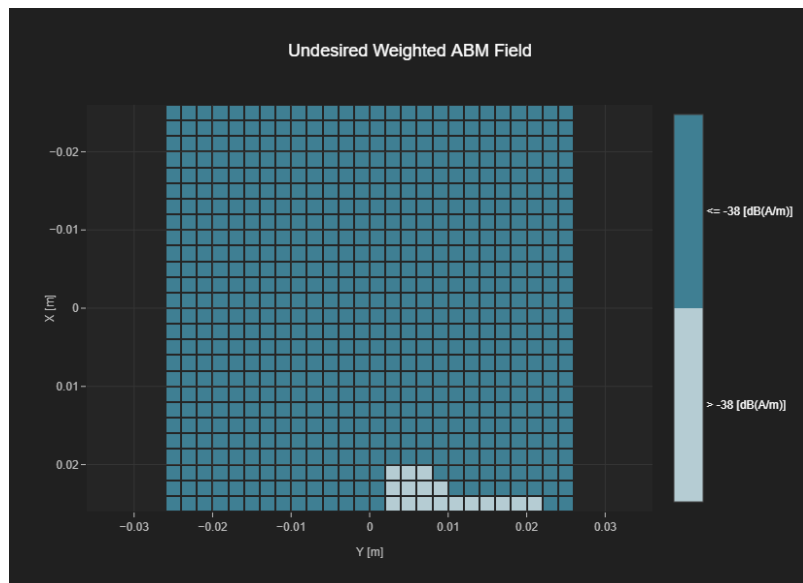
Band Name	Communication Systems Name	Channel	Frequency [MHz]
Band 12	LTE-FDD (SC-FDMA, 1 RB, 10 MHz, QPSK)	23095	707.5

Grid Settings

Extent X [mm]	Extent Y [mm]	Step X [mm]	Step Y [mm]	Distance [mm]
52.0	52.0	4.0	4.0	10.0

Results

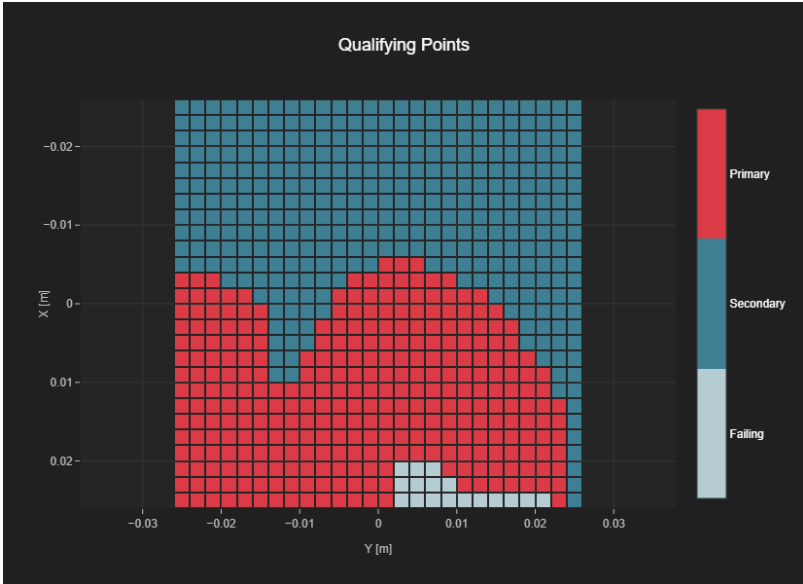
Secondary Group Point Count	Secondary Group Max Longitudinal	Secondary Group Max Transverse	Hmax [dB(A/m)]
659	26	26	-32.0



T-Coil Coupling Mode Test Report

Results

Primary Group Contiguous Point Count	Secondary Group Point Count	Secondary Group Max Longitudinal	Secondary Group Max Transverse
308	659	26	26



T-Coil Signal Test Report

Measurement performed on March 06, 2025 at 20:14

Device Under Test

Manufacturer	Model	Dimensions [mm]	Speaker Position [mm]
		146.2 x 71.8 x 7.5	144.3

Hardware Setup

Probe Name	Probe Calibration Date	DAE Name	DAE Calibration Date
AM1DV3 - 1048	October 23, 2024	DAE4 Sn480	November 11, 2024

Communication Systems

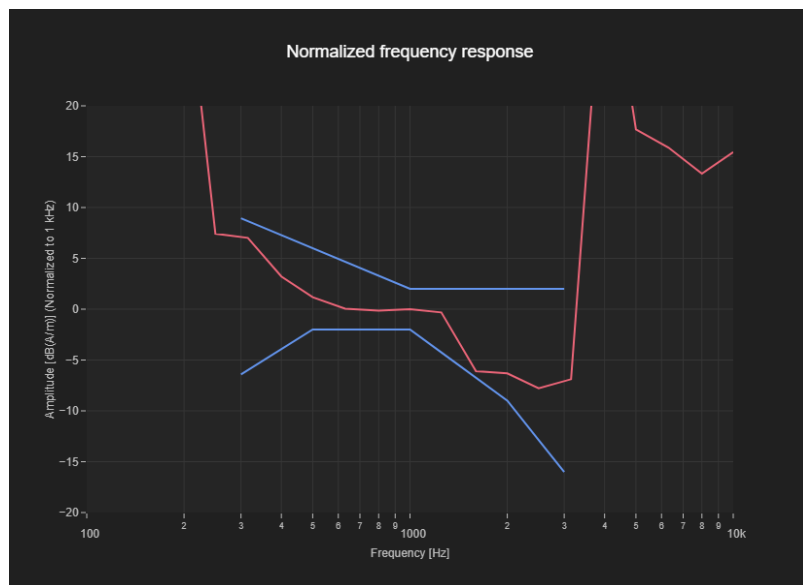
Band Name	Communication Systems Name	Channel	Frequency [MHz]
Band 12	LTE-FDD (SC-FDMA, 1 RB, 10 MHz, QPSK)	23095	707.5

Grid Settings

Extent X [mm]	Extent Y [mm]	Step X [mm]	Step Y [mm]	Distance [mm]
52.0	52.0	4.0	4.0	10.0

Results

Audio File	Measurement Duration [s]	Margin Upper Bound [dB]	Margin Lower Bound [dB]
48k_voice_300-3000_2s.wav	2.0	1.84	0.65



T-Coil Signal Test Report

Measurement performed on March 06, 2025 at 17:06

Device Under Test

Manufacturer	Model	Dimensions [mm]	Speaker Position [mm]
		146.2 x 71.8 x 7.5	144.3

Hardware Setup

Probe Name	Probe Calibration Date	DAE Name	DAE Calibration Date
AM1DV3 - 1048	October 23, 2024	DAE4 Sn480	November 11, 2024

Communication Systems

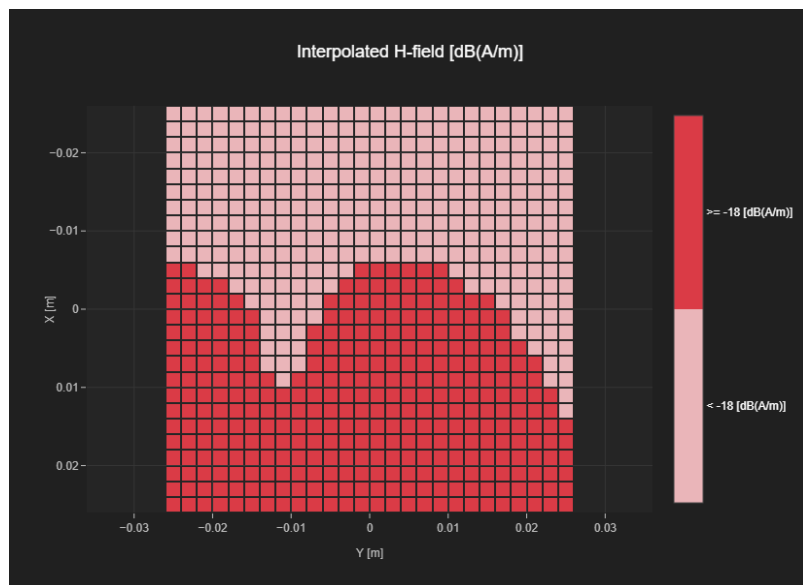
Band Name	Communication Systems Name	Channel	Frequency [MHz]
Band 41	LTE-TDD (SC-FDMA, 1 RB, 20 MHz, QPSK)	40640	2595.0

Grid Settings

Extent X [mm]	Extent Y [mm]	Step X [mm]	Step Y [mm]	Distance [mm]
52.0	52.0	4.0	4.0	10.0

Results

Audio File	Measurement Duration [s]	Gain [dB]	Hmax [dB(A/m)]
48k_voice_1kHz_1s.wav	2.0	-12.03	2.82



T-Coil Noise Test Report

Measurement performed on March 06, 2025 at 17:16

Device Under Test

Manufacturer	Model	Dimensions [mm]	Speaker Position [mm]
		146.2 x 71.8 x 7.5	144.3

Hardware Setup

Probe Name	Probe Calibration Date	DAE Name	DAE Calibration Date
AM1DV3 - 1048	October 23, 2024	DAE4 Sn480	November 11, 2024

Communication Systems

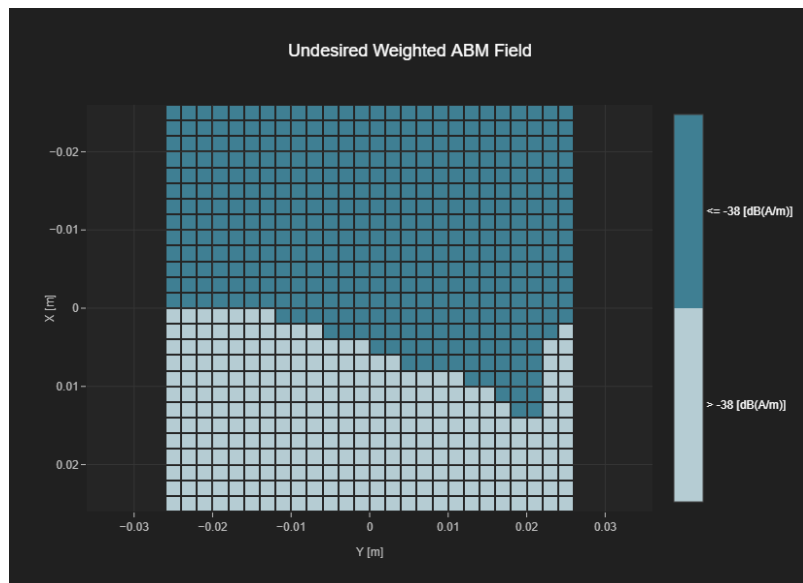
Band Name	Communication Systems Name	Channel	Frequency [MHz]
Band 41	LTE-TDD (SC-FDMA, 1 RB, 20 MHz, QPSK)	40640	2595.0

Grid Settings

Extent X [mm]	Extent Y [mm]	Step X [mm]	Step Y [mm]	Distance [mm]
52.0	52.0	4.0	4.0	10.0

Results

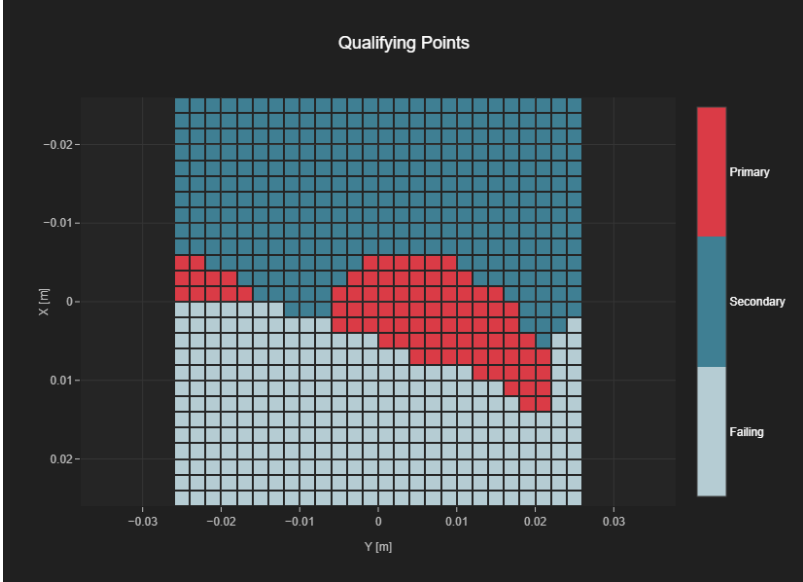
Secondary Group Point Count	Secondary Group Max Longitudinal	Secondary Group Max Transverse	Hmax [dB(A/m)]
402	20	26	-17.72



T-Coil Coupling Mode Test Report

Results

Primary Group Contiguous Point Count	Secondary Group Point Count	Secondary Group Max Longitudinal	Secondary Group Max Transverse
89	402	20	26



T-Coil Signal Test Report

Measurement performed on March 06, 2025 at 17:06

Device Under Test

Manufacturer	Model	Dimensions [mm]	Speaker Position [mm]
		146.2 x 71.8 x 7.5	144.3

Hardware Setup

Probe Name	Probe Calibration Date	DAE Name	DAE Calibration Date
AM1DV3 - 1048	October 23, 2024	DAE4 Sn480	November 11, 2024

Communication Systems

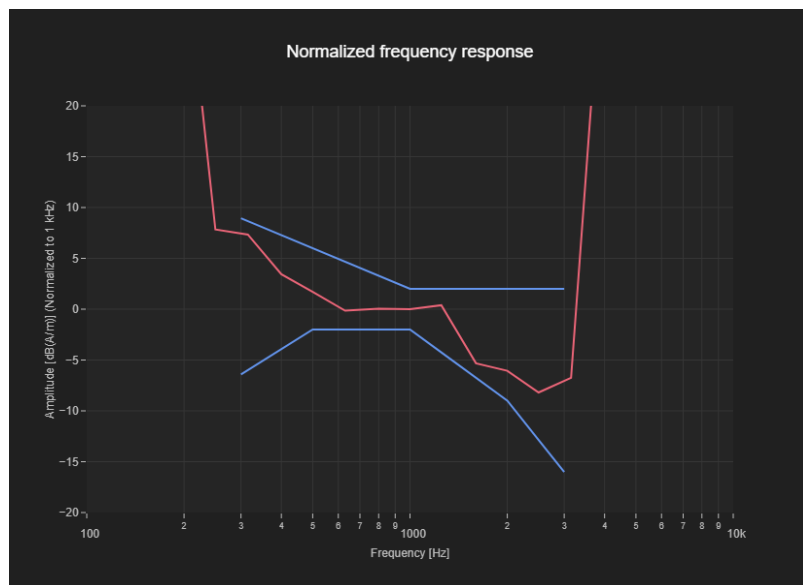
Band Name	Communication Systems Name	Channel	Frequency [MHz]
Band 41	LTE-TDD (SC-FDMA, 1 RB, 20 MHz, QPSK)	40640	2595.0

Grid Settings

Extent X [mm]	Extent Y [mm]	Step X [mm]	Step Y [mm]	Distance [mm]
52.0	52.0	4.0	4.0	10.0

Results

Audio File	Measurement Duration [s]	Margin Upper Bound [dB]	Margin Lower Bound [dB]
48k_voice_300-3000_2s.wav	2.0	1.49	1.43



T-Coil Signal Test Report

Measurement performed on March 06, 2025 at 17:43

Device Under Test

Manufacturer	Model	Dimensions [mm]	Speaker Position [mm]
		146.2 x 71.8 x 7.5	144.3

Hardware Setup

Probe Name	Probe Calibration Date	DAE Name	DAE Calibration Date
AM1DV3 - 1048	October 23, 2024	DAE4 Sn480	November 11, 2024

Communication Systems

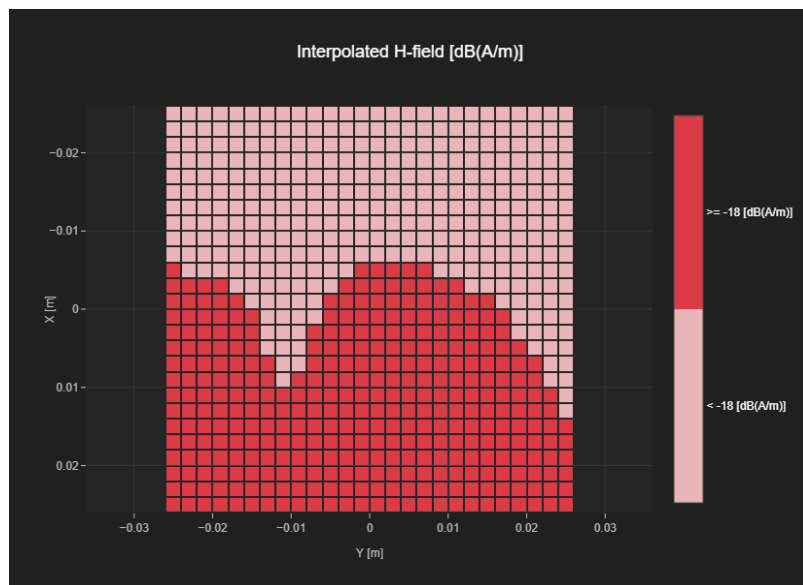
Band Name	Communication Systems Name	Channel	Frequency [MHz]
Band 66	LTE-FDD (SC-FDMA, 1 RB, 20 MHz, QPSK)	132322	1745.0

Grid Settings

Extent X [mm]	Extent Y [mm]	Step X [mm]	Step Y [mm]	Distance [mm]
52.0	52.0	4.0	4.0	10.0

Results

Audio File	Measurement Duration [s]	Gain [dB]	Hmax [dB(A/m)]
48k_voice_1kHz_1s.wav	2.0	-12.03	2.5



T-Coil Noise Test Report

Measurement performed on March 06, 2025 at 17:32

Device Under Test

Manufacturer	Model	Dimensions [mm]	Speaker Position [mm]
		146.2 x 71.8 x 7.5	144.3

Hardware Setup

Probe Name	Probe Calibration Date	DAE Name	DAE Calibration Date
AM1DV3 - 1048	October 23, 2024	DAE4 Sn480	November 11, 2024

Communication Systems

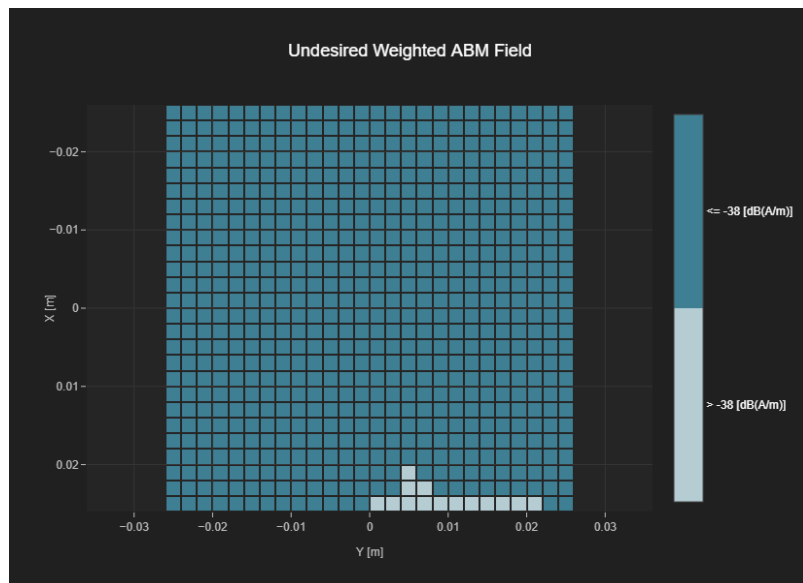
Band Name	Communication Systems Name	Channel	Frequency [MHz]
Band 66	LTE-FDD (SC-FDMA, 1 RB, 20 MHz, QPSK)	132322	1745.0

Grid Settings

Extent X [mm]	Extent Y [mm]	Step X [mm]	Step Y [mm]	Distance [mm]
52.0	52.0	4.0	4.0	10.0

Results

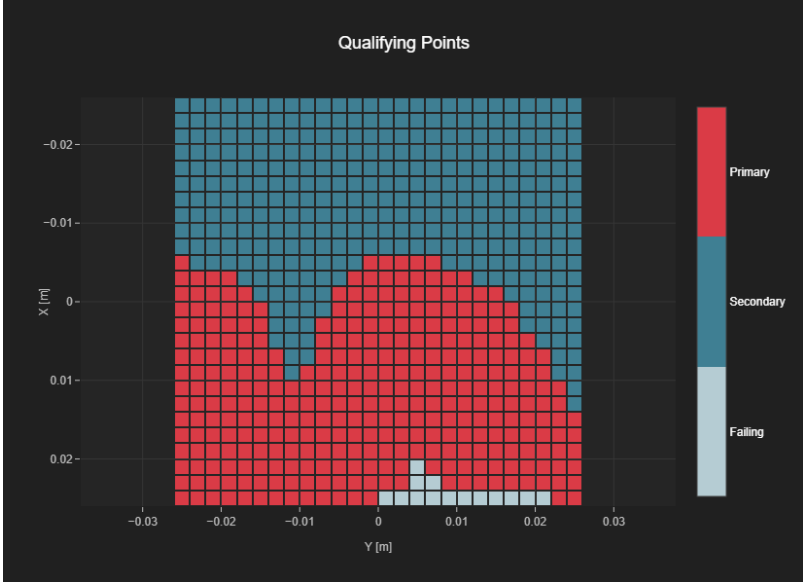
Secondary Group Point Count	Secondary Group Max Longitudinal	Secondary Group Max Transverse	Hmax [dB(A/m)]
662	26	26	-35.17



T-Coil Coupling Mode Test Report

Results

Primary Group Contiguous Point Count	Secondary Group Point Count	Secondary Group Max Longitudinal	Secondary Group Max Transverse
328	662	26	26



T-Coil Signal Test Report

Measurement performed on March 06, 2025 at 17:43

Device Under Test

Manufacturer	Model	Dimensions [mm]	Speaker Position [mm]
		146.2 x 71.8 x 7.5	144.3

Hardware Setup

Probe Name	Probe Calibration Date	DAE Name	DAE Calibration Date
AM1DV3 - 1048	October 23, 2024	DAE4 Sn480	November 11, 2024

Communication Systems

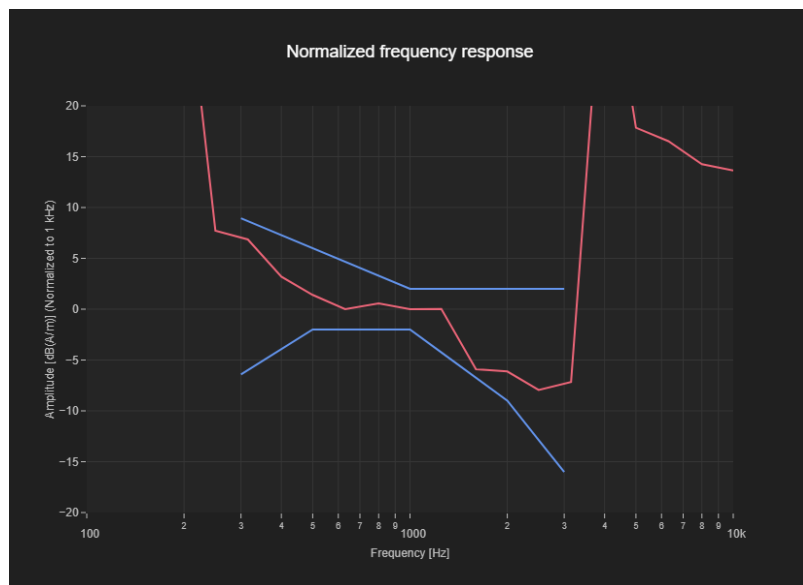
Band Name	Communication Systems Name	Channel	Frequency [MHz]
Band 66	LTE-FDD (SC-FDMA, 1 RB, 20 MHz, QPSK)	132322	1745.0

Grid Settings

Extent X [mm]	Extent Y [mm]	Step X [mm]	Step Y [mm]	Distance [mm]
52.0	52.0	4.0	4.0	10.0

Results

Audio File	Measurement Duration [s]	Margin Upper Bound [dB]	Margin Lower Bound [dB]
48k_voice_300-3000_2s.wav	2.0	1.89	0.84



T-Coil Signal Test Report

Measurement performed on March 07, 2025 at 00:48

Device Under Test

Manufacturer	Model	Dimensions [mm]	Speaker Position [mm]
		146.2 x 71.8 x 7.5	144.3

Hardware Setup

Probe Name	Probe Calibration Date	DAE Name	DAE Calibration Date
AM1DV3 - 1048	October 23, 2024	DAE4 Sn480	November 11, 2024

Communication Systems

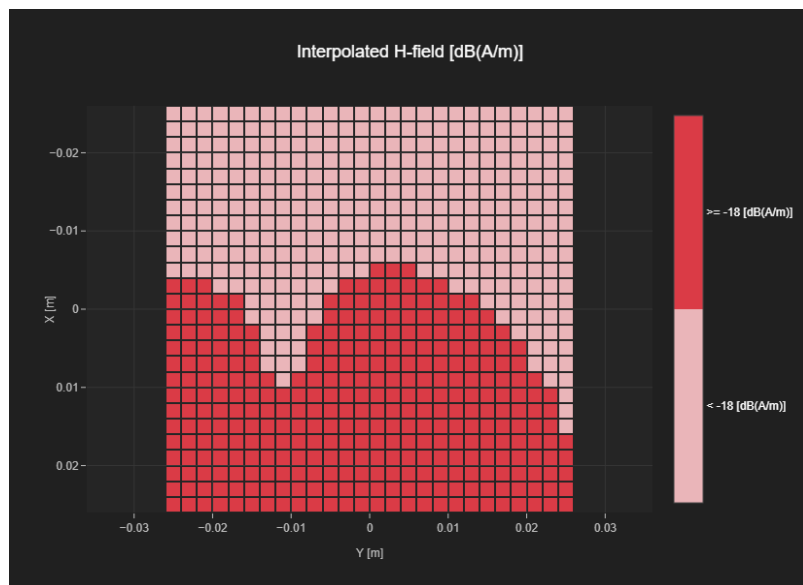
Band Name	Communication Systems Name	Channel	Frequency [MHz]
Band 71	LTE-FDD (SC-FDMA, 1 RB, 20 MHz, QPSK)	133322	683.0

Grid Settings

Extent X [mm]	Extent Y [mm]	Step X [mm]	Step Y [mm]	Distance [mm]
52.0	52.0	4.0	4.0	10.0

Results

Audio File	Measurement Duration [s]	Gain [dB]	Hmax [dB(A/m)]
48k_voice_1kHz_1s.wav	2.0	-12.03	2.62



T-Coil Noise Test Report

Measurement performed on March 07, 2025 at 00:58

Device Under Test

Manufacturer	Model	Dimensions [mm]	Speaker Position [mm]
		146.2 x 71.8 x 7.5	144.3

Hardware Setup

Probe Name	Probe Calibration Date	DAE Name	DAE Calibration Date
AM1DV3 - 1048	October 23, 2024	DAE4 Sn480	November 11, 2024

Communication Systems

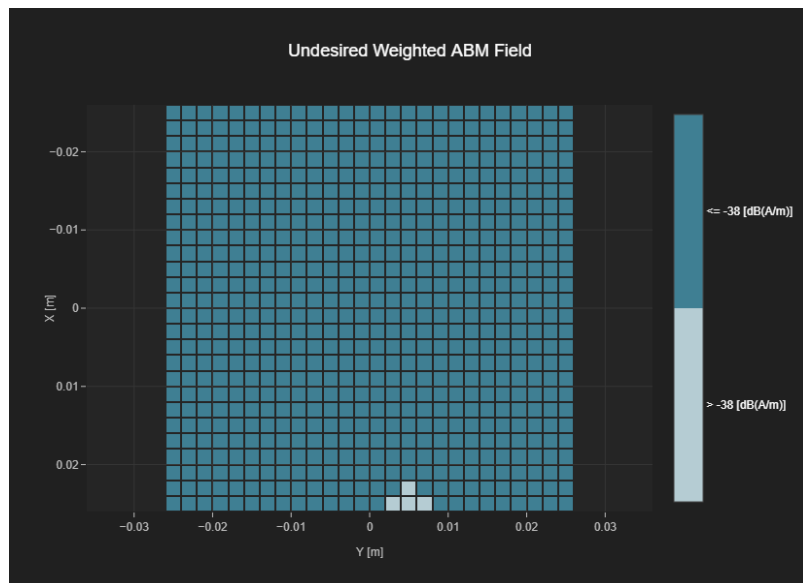
Band Name	Communication Systems Name	Channel	Frequency [MHz]
Band 71	LTE-FDD (SC-FDMA, 1 RB, 20 MHz, QPSK)	133322	683.0

Grid Settings

Extent X [mm]	Extent Y [mm]	Step X [mm]	Step Y [mm]	Distance [mm]
52.0	52.0	4.0	4.0	10.0

Results

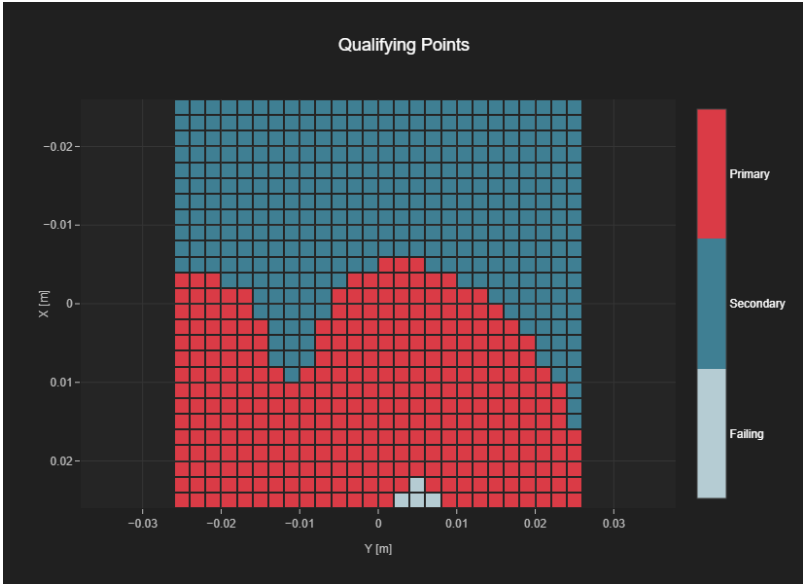
Secondary Group Point Count	Secondary Group Max Longitudinal	Secondary Group Max Transverse	Hmax [dB(A/m)]
672	26	26	-36.71



T-Coil Coupling Mode Test Report

Results

Primary Group Contiguous Point Count	Secondary Group Point Count	Secondary Group Max Longitudinal	Secondary Group Max Transverse
327	672	26	26



T-Coil Signal Test Report

Measurement performed on March 07, 2025 at 00:48

Device Under Test

Manufacturer	Model	Dimensions [mm]	Speaker Position [mm]
		146.2 x 71.8 x 7.5	144.3

Hardware Setup

Probe Name	Probe Calibration Date	DAE Name	DAE Calibration Date
AM1DV3 - 1048	October 23, 2024	DAE4 Sn480	November 11, 2024

Communication Systems

Band Name	Communication Systems Name	Channel	Frequency [MHz]
Band 71	LTE-FDD (SC-FDMA, 1 RB, 20 MHz, QPSK)	133322	683.0

Grid Settings

Extent X [mm]	Extent Y [mm]	Step X [mm]	Step Y [mm]	Distance [mm]
52.0	52.0	4.0	4.0	10.0

Results

Audio File	Measurement Duration [s]	Margin Upper Bound [dB]	Margin Lower Bound [dB]
48k_voice_300-3000_2s.wav	2.0	1.58	0.63

