



FCC RF Test Report

APPLICANT : Barking Labs Corp.
EQUIPMENT : Fi Mini
BRAND NAME : Fi
MODEL NAME : M1
FCC ID : 2ARXN-M1
STANDARD : FCC Part 15 Subpart C §15.247
CLASSIFICATION : (DTS) Digital Transmission System
TEST DATE(S) : Aug. 04, 2025 ~ Aug. 08, 2025

We, Sporton International Inc. (Kunshan), would like to declare that the tested sample has been evaluated in accordance with the test procedures and has been in compliance with the applicable technical standards.

The test results in this report apply exclusively to the tested model / sample. Without written approval of Sporton International Inc. (Kunshan), the test report shall not be reproduced except in full.

Jason Jia

Approved by: Jason Jia



Sporton International Inc. (Kunshan)

***No. 1098, Pengxi North Road, Kunshan Economic Development Zone Jiangsu Province 215300
People's Republic of China***



TABLE OF CONTENTS

REVISION HISTORY.....	3
SUMMARY OF TEST RESULT	4
1 GENERAL DESCRIPTION.....	5
1.1 Applicant.....	5
1.2 Manufacturer.....	5
1.3 Product Feature of Equipment Under Test.....	5
1.4 Product Specification of Equipment Under Test.....	5
1.5 Modification of EUT	5
1.6 Testing Location	6
1.7 Test Software.....	6
1.8 Applicable Standards.....	6
2 TEST CONFIGURATION OF EQUIPMENT UNDER TEST.....	7
2.1 Carrier Frequency Channel	7
2.2 Test Mode.....	8
2.3 Connection Diagram of Test System.....	9
2.4 Support Unit used in test configuration and system	9
2.5 EUT Operation Test Setup	9
2.6 Measurement Results Explanation Example.....	10
3 TEST RESULT	11
3.1 6dB and 99% Bandwidth Measurement	11
3.2 Output Power Measurement.....	15
3.3 Power Spectral Density Measurement	16
3.4 Conducted Band Edges and Spurious Emission Measurement	20
3.5 Radiated Band Edges and Spurious Emission Measurement	25
3.6 AC Conducted Emission Measurement.....	29
3.7 Antenna Requirements.....	31
4 LIST OF MEASURING EQUIPMENT.....	32
5 MEASUREMENT UNCERTAINTY.....	33
APPENDIX A. CONDUCTED TEST RESULTS	
APPENDIX B. AC CONDUCTED EMISSION TEST RESULT	
APPENDIX C. RADIATED SPURIOUS EMISSION	
APPENDIX D. DUTY CYCLE PLOTS	
APPENDIX E. SETUP PHOTOGRAPHS	



REVISION HISTORY

REPORT NO.	VERSION	DESCRIPTION	ISSUED DATE
FR572104A	Rev. 01	Initial issue of report	Aug. 15, 2025

SUMMARY OF TEST RESULT

Report Section	FCC Rule	Description	Limit	Result	Remark
3.1	15.247(a)(2)	6dB Bandwidth	$\geq 0.5\text{MHz}$	Pass	-
3.1	-	99% Bandwidth	-	Report only	-
3.2	15.247(b)(3)	Peak Output Power	$\leq 30\text{dBm}$	Pass	-
3.3	15.247(e)	Power Spectral Density	$\leq 8\text{dBm}/3\text{kHz}$	Pass	-
3.4	15.247(d)	Conducted Band Edges and Spurious Emission	$\leq 20\text{dBc}$	Pass	-
3.5	15.247(d)	Radiated Band Edges and Spurious Emission	15.209(a) & 15.247(d)	Pass	Under limit 4.16 dB at 4960.00 MHz
3.6	15.207	AC Conducted Emission	15.207(a)	Pass	Under limit 25.79 dB at 4.848 MHz
3.7	15.203 & 15.247(b)	Antenna Requirement	15.203 & 15.247(b)	Pass	-

Conformity Assessment Condition:

- The test results (PASS/FAIL) with all measurement uncertainty excluded are presented against the regulation limits or in accordance with the requirements stipulated by the applicant/manufacture who shall bear all the risks of non-compliance that may potentially occur if measurement uncertainty is taken into account.
- The measurement uncertainty please refer to each test result in the section "Measurement Uncertainty"

Disclaimer:

The product specifications of the EUT presented in the test report that may affect the test assessments are declared by the manufacturer who shall take full responsibility for the authenticity.



1 General Description

1.1 Applicant

Barking Labs Corp.

419 Lafayette St., Floor 2, New York, NY 10003

1.2 Manufacturer

Barking Labs Corp.

419 Lafayette St., Floor 2, New York, NY 10003

1.3 Product Feature of Equipment Under Test

Product Feature	
Equipment	Fi Mini
Brand Name	Fi
Model Name	M1
FCC ID	2ARXN-M1
IMEI Code	Conducted: 359404233894436 Conduction: 359404233893289 Radiation: 359404233894907
HW Version	1.0
SW Version	v4.18
EUT Stage	Identical Prototype

Remark: The above EUT's information was declared by manufacturer. Please refer to the specifications or user's manual for more detailed description.

1.4 Product Specification of Equipment Under Test

Standards-related Product Specification	
Tx/Rx Frequency Range	2402 MHz ~ 2480 MHz
Number of Channels	40
Carrier Frequency of Each Channel	40 Channel(37 hopping + 3 advertising channel)
Maximum Output Power to Antenna	BLE 1Mbps: 16.72 dBm (0.0470 W)
99% Occupied Bandwidth	BLE 1Mbps:1.05MHz
Antenna Type / Gain	Inverted-F Antenna (FPC)with gain 1.20 dBi
Type of Modulation	Bluetooth LE : GFSK

1.5 Modification of EUT

No modifications are made to the EUT during all test items.

1.6 Testing Location

Sporton International Inc. (Kunshan) is accredited to ISO/IEC 17025:2017 by American Association for Laboratory Accreditation with Certificate Number 5145.02.

Test Firm	Sporton International Inc. (Kunshan)		
Test Site Location	No. 1098, Pengxi North Road, Kunshan Economic Development Zone Jiangsu Province 215300 People's Republic of China TEL : +86-512-57900158		
Test Site No.	Sporton Site No.	FCC Designation No.	FCC Test Firm Registration No.
	CO01-KS 03CH03-KS TH01-KS	CN1257	314309

1.7 Test Software

Item	Site	Manufacturer	Name	Version
1.	TH01-KS	SPORTON	FCC 15C-15E Test Tools Ver10.0_210607	10.0
2.	03CH03-KS	AUDIX	E3	210616
3.	CO01-KS	AUDIX	E3	6.2009-8-24

1.8 Applicable Standards

According to the specifications of the manufacturer, the EUT must comply with the requirements of the following standards:

- ♦ 47 CFR Part 15 Subpart C §15.247
- ♦ FCC KDB 558074 D01 15.247 Meas Guidance v05r02
- ♦ ANSI C63.10-2013

Remark:

1. All test items were verified and recorded according to the standards and without any deviation during the test.
2. This EUT has also been tested and complied with the requirements of FCC Part 15, Subpart B, recorded in a separate test report.



2 Test Configuration of Equipment Under Test

2.1 Carrier Frequency Channel

Frequency Band	Channel	Freq. (MHz)	Channel	Freq. (MHz)
2400-2483.5 MHz	0	2402	21	2444
	1	2404	22	2446
	2	2406	23	2448
	3	2408	24	2450
	4	2410	25	2452
	5	2412	26	2454
	6	2414	27	2456
	7	2416	28	2458
	8	2418	29	2460
	9	2420	30	2462
	10	2422	31	2464
	11	2424	32	2466
	12	2426	33	2468
	13	2428	34	2470
	14	2430	35	2472
	15	2432	36	2474
	16	2434	37	2476
	17	2436	38	2478
	18	2438	39	2480
	19	2440	-	-
	20	2442	-	-

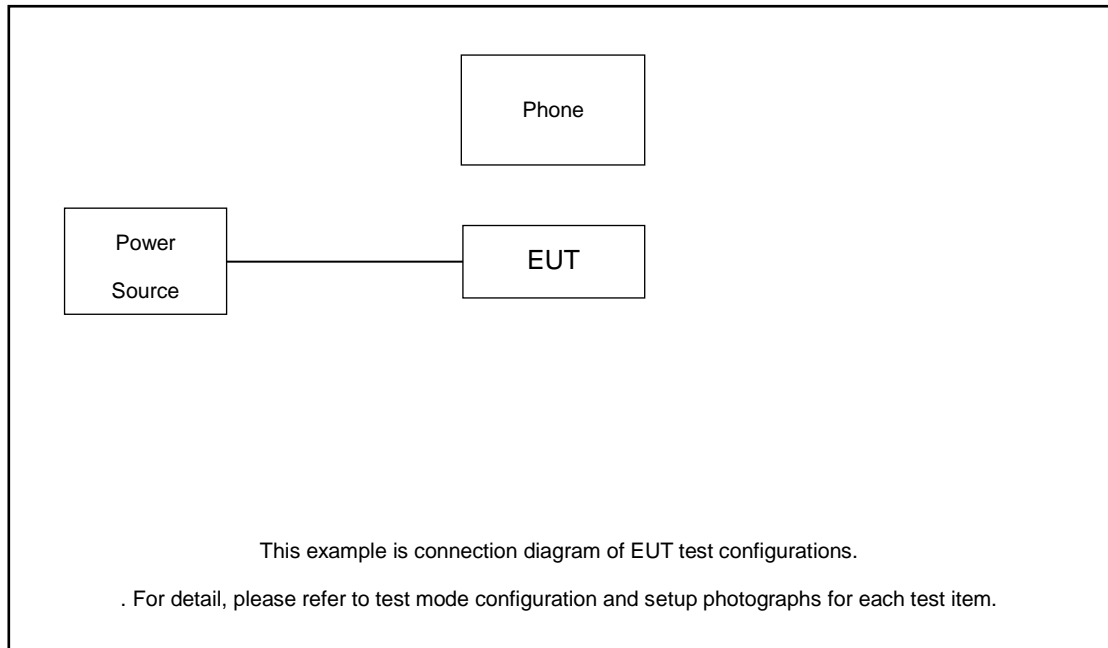
2.2 Test Mode

- a. The EUT has been associated with peripherals and configuration operated in a manner tended to maximize its emission characteristics in a typical application. Frequency range investigated: conduction emission (150 kHz to 30 MHz), radiation emission (9 kHz to the 10th harmonic of the highest fundamental frequency or to 40 GHz, whichever is lower). For radiated measurement, pre-scanned in three orthogonal panels, X, Y, Z. The worst cases (X plane) were recorded in this report.
- b. AC power line Conducted Emission was tested under maximum output power.

The following summary table is showing all test modes to demonstrate in compliance with the standard.

Summary table of Test Cases	
Test Item	Data Rate / Modulation
	Bluetooth – LE / GFSK
Conducted TCs	Mode 1: Bluetooth Tx CH00_2402 MHz_BLE 1Mbps Mode 2: Bluetooth Tx CH19_2440 MHz_BLE 1Mbps Mode 3: Bluetooth Tx CH39_2480 MHz_BLE 1Mbps
Radiated TCs	Mode 1: Bluetooth Tx CH00_2402 MHz_BLE 1Mbps Mode 2: Bluetooth Tx CH19_2440 MHz_BLE 1Mbps Mode 3: Bluetooth Tx CH39_2480 MHz_BLE 1Mbps
AC Conducted Emission	Mode 1: Bluetooth on + USB Cable (Charing form adaptor)
Remark: For Radiated Test Cases, The tests were performance with USB Cable, Adaptor.	

2.3 Connection Diagram of Test System



2.4 Support Unit used in test configuration and system

Item	Equipment	Trade Name	Model Name	FCC ID	Data Cable	Power Cord
1.	Phone	MOTO	XT1952-1	N/A	N/A	N/A
2.	Adapter	N/A	N/A	N/A	N/A	N/A

2.5 EUT Operation Test Setup

For BLE function, the engineering test program was provided and enabled to make EUT continuous transmit.

For AC power line conducted emissions, the EUT was set to connect with the Phone under large package sizes transmission.

2.6 Measurement Results Explanation Example

For all conducted test items:

The offset level is set in the spectrum analyzer to compensate the RF cable loss and attenuator factor between EUT conducted output port and spectrum analyzer. With the offset compensation, the spectrum analyzer reading level is exactly the EUT RF output level.

Example :

The spectrum analyzer offset is derived from RF cable loss and attenuator factor.

Offset = RF cable loss + attenuator factor.

Following shows an offset computation example with cable loss 1.5 dB and 10dB attenuator.

$$\begin{aligned}\text{Offset(dB)} &= \text{RF cable loss(dB)} + \text{attenuator factor(dB)} \\ &= 1.5 + 10 = 11.5 \text{ (dB)}\end{aligned}$$

3 Test Result

3.1 6dB and 99% Bandwidth Measurement

3.1.1 Limit of 6dB and 99% Bandwidth

The minimum 6 dB bandwidth shall be at least 500 kHz.

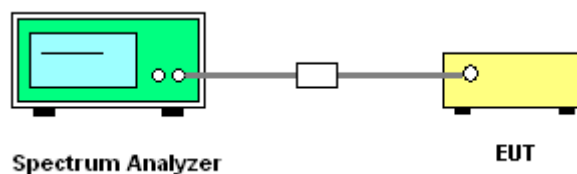
3.1.2 Measuring Instruments

The section 4.0 of List of Measuring Equipment of this test report is used for test.

3.1.3 Test Procedures

1. The testing follows ANSI C63.10-2013 clause 11.8
2. The RF output of EUT was connected to the spectrum analyzer by RF cable and attenuator. The path loss was compensated to the results for each measurement.
3. Set to the maximum power setting and enable the EUT transmit continuously.
4. Make the measurement with the spectrum analyzer's resolution bandwidth (RBW) = 100 kHz. Set the Video bandwidth (VBW) = 300 kHz. In order to make an accurate measurement. The 6 dB bandwidth must be greater than 500 kHz.
5. For 99% Bandwidth Measurement, the spectrum analyzer's resolution bandwidth (RBW) is set 1% to 5% of the 99% OBW and the VBW is set to 3 times of the RBW.
6. Measure and record the results in the test report.

3.1.4 Test Setup



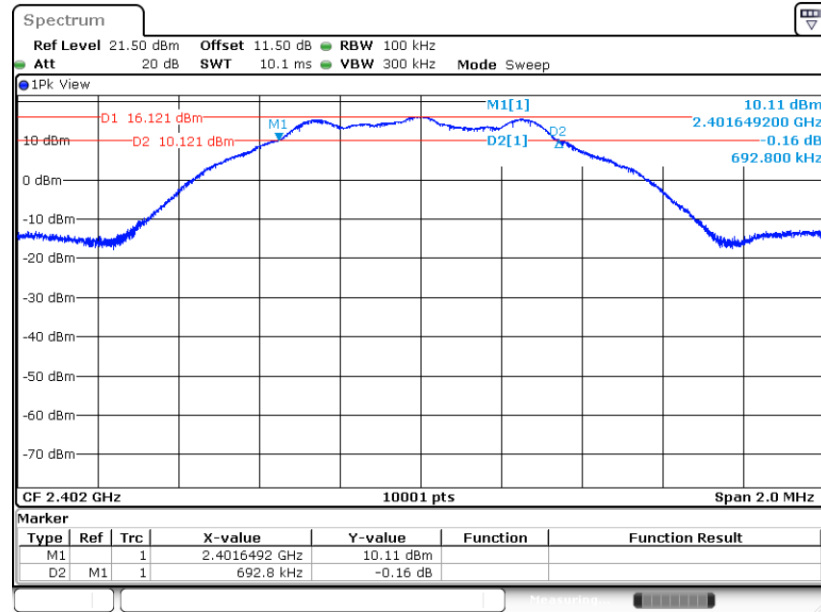
3.1.5 Test Result of 6dB Bandwidth

Please refer to Appendix A.

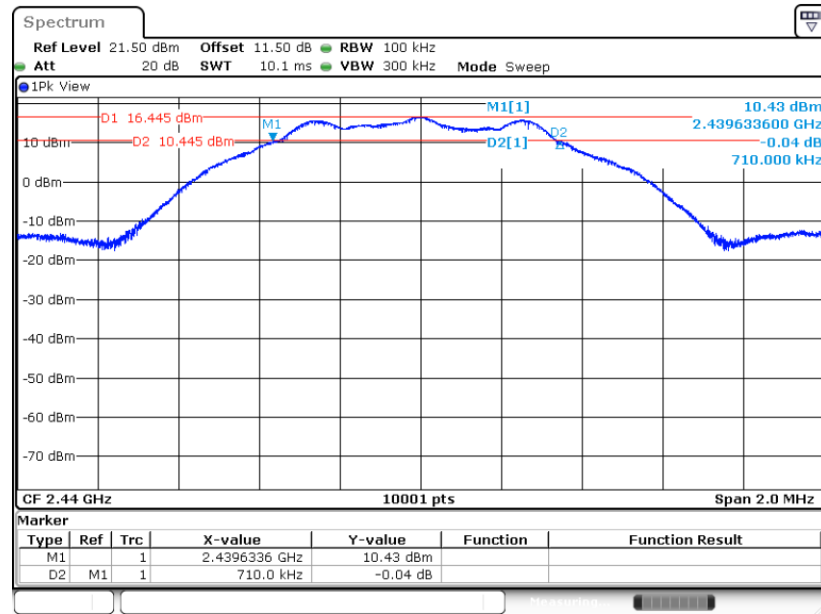


BLE 1Mbps

6 dB Bandwidth Plot on Channel 00

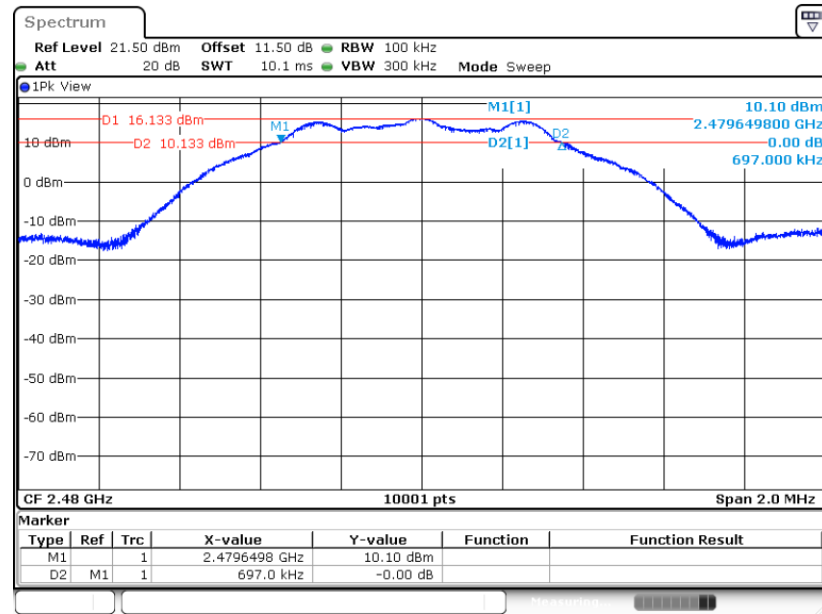


6 dB Bandwidth Plot on Channel 19





6 dB Bandwidth Plot on Channel 39



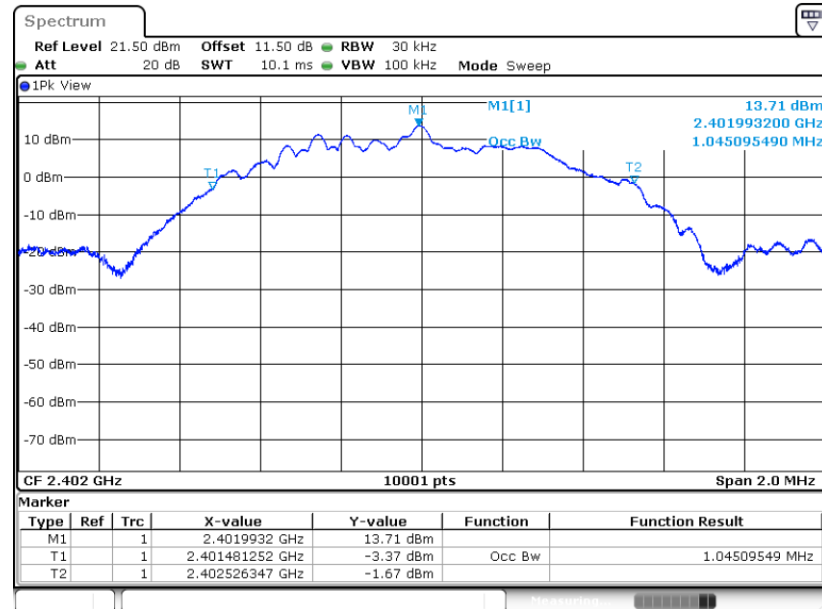
Date: 7.AUG.2025 11:51:57

3.1.6 Test Result of 99% Occupied Bandwidth

Please refer to Appendix A.

BLE 1Mbps

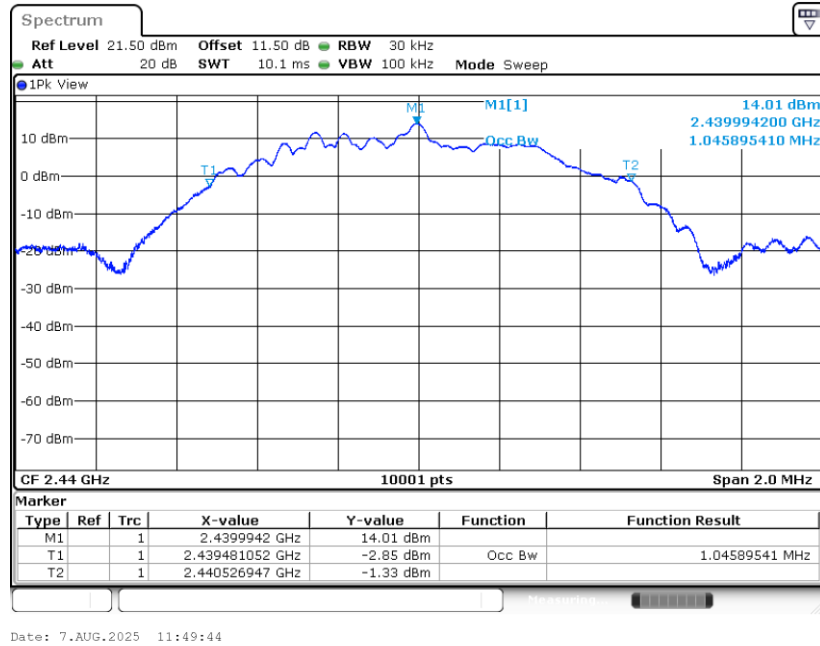
99% Occupied Bandwidth Plot on Channel 00



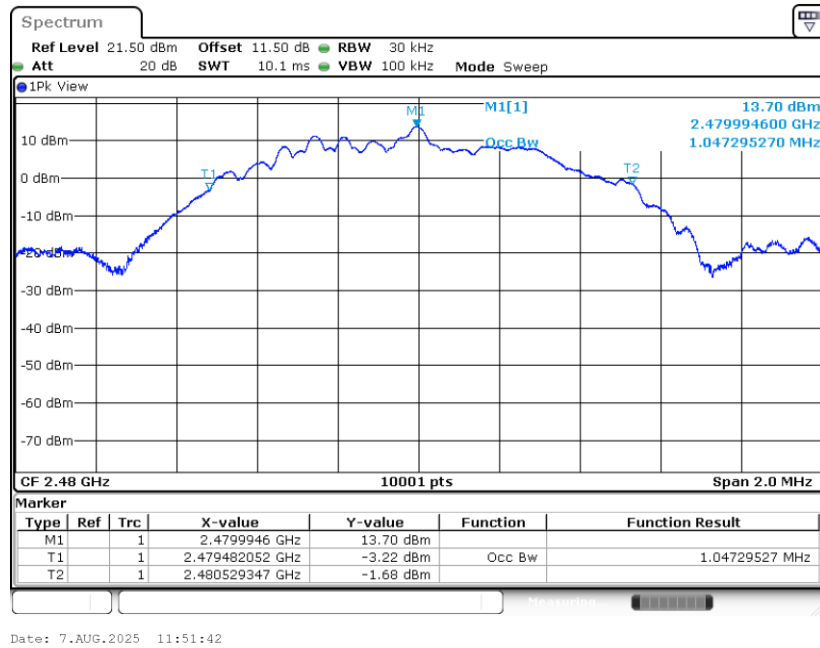
Date: 7.AUG.2025 11:45:15



99% Occupied Bandwidth Plot on Channel 19



99% Occupied Bandwidth Plot on Channel 39



Note : The occupied channel bandwidth is maintained within the band of operation for all of the modulations.

3.2 Output Power Measurement

3.2.1 Limit of Output Power

For systems using digital modulation in the 2400-2483.5MHz, the limit for peak output power is 30dBm. If transmitting antenna of directional gain greater than 6dBi is used, the peak output power from the intentional radiator shall be reduced below the above stated value by the amount in dB that the directional gain of the antenna exceeds 6 dBi. In case of point-to-point operation, the limit has to be reduced by 1dB for every 3dB that the directional gain of the antenna exceeds 6dBi.

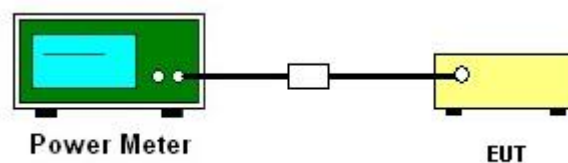
3.2.2 Measuring Instruments

The section 4.0 of List of Measuring Equipment of this test report is used for test.

3.2.3 Test Procedures

1. The testing follows the Measurement Procedure of ANSI C63.10-2013 clause 11.9.1.3 PKPM1 Peak power meter or ANSI C63.10-2013 clause 11.9.2.3.1 Method AVGPM method.
2. The RF output of EUT was connected to the power meter by RF cable and attenuator. The path loss was compensated to the results for each measurement.
3. Set to the maximum power setting and enable the EUT transmit continuously.
4. Measure the conducted output power and record the results in the test report.

3.2.4 Test Setup



3.2.5 Test Result of Peak Output Power

Please refer to Appendix A.

3.2.6 Test Result of Average Output Power (Reporting Only)

Please refer to Appendix A.

3.3 Power Spectral Density Measurement

3.3.1 Limit of Power Spectral Density

The peak power spectral density shall not be greater than 8dBm in any 3kHz band at any time interval of continuous transmission.

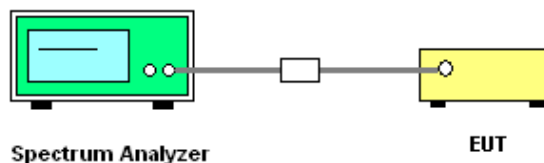
3.3.2 Measuring Instruments

The section 4.0 of List of Measuring Equipment of this test report is used for test.

3.3.3 Test Procedures

1. The testing follows Measurement Procedure of ANSI C63.10-2013 clause 11.10.2 Method PKPSD.
2. The RF output of EUT was connected to the spectrum analyzer by RF cable and attenuator. The path loss was compensated to the results for each measurement.
3. Set to the maximum power setting and enable the EUT transmit continuously.
4. Make the measurement with the spectrum analyzer's resolution bandwidth (RBW) = 3 kHz. Video bandwidth VBW = 10 kHz In order to make an accurate measurement, set the span to 1.5 times DTS Channel Bandwidth. (6dB BW)
5. Detector = peak, Sweep time = auto couple, Trace mode = max hold, Allow trace to fully stabilize. Use the peak marker function to determine the maximum power level.
6. Measure and record the results in the test report.
7. The Measured power density (dBm)/ 100kHz is a reference level and used as 20dBc down limit line for Conducted Band Edges and Conducted Spurious Emission.

3.3.4 Test Setup



3.3.5 Test Result of Power Spectral Density

Please refer to Appendix A.

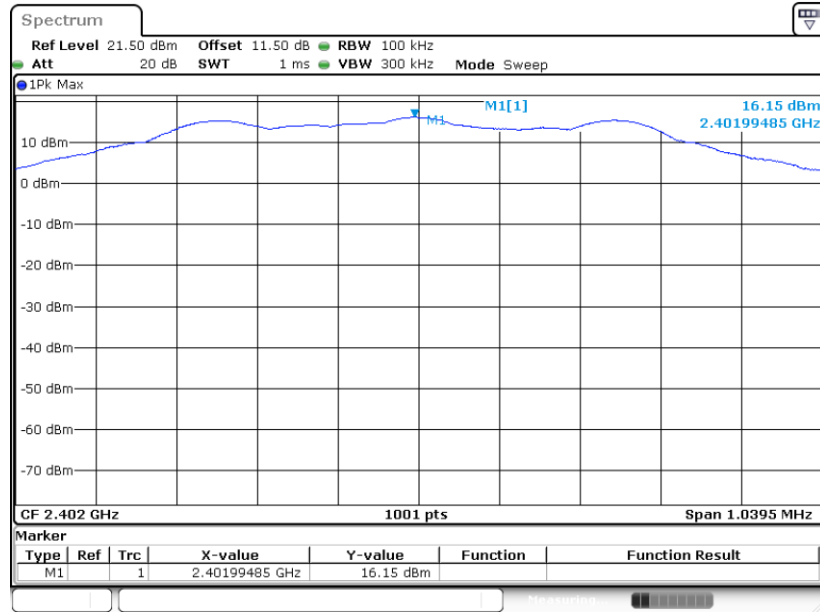
3.3.6 Test Result of Power Spectral Density Plots (100kHz)

Please refer to Appendix A.

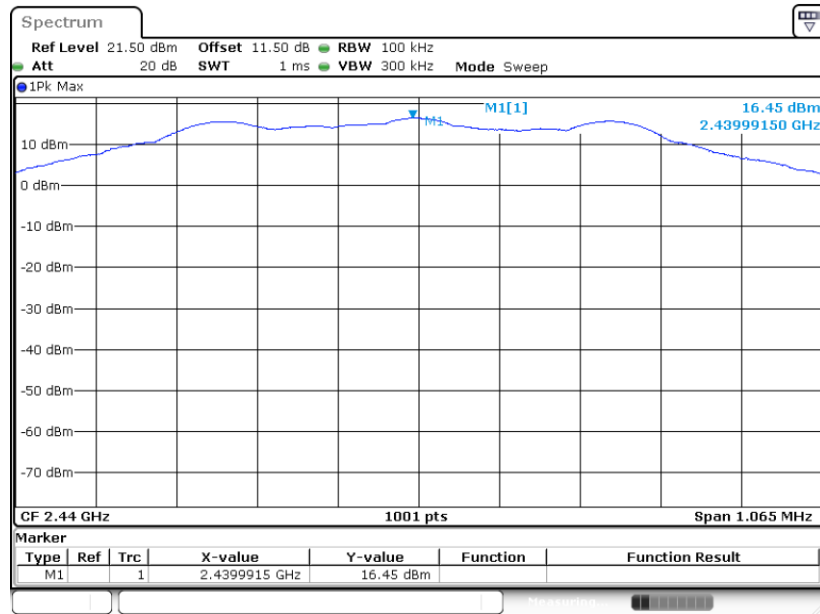


BLE 1Mbps

PSD 100kHz Plot on Channel 00

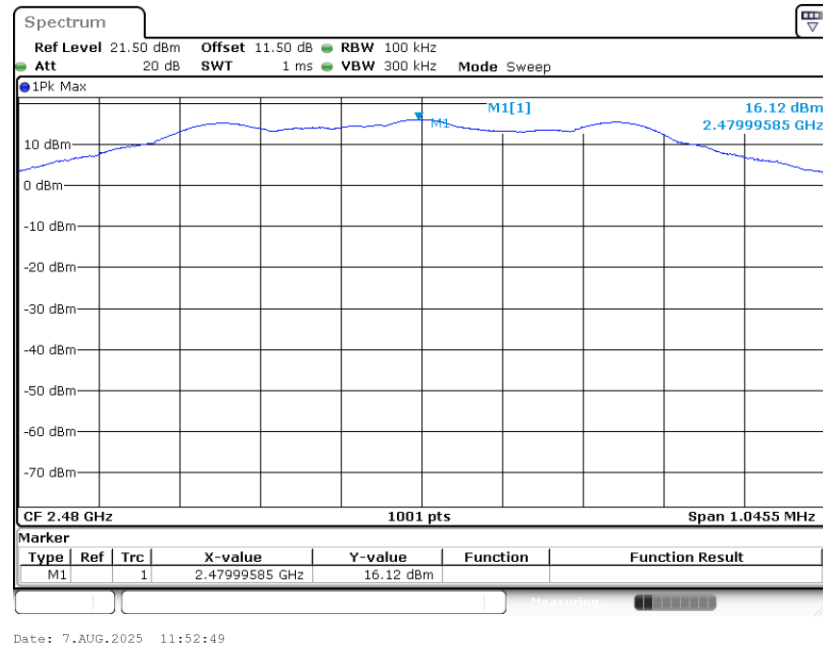


PSD 100kHz Plot on Channel 19





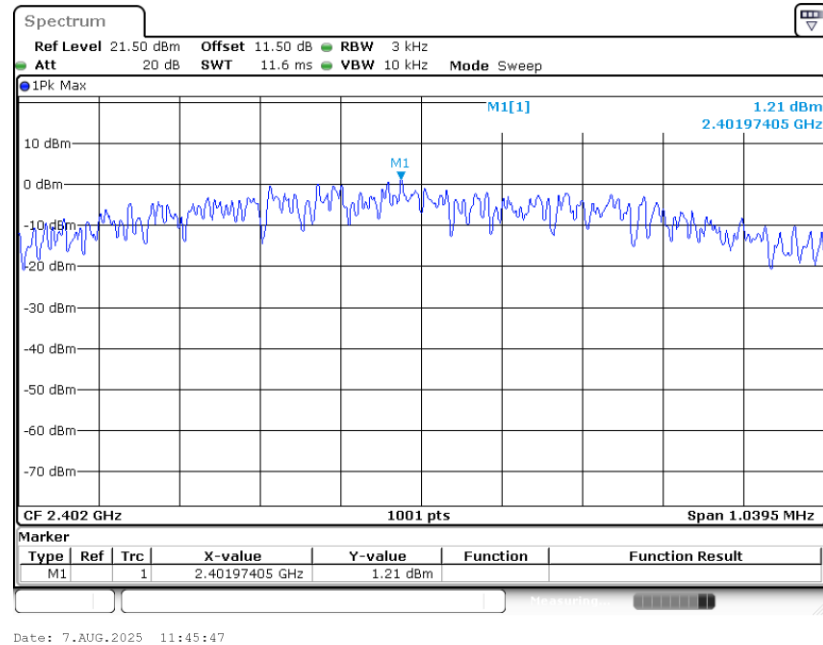
PSD 100kHz Plot on Channel 39



3.3.7 Test Result of Power Spectral Density Plots (3kHz)

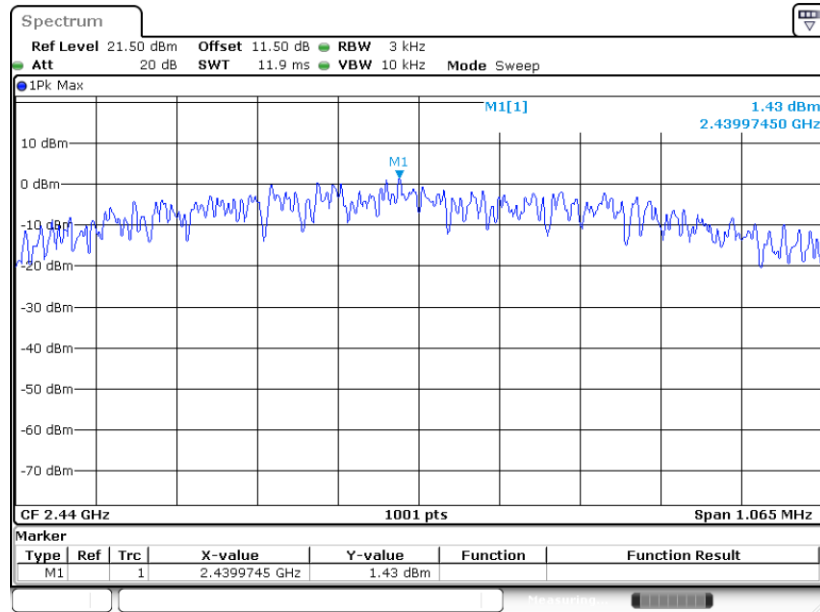
BLE 1Mbps

PSD 3kHz Plot on Channel 00



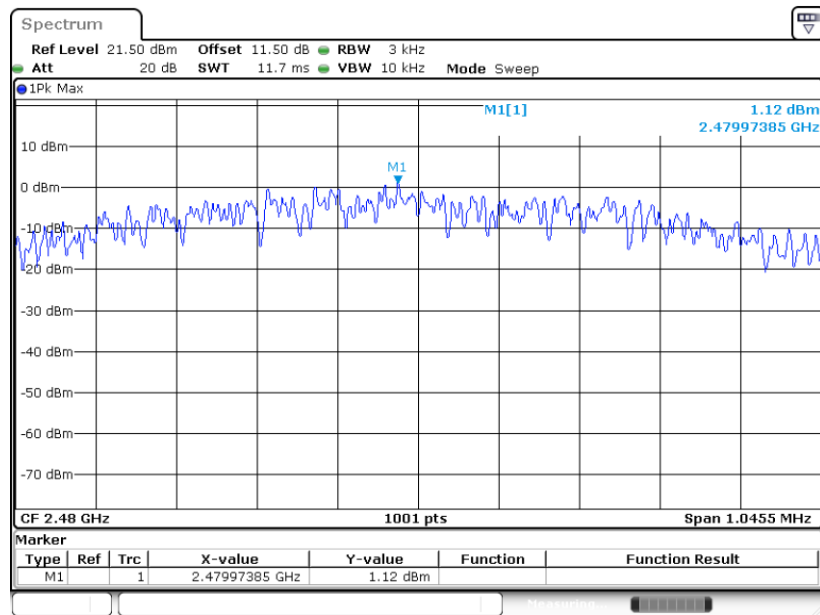


PSD 3kHz Plot on Channel 19



Date: 7.AUG.2025 11:50:09

PSD 3kHz Plot on Channel 39



Date: 7.AUG.2025 11:52:26

3.4 Conducted Band Edges and Spurious Emission Measurement

3.4.1 Limit of Conducted Band Edges and Spurious Emission

All harmonics/spurious must be at least 20 dB down from the highest emission level within the authorized band.

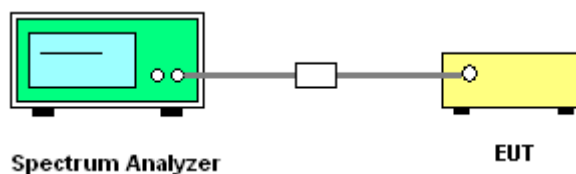
3.4.2 Measuring Instruments

The section 4.0 of List of Measuring Equipment of this test report is used for test.

3.4.3 Test Procedure

1. The testing follows ANSI C63.10-2013 clause 11.13
2. The RF output of EUT was connected to the spectrum analyzer by RF cable and attenuator. The path loss was compensated to the results for each measurement.
3. Set to the maximum power setting and enable the EUT transmit continuously.
4. Set RBW = 100 kHz, VBW=300 kHz, Peak Detector. Unwanted Emissions measured in any 100 kHz bandwidth outside of the authorized frequency band shall be attenuated by at least 20 dB relative to the maximum in-band peak PSD level in 100 kHz when maximum peak conducted output power procedure is used. If the transmitter complies with the conducted power limits based on the use of RMS averaging over a time interval, the attenuation required under this paragraph shall be 30 dB instead of 20 dB.
5. Measure and record the results in the test report.
6. The RF fundamental frequency should be excluded against the limit line in the operating frequency band.

3.4.4 Test Setup



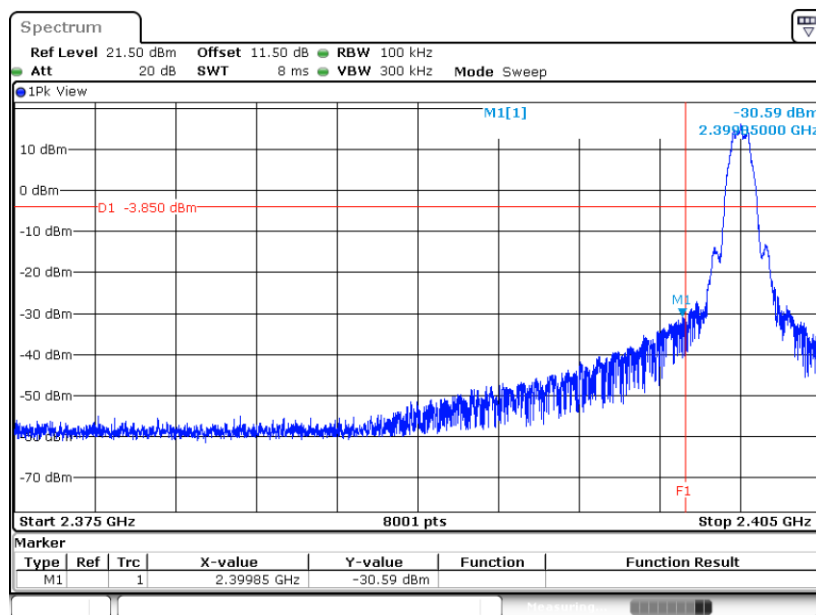
3.4.5 Test Result of Conducted Band Edges Plots

Please refer to Appendix A.

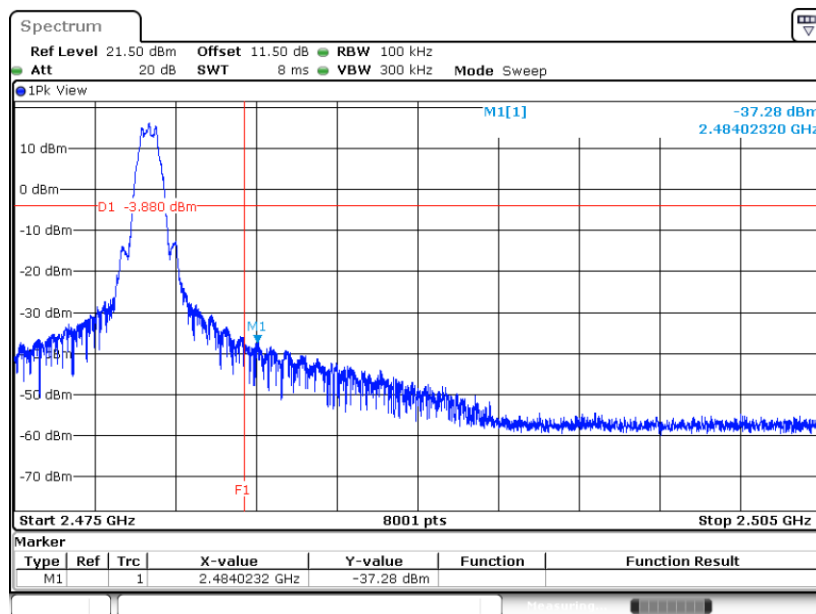


BLE 1Mbps

Low Band Edge Plot on Channel 00



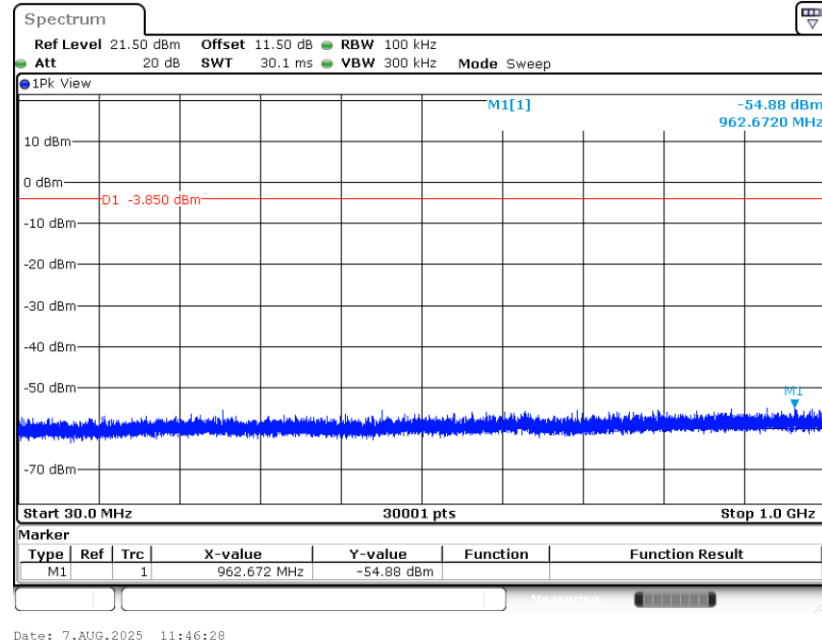
High Band Edge Plot on Channel 39



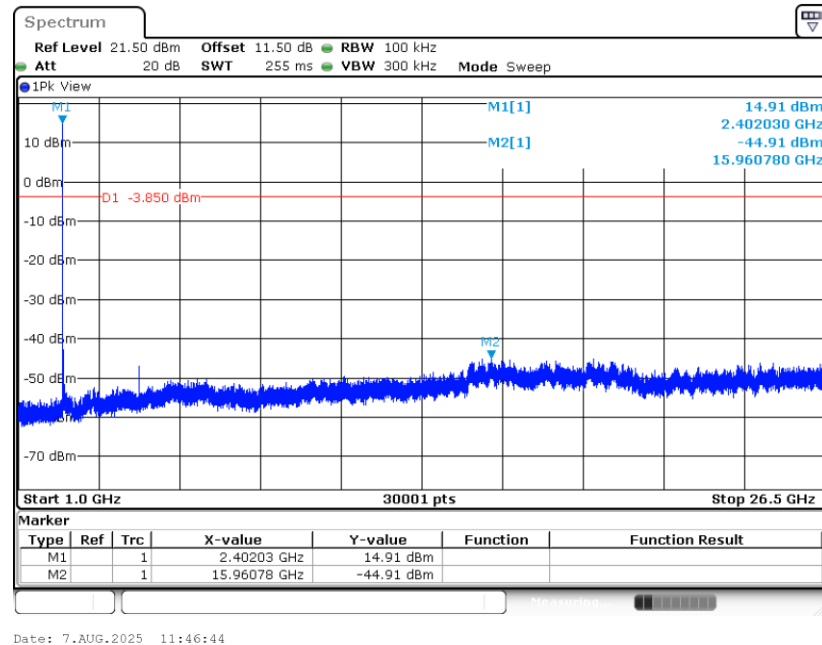


3.4.6 Test Result of Conducted Spurious Emission Plots

Conducted Spurious Emission Plot on Bluetooth LE 1Mbps GFSK Channel 00

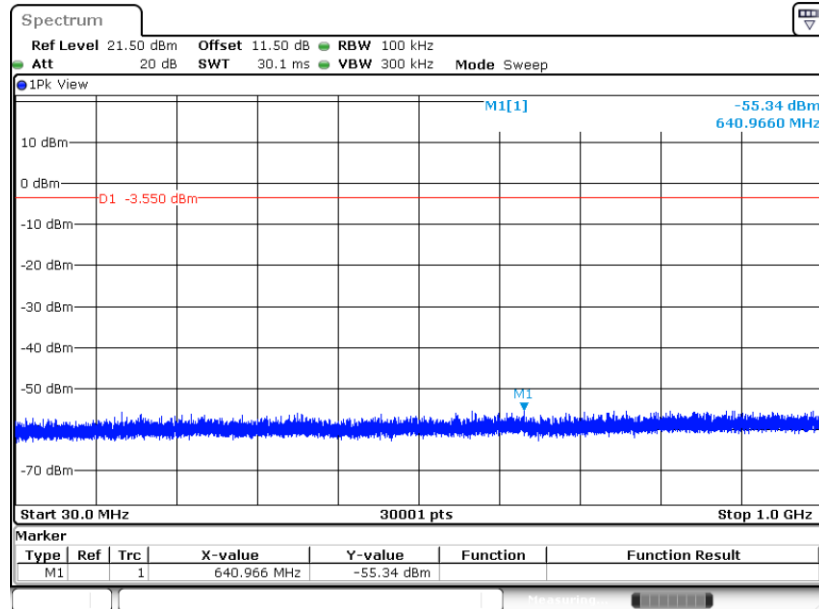


Conducted Spurious Emission Plot on Bluetooth LE 1Mbps GFSK Channel 00



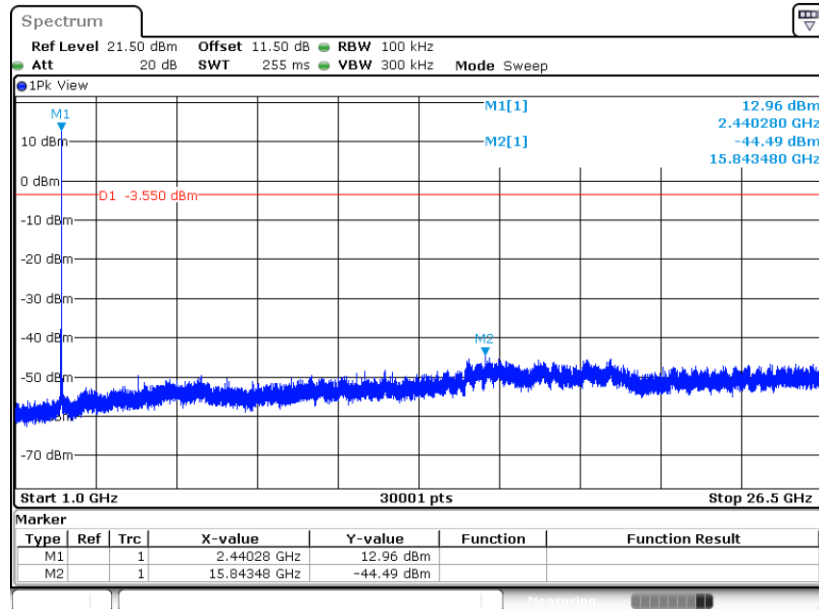


Conducted Spurious Emission Plot on Bluetooth LE 1Mbps
GFSK Channel 19



Date: 7.AUG.2025 11:50:50

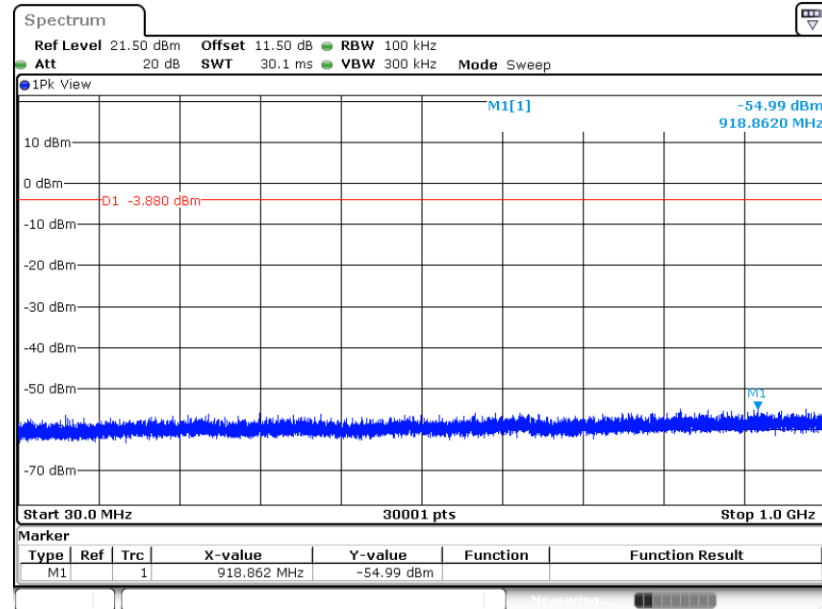
Conducted Spurious Emission Plot on Bluetooth LE 1Mbps
GFSK Channel 19



Date: 7.AUG.2025 11:51:09

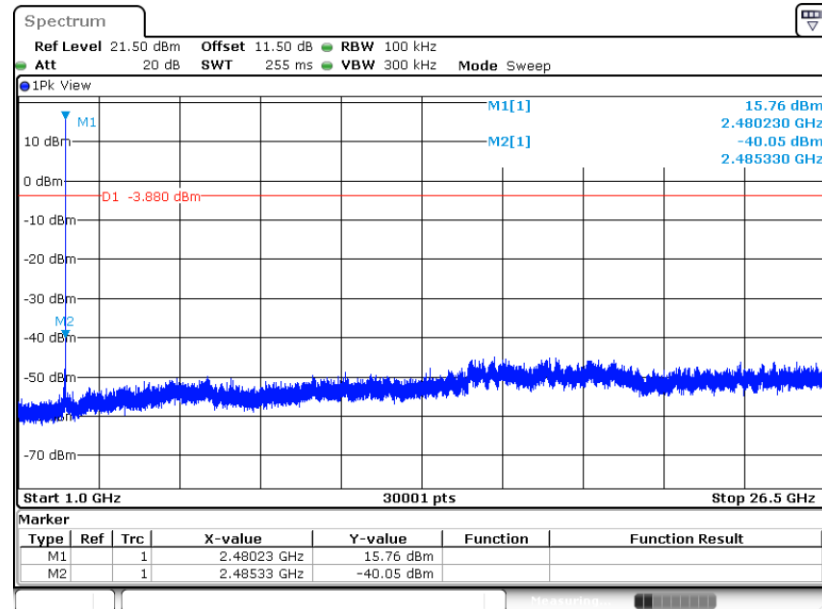


Conducted Spurious Emission Plot on Bluetooth LE 1Mbps
GFSK Channel 39



Date: 7.AUG.2025 11:53:10

Conducted Spurious Emission Plot on Bluetooth LE 1Mbps
GFSK Channel 39



Date: 7.AUG.2025 11:53:27

3.5 Radiated Band Edges and Spurious Emission Measurement

3.5.1 Limit of Radiated Band Edges and Spurious Emission

In any 100 kHz bandwidth outside the intentional radiator frequency band, all harmonics/spurious must be at least 20 dB below the highest emission level within the authorized band. If the output power of this device was measured by spectrum analyzer, the attenuation under this paragraph shall be 30 dB instead of 20 dB. In addition, radiated emissions which fall in the restricted bands must also comply with the limits as below.

Frequency (MHz)	Field Strength (microvolts/meter)	Measurement Distance (meters)
0.009 – 0.490	2400/F(kHz)	300
0.490 – 1.705	24000/F(kHz)	30
1.705 – 30.0	30	30
30 – 88	100	3
88 – 216	150	3
216 - 960	200	3
Above 960	500	3

3.5.2 Measuring Instruments

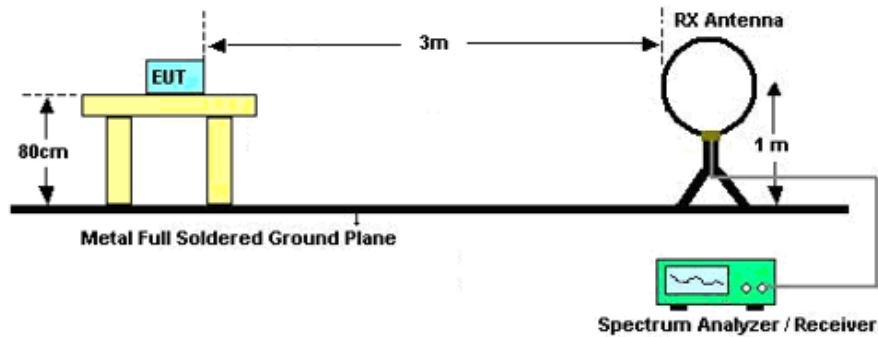
The section 4.0 of List of Measuring Equipment of this test report is used for test.

3.5.3 Test Procedures

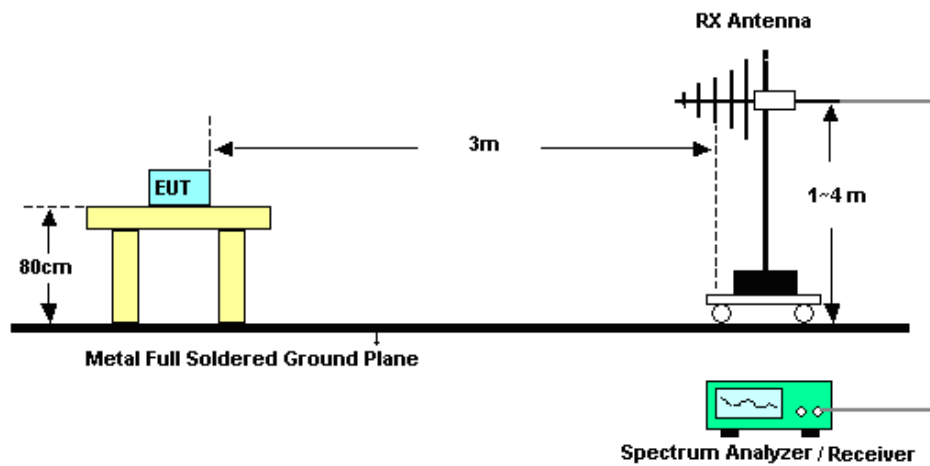
1. The testing follows ANSI C63.10-2013 clause 11.11 & 11.12
2. The EUT was arranged to its worst case and then tune the antenna tower (from 1 m to 4 m) and turntable (from 0 degree to 360 degrees) to find the maximum reading. A pre-amp and a high pass filter are used for the test in order to get better signal level.
3. The EUT was placed on a turntable with 0.8 meter for frequency below 1GHz and 1.5 meter for frequency above 1GHz respectively above ground.
4. The EUT was set 3 meters from the interference receiving antenna, which was mounted on the top of a variable height antenna tower.
5. Corrected Reading: Antenna Factor + Cable Loss + Read Level - Preamp Factor = Level
6. For testing below 1GHz, if the emission level of the EUT in peak mode was 3 dB lower than the limit specified, then peak values of EUT will be reported, otherwise, the emissions will be repeated one by one using the CISPR quasi-peak method and reported.
7. For testing above 1GHz, the emission level of the EUT in peak mode was 20dB lower than peak limit (that means the emission level in average mode also complies with the limit in average mode), then peak values of EUT will be reported, otherwise, the emissions will be measured in average mode again and reported.
8. Use the following spectrum analyzer settings:
 - (1) Span shall wide enough to fully capture the emission being measured;
 - (2) Set RBW=100 kHz for $f < 1$ GHz; VBW = RBW; Sweep = auto; Detector function = peak; Trace = max hold;
 - (3) Set RBW = 1 MHz, VBW= 3MHz for $f \geq 1$ GHz for peak measurement.
For average measurement:
 - VBW = 10 Hz, when duty cycle is no less than 98 percent.
 - VBW $\geq 1/T$, when duty cycle is less than 98 percent where T is the minimum transmission duration over which the transmitter is on and is transmitting at its maximum power control level for the tested mode of operation.

3.5.4 Test Setup

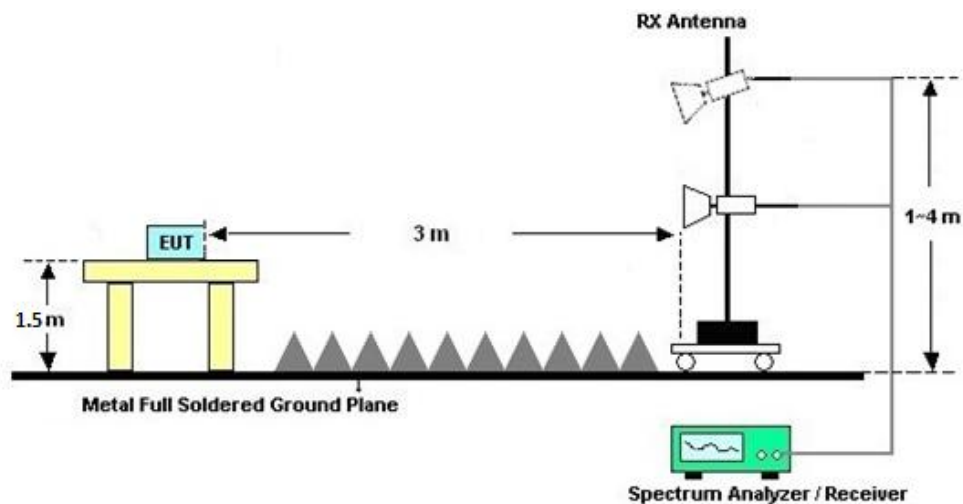
For radiated emissions below 30MHz



For radiated emissions from 30MHz to 1GHz



For radiated emissions above 1GHz





3.5.5 Test Results of Radiated Spurious Emissions (9 kHz ~ 30 MHz)

The low frequency, which started from 9 kHz to 30MHz, was pre-scanned and the result which was 20dB lower than the limit line was not reported.

There is a comparison data of both open-field test site and semi-Anechoic chamber, and the result came out very similar.

3.5.6 Test Result of Radiated Spurious at Band Edges

Please refer to Appendix C.

3.5.7 Duty Cycle

Please refer to Appendix D.

3.5.8 Test Result of Radiated Spurious Emission (30MHz ~ 10th Harmonic or 40GHz, whichever is lower)

Please refer to Appendix C.

3.6 AC Conducted Emission Measurement

3.6.1 Limit of AC Conducted Emission

For equipment that is designed to be connected to the public utility (AC) power line, the radio frequency voltage that is conducted back onto the AC power line on any frequency or frequencies within the band 150 kHz to 30 MHz shall not exceed the limits in the following table.

Frequency of emission (MHz)	Conducted limit (dB μ V)	
	Quasi-peak	Average
0.15-0.5	66 to 56*	56 to 46*
0.5-5	56	46
5-30	60	50

*Decreases with the logarithm of the frequency.

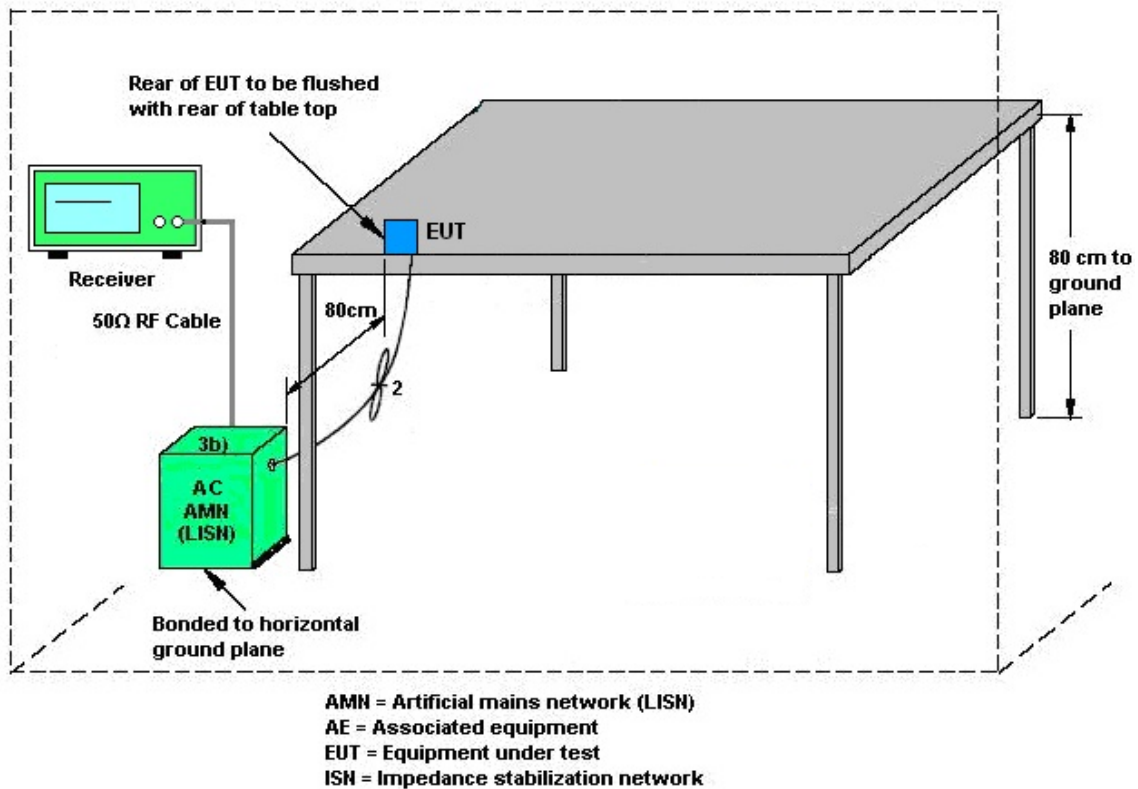
3.6.2 Measuring Instruments

The section 4.0 of List of Measuring Equipment of this test report is used for test.

3.6.3 Test Procedures

1. The EUT was placed 0.4 meter from the conducting wall of the shielding room was kept at least 80 centimeters from any other grounded conducting surface.
2. Connect EUT to the power mains through a line impedance stabilization network (LISN).
3. All the support units are connecting to the other LISN.
4. The LISN provides 50 ohm coupling impedance for the measuring instrument.
5. The FCC states that a 50 ohm, 50 microhenry LISN should be used.
6. Both sides of AC line were checked for maximum conducted interference.
7. The frequency range from 150 kHz to 30 MHz was searched.
8. Set the test-receiver system to Peak Detect Function and specified bandwidth (IF Bandwidth = 9kHz) with Maximum Hold Mode. Then measurement is also conducted by Average Detector and Quasi-Peak Detector Function respectively.

3.6.4 Test Setup



3.6.5 Test Result of AC Conducted Emission

Please refer to Appendix B.



3.7 Antenna Requirements

3.7.1 Standard Applicable

If directional gain of transmitting antennas is greater than 6dBi, the power shall be reduced by the same level in dB comparing to gain minus 6dBi. The use of a permanently attached antenna or of an antenna that uses a unique coupling to the intentional radiator shall be considered sufficient to comply with the rule.

3.7.2 Antenna Anti-Replacement Construction

An embedded-in antenna design is used.

3.7.3 Antenna Gain

The antenna peak gain of EUT is less than 6 dBi. Therefore, it is not necessary to reduce maximum peak output power limit.



4 List of Measuring Equipment

Instrument	Manufacturer	Model No.	Serial No.	Characteristics	Calibration Date	Test Date	Due Date	Remark
EMI Test Receiver	Keysight	N9038A	MY56400004	3Hz~8.5GHz;Max 30dBm	Oct. 11, 2024	Aug. 04, 2025~Aug. 05, 2025	Oct. 10, 2025	Radiation (03CH03-KS)
EXA Spectrum Analyzer	Keysight	N9010A	MY55150244	10Hz~44GHz	Apr. 18, 2025	Aug. 04, 2025~Aug. 05, 2025	Apr. 17, 2026	Radiation (03CH03-KS)
Loop Antenna	R&S	HFH2-Z2E	101125	9kHz~30MHz	Sep. 08, 2024	Aug. 04, 2025~Aug. 05, 2025	Sep. 07, 2025	Radiation (03CH03-KS)
Bilog Antenna	TeseQ	CBL6111D	44483	30MHz~1GHz	Nov. 23, 2024	Aug. 04, 2025~Aug. 05, 2025	Nov. 22, 2025	Radiation (03CH03-KS)
Double Ridge Horn Antenna	ETS-Lindgren	3117	00251982	1GHz~18GHz	Aug. 16, 2024	Aug. 04, 2025~Aug. 05, 2025	Aug. 15, 2025	Radiation (03CH03-KS)
SHF-EHF Horn	com-power	AH-840	101116	18GHz~40GHz	Oct. 22, 2024	Aug. 04, 2025~Aug. 05, 2025	Oct. 21, 2025	Radiation (03CH03-KS)
Amplifier	SONOMA	310N	380826	9KHz~1GHz	Jul. 02, 2025	Aug. 04, 2025~Aug. 05, 2025	Jul. 01, 2026	Radiation (03CH03-KS)
Amplifier	EM	EM18G40GA	060851	18~40GHz	Jan. 02, 2025	Aug. 04, 2025~Aug. 05, 2025	Jan. 01, 2026	Radiation (03CH03-KS)
high gain Amplifier	EM	EM01G18GA	060834	1Ghz~18Ghz	Dec. 02, 2024	Aug. 04, 2025~Aug. 05, 2025	Dec. 01, 2025	Radiation (03CH03-KS)
Amplifier	EM	EM01G18GA	EM	1GHz~26.5GHz	Oct. 09, 2024	Aug. 04, 2025~Aug. 05, 2025	Oct. 08, 2025	Radiation (03CH03-KS)
AC Power Source	Chroma	61601	F104090004	N/A	NCR	Aug. 04, 2025~Aug. 05, 2025	NCR	Radiation (03CH03-KS)
Turn Table	ChamPro	EM 1000-T	060762-T	0~360 degree	NCR	Aug. 04, 2025~Aug. 05, 2025	NCR	Radiation (03CH03-KS)
Antenna Mast	ChamPro	EM 1000-A	060762-A	1 m~4 m	NCR	Aug. 04, 2025~Aug. 05, 2025	NCR	Radiation (03CH03-KS)
Spectrum Analyzer	R&S	FSV40	101040	10Hz~40GHz	Oct. 10, 2024	Aug. 07, 2025	Oct. 09, 2025	Conducted (TH01-KS)
Pulse Power Sensor	Anritsu	MA2411B	0917070	300MHz~40GHz	Jan. 02, 2025	Aug. 07, 2025	Jan. 01, 2026	Conducted (TH01-KS)
Power Meter	Anritsu	ML2495A	1005002	50MHz Bandwidth	Jan. 02, 2025	Aug. 07, 2025	Jan. 01, 2026	Conducted (TH01-KS)
EMI Receiver	R&S	ESCI7	100768	9kHz~7GHz;	Apr. 16, 2025	Aug. 08, 2025	Apr. 15, 2026	Conduction (CO01-KS)
AC LISN (for auxiliary equipment)	MessTec	AN3016	060103	9kHz~30MHz	Aug. 20, 2024	Aug. 08, 2025	Aug. 19, 2025	Conduction (CO01-KS)
AC LISN	MessTec	AN3016	060105	9kHz~30MHz	Dec. 24, 2024	Aug. 08, 2025	Dec. 23, 2025	Conduction (CO01-KS)
AC Power Source	Chroma	61602	ABP000000811	AC 0V~300V, 45Hz~1000Hz	Oct. 09, 2024	Aug. 08, 2025	Oct. 08, 2025	Conduction (CO01-KS)

NCR: No Calibration Required

5 Measurement Uncertainty

The measurement uncertainties shown below were calculated in accordance with the requirements of ANSI 63.10-2013. All the measurement uncertainty value were shown with a coverage K=2 to indicate 95% level of confidence. The measurement data show herein meets or exceeds the CISPR measurement uncertainty values specified in CISPR 16-4-2 and can be compared directly to specified limit to determine compliance.

Uncertainty of Conducted Measurement

Conducted Spurious Emission & Bandedge	±2.00 dB
Occupied Channel Bandwidth	±0.384%
Conducted Power	±0.90 dB
Conducted Power Spectral Density	±0.90 dB
Frequency	±0.38ppm

Uncertainty of AC Conducted Emission Measurement (0.15 MHz ~ 30 MHz)

Measuring Uncertainty for a Level of Confidence of 95% (U = 2Uc(y))	2.84 dB
---	---------

Uncertainty of Radiated Emission Measurement (9 KHz ~ 30 MHz)

Measuring Uncertainty for a Level of Confidence of 95% (U = 2Uc(y))	3.3 dB
---	--------

Uncertainty of Radiated Emission Measurement (30 MHz ~ 1000 MHz)

Measuring Uncertainty for a Level of Confidence of 95% (U = 2Uc(y))	6.2 dB
---	--------

Uncertainty of Radiated Emission Measurement (1 GHz ~ 18 GHz)

Measuring Uncertainty for a Level of Confidence of 95% (U = 2Uc(y))	4.88 dB
---	---------

Uncertainty of Radiated Emission Measurement (18 GHz ~ 40 GHz)

Measuring Uncertainty for a Level of Confidence of 95% (U = 2Uc(y))	5.32 dB
---	---------

----- THE END -----



Appendix A. Conducted Test Results

Bluetooth Low Energy

Test Engineer:	Smile Wang	Temperature:	20~26	°C
Test Date:	2025/8/7	Relative Humidity:	40~51	%

TEST RESULTS DATA
6dB and 99% Occupied Bandwidth

Mod.	Data Rate	NTX	CH.	Freq. (MHz)	99% Occupied BW (MHz)	6dB BW (MHz)	6dB BW Limit (MHz)	Pass/Fail
BLE	1Mbps	1	0	2402	1.05	0.69	0.50	Pass
BLE	1Mbps	1	19	2440	1.05	0.71	0.50	Pass
BLE	1Mbps	1	39	2480	1.05	0.70	0.50	Pass

TEST RESULTS DATA
Peak Power Table

Mod.	Data Rate	NTX	CH.	Freq. (MHz)	Peak Conducted Power (dBm)	Conducted Power Limit (dBm)	DG (dBi)	EIRP Power (dBm)	EIRP Power Limit (dBm)	Pass /Fail
BLE	1Mbps	1	0	2402	16.38	30.00	1.20	17.58	36.00	Pass
BLE	1Mbps	1	19	2440	16.72	30.00	1.20	17.92	36.00	Pass
BLE	1Mbps	1	39	2480	16.58	30.00	1.20	17.78	36.00	Pass

TEST RESULTS DATA
Average Power Table
(Reporting Only)

Mod.	Data Rate	NTX	CH.	Freq. (MHz)	Duty Factor (dB)	Average Conducted Power (dBm)
BLE	1Mbps	1	0	2402	2.03	16.27
BLE	1Mbps	1	19	2440	2.03	16.62
BLE	1Mbps	1	39	2480	2.03	16.52

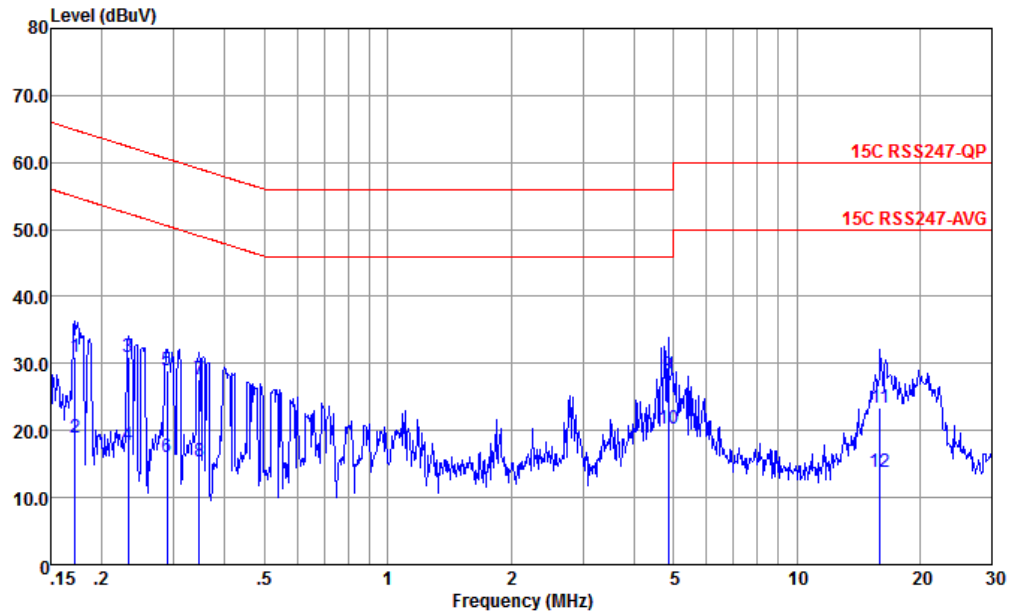
TEST RESULTS DATA
Peak Power Density

Mod.	Data Rate	NTX	CH.	Freq. (MHz)	Peak PSD (dBm /100kHz)	Peak PSD (dBm /3kHz)	DG (dBi)	Peak PSD Limit (dBm /3kHz)	Pass/Fail
BLE	1Mbps	1	0	2402	16.15	1.21	1.20	8.00	Pass
BLE	1Mbps	1	19	2440	16.45	1.43	1.20	8.00	Pass
BLE	1Mbps	1	39	2480	16.12	1.12	1.20	8.00	Pass

Note: PSD (dBm/ 100kHz) is a reference level used for Conducted Band Edges and Conducted Spurious Emission 20dBc limit.

Appendix B. AC Conducted Emission Test Results

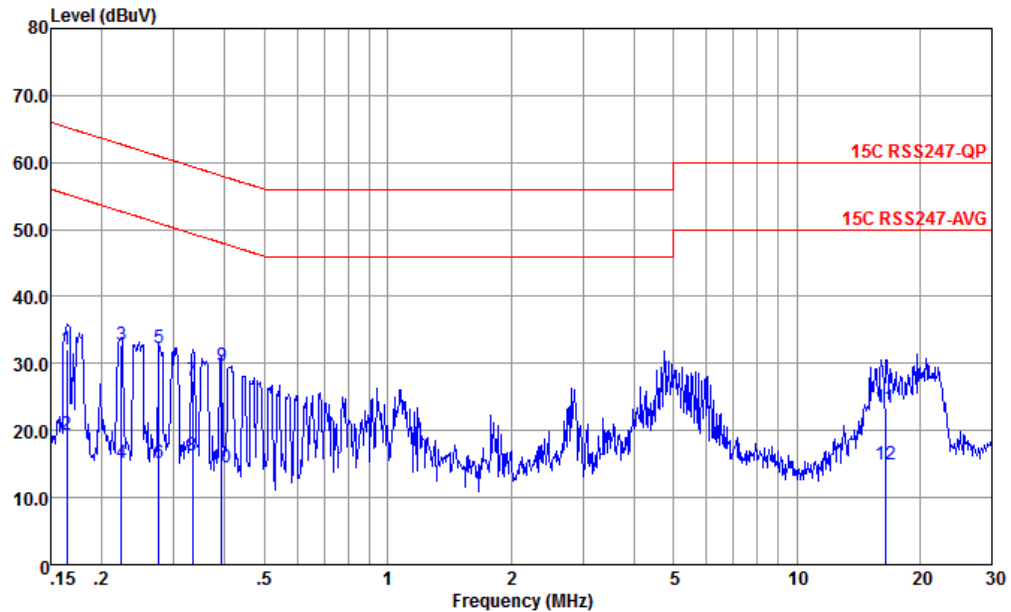
Test Engineer :	Amos Zhang	Temperature :	25.3 ~ 26.2℃
		Relative Humidity :	38 ~ 42%
Test Voltage :	120Vac / 60Hz	Phase :	Line
Remark :	All emissions not reported here are more than 10 dB below the prescribed limit.		



Site : CO01-KS
Condition : 15C RSS247-QP LISN-060105-L 24+80 LINE

	Freq	Level	Over	Limit	Read	LISN	Cable	
	MHz	dBuV	Limit	Line	Level	Factor	Loss	Remark
	MHz	dBuV	dB	dBuV	dBuV	dB	dB	
1	0.172	30.90	-33.96	64.86	20.20	0.25	10.45	QP
2	0.172	18.90	-35.96	54.86	8.20	0.25	10.45	Average
3	0.232	30.94	-31.45	62.39	20.20	0.27	10.47	QP
4	0.232	17.94	-34.45	52.39	7.20	0.27	10.47	Average
5	0.289	28.99	-31.55	60.54	18.20	0.31	10.48	QP
6	0.289	15.99	-34.55	50.54	5.20	0.31	10.48	Average
7	0.346	27.72	-31.33	59.05	16.90	0.34	10.48	QP
8	0.346	15.32	-33.73	49.05	4.50	0.34	10.48	Average
9	4.848	28.41	-27.59	56.00	17.80	0.41	10.20	QP
10 *	4.848	20.21	-25.79	46.00	9.60	0.41	10.20	Average
11	15.970	23.39	-36.61	60.00	12.20	0.91	10.28	QP
12	15.970	13.79	-36.21	50.00	2.60	0.91	10.28	Average

Test Engineer :	Amos Zhang	Temperature :	25.3 ~ 26.2℃
		Relative Humidity :	38 ~ 42%
Test Voltage :	120Vac / 60Hz	Phase :	Neutral
Remark :	All emissions not reported here are more than 10 dB below the prescribed limit.		



Site : CO01-KS
Condition : 15C RSS247-QP LISN-060105-N 24+80 NEUTRAL

	Freq	Level	Over	Limit	Read	LISN	Cable	
	MHz	dBuV	Limit	Line	Level	Factor	Loss	Remark
			dB	dBuV	dBuV	dB	dB	
1	0.164	32.20	-33.05	65.25	21.51	0.24	10.45	QP
2	0.164	19.30	-35.95	55.25	8.61	0.24	10.45	Average
3	0.223	32.82	-29.88	62.70	22.11	0.25	10.46	QP
4	0.223	15.22	-37.48	52.70	4.51	0.25	10.46	Average
5	0.276	32.25	-28.69	60.94	21.50	0.28	10.47	QP
6	0.276	15.25	-35.69	50.94	4.50	0.28	10.47	Average
7	0.334	27.39	-31.96	59.35	16.61	0.30	10.48	QP
8	0.334	16.29	-33.06	49.35	5.51	0.30	10.48	Average
9 *	0.393	29.63	-28.36	57.99	18.79	0.35	10.49	QP
10	0.393	14.43	-33.56	47.99	3.59	0.35	10.49	Average
11	16.486	23.42	-36.58	60.00	12.19	0.94	10.29	QP
12	16.486	14.82	-35.18	50.00	3.59	0.94	10.29	Average

Note:

- Level(dBμV) = Read Level(dBμV) + LISN Factor(dB) + Cable Loss(dB)
- Over Limit(dB) = Level(dBμV) – Limit Line(dBμV)



Appendix C. Radiated Spurious Emission

Test Engineer :	Jake Zhou	Relative Humidity :	52 ~ 56 %
		Temperature :	22 ~ 25 °C

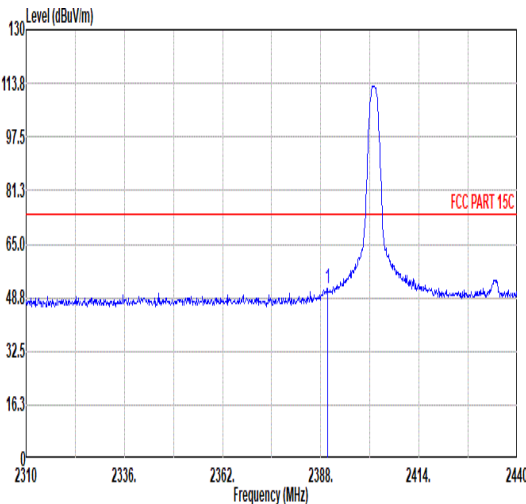
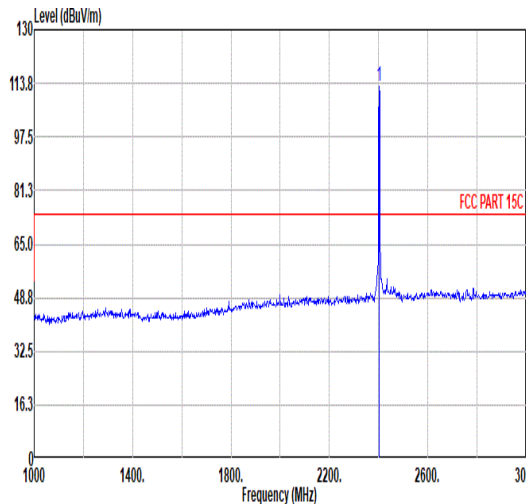
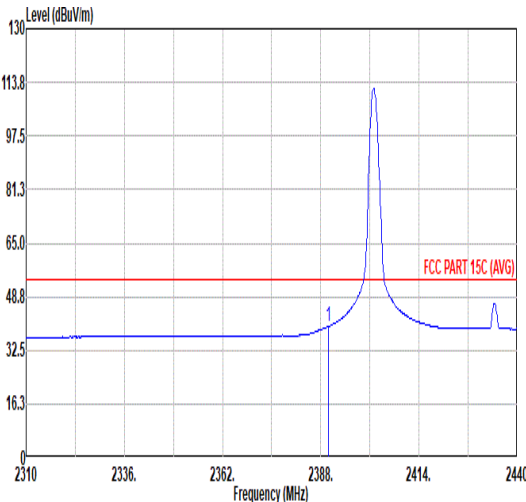
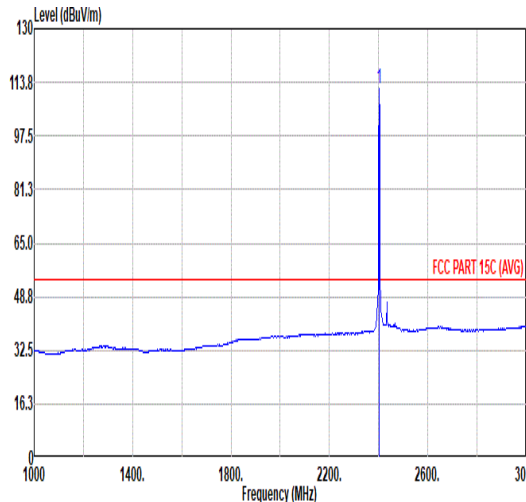
Radiated Spurious Emission Test Modes

Mode	Band (MHz)	Antenna	Modulation	Channel	Frequency	Data Rate	RU	Remark
Mode 1	2400-2483.5	SISO	Bluetooth-LE_GSKF	00	2402	1Mbps	-	-
Mode 2	2400-2483.5	SISO	Bluetooth-LE_GSKF	19	2440	1Mbps	-	-
Mode 3	2400-2483.5	SISO	Bluetooth-LE_GSKF	39	2480	1Mbps	-	-

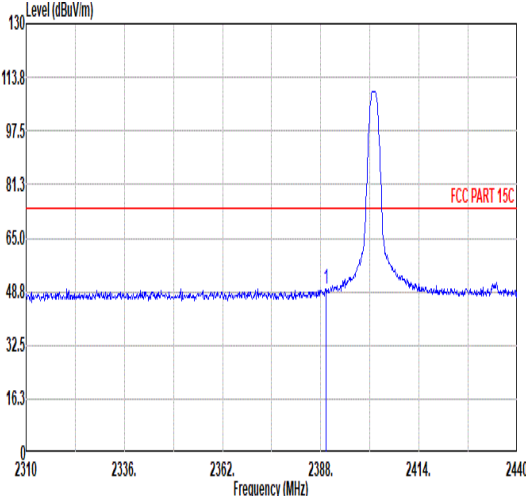
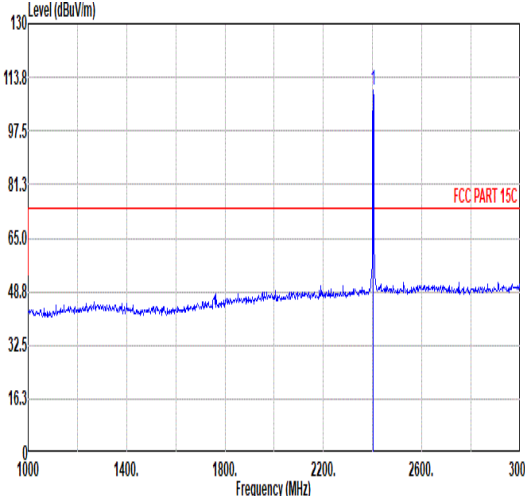
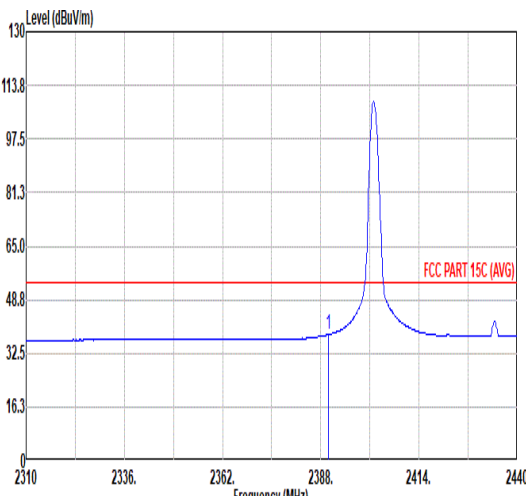
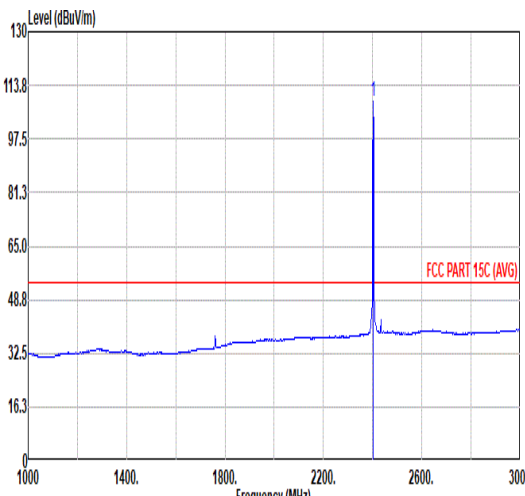
Summary of each worse mode

Mode	Modulation	Ch.	Freq. (MHz)	Level (dBuV/m)	Limit (dBuV/m)	Margin (dB)	Pol.	Peak Avg.	Result	Remark
1	Bluetooth-LE_GSKF	00	2389.95	39.74	54.00	-14.26	H	AVERAGE	Pass	Band Edge
1	Bluetooth-LE_GSKF	00	4804.00	48.29	54.00	-5.71	H	AVERAGE	Pass	Harmonic
2	Bluetooth-LE_GSKF	19	-	-	-	-	-	-	-	Band Edge
2	Bluetooth-LE_GSKF	19	4880.00	47.34	54.00	-6.66	H	AVERAGE	Pass	Harmonic
3	Bluetooth-LE_GSKF	39	2483.50	48.62	54.00	-5.38	H	AVERAGE	Pass	Band Edge
3	Bluetooth-LE_GSKF	39	4960.00	49.84	54.00	-4.16	H	AVERAGE	Pass	Harmonic



Mode	1																																																																																											
	Band Edge																																																																																											
	2400-2483.5_Bluetooth-LE_GSKF_CH00_2402MHz																																																																																											
ANT	SISO																																																																																											
Pol.	Horizontal	Fundamental																																																																																										
Peak	 <table><tr><th></th><th>Limit</th><th>Over</th><th>Read</th><th>Ant</th><th>Cable</th><th>Preamp</th><th>Aux</th><th>APos</th><th>TPos</th><th></th></tr><tr><th>Freq</th><th>Level</th><th>Line</th><th>Limit</th><th>Level</th><th>Factor</th><th>Loss</th><th>Factor</th><th>Factor</th><th></th><th>Remark</th></tr><tr><th></th><th>MHz</th><th>dBuV/m</th><th>dBuV/m</th><th>dB</th><th>dBuV</th><th>dB/m</th><th>dB</th><th>dB</th><th>cm</th><th>deg</th></tr><tr><td>1</td><td>2389.82</td><td>51.33</td><td>74.00</td><td>-22.67</td><td>42.92</td><td>32.48</td><td>7.16</td><td>37.23</td><td>6.00</td><td>100</td><td>114 PEAK</td></tr></table>		Limit	Over	Read	Ant	Cable	Preamp	Aux	APos	TPos		Freq	Level	Line	Limit	Level	Factor	Loss	Factor	Factor		Remark		MHz	dBuV/m	dBuV/m	dB	dBuV	dB/m	dB	dB	cm	deg	1	2389.82	51.33	74.00	-22.67	42.92	32.48	7.16	37.23	6.00	100	114 PEAK	 <table><tr><th></th><th>Limit</th><th>Over</th><th>Read</th><th>Ant</th><th>Cable</th><th>Preamp</th><th>Aux</th><th>APos</th><th>TPos</th><th></th></tr><tr><th>Freq</th><th>Level</th><th>Line</th><th>Limit</th><th>Level</th><th>Factor</th><th>Loss</th><th>Factor</th><th>Factor</th><th></th><th>Remark</th></tr><tr><th></th><th>MHz</th><th>dBuV/m</th><th>dBuV/m</th><th>dB</th><th>dBuV</th><th>dB/m</th><th>dB</th><th>dB</th><th>cm</th><th>deg</th></tr><tr><td>1</td><td>2402.00</td><td>112.90</td><td>-----</td><td>-----</td><td>104.45</td><td>32.49</td><td>7.18</td><td>37.22</td><td>6.00</td><td>100</td><td>114 PEAK</td></tr></table>		Limit	Over	Read	Ant	Cable	Preamp	Aux	APos	TPos		Freq	Level	Line	Limit	Level	Factor	Loss	Factor	Factor		Remark		MHz	dBuV/m	dBuV/m	dB	dBuV	dB/m	dB	dB	cm	deg	1	2402.00	112.90	-----	-----	104.45	32.49	7.18	37.22	6.00	100	114 PEAK
		Limit	Over	Read	Ant	Cable	Preamp	Aux	APos	TPos																																																																																		
Freq	Level	Line	Limit	Level	Factor	Loss	Factor	Factor		Remark																																																																																		
	MHz	dBuV/m	dBuV/m	dB	dBuV	dB/m	dB	dB	cm	deg																																																																																		
1	2389.82	51.33	74.00	-22.67	42.92	32.48	7.16	37.23	6.00	100	114 PEAK																																																																																	
	Limit	Over	Read	Ant	Cable	Preamp	Aux	APos	TPos																																																																																			
Freq	Level	Line	Limit	Level	Factor	Loss	Factor	Factor		Remark																																																																																		
	MHz	dBuV/m	dBuV/m	dB	dBuV	dB/m	dB	dB	cm	deg																																																																																		
1	2402.00	112.90	-----	-----	104.45	32.49	7.18	37.22	6.00	100	114 PEAK																																																																																	
Avg	 <table><tr><th></th><th>Limit</th><th>Over</th><th>Read</th><th>Ant</th><th>Cable</th><th>Preamp</th><th>Aux</th><th>APos</th><th>TPos</th><th></th></tr><tr><th>Freq</th><th>Level</th><th>Line</th><th>Limit</th><th>Level</th><th>Factor</th><th>Loss</th><th>Factor</th><th>Factor</th><th></th><th>Remark</th></tr><tr><th></th><th>MHz</th><th>dBuV/m</th><th>dBuV/m</th><th>dB</th><th>dBuV</th><th>dB/m</th><th>dB</th><th>dB</th><th>cm</th><th>deg</th></tr><tr><td>1</td><td>2389.95</td><td>39.74</td><td>54.00</td><td>-14.26</td><td>31.33</td><td>32.48</td><td>7.16</td><td>37.23</td><td>6.00</td><td>100</td><td>114 AVERAGE</td></tr></table>		Limit	Over	Read	Ant	Cable	Preamp	Aux	APos	TPos		Freq	Level	Line	Limit	Level	Factor	Loss	Factor	Factor		Remark		MHz	dBuV/m	dBuV/m	dB	dBuV	dB/m	dB	dB	cm	deg	1	2389.95	39.74	54.00	-14.26	31.33	32.48	7.16	37.23	6.00	100	114 AVERAGE	 <table><tr><th></th><th>Limit</th><th>Over</th><th>Read</th><th>Ant</th><th>Cable</th><th>Preamp</th><th>Aux</th><th>APos</th><th>TPos</th><th></th></tr><tr><th>Freq</th><th>Level</th><th>Line</th><th>Limit</th><th>Level</th><th>Factor</th><th>Loss</th><th>Factor</th><th>Factor</th><th></th><th>Remark</th></tr><tr><th></th><th>MHz</th><th>dBuV/m</th><th>dBuV/m</th><th>dB</th><th>dBuV</th><th>dB/m</th><th>dB</th><th>dB</th><th>cm</th><th>deg</th></tr><tr><td>1</td><td>2402.00</td><td>111.89</td><td>-----</td><td>-----</td><td>103.44</td><td>32.49</td><td>7.18</td><td>37.22</td><td>6.00</td><td>100</td><td>114 AVERAGE</td></tr></table>		Limit	Over	Read	Ant	Cable	Preamp	Aux	APos	TPos		Freq	Level	Line	Limit	Level	Factor	Loss	Factor	Factor		Remark		MHz	dBuV/m	dBuV/m	dB	dBuV	dB/m	dB	dB	cm	deg	1	2402.00	111.89	-----	-----	103.44	32.49	7.18	37.22	6.00	100	114 AVERAGE
		Limit	Over	Read	Ant	Cable	Preamp	Aux	APos	TPos																																																																																		
Freq	Level	Line	Limit	Level	Factor	Loss	Factor	Factor		Remark																																																																																		
	MHz	dBuV/m	dBuV/m	dB	dBuV	dB/m	dB	dB	cm	deg																																																																																		
1	2389.95	39.74	54.00	-14.26	31.33	32.48	7.16	37.23	6.00	100	114 AVERAGE																																																																																	
	Limit	Over	Read	Ant	Cable	Preamp	Aux	APos	TPos																																																																																			
Freq	Level	Line	Limit	Level	Factor	Loss	Factor	Factor		Remark																																																																																		
	MHz	dBuV/m	dBuV/m	dB	dBuV	dB/m	dB	dB	cm	deg																																																																																		
1	2402.00	111.89	-----	-----	103.44	32.49	7.18	37.22	6.00	100	114 AVERAGE																																																																																	



Mode	1																																																																																											
	Band Edge																																																																																											
	2400-2483.5_Bluetooth-LE_GSKF_CH00_2402MHz																																																																																											
ANT	SISO																																																																																											
Pol.	Vertical	Fundamental																																																																																										
Peak	 <table><tr><th></th><th>Limit</th><th>Over</th><th>Read</th><th>Ant</th><th>Cable</th><th>Preamp</th><th>Aux</th><th>APos</th><th>TPos</th><th></th></tr><tr><th>Freq</th><th>Level</th><th>Line</th><th>Limit</th><th>Level</th><th>Factor</th><th>Loss</th><th>Factor</th><th>Factor</th><th></th><th>Remark</th></tr><tr><th></th><th>MHz</th><th>dBuV/m</th><th>dBuV/m</th><th>dB</th><th>dBuV</th><th>dB/m</th><th>dB</th><th>dB</th><th>cm</th><th>deg</th></tr><tr><td>1</td><td>2389.43</td><td>49.63</td><td>74.00</td><td>-24.37</td><td>41.22</td><td>32.48</td><td>7.16</td><td>37.23</td><td>6.00</td><td>176</td><td>351 PEAK</td></tr></table>		Limit	Over	Read	Ant	Cable	Preamp	Aux	APos	TPos		Freq	Level	Line	Limit	Level	Factor	Loss	Factor	Factor		Remark		MHz	dBuV/m	dBuV/m	dB	dBuV	dB/m	dB	dB	cm	deg	1	2389.43	49.63	74.00	-24.37	41.22	32.48	7.16	37.23	6.00	176	351 PEAK	 <table><tr><th></th><th>Limit</th><th>Over</th><th>Read</th><th>Ant</th><th>Cable</th><th>Preamp</th><th>Aux</th><th>APos</th><th>TPos</th><th></th></tr><tr><th>Freq</th><th>Level</th><th>Line</th><th>Limit</th><th>Level</th><th>Factor</th><th>Loss</th><th>Factor</th><th>Factor</th><th></th><th>Remark</th></tr><tr><th></th><th>MHz</th><th>dBuV/m</th><th>dBuV/m</th><th>dB</th><th>dBuV</th><th>dB/m</th><th>dB</th><th>dB</th><th>cm</th><th>deg</th></tr><tr><td>1</td><td>2402.00</td><td>109.81</td><td>-----</td><td>-----</td><td>101.36</td><td>32.49</td><td>7.18</td><td>37.22</td><td>6.00</td><td>176</td><td>351 PEAK</td></tr></table>		Limit	Over	Read	Ant	Cable	Preamp	Aux	APos	TPos		Freq	Level	Line	Limit	Level	Factor	Loss	Factor	Factor		Remark		MHz	dBuV/m	dBuV/m	dB	dBuV	dB/m	dB	dB	cm	deg	1	2402.00	109.81	-----	-----	101.36	32.49	7.18	37.22	6.00	176	351 PEAK
		Limit	Over	Read	Ant	Cable	Preamp	Aux	APos	TPos																																																																																		
Freq	Level	Line	Limit	Level	Factor	Loss	Factor	Factor		Remark																																																																																		
	MHz	dBuV/m	dBuV/m	dB	dBuV	dB/m	dB	dB	cm	deg																																																																																		
1	2389.43	49.63	74.00	-24.37	41.22	32.48	7.16	37.23	6.00	176	351 PEAK																																																																																	
	Limit	Over	Read	Ant	Cable	Preamp	Aux	APos	TPos																																																																																			
Freq	Level	Line	Limit	Level	Factor	Loss	Factor	Factor		Remark																																																																																		
	MHz	dBuV/m	dBuV/m	dB	dBuV	dB/m	dB	dB	cm	deg																																																																																		
1	2402.00	109.81	-----	-----	101.36	32.49	7.18	37.22	6.00	176	351 PEAK																																																																																	
Avg	 <table><tr><th></th><th>Limit</th><th>Over</th><th>Read</th><th>Ant</th><th>Cable</th><th>Preamp</th><th>Aux</th><th>APos</th><th>TPos</th><th></th></tr><tr><th>Freq</th><th>Level</th><th>Line</th><th>Limit</th><th>Level</th><th>Factor</th><th>Loss</th><th>Factor</th><th>Factor</th><th></th><th>Remark</th></tr><tr><th></th><th>MHz</th><th>dBuV/m</th><th>dBuV/m</th><th>dB</th><th>dBuV</th><th>dB/m</th><th>dB</th><th>dB</th><th>cm</th><th>deg</th></tr><tr><td>1</td><td>2389.95</td><td>38.16</td><td>54.00</td><td>-15.84</td><td>29.75</td><td>32.48</td><td>7.16</td><td>37.23</td><td>6.00</td><td>176</td><td>351 AVERAGE</td></tr></table>		Limit	Over	Read	Ant	Cable	Preamp	Aux	APos	TPos		Freq	Level	Line	Limit	Level	Factor	Loss	Factor	Factor		Remark		MHz	dBuV/m	dBuV/m	dB	dBuV	dB/m	dB	dB	cm	deg	1	2389.95	38.16	54.00	-15.84	29.75	32.48	7.16	37.23	6.00	176	351 AVERAGE	 <table><tr><th></th><th>Limit</th><th>Over</th><th>Read</th><th>Ant</th><th>Cable</th><th>Preamp</th><th>Aux</th><th>APos</th><th>TPos</th><th></th></tr><tr><th>Freq</th><th>Level</th><th>Line</th><th>Limit</th><th>Level</th><th>Factor</th><th>Loss</th><th>Factor</th><th>Factor</th><th></th><th>Remark</th></tr><tr><th></th><th>MHz</th><th>dBuV/m</th><th>dBuV/m</th><th>dB</th><th>dBuV</th><th>dB/m</th><th>dB</th><th>dB</th><th>cm</th><th>deg</th></tr><tr><td>1</td><td>2402.00</td><td>108.85</td><td>-----</td><td>-----</td><td>100.40</td><td>32.49</td><td>7.18</td><td>37.22</td><td>6.00</td><td>176</td><td>351 AVERAGE</td></tr></table>		Limit	Over	Read	Ant	Cable	Preamp	Aux	APos	TPos		Freq	Level	Line	Limit	Level	Factor	Loss	Factor	Factor		Remark		MHz	dBuV/m	dBuV/m	dB	dBuV	dB/m	dB	dB	cm	deg	1	2402.00	108.85	-----	-----	100.40	32.49	7.18	37.22	6.00	176	351 AVERAGE
		Limit	Over	Read	Ant	Cable	Preamp	Aux	APos	TPos																																																																																		
Freq	Level	Line	Limit	Level	Factor	Loss	Factor	Factor		Remark																																																																																		
	MHz	dBuV/m	dBuV/m	dB	dBuV	dB/m	dB	dB	cm	deg																																																																																		
1	2389.95	38.16	54.00	-15.84	29.75	32.48	7.16	37.23	6.00	176	351 AVERAGE																																																																																	
	Limit	Over	Read	Ant	Cable	Preamp	Aux	APos	TPos																																																																																			
Freq	Level	Line	Limit	Level	Factor	Loss	Factor	Factor		Remark																																																																																		
	MHz	dBuV/m	dBuV/m	dB	dBuV	dB/m	dB	dB	cm	deg																																																																																		
1	2402.00	108.85	-----	-----	100.40	32.49	7.18	37.22	6.00	176	351 AVERAGE																																																																																	

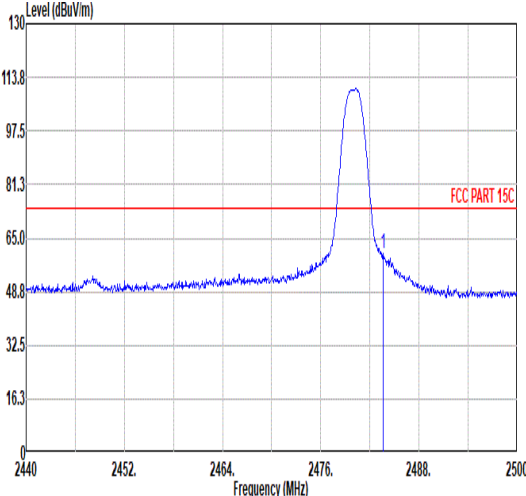
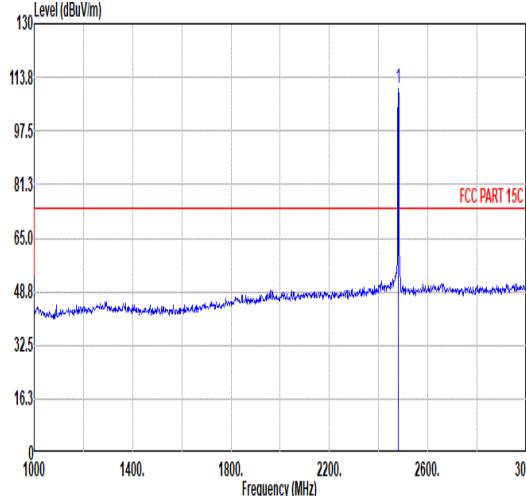
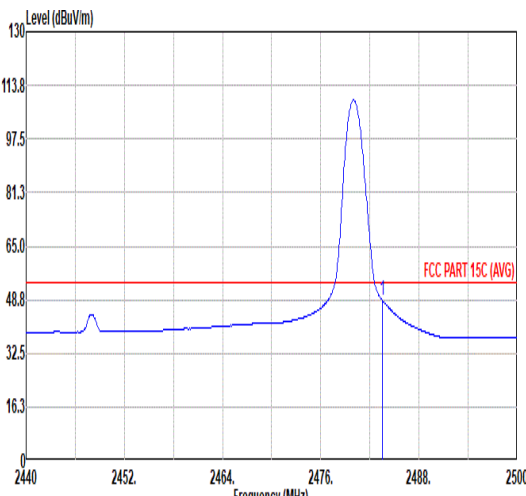
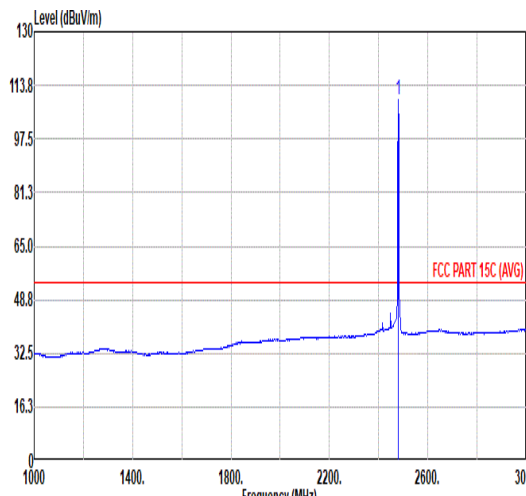


Mode	1																																																																												
	Harmonic																																																																												
	2400-2483.5_Bluetooth-LE_GSKF_CH00_2402MHz																																																																												
ANT	SISO																																																																												
Pol.	Horizontal																																																																												
Peak Avg																																																																													
	<table><tr><th></th><th>Limit</th><th>Over</th><th>Read</th><th>Ant</th><th>Cable</th><th>Preamp</th><th>Aux</th><th>APos</th><th>TPos</th><th></th></tr><tr><th>Freq</th><th>Level</th><th>Line</th><th>Limit</th><th>Level</th><th>Factor</th><th>Loss</th><th>Factor</th><th>Factor</th><th></th><th>Remark</th></tr><tr><th>MHz</th><th>dBuV/m</th><th>dBuV/m</th><th>dB</th><th>dBuV</th><th>dB/m</th><th>dB</th><th>dB</th><th>dB</th><th>cm</th><th>deg</th></tr><tr><td>1 4804.00</td><td>51.28</td><td>74.00</td><td>-22.72</td><td>72.19</td><td>34.81</td><td>10.27</td><td>65.99</td><td>0.00</td><td>100</td><td>327 PEAK</td></tr><tr><td>2 4804.00</td><td>48.29</td><td>54.00</td><td>-5.71</td><td>69.20</td><td>34.81</td><td>10.27</td><td>65.99</td><td>0.00</td><td>100</td><td>327 AVERAGE</td></tr><tr><td>3 7206.00</td><td>48.70</td><td>84.70</td><td>-36.00</td><td>67.14</td><td>36.41</td><td>12.61</td><td>67.46</td><td>0.00</td><td>---</td><td>--- Peak</td></tr></table>												Limit	Over	Read	Ant	Cable	Preamp	Aux	APos	TPos		Freq	Level	Line	Limit	Level	Factor	Loss	Factor	Factor		Remark	MHz	dBuV/m	dBuV/m	dB	dBuV	dB/m	dB	dB	dB	cm	deg	1 4804.00	51.28	74.00	-22.72	72.19	34.81	10.27	65.99	0.00	100	327 PEAK	2 4804.00	48.29	54.00	-5.71	69.20	34.81	10.27	65.99	0.00	100	327 AVERAGE	3 7206.00	48.70	84.70	-36.00	67.14	36.41	12.61	67.46	0.00	---	--- Peak
		Limit	Over	Read	Ant	Cable	Preamp	Aux	APos	TPos																																																																			
	Freq	Level	Line	Limit	Level	Factor	Loss	Factor	Factor		Remark																																																																		
MHz	dBuV/m	dBuV/m	dB	dBuV	dB/m	dB	dB	dB	cm	deg																																																																			
1 4804.00	51.28	74.00	-22.72	72.19	34.81	10.27	65.99	0.00	100	327 PEAK																																																																			
2 4804.00	48.29	54.00	-5.71	69.20	34.81	10.27	65.99	0.00	100	327 AVERAGE																																																																			
3 7206.00	48.70	84.70	-36.00	67.14	36.41	12.61	67.46	0.00	---	--- Peak																																																																			
Vertical																																																																													
	<table><tr><th></th><th>Limit</th><th>Over</th><th>Read</th><th>Ant</th><th>Cable</th><th>Preamp</th><th>Aux</th><th>APos</th><th>TPos</th><th></th></tr><tr><th>Freq</th><th>Level</th><th>Line</th><th>Limit</th><th>Level</th><th>Factor</th><th>Loss</th><th>Factor</th><th>Factor</th><th></th><th>Remark</th></tr><tr><th>MHz</th><th>dBuV/m</th><th>dBuV/m</th><th>dB</th><th>dBuV</th><th>dB/m</th><th>dB</th><th>dB</th><th>dB</th><th>cm</th><th>deg</th></tr><tr><td>1 4804.00</td><td>48.42</td><td>74.00</td><td>-25.58</td><td>69.33</td><td>34.81</td><td>10.27</td><td>65.99</td><td>0.00</td><td>223</td><td>0 PEAK</td></tr><tr><td>2 4804.00</td><td>45.35</td><td>54.00</td><td>-8.65</td><td>66.26</td><td>34.81</td><td>10.27</td><td>65.99</td><td>0.00</td><td>223</td><td>0 AVERAGE</td></tr><tr><td>3 7207.50</td><td>50.47</td><td>86.36</td><td>-35.89</td><td>68.91</td><td>36.42</td><td>12.61</td><td>67.47</td><td>0.00</td><td>---</td><td>--- Peak</td></tr></table>												Limit	Over	Read	Ant	Cable	Preamp	Aux	APos	TPos		Freq	Level	Line	Limit	Level	Factor	Loss	Factor	Factor		Remark	MHz	dBuV/m	dBuV/m	dB	dBuV	dB/m	dB	dB	dB	cm	deg	1 4804.00	48.42	74.00	-25.58	69.33	34.81	10.27	65.99	0.00	223	0 PEAK	2 4804.00	45.35	54.00	-8.65	66.26	34.81	10.27	65.99	0.00	223	0 AVERAGE	3 7207.50	50.47	86.36	-35.89	68.91	36.42	12.61	67.47	0.00	---	--- Peak
		Limit	Over	Read	Ant	Cable	Preamp	Aux	APos	TPos																																																																			
	Freq	Level	Line	Limit	Level	Factor	Loss	Factor	Factor		Remark																																																																		
MHz	dBuV/m	dBuV/m	dB	dBuV	dB/m	dB	dB	dB	cm	deg																																																																			
1 4804.00	48.42	74.00	-25.58	69.33	34.81	10.27	65.99	0.00	223	0 PEAK																																																																			
2 4804.00	45.35	54.00	-8.65	66.26	34.81	10.27	65.99	0.00	223	0 AVERAGE																																																																			
3 7207.50	50.47	86.36	-35.89	68.91	36.42	12.61	67.47	0.00	---	--- Peak																																																																			

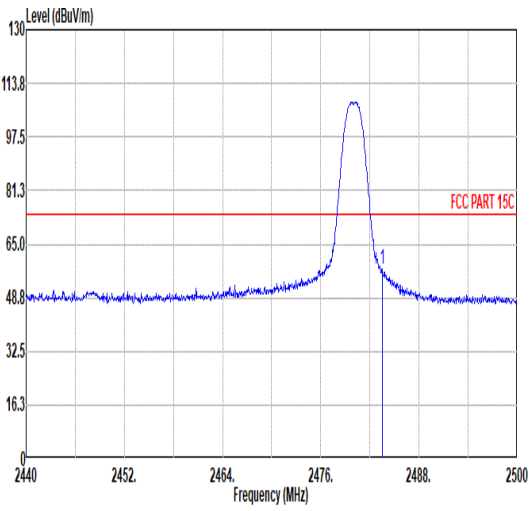
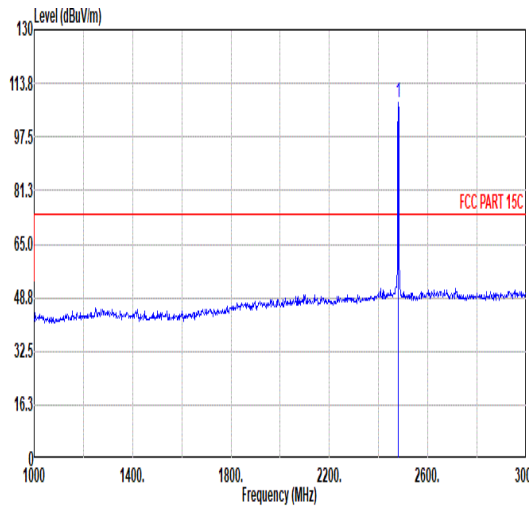
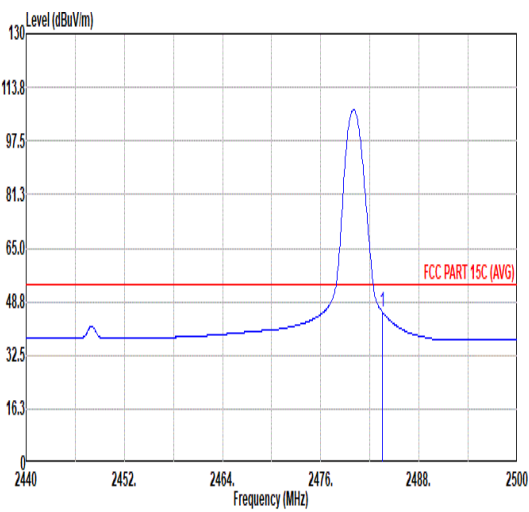
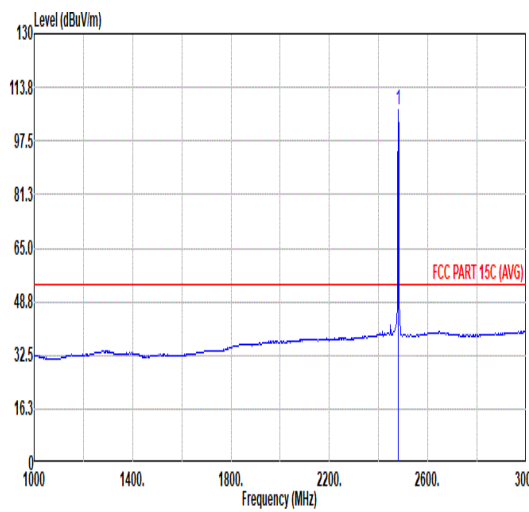


Mode	2																																																																																		
	Harmonic																																																																																		
	2400-2483.5_Bluetooth-LE_GSKF_CH19_2440MHz																																																																																		
ANT	SISO																																																																																		
Pol.	Horizontal																																																																																		
Peak Avg																																																																																			
	<table><tr><th></th><th>Freq</th><th>Limit</th><th>Over</th><th>Read</th><th>Ant</th><th>Cable</th><th>Preamp</th><th>Aux</th><th>APos</th><th>TPos</th><th>Remark</th></tr><tr><th></th><th>MHz</th><th>dBuV/m</th><th>dBuV/m</th><th>dB</th><th>dBuV</th><th>dB/m</th><th>dB</th><th>dB</th><th>dB</th><th>cm</th><th>deg</th></tr><tr><td>1</td><td>4880.00</td><td>50.86</td><td>74.00</td><td>-23.14</td><td>71.63</td><td>34.90</td><td>10.35</td><td>66.02</td><td>0.00</td><td>100</td><td>352 PEAK</td></tr><tr><td>2</td><td>4880.00</td><td>47.34</td><td>54.00</td><td>-6.66</td><td>68.11</td><td>34.90</td><td>10.35</td><td>66.02</td><td>0.00</td><td>100</td><td>352 AVERAGE</td></tr><tr><td>3</td><td>7320.00</td><td>48.89</td><td>74.00</td><td>-25.11</td><td>67.22</td><td>36.44</td><td>12.79</td><td>67.56</td><td>0.00</td><td>100</td><td>50 PEAK</td></tr><tr><td>4</td><td>7320.00</td><td>42.49</td><td>54.00</td><td>-11.51</td><td>68.82</td><td>36.44</td><td>12.79</td><td>67.56</td><td>0.00</td><td>100</td><td>50 AVERAGE</td></tr></table>												Freq	Limit	Over	Read	Ant	Cable	Preamp	Aux	APos	TPos	Remark		MHz	dBuV/m	dBuV/m	dB	dBuV	dB/m	dB	dB	dB	cm	deg	1	4880.00	50.86	74.00	-23.14	71.63	34.90	10.35	66.02	0.00	100	352 PEAK	2	4880.00	47.34	54.00	-6.66	68.11	34.90	10.35	66.02	0.00	100	352 AVERAGE	3	7320.00	48.89	74.00	-25.11	67.22	36.44	12.79	67.56	0.00	100	50 PEAK	4	7320.00	42.49	54.00	-11.51	68.82	36.44	12.79	67.56	0.00	100	50 AVERAGE
		Freq	Limit	Over	Read	Ant	Cable	Preamp	Aux	APos	TPos	Remark																																																																							
		MHz	dBuV/m	dBuV/m	dB	dBuV	dB/m	dB	dB	dB	cm	deg																																																																							
	1	4880.00	50.86	74.00	-23.14	71.63	34.90	10.35	66.02	0.00	100	352 PEAK																																																																							
2	4880.00	47.34	54.00	-6.66	68.11	34.90	10.35	66.02	0.00	100	352 AVERAGE																																																																								
3	7320.00	48.89	74.00	-25.11	67.22	36.44	12.79	67.56	0.00	100	50 PEAK																																																																								
4	7320.00	42.49	54.00	-11.51	68.82	36.44	12.79	67.56	0.00	100	50 AVERAGE																																																																								
<table><tr><th></th><th>Freq</th><th>Limit</th><th>Over</th><th>Read</th><th>Ant</th><th>Cable</th><th>Preamp</th><th>Aux</th><th>APos</th><th>TPos</th><th>Remark</th></tr><tr><th></th><th>MHz</th><th>dBuV/m</th><th>dBuV/m</th><th>dB</th><th>dBuV</th><th>dB/m</th><th>dB</th><th>dB</th><th>dB</th><th>cm</th><th>deg</th></tr><tr><td>1</td><td>4880.00</td><td>47.74</td><td>74.00</td><td>-26.26</td><td>68.51</td><td>34.90</td><td>10.35</td><td>66.02</td><td>0.00</td><td>100</td><td>241 PEAK</td></tr><tr><td>2</td><td>4880.00</td><td>43.20</td><td>54.00</td><td>-10.80</td><td>63.97</td><td>34.90</td><td>10.35</td><td>66.02</td><td>0.00</td><td>100</td><td>241 AVERAGE</td></tr><tr><td>3</td><td>7320.00</td><td>49.10</td><td>74.00</td><td>-24.90</td><td>67.43</td><td>36.44</td><td>12.79</td><td>67.56</td><td>0.00</td><td>100</td><td>323 PEAK</td></tr><tr><td>4</td><td>7320.00</td><td>43.02</td><td>54.00</td><td>-10.98</td><td>61.35</td><td>36.44</td><td>12.79</td><td>67.56</td><td>0.00</td><td>100</td><td>323 AVERAGE</td></tr></table>												Freq	Limit	Over	Read	Ant	Cable	Preamp	Aux	APos	TPos	Remark		MHz	dBuV/m	dBuV/m	dB	dBuV	dB/m	dB	dB	dB	cm	deg	1	4880.00	47.74	74.00	-26.26	68.51	34.90	10.35	66.02	0.00	100	241 PEAK	2	4880.00	43.20	54.00	-10.80	63.97	34.90	10.35	66.02	0.00	100	241 AVERAGE	3	7320.00	49.10	74.00	-24.90	67.43	36.44	12.79	67.56	0.00	100	323 PEAK	4	7320.00	43.02	54.00	-10.98	61.35	36.44	12.79	67.56	0.00	100	323 AVERAGE	
	Freq	Limit	Over	Read	Ant	Cable	Preamp	Aux	APos	TPos	Remark																																																																								
	MHz	dBuV/m	dBuV/m	dB	dBuV	dB/m	dB	dB	dB	cm	deg																																																																								
1	4880.00	47.74	74.00	-26.26	68.51	34.90	10.35	66.02	0.00	100	241 PEAK																																																																								
2	4880.00	43.20	54.00	-10.80	63.97	34.90	10.35	66.02	0.00	100	241 AVERAGE																																																																								
3	7320.00	49.10	74.00	-24.90	67.43	36.44	12.79	67.56	0.00	100	323 PEAK																																																																								
4	7320.00	43.02	54.00	-10.98	61.35	36.44	12.79	67.56	0.00	100	323 AVERAGE																																																																								



		3																																																																																																
Mode	Band Edge																																																																																																	
	2400-2483.5_Bluetooth-LE_GSKF_CH39_2480MHz																																																																																																	
ANT	SISO																																																																																																	
Pol.	Horizontal										Fundamental																																																																																							
Peak																																																																																																		
	<table><tr><th></th><th>Limit</th><th>Over</th><th>Read</th><th>Ant</th><th>Cable</th><th>Preamp</th><th>Aux</th><th>APos</th><th>TPos</th><th></th></tr><tr><th>Freq</th><th>Level</th><th>Line</th><th>Limit</th><th>Level</th><th>Factor</th><th>Loss</th><th>Factor</th><th>Factor</th><th></th><th>Remark</th></tr><tr><th></th><th>MHz</th><th>dBuV/m</th><th>dBuV/m</th><th>dB</th><th>dBuV</th><th>dB/m</th><th>dB</th><th>dB</th><th>cm</th><th>deg</th></tr><tr><td>1</td><td>2483.62</td><td>60.44</td><td>74.00</td><td>-13.56</td><td>51.88</td><td>32.43</td><td>7.33</td><td>37.20</td><td>6.00</td><td>118 113 PEAK</td></tr></table>											Limit	Over	Read	Ant	Cable	Preamp	Aux	APos	TPos		Freq	Level	Line	Limit	Level	Factor	Loss	Factor	Factor		Remark		MHz	dBuV/m	dBuV/m	dB	dBuV	dB/m	dB	dB	cm	deg	1	2483.62	60.44	74.00	-13.56	51.88	32.43	7.33	37.20	6.00	118 113 PEAK	<table><tr><th></th><th>Limit</th><th>Over</th><th>Read</th><th>Ant</th><th>Cable</th><th>Preamp</th><th>Aux</th><th>APos</th><th>TPos</th><th></th></tr><tr><th>Freq</th><th>Level</th><th>Line</th><th>Limit</th><th>Level</th><th>Factor</th><th>Loss</th><th>Factor</th><th>Factor</th><th></th><th>Remark</th></tr><tr><th></th><th>MHz</th><th>dBuV/m</th><th>dBuV/m</th><th>dB</th><th>dBuV</th><th>dB/m</th><th>dB</th><th>dB</th><th>cm</th><th>deg</th></tr><tr><td>1</td><td>2480.00</td><td>110.37</td><td>-----</td><td>-----</td><td>101.83</td><td>32.42</td><td>7.32</td><td>37.20</td><td>6.00</td><td>118 113 PEAK</td></tr></table>		Limit	Over	Read	Ant	Cable	Preamp	Aux	APos	TPos		Freq	Level	Line	Limit	Level	Factor	Loss	Factor	Factor		Remark		MHz	dBuV/m	dBuV/m	dB	dBuV	dB/m	dB	dB	cm	deg	1	2480.00	110.37	-----	-----	101.83	32.42	7.32	37.20	6.00
	Limit	Over	Read	Ant	Cable	Preamp	Aux	APos	TPos																																																																																									
Freq	Level	Line	Limit	Level	Factor	Loss	Factor	Factor		Remark																																																																																								
	MHz	dBuV/m	dBuV/m	dB	dBuV	dB/m	dB	dB	cm	deg																																																																																								
1	2483.62	60.44	74.00	-13.56	51.88	32.43	7.33	37.20	6.00	118 113 PEAK																																																																																								
	Limit	Over	Read	Ant	Cable	Preamp	Aux	APos	TPos																																																																																									
Freq	Level	Line	Limit	Level	Factor	Loss	Factor	Factor		Remark																																																																																								
	MHz	dBuV/m	dBuV/m	dB	dBuV	dB/m	dB	dB	cm	deg																																																																																								
1	2480.00	110.37	-----	-----	101.83	32.42	7.32	37.20	6.00	118 113 PEAK																																																																																								
Avg																																																																																																		
	<table><tr><th></th><th>Limit</th><th>Over</th><th>Read</th><th>Ant</th><th>Cable</th><th>Preamp</th><th>Aux</th><th>APos</th><th>TPos</th><th></th></tr><tr><th>Freq</th><th>Level</th><th>Line</th><th>Limit</th><th>Level</th><th>Factor</th><th>Loss</th><th>Factor</th><th>Factor</th><th></th><th>Remark</th></tr><tr><th></th><th>MHz</th><th>dBuV/m</th><th>dBuV/m</th><th>dB</th><th>dBuV</th><th>dB/m</th><th>dB</th><th>dB</th><th>cm</th><th>deg</th></tr><tr><td>1</td><td>2483.50</td><td>48.62</td><td>54.00</td><td>-5.38</td><td>40.06</td><td>32.43</td><td>7.33</td><td>37.20</td><td>6.00</td><td>118 113 AVERAGE</td></tr></table>											Limit	Over	Read	Ant	Cable	Preamp	Aux	APos	TPos		Freq	Level	Line	Limit	Level	Factor	Loss	Factor	Factor		Remark		MHz	dBuV/m	dBuV/m	dB	dBuV	dB/m	dB	dB	cm	deg	1	2483.50	48.62	54.00	-5.38	40.06	32.43	7.33	37.20	6.00	118 113 AVERAGE	<table><tr><th></th><th>Limit</th><th>Over</th><th>Read</th><th>Ant</th><th>Cable</th><th>Preamp</th><th>Aux</th><th>APos</th><th>TPos</th><th></th></tr><tr><th>Freq</th><th>Level</th><th>Line</th><th>Limit</th><th>Level</th><th>Factor</th><th>Loss</th><th>Factor</th><th>Factor</th><th></th><th>Remark</th></tr><tr><th></th><th>MHz</th><th>dBuV/m</th><th>dBuV/m</th><th>dB</th><th>dBuV</th><th>dB/m</th><th>dB</th><th>dB</th><th>cm</th><th>deg</th></tr><tr><td>1</td><td>2480.00</td><td>109.33</td><td>-----</td><td>-----</td><td>100.79</td><td>32.42</td><td>7.32</td><td>37.20</td><td>6.00</td><td>118 113 AVERAGE</td></tr></table>		Limit	Over	Read	Ant	Cable	Preamp	Aux	APos	TPos		Freq	Level	Line	Limit	Level	Factor	Loss	Factor	Factor		Remark		MHz	dBuV/m	dBuV/m	dB	dBuV	dB/m	dB	dB	cm	deg	1	2480.00	109.33	-----	-----	100.79	32.42	7.32	37.20	6.00
	Limit	Over	Read	Ant	Cable	Preamp	Aux	APos	TPos																																																																																									
Freq	Level	Line	Limit	Level	Factor	Loss	Factor	Factor		Remark																																																																																								
	MHz	dBuV/m	dBuV/m	dB	dBuV	dB/m	dB	dB	cm	deg																																																																																								
1	2483.50	48.62	54.00	-5.38	40.06	32.43	7.33	37.20	6.00	118 113 AVERAGE																																																																																								
	Limit	Over	Read	Ant	Cable	Preamp	Aux	APos	TPos																																																																																									
Freq	Level	Line	Limit	Level	Factor	Loss	Factor	Factor		Remark																																																																																								
	MHz	dBuV/m	dBuV/m	dB	dBuV	dB/m	dB	dB	cm	deg																																																																																								
1	2480.00	109.33	-----	-----	100.79	32.42	7.32	37.20	6.00	118 113 AVERAGE																																																																																								



Mode	3																																																																																									
	Band Edge																																																																																									
	2400-2483.5_Bluetooth-LE_GSKF_CH39_2480MHz																																																																																									
ANT	SISO																																																																																									
Pol.	Vertical	Fundamental																																																																																								
Peak	<div><table><tr><th></th><th>Limit</th><th>Over</th><th>Read</th><th>Ant</th><th>Cable</th><th>Preamp</th><th>Aux</th><th>APos</th><th>TPos</th><th></th></tr><tr><th>Freq</th><th>Level</th><th>Line</th><th>Limit</th><th>Level</th><th>Factor</th><th>Loss</th><th>Factor</th><th>Factor</th><th></th><th>Remark</th></tr><tr><th></th><th>MHz</th><th>dBuV/m</th><th>dBuV/m</th><th>dB</th><th>dBuV</th><th>dB/m</th><th>dB</th><th>dB</th><th>cm</th><th>deg</th></tr><tr><td>1</td><td>2483.50</td><td>57.27</td><td>74.00</td><td>-16.73</td><td>48.71</td><td>32.43</td><td>7.33</td><td>37.20</td><td>6.00</td><td>308 135 PEAK</td></tr></table></div>		Limit	Over	Read	Ant	Cable	Preamp	Aux	APos	TPos		Freq	Level	Line	Limit	Level	Factor	Loss	Factor	Factor		Remark		MHz	dBuV/m	dBuV/m	dB	dBuV	dB/m	dB	dB	cm	deg	1	2483.50	57.27	74.00	-16.73	48.71	32.43	7.33	37.20	6.00	308 135 PEAK	<div><table><tr><th></th><th>Limit</th><th>Over</th><th>Read</th><th>Ant</th><th>Cable</th><th>Preamp</th><th>Aux</th><th>APos</th><th>TPos</th><th></th></tr><tr><th>Freq</th><th>Level</th><th>Line</th><th>Limit</th><th>Level</th><th>Factor</th><th>Loss</th><th>Factor</th><th>Factor</th><th></th><th>Remark</th></tr><tr><th></th><th>MHz</th><th>dBuV/m</th><th>dBuV/m</th><th>dB</th><th>dBuV</th><th>dB/m</th><th>dB</th><th>dB</th><th>cm</th><th>deg</th></tr><tr><td>1</td><td>2480.00</td><td>108.02</td><td>-----</td><td>-----</td><td>99.48</td><td>32.42</td><td>7.32</td><td>37.20</td><td>6.00</td><td>308 135 PEAK</td></tr></table></div>		Limit	Over	Read	Ant	Cable	Preamp	Aux	APos	TPos		Freq	Level	Line	Limit	Level	Factor	Loss	Factor	Factor		Remark		MHz	dBuV/m	dBuV/m	dB	dBuV	dB/m	dB	dB	cm	deg	1	2480.00	108.02	-----	-----	99.48	32.42	7.32	37.20	6.00	308 135 PEAK
		Limit	Over	Read	Ant	Cable	Preamp	Aux	APos	TPos																																																																																
Freq	Level	Line	Limit	Level	Factor	Loss	Factor	Factor		Remark																																																																																
	MHz	dBuV/m	dBuV/m	dB	dBuV	dB/m	dB	dB	cm	deg																																																																																
1	2483.50	57.27	74.00	-16.73	48.71	32.43	7.33	37.20	6.00	308 135 PEAK																																																																																
	Limit	Over	Read	Ant	Cable	Preamp	Aux	APos	TPos																																																																																	
Freq	Level	Line	Limit	Level	Factor	Loss	Factor	Factor		Remark																																																																																
	MHz	dBuV/m	dBuV/m	dB	dBuV	dB/m	dB	dB	cm	deg																																																																																
1	2480.00	108.02	-----	-----	99.48	32.42	7.32	37.20	6.00	308 135 PEAK																																																																																
Avg	<div><table><tr><th></th><th>Limit</th><th>Over</th><th>Read</th><th>Ant</th><th>Cable</th><th>Preamp</th><th>Aux</th><th>APos</th><th>TPos</th><th></th></tr><tr><th>Freq</th><th>Level</th><th>Line</th><th>Limit</th><th>Level</th><th>Factor</th><th>Loss</th><th>Factor</th><th>Factor</th><th></th><th>Remark</th></tr><tr><th></th><th>MHz</th><th>dBuV/m</th><th>dBuV/m</th><th>dB</th><th>dBuV</th><th>dB/m</th><th>dB</th><th>dB</th><th>cm</th><th>deg</th></tr><tr><td>1</td><td>2483.50</td><td>45.70</td><td>54.00</td><td>-8.30</td><td>37.14</td><td>32.43</td><td>7.33</td><td>37.20</td><td>6.00</td><td>308 135 AVERAGE</td></tr></table></div>		Limit	Over	Read	Ant	Cable	Preamp	Aux	APos	TPos		Freq	Level	Line	Limit	Level	Factor	Loss	Factor	Factor		Remark		MHz	dBuV/m	dBuV/m	dB	dBuV	dB/m	dB	dB	cm	deg	1	2483.50	45.70	54.00	-8.30	37.14	32.43	7.33	37.20	6.00	308 135 AVERAGE	<div><table><tr><th></th><th>Limit</th><th>Over</th><th>Read</th><th>Ant</th><th>Cable</th><th>Preamp</th><th>Aux</th><th>APos</th><th>TPos</th><th></th></tr><tr><th>Freq</th><th>Level</th><th>Line</th><th>Limit</th><th>Level</th><th>Factor</th><th>Loss</th><th>Factor</th><th>Factor</th><th></th><th>Remark</th></tr><tr><th></th><th>MHz</th><th>dBuV/m</th><th>dBuV/m</th><th>dB</th><th>dBuV</th><th>dB/m</th><th>dB</th><th>dB</th><th>cm</th><th>deg</th></tr><tr><td>1</td><td>2480.00</td><td>107.06</td><td>-----</td><td>-----</td><td>98.52</td><td>32.42</td><td>7.32</td><td>37.20</td><td>6.00</td><td>308 135 AVERAGE</td></tr></table></div>		Limit	Over	Read	Ant	Cable	Preamp	Aux	APos	TPos		Freq	Level	Line	Limit	Level	Factor	Loss	Factor	Factor		Remark		MHz	dBuV/m	dBuV/m	dB	dBuV	dB/m	dB	dB	cm	deg	1	2480.00	107.06	-----	-----	98.52	32.42	7.32	37.20	6.00	308 135 AVERAGE
	Limit	Over	Read	Ant	Cable	Preamp	Aux	APos	TPos																																																																																	
Freq	Level	Line	Limit	Level	Factor	Loss	Factor	Factor		Remark																																																																																
	MHz	dBuV/m	dBuV/m	dB	dBuV	dB/m	dB	dB	cm	deg																																																																																
1	2483.50	45.70	54.00	-8.30	37.14	32.43	7.33	37.20	6.00	308 135 AVERAGE																																																																																
	Limit	Over	Read	Ant	Cable	Preamp	Aux	APos	TPos																																																																																	
Freq	Level	Line	Limit	Level	Factor	Loss	Factor	Factor		Remark																																																																																
	MHz	dBuV/m	dBuV/m	dB	dBuV	dB/m	dB	dB	cm	deg																																																																																
1	2480.00	107.06	-----	-----	98.52	32.42	7.32	37.20	6.00	308 135 AVERAGE																																																																																



Mode	3																																																																																										
	Harmonic																																																																																										
	2400-2483.5_Bluetooth-LE_GSKF_CH39_2480MHz																																																																																										
ANT	SISO																																																																																										
Pol.	Horizontal																																																																																										
Peak Avg																																																																																											
	<table><tr><th></th><th>Limit</th><th>Over</th><th>Read</th><th>Ant</th><th>Cable</th><th>Preamp</th><th>Aux</th><th>APos</th><th>TPos</th><th></th></tr><tr><th>Freq</th><th>Level</th><th>Line</th><th>Limit</th><th>Level</th><th>Factor</th><th>Loss</th><th>Factor</th><th>Factor</th><th></th><th>Remark</th></tr><tr><th>MHz</th><th>dBuV/m</th><th>dBuV/m</th><th>dB</th><th>dBuV</th><th>dB/m</th><th>dB</th><th>dB</th><th>dB</th><th>cm</th><th>deg</th></tr><tr><td>1</td><td>4960.00</td><td>53.13</td><td>74.00</td><td>-20.87</td><td>73.97</td><td>34.76</td><td>10.44</td><td>66.04</td><td>0.00</td><td>114</td><td>316 PEAK</td></tr><tr><td>2</td><td>4960.00</td><td>49.84</td><td>54.00</td><td>-4.16</td><td>70.68</td><td>34.76</td><td>10.44</td><td>66.04</td><td>0.00</td><td>114</td><td>316 AVERAGE</td></tr><tr><td>3</td><td>7440.00</td><td>49.32</td><td>74.00</td><td>-24.68</td><td>67.52</td><td>36.52</td><td>12.93</td><td>67.65</td><td>0.00</td><td>100</td><td>31 PEAK</td></tr><tr><td>4</td><td>7440.00</td><td>43.02</td><td>54.00</td><td>-10.98</td><td>61.22</td><td>36.52</td><td>12.93</td><td>67.65</td><td>0.00</td><td>100</td><td>31 AVERAGE</td></tr></table>												Limit	Over	Read	Ant	Cable	Preamp	Aux	APos	TPos		Freq	Level	Line	Limit	Level	Factor	Loss	Factor	Factor		Remark	MHz	dBuV/m	dBuV/m	dB	dBuV	dB/m	dB	dB	dB	cm	deg	1	4960.00	53.13	74.00	-20.87	73.97	34.76	10.44	66.04	0.00	114	316 PEAK	2	4960.00	49.84	54.00	-4.16	70.68	34.76	10.44	66.04	0.00	114	316 AVERAGE	3	7440.00	49.32	74.00	-24.68	67.52	36.52	12.93	67.65	0.00	100	31 PEAK	4	7440.00	43.02	54.00	-10.98	61.22	36.52	12.93	67.65	0.00	100
	Limit	Over	Read	Ant	Cable	Preamp	Aux	APos	TPos																																																																																		
Freq	Level	Line	Limit	Level	Factor	Loss	Factor	Factor		Remark																																																																																	
MHz	dBuV/m	dBuV/m	dB	dBuV	dB/m	dB	dB	dB	cm	deg																																																																																	
1	4960.00	53.13	74.00	-20.87	73.97	34.76	10.44	66.04	0.00	114	316 PEAK																																																																																
2	4960.00	49.84	54.00	-4.16	70.68	34.76	10.44	66.04	0.00	114	316 AVERAGE																																																																																
3	7440.00	49.32	74.00	-24.68	67.52	36.52	12.93	67.65	0.00	100	31 PEAK																																																																																
4	7440.00	43.02	54.00	-10.98	61.22	36.52	12.93	67.65	0.00	100	31 AVERAGE																																																																																
Peak Avg																																																																																											
	<table><tr><th></th><th>Limit</th><th>Over</th><th>Read</th><th>Ant</th><th>Cable</th><th>Preamp</th><th>Aux</th><th>APos</th><th>TPos</th><th></th></tr><tr><th>Freq</th><th>Level</th><th>Line</th><th>Limit</th><th>Level</th><th>Factor</th><th>Loss</th><th>Factor</th><th>Factor</th><th></th><th>Remark</th></tr><tr><th>MHz</th><th>dBuV/m</th><th>dBuV/m</th><th>dB</th><th>dBuV</th><th>dB/m</th><th>dB</th><th>dB</th><th>dB</th><th>cm</th><th>deg</th></tr><tr><td>1</td><td>4960.00</td><td>49.73</td><td>74.00</td><td>-24.27</td><td>70.57</td><td>34.76</td><td>10.44</td><td>66.04</td><td>0.00</td><td>100</td><td>259 PEAK</td></tr><tr><td>2</td><td>4960.00</td><td>46.02</td><td>54.00</td><td>-7.98</td><td>66.86</td><td>34.76</td><td>10.44</td><td>66.04</td><td>0.00</td><td>100</td><td>259 AVERAGE</td></tr><tr><td>3</td><td>7440.00</td><td>48.33</td><td>74.00</td><td>-25.67</td><td>66.53</td><td>36.52</td><td>12.93</td><td>67.65</td><td>0.00</td><td>299</td><td>5 PEAK</td></tr><tr><td>4</td><td>7440.00</td><td>41.36</td><td>54.00</td><td>-12.64</td><td>59.56</td><td>36.52</td><td>12.93</td><td>67.65</td><td>0.00</td><td>299</td><td>5 AVERAGE</td></tr></table>												Limit	Over	Read	Ant	Cable	Preamp	Aux	APos	TPos		Freq	Level	Line	Limit	Level	Factor	Loss	Factor	Factor		Remark	MHz	dBuV/m	dBuV/m	dB	dBuV	dB/m	dB	dB	dB	cm	deg	1	4960.00	49.73	74.00	-24.27	70.57	34.76	10.44	66.04	0.00	100	259 PEAK	2	4960.00	46.02	54.00	-7.98	66.86	34.76	10.44	66.04	0.00	100	259 AVERAGE	3	7440.00	48.33	74.00	-25.67	66.53	36.52	12.93	67.65	0.00	299	5 PEAK	4	7440.00	41.36	54.00	-12.64	59.56	36.52	12.93	67.65	0.00	299
	Limit	Over	Read	Ant	Cable	Preamp	Aux	APos	TPos																																																																																		
Freq	Level	Line	Limit	Level	Factor	Loss	Factor	Factor		Remark																																																																																	
MHz	dBuV/m	dBuV/m	dB	dBuV	dB/m	dB	dB	dB	cm	deg																																																																																	
1	4960.00	49.73	74.00	-24.27	70.57	34.76	10.44	66.04	0.00	100	259 PEAK																																																																																
2	4960.00	46.02	54.00	-7.98	66.86	34.76	10.44	66.04	0.00	100	259 AVERAGE																																																																																
3	7440.00	48.33	74.00	-25.67	66.53	36.52	12.93	67.65	0.00	299	5 PEAK																																																																																
4	7440.00	41.36	54.00	-12.64	59.56	36.52	12.93	67.65	0.00	299	5 AVERAGE																																																																																



Mode	3	
	18G-25G	
	2400-2483.5_Bluetooth-LE_GSKF_CH39_2480MHz	
ANT	SISO	
Pol.	Horizontal	Vertical
Peak Avg	<p>The plot shows the average power spectrum for horizontal polarization. The y-axis is 'Level (dBuV/m)' ranging from 0 to 130 in increments of 16.3. The x-axis is 'Frequency (MHz)' ranging from 18000 to 25000 in increments of 400. A blue line represents the measured signal, which is relatively flat around 48.8 dBuV/m. Two red horizontal lines indicate the FCC Part 15C limits: the upper line is at 81.3 dBuV/m and the lower line is at 65.0 dBuV/m. Both lines are labeled 'FCC PART 15C' and '-60dB'.</p>	<p>The plot shows the average power spectrum for vertical polarization. The y-axis is 'Level (dBuV/m)' ranging from 0 to 130 in increments of 16.3. The x-axis is 'Frequency (MHz)' ranging from 18000 to 25000 in increments of 400. A blue line represents the measured signal, which is relatively flat around 48.8 dBuV/m. Two red horizontal lines indicate the FCC Part 15C limits: the upper line is at 81.3 dBuV/m and the lower line is at 65.0 dBuV/m. Both lines are labeled 'FCC PART 15C' and '-60dB'.</p>



Mode	3																																																																																																										
	LF																																																																																																										
	2400-2483.5_Bluetooth-LE_GSKF_CH39_2480MHz																																																																																																										
ANT	SISO																																																																																																										
Pol.	Horizontal																																																																																																										
QP																																																																																																											
	<table><tr><th>Freq</th><th>Level</th><th>Limit</th><th>Over</th><th>Read</th><th>Ant</th><th>Cable</th><th>Preamp</th><th>Aux</th><th>APos</th><th>TPos</th><th>Remark</th></tr><tr><th>MHz</th><th>dBuV/m</th><th>dBuV/m</th><th>dB</th><th>dBuV</th><th>dB/m</th><th>dB</th><th>dB</th><th>dB</th><th>cm</th><th>deg</th><th></th></tr><tr><td>1</td><td>94.99</td><td>24.39</td><td>43.50</td><td>-19.11</td><td>39.63</td><td>15.28</td><td>1.49</td><td>32.01</td><td>0.00</td><td>---</td><td>Peak</td></tr><tr><td>2</td><td>172.11</td><td>27.52</td><td>43.50</td><td>-15.98</td><td>42.32</td><td>15.28</td><td>1.99</td><td>32.07</td><td>0.00</td><td>---</td><td>Peak</td></tr><tr><td>3</td><td>215.27</td><td>31.34</td><td>43.50</td><td>-12.16</td><td>46.12</td><td>15.00</td><td>2.23</td><td>32.01</td><td>0.00</td><td>---</td><td>Peak</td></tr><tr><td>4</td><td>348.40</td><td>29.69</td><td>46.00</td><td>-16.31</td><td>38.66</td><td>20.18</td><td>2.84</td><td>31.99</td><td>0.00</td><td>---</td><td>Peak</td></tr><tr><td>5</td><td>708.03</td><td>29.05</td><td>46.00</td><td>-16.95</td><td>30.74</td><td>26.59</td><td>4.05</td><td>32.33</td><td>0.00</td><td>---</td><td>Peak</td></tr><tr><td>6</td><td>851.35</td><td>30.25</td><td>46.00</td><td>-15.75</td><td>27.63</td><td>29.67</td><td>4.43</td><td>31.48</td><td>0.00</td><td>---</td><td>Peak</td></tr></table>											Freq	Level	Limit	Over	Read	Ant	Cable	Preamp	Aux	APos	TPos	Remark	MHz	dBuV/m	dBuV/m	dB	dBuV	dB/m	dB	dB	dB	cm	deg		1	94.99	24.39	43.50	-19.11	39.63	15.28	1.49	32.01	0.00	---	Peak	2	172.11	27.52	43.50	-15.98	42.32	15.28	1.99	32.07	0.00	---	Peak	3	215.27	31.34	43.50	-12.16	46.12	15.00	2.23	32.01	0.00	---	Peak	4	348.40	29.69	46.00	-16.31	38.66	20.18	2.84	31.99	0.00	---	Peak	5	708.03	29.05	46.00	-16.95	30.74	26.59	4.05	32.33	0.00	---	Peak	6	851.35	30.25	46.00	-15.75	27.63	29.67	4.43	31.48	0.00	---	Peak
	Freq	Level	Limit	Over	Read	Ant	Cable	Preamp	Aux	APos	TPos	Remark																																																																																															
	MHz	dBuV/m	dBuV/m	dB	dBuV	dB/m	dB	dB	dB	cm	deg																																																																																																
	1	94.99	24.39	43.50	-19.11	39.63	15.28	1.49	32.01	0.00	---	Peak																																																																																															
	2	172.11	27.52	43.50	-15.98	42.32	15.28	1.99	32.07	0.00	---	Peak																																																																																															
	3	215.27	31.34	43.50	-12.16	46.12	15.00	2.23	32.01	0.00	---	Peak																																																																																															
	4	348.40	29.69	46.00	-16.31	38.66	20.18	2.84	31.99	0.00	---	Peak																																																																																															
	5	708.03	29.05	46.00	-16.95	30.74	26.59	4.05	32.33	0.00	---	Peak																																																																																															
	6	851.35	30.25	46.00	-15.75	27.63	29.67	4.43	31.48	0.00	---	Peak																																																																																															
<table><tr><th>Freq</th><th>Level</th><th>Limit</th><th>Over</th><th>Read</th><th>Ant</th><th>Cable</th><th>Preamp</th><th>Aux</th><th>APos</th><th>TPos</th><th>Remark</th></tr><tr><th>MHz</th><th>dBuV/m</th><th>dBuV/m</th><th>dB</th><th>dBuV</th><th>dB/m</th><th>dB</th><th>dB</th><th>dB</th><th>cm</th><th>deg</th><th></th></tr><tr><td>1</td><td>94.99</td><td>24.39</td><td>43.50</td><td>-19.11</td><td>39.63</td><td>15.28</td><td>1.49</td><td>32.01</td><td>0.00</td><td>---</td><td>Peak</td></tr><tr><td>2</td><td>172.11</td><td>27.52</td><td>43.50</td><td>-15.98</td><td>42.32</td><td>15.28</td><td>1.99</td><td>32.07</td><td>0.00</td><td>---</td><td>Peak</td></tr><tr><td>3</td><td>215.27</td><td>31.34</td><td>43.50</td><td>-12.16</td><td>46.12</td><td>15.00</td><td>2.23</td><td>32.01</td><td>0.00</td><td>---</td><td>Peak</td></tr><tr><td>4</td><td>348.40</td><td>29.69</td><td>46.00</td><td>-16.31</td><td>38.66</td><td>20.18</td><td>2.84</td><td>31.99</td><td>0.00</td><td>---</td><td>Peak</td></tr><tr><td>5</td><td>708.03</td><td>29.05</td><td>46.00</td><td>-16.95</td><td>30.74</td><td>26.59</td><td>4.05</td><td>32.33</td><td>0.00</td><td>---</td><td>Peak</td></tr><tr><td>6</td><td>851.35</td><td>30.25</td><td>46.00</td><td>-15.75</td><td>27.63</td><td>29.67</td><td>4.43</td><td>31.48</td><td>0.00</td><td>---</td><td>Peak</td></tr></table>											Freq	Level	Limit	Over	Read	Ant	Cable	Preamp	Aux	APos	TPos	Remark	MHz	dBuV/m	dBuV/m	dB	dBuV	dB/m	dB	dB	dB	cm	deg		1	94.99	24.39	43.50	-19.11	39.63	15.28	1.49	32.01	0.00	---	Peak	2	172.11	27.52	43.50	-15.98	42.32	15.28	1.99	32.07	0.00	---	Peak	3	215.27	31.34	43.50	-12.16	46.12	15.00	2.23	32.01	0.00	---	Peak	4	348.40	29.69	46.00	-16.31	38.66	20.18	2.84	31.99	0.00	---	Peak	5	708.03	29.05	46.00	-16.95	30.74	26.59	4.05	32.33	0.00	---	Peak	6	851.35	30.25	46.00	-15.75	27.63	29.67	4.43	31.48	0.00	---	Peak	
Freq	Level	Limit	Over	Read	Ant	Cable	Preamp	Aux	APos	TPos	Remark																																																																																																
MHz	dBuV/m	dBuV/m	dB	dBuV	dB/m	dB	dB	dB	cm	deg																																																																																																	
1	94.99	24.39	43.50	-19.11	39.63	15.28	1.49	32.01	0.00	---	Peak																																																																																																
2	172.11	27.52	43.50	-15.98	42.32	15.28	1.99	32.07	0.00	---	Peak																																																																																																
3	215.27	31.34	43.50	-12.16	46.12	15.00	2.23	32.01	0.00	---	Peak																																																																																																
4	348.40	29.69	46.00	-16.31	38.66	20.18	2.84	31.99	0.00	---	Peak																																																																																																
5	708.03	29.05	46.00	-16.95	30.74	26.59	4.05	32.33	0.00	---	Peak																																																																																																
6	851.35	30.25	46.00	-15.75	27.63	29.67	4.43	31.48	0.00	---	Peak																																																																																																
<table><tr><th>Freq</th><th>Level</th><th>Limit</th><th>Over</th><th>Read</th><th>Ant</th><th>Cable</th><th>Preamp</th><th>Aux</th><th>APos</th><th>TPos</th><th>Remark</th></tr><tr><th>MHz</th><th>dBuV/m</th><th>dBuV/m</th><th>dB</th><th>dBuV</th><th>dB/m</th><th>dB</th><th>dB</th><th>dB</th><th>cm</th><th>deg</th><th></th></tr><tr><td>1</td><td>94.99</td><td>24.39</td><td>43.50</td><td>-19.11</td><td>39.63</td><td>15.28</td><td>1.49</td><td>32.01</td><td>0.00</td><td>---</td><td>Peak</td></tr><tr><td>2</td><td>172.11</td><td>27.52</td><td>43.50</td><td>-15.98</td><td>42.32</td><td>15.28</td><td>1.99</td><td>32.07</td><td>0.00</td><td>---</td><td>Peak</td></tr><tr><td>3</td><td>215.27</td><td>31.34</td><td>43.50</td><td>-12.16</td><td>46.12</td><td>15.00</td><td>2.23</td><td>32.01</td><td>0.00</td><td>---</td><td>Peak</td></tr><tr><td>4</td><td>348.40</td><td>29.69</td><td>46.00</td><td>-16.31</td><td>38.66</td><td>20.18</td><td>2.84</td><td>31.99</td><td>0.00</td><td>---</td><td>Peak</td></tr><tr><td>5</td><td>708.03</td><td>29.05</td><td>46.00</td><td>-16.95</td><td>30.74</td><td>26.59</td><td>4.05</td><td>32.33</td><td>0.00</td><td>---</td><td>Peak</td></tr><tr><td>6</td><td>851.35</td><td>30.25</td><td>46.00</td><td>-15.75</td><td>27.63</td><td>29.67</td><td>4.43</td><td>31.48</td><td>0.00</td><td>---</td><td>Peak</td></tr></table>											Freq	Level	Limit	Over	Read	Ant	Cable	Preamp	Aux	APos	TPos	Remark	MHz	dBuV/m	dBuV/m	dB	dBuV	dB/m	dB	dB	dB	cm	deg		1	94.99	24.39	43.50	-19.11	39.63	15.28	1.49	32.01	0.00	---	Peak	2	172.11	27.52	43.50	-15.98	42.32	15.28	1.99	32.07	0.00	---	Peak	3	215.27	31.34	43.50	-12.16	46.12	15.00	2.23	32.01	0.00	---	Peak	4	348.40	29.69	46.00	-16.31	38.66	20.18	2.84	31.99	0.00	---	Peak	5	708.03	29.05	46.00	-16.95	30.74	26.59	4.05	32.33	0.00	---	Peak	6	851.35	30.25	46.00	-15.75	27.63	29.67	4.43	31.48	0.00	---	Peak	
Freq	Level	Limit	Over	Read	Ant	Cable	Preamp	Aux	APos	TPos	Remark																																																																																																
MHz	dBuV/m	dBuV/m	dB	dBuV	dB/m	dB	dB	dB	cm	deg																																																																																																	
1	94.99	24.39	43.50	-19.11	39.63	15.28	1.49	32.01	0.00	---	Peak																																																																																																
2	172.11	27.52	43.50	-15.98	42.32	15.28	1.99	32.07	0.00	---	Peak																																																																																																
3	215.27	31.34	43.50	-12.16	46.12	15.00	2.23	32.01	0.00	---	Peak																																																																																																
4	348.40	29.69	46.00	-16.31	38.66	20.18	2.84	31.99	0.00	---	Peak																																																																																																
5	708.03	29.05	46.00	-16.95	30.74	26.59	4.05	32.33	0.00	---	Peak																																																																																																
6	851.35	30.25	46.00	-15.75	27.63	29.67	4.43	31.48	0.00	---	Peak																																																																																																
<table><tr><th>Freq</th><th>Level</th><th>Limit</th><th>Over</th><th>Read</th><th>Ant</th><th>Cable</th><th>Preamp</th><th>Aux</th><th>APos</th><th>TPos</th><th>Remark</th></tr><tr><th>MHz</th><th>dBuV/m</th><th>dBuV/m</th><th>dB</th><th>dBuV</th><th>dB/m</th><th>dB</th><th>dB</th><th>dB</th><th>cm</th><th>deg</th><th></th></tr><tr><td>1</td><td>94.99</td><td>24.39</td><td>43.50</td><td>-19.11</td><td>39.63</td><td>15.28</td><td>1.49</td><td>32.01</td><td>0.00</td><td>---</td><td>Peak</td></tr><tr><td>2</td><td>172.11</td><td>27.52</td><td>43.50</td><td>-15.98</td><td>42.32</td><td>15.28</td><td>1.99</td><td>32.07</td><td>0.00</td><td>---</td><td>Peak</td></tr><tr><td>3</td><td>215.27</td><td>31.34</td><td>43.50</td><td>-12.16</td><td>46.12</td><td>15.00</td><td>2.23</td><td>32.01</td><td>0.00</td><td>---</td><td>Peak</td></tr><tr><td>4</td><td>348.40</td><td>29.69</td><td>46.00</td><td>-16.31</td><td>38.66</td><td>20.18</td><td>2.84</td><td>31.99</td><td>0.00</td><td>---</td><td>Peak</td></tr><tr><td>5</td><td>708.03</td><td>29.05</td><td>46.00</td><td>-16.95</td><td>30.74</td><td>26.59</td><td>4.05</td><td>32.33</td><td>0.00</td><td>---</td><td>Peak</td></tr><tr><td>6</td><td>851.35</td><td>30.25</td><td>46.00</td><td>-15.75</td><td>27.63</td><td>29.67</td><td>4.43</td><td>31.48</td><td>0.00</td><td>---</td><td>Peak</td></tr></table>											Freq	Level	Limit	Over	Read	Ant	Cable	Preamp	Aux	APos	TPos	Remark	MHz	dBuV/m	dBuV/m	dB	dBuV	dB/m	dB	dB	dB	cm	deg		1	94.99	24.39	43.50	-19.11	39.63	15.28	1.49	32.01	0.00	---	Peak	2	172.11	27.52	43.50	-15.98	42.32	15.28	1.99	32.07	0.00	---	Peak	3	215.27	31.34	43.50	-12.16	46.12	15.00	2.23	32.01	0.00	---	Peak	4	348.40	29.69	46.00	-16.31	38.66	20.18	2.84	31.99	0.00	---	Peak	5	708.03	29.05	46.00	-16.95	30.74	26.59	4.05	32.33	0.00	---	Peak	6	851.35	30.25	46.00	-15.75	27.63	29.67	4.43	31.48	0.00	---	Peak	
Freq	Level	Limit	Over	Read	Ant	Cable	Preamp	Aux	APos	TPos	Remark																																																																																																
MHz	dBuV/m	dBuV/m	dB	dBuV	dB/m	dB	dB	dB	cm	deg																																																																																																	
1	94.99	24.39	43.50	-19.11	39.63	15.28	1.49	32.01	0.00	---	Peak																																																																																																
2	172.11	27.52	43.50	-15.98	42.32	15.28	1.99	32.07	0.00	---	Peak																																																																																																
3	215.27	31.34	43.50	-12.16	46.12	15.00	2.23	32.01	0.00	---	Peak																																																																																																
4	348.40	29.69	46.00	-16.31	38.66	20.18	2.84	31.99	0.00	---	Peak																																																																																																
5	708.03	29.05	46.00	-16.95	30.74	26.59	4.05	32.33	0.00	---	Peak																																																																																																
6	851.35	30.25	46.00	-15.75	27.63	29.67	4.43	31.48	0.00	---	Peak																																																																																																
<table><tr><th>Freq</th><th>Level</th><th>Limit</th><th>Over</th><th>Read</th><th>Ant</th><th>Cable</th><th>Preamp</th><th>Aux</th><th>APos</th><th>TPos</th><th>Remark</th></tr><tr><th>MHz</th><th>dBuV/m</th><th>dBuV/m</th><th>dB</th><th>dBuV</th><th>dB/m</th><th>dB</th><th>dB</th><th>dB</th><th>cm</th><th>deg</th><th></th></tr><tr><td>1</td><td>94.99</td><td>24.39</td><td>43.50</td><td>-19.11</td><td>39.63</td><td>15.28</td><td>1.49</td><td>32.01</td><td>0.00</td><td>---</td><td>Peak</td></tr><tr><td>2</td><td>172.11</td><td>27.52</td><td>43.50</td><td>-15.98</td><td>42.32</td><td>15.28</td><td>1.99</td><td>32.07</td><td>0.00</td><td>---</td><td>Peak</td></tr><tr><td>3</td><td>215.27</td><td>31.34</td><td>43.50</td><td>-12.16</td><td>46.12</td><td>15.00</td><td>2.23</td><td>32.01</td><td>0.00</td><td>---</td><td>Peak</td></tr><tr><td>4</td><td>348.40</td><td>29.69</td><td>46.00</td><td>-16.31</td><td>38.66</td><td>20.18</td><td>2.84</td><td>31.99</td><td>0.00</td><td>---</td><td>Peak</td></tr><tr><td>5</td><td>708.03</td><td>29.05</td><td>46.00</td><td>-16.95</td><td>30.74</td><td>26.59</td><td>4.05</td><td>32.33</td><td>0.00</td><td>---</td><td>Peak</td></tr><tr><td>6</td><td>851.35</td><td>30.25</td><td>46.00</td><td>-15.75</td><td>27.63</td><td>29.67</td><td>4.43</td><td>31.48</td><td>0.00</td><td>---</td><td>Peak</td></tr></table>											Freq	Level	Limit	Over	Read	Ant	Cable	Preamp	Aux	APos	TPos	Remark	MHz	dBuV/m	dBuV/m	dB	dBuV	dB/m	dB	dB	dB	cm	deg		1	94.99	24.39	43.50	-19.11	39.63	15.28	1.49	32.01	0.00	---	Peak	2	172.11	27.52	43.50	-15.98	42.32	15.28	1.99	32.07	0.00	---	Peak	3	215.27	31.34	43.50	-12.16	46.12	15.00	2.23	32.01	0.00	---	Peak	4	348.40	29.69	46.00	-16.31	38.66	20.18	2.84	31.99	0.00	---	Peak	5	708.03	29.05	46.00	-16.95	30.74	26.59	4.05	32.33	0.00	---	Peak	6	851.35	30.25	46.00	-15.75	27.63	29.67	4.43	31.48	0.00	---	Peak	
Freq	Level	Limit	Over	Read	Ant	Cable	Preamp	Aux	APos	TPos	Remark																																																																																																
MHz	dBuV/m	dBuV/m	dB	dBuV	dB/m	dB	dB	dB	cm	deg																																																																																																	
1	94.99	24.39	43.50	-19.11	39.63	15.28	1.49	32.01	0.00	---	Peak																																																																																																
2	172.11	27.52	43.50	-15.98	42.32	15.28	1.99	32.07	0.00	---	Peak																																																																																																
3	215.27	31.34	43.50	-12.16	46.12	15.00	2.23	32.01	0.00	---	Peak																																																																																																
4	348.40	29.69	46.00	-16.31	38.66	20.18	2.84	31.99	0.00	---	Peak																																																																																																
5	708.03	29.05	46.00	-16.95	30.74	26.59	4.05	32.33	0.00	---	Peak																																																																																																
6	851.35	30.25	46.00	-15.75	27.63	29.67	4.43	31.48	0.00	---	Peak																																																																																																
<table><tr><th>Freq</th><th>Level</th><th>Limit</th><th>Over</th><th>Read</th><th>Ant</th><th>Cable</th><th>Preamp</th><th>Aux</th><th>APos</th><th>TPos</th><th>Remark</th></tr><tr><th>MHz</th><th>dBuV/m</th><th>dBuV/m</th><th>dB</th><th>dBuV</th><th>dB/m</th><th>dB</th><th>dB</th><th>dB</th><th>cm</th><th>deg</th><th></th></tr><tr><td>1</td><td>94.99</td><td>24.39</td><td>43.50</td><td>-19.11</td><td>39.63</td><td>15.28</td><td>1.49</td><td>32.01</td><td>0.00</td><td>---</td><td>Peak</td></tr><tr><td>2</td><td>172.11</td><td>27.52</td><td>43.50</td><td>-15.98</td><td>42.32</td><td>15.28</td><td>1.99</td><td>32.07</td><td>0.00</td><td>---</td><td>Peak</td></tr><tr><td>3</td><td>215.27</td><td>31.34</td><td>43.50</td><td>-12.16</td><td>46.12</td><td>15.00</td><td>2.23</td><td>32.01</td><td>0.00</td><td>---</td><td>Peak</td></tr><tr><td>4</td><td>348.40</td><td>29.69</td><td>46.00</td><td>-16.31</td><td>38.66</td><td>20.18</td><td>2.84</td><td>31.99</td><td>0.00</td><td>---</td><td>Peak</td></tr><tr><td>5</td><td>708.03</td><td>29.05</td><td>46.00</td><td>-16.95</td><td>30.74</td><td>26.59</td><td>4.05</td><td>32.33</td><td>0.00</td><td>---</td><td>Peak</td></tr><tr><td>6</td><td>851.35</td><td>30.25</td><td>46.00</td><td>-15.75</td><td>27.63</td><td>29.67</td><td>4.43</td><td>31.48</td><td>0.00</td><td>---</td><td>Peak</td></tr></table>											Freq	Level	Limit	Over	Read	Ant	Cable	Preamp	Aux	APos	TPos	Remark	MHz	dBuV/m	dBuV/m	dB	dBuV	dB/m	dB	dB	dB	cm	deg		1	94.99	24.39	43.50	-19.11	39.63	15.28	1.49	32.01	0.00	---	Peak	2	172.11	27.52	43.50	-15.98	42.32	15.28	1.99	32.07	0.00	---	Peak	3	215.27	31.34	43.50	-12.16	46.12	15.00	2.23	32.01	0.00	---	Peak	4	348.40	29.69	46.00	-16.31	38.66	20.18	2.84	31.99	0.00	---	Peak	5	708.03	29.05	46.00	-16.95	30.74	26.59	4.05	32.33	0.00	---	Peak	6	851.35	30.25	46.00	-15.75	27.63	29.67	4.43	31.48	0.00	---	Peak	
Freq	Level	Limit	Over	Read	Ant	Cable	Preamp	Aux	APos	TPos	Remark																																																																																																
MHz	dBuV/m	dBuV/m	dB	dBuV	dB/m	dB	dB	dB	cm	deg																																																																																																	
1	94.99	24.39	43.50	-19.11	39.63	15.28	1.49	32.01	0.00	---	Peak																																																																																																
2	172.11	27.52	43.50	-15.98	42.32	15.28	1.99	32.07	0.00	---	Peak																																																																																																
3	215.27	31.34	43.50	-12.16	46.12	15.00	2.23	32.01	0.00	---	Peak																																																																																																
4	348.40	29.69	46.00	-16.31	38.66	20.18	2.84	31.99	0.00	---	Peak																																																																																																
5	708.03	29.05	46.00	-16.95	30.74	26.59	4.05	32.33	0.00	---	Peak																																																																																																
6	851.35	30.25	46.00	-15.75	27.63	29.67	4.43	31.48	0.00	---	Peak																																																																																																
<table><tr><th>Freq</th><th>Level</th><th>Limit</th><th>Over</th><th>Read</th><th>Ant</th><th>Cable</th><th>Preamp</th><th>Aux</th><th>APos</th><th>TPos</th><th>Remark</th></tr><tr><th>MHz</th><th>dBuV/m</th><th>dBuV/m</th><th>dB</th><th>dBuV</th><th>dB/m</th><th>dB</th><th>dB</th><th>dB</th><th>cm</th><th>deg</th><th></th></tr><tr><td>1</td><td>94.99</td><td>24.39</td><td>43.50</td><td>-19.11</td><td>39.63</td><td>15.28</td><td>1.49</td><td>32.01</td><td>0.00</td><td>---</td><td>Peak</td></tr><tr><td>2</td><td>172.11</td><td>27.52</td><td>43.50</td><td>-15.98</td><td>42.32</td><td>15.28</td><td>1.99</td><td>32.07</td><td>0.00</td><td>---</td><td>Peak</td></tr><tr><td>3</td><td>215.27</td><td>31.34</td><td>43.50</td><td>-12.16</td><td>46.12</td><td>15.00</td><td>2.23</td><td>32.01</td><td>0.00</td><td>---</td><td>Peak</td></tr><tr><td>4</td><td>348.40</td><td>29.69</td><td>46.00</td><td>-16.31</td><td>38.66</td><td>20.18</td><td>2.84</td><td>31.99</td><td>0.00</td><td>---</td><td>Peak</td></tr><tr><td>5</td><td>708.03</td><td>29.05</td><td>46.00</td><td>-16.95</td><td>30.74</td><td>26.59</td><td>4.05</td><td>32.33</td><td>0.00</td><td>---</td><td>Peak</td></tr><tr><td>6</td><td>851.35</td><td>30.25</td><td>46.00</td><td>-15.75</td><td>27.63</td><td>29.67</td><td>4.43</td><td>31.48</td><td>0.00</td><td>---</td><td>Peak</td></tr></table>											Freq	Level	Limit	Over	Read	Ant	Cable	Preamp	Aux	APos	TPos	Remark	MHz	dBuV/m	dBuV/m	dB	dBuV	dB/m	dB	dB	dB	cm	deg		1	94.99	24.39	43.50	-19.11	39.63	15.28	1.49	32.01	0.00	---	Peak	2	172.11	27.52	43.50	-15.98	42.32	15.28	1.99	32.07	0.00	---	Peak	3	215.27	31.34	43.50	-12.16	46.12	15.00	2.23	32.01	0.00	---	Peak	4	348.40	29.69	46.00	-16.31	38.66	20.18	2.84	31.99	0.00	---	Peak	5	708.03	29.05	46.00	-16.95	30.74	26.59	4.05	32.33	0.00	---	Peak	6	851.35	30.25	46.00	-15.75	27.63	29.67	4.43	31.48	0.00	---	Peak	
Freq	Level	Limit	Over	Read	Ant	Cable	Preamp	Aux	APos	TPos	Remark																																																																																																
MHz	dBuV/m	dBuV/m	dB	dBuV	dB/m	dB	dB	dB	cm	deg																																																																																																	
1	94.99	24.39	43.50	-19.11	39.63	15.28	1.49	32.01	0.00	---	Peak																																																																																																
2	172.11	27.52	43.50	-15.98	42.32	15.28	1.99	32.07	0.00	---	Peak																																																																																																
3	215.27	31.34	43.50	-12.16	46.12	15.00	2.23	32.01	0.00	---	Peak																																																																																																
4	348.40	29.69	46.00	-16.31	38.66	20.18	2.84	31.99	0.00	---	Peak																																																																																																
5	708.03	29.05	46.00	-16.95	30.74	26.59	4.05	32.33	0.00	---	Peak																																																																																																
6	851.35	30.25	46.00	-15.75	27.63	29.67	4.43	31.48	0.00	---	Peak																																																																																																
<table><tr><th>Freq</th><th>Level</th><th>Limit</th><th>Over</th><th>Read</th><th>Ant</th><th>Cable</th><th>Preamp</th><th>Aux</th><th>APos</th><th>TPos</th><th>Remark</th></tr><tr><th>MHz</th><th>dBuV/m</th><th>dBuV/m</th><th>dB</th><th>dBuV</th><th>dB/m</th><th>dB</th><th>dB</th><th>dB</th><th>cm</th><th>deg</th><th></th></tr><tr><td>1</td><td>94.99</td><td>24.39</td><td>43.50</td><td>-19.11</td><td>39.63</td><td>15.28</td><td>1.49</td><td>32.01</td><td>0.00</td><td>---</td><td>Peak</td></tr><tr><td>2</td><td>172.11</td><td>27.52</td><td>43.50</td><td>-15.98</td><td>42.32</td><td>15.28</td><td>1.99</td><td>32.07</td><td>0.00</td><td>---</td><td>Peak</td></tr><tr><td>3</td><td>215.27</td><td>31.34</td><td>43.50</td><td>-12.16</td><td>46.12</td><td>15.00</td><td>2.23</td><td>32.01</td><td>0.00</td><td>---</td><td>Peak</td></tr><tr><td>4</td><td>348.40</td><td>29.69</td><td>46.00</td><td>-16.31</td><td>38.66</td><td>20.18</td><td>2.84</td><td>31.99</td><td>0.00</td><td>---</td><td>Peak</td></tr><tr><td>5</td><td>708.03</td><td>29.05</td><td>46.00</td><td>-16.95</td><td>30.74</td><td>26.59</td><td>4.05</td><td>32.33</td><td>0.00</td><td>---</td><td>Peak</td></tr><tr><td>6</td><td>851.35</td><td>30.25</td><td>46.00</td><td>-15.75</td><td>27.63</td><td>29.67</td><td>4.43</td><td>31.48</td><td>0.00</td><td>---</td><td>Peak</td></tr></table>											Freq	Level	Limit	Over	Read	Ant	Cable	Preamp	Aux	APos	TPos	Remark	MHz	dBuV/m	dBuV/m	dB	dBuV	dB/m	dB	dB	dB	cm	deg		1	94.99	24.39	43.50	-19.11	39.63	15.28	1.49	32.01	0.00	---	Peak	2	172.11	27.52	43.50	-15.98	42.32	15.28	1.99	32.07	0.00	---	Peak	3	215.27	31.34	43.50	-12.16	46.12	15.00	2.23	32.01	0.00	---	Peak	4	348.40	29.69	46.00	-16.31	38.66	20.18	2.84	31.99	0.00	---	Peak	5	708.03	29.05	46.00	-16.95	30.74	26.59	4.05	32.33	0.00	---	Peak	6	851.35	30.25	46.00	-15.75	27.63	29.67	4.43	31.48	0.00	---	Peak	
Freq	Level	Limit	Over	Read	Ant	Cable	Preamp	Aux	APos	TPos	Remark																																																																																																
MHz	dBuV/m	dBuV/m	dB	dBuV	dB/m	dB	dB	dB	cm	deg																																																																																																	
1	94.99	24.39	43.50	-19.11	39.63	15.28	1.49	32.01	0.00	---	Peak																																																																																																
2	172.11	27.52	43.50	-15.98	42.32	15.28	1.99	32.07	0.00	---	Peak																																																																																																
3	215.27	31.34	43.50	-12.16	46.12	15.00	2.23	32.01	0.00	---	Peak																																																																																																
4	348.40	29.69	46.00	-16.31	38.66	20.18	2.84	31.99	0.00	---	Peak																																																																																																
5	708.03	29.05	46.00	-16.95	30.74	26.59	4.05	32.33	0.00	---	Peak																																																																																																
6	851.35	30.25	46.00	-15.75	27.63	29.67	4.43	31.48	0.00	---	Peak																																																																																																
<table><tr><th>Freq</th><th>Level</th><th>Limit</th><th>Over</th><th>Read</th><th>Ant</th><th>Cable</th><th>Preamp</th><th>Aux</th><th>APos</th><th>TPos</th><th>Remark</th></tr><tr><th>MHz</th><th>dBuV/m</th><th>dBuV/m</th><th>dB</th><th>dBuV</th><th>dB/m</th><th>dB</th><th>dB</th><th>dB</th><th>cm</th><th>deg</th><th></th></tr><tr><td>1</td><td>94.99</td><td>24.39</td><td>43.50</td><td>-19.11</td><td>39.63</td><td>15.28</td><td>1.49</td><td>32.01</td><td>0.00</td><td>---</td><td>Peak</td></tr><tr><td>2</td><td>172.11</td><td>27.52</td><td>43.50</td><td>-15.98</td><td>42.32</td><td>15.28</td><td>1.99</td><td>32.07</td><td>0.00</td><td>---</td><td>Peak</td></tr><tr><td>3</td><td>215.27</td><td>31.34</td><td>43.50</td><td>-12.16</td><td>46.12</td><td>15.00</td><td>2.23</td><td>32.01</td><td>0.00</td><td>---</td><td>Peak</td></tr><tr><td>4</td><td>348.40</td><td>29.69</td><td>46.00</td><td>-16.31</td><td>38.66</td><td>20.18</td><td>2.84</td><td>31.99</td><td>0.00</td><td>---</td><td>Peak</td></tr><tr><td>5</td><td>708.03</td><td>29.05</td><td>46.00</td><td>-16.95</td><td>30.74</td><td>26.59</td><td>4.05</td><td>32.33</td><td>0.00</td><td>---</td><td>Peak</td></tr><tr><td>6</td><td>851.35</td><td>30.25</td><td>46.00</td><td>-15.75</td><td>27.63</td><td>29.67</td><td>4.43</td><td>31.48</td><td>0.00</td><td>---</td><td>Peak</td></tr></table>											Freq	Level	Limit	Over	Read	Ant	Cable	Preamp	Aux	APos	TPos	Remark	MHz	dBuV/m	dBuV/m	dB	dBuV	dB/m	dB	dB	dB	cm	deg		1	94.99	24.39	43.50	-19.11	39.63	15.28	1.49	32.01	0.00	---	Peak	2	172.11	27.52	43.50	-15.98	42.32	15.28	1.99	32.07	0.00	---	Peak	3	215.27	31.34	43.50	-12.16	46.12	15.00	2.23	32.01	0.00	---	Peak	4	348.40	29.69	46.00	-16.31	38.66	20.18	2.84	31.99	0.00	---	Peak	5	708.03	29.05	46.00	-16.95	30.74	26.59	4.05	32.33	0.00	---	Peak	6	851.35	30.25	46.00	-15.75	27.63	29.67	4.43	31.48	0.00	---	Peak	
Freq	Level	Limit	Over	Read	Ant	Cable	Preamp	Aux	APos	TPos	Remark																																																																																																
MHz	dBuV/m	dBuV/m	dB	dBuV	dB/m	dB	dB	dB	cm	deg																																																																																																	
1	94.99	24.39	43.50	-19.11	39.63	15.28	1.49	32.01	0.00	---	Peak																																																																																																
2	172.11	27.52	43.50	-15.98	42.32	15.28	1.99	32.07	0.00	---	Peak																																																																																																
3	215.27	31.34	43.50	-12.16	46.12	15.00	2.23	32.01	0.00	---	Peak																																																																																																
4	348.40	29.69	46.00	-16.31	38.66	20.18	2.84	31.99	0.00	---	Peak																																																																																																
5	708.03	29.05	46.00	-16.95	30.74	26.59	4.05	32.33	0.00	---	Peak																																																																																																
6	851.35	30.25	46.00	-15.75	27.63	29.67	4.43	31.48	0.00	---	Peak																																																																																																
<table><tr><th>Freq</th><th>Level</th><th>Limit</th><th>Over</th><th>Read</th><th>Ant</th><th>Cable</th><th>Preamp</th><th>Aux</th><th>APos</th><th>TPos</th><th>Remark</th></tr><tr><th>MHz</th><th>dBuV/m</th><th>dBuV/m</th><th>dB</th><th>dBuV</th><th>dB/m</th><th>dB</th><th>dB</th><th>dB</th><th>cm</th><th>deg</th><th></th></tr><tr><td>1</td><td>94.99</td><td>24.39</td><td>43.50</td><td>-19.11</td><td>39.63</td><td>15.28</td><td>1.49</td><td>32.01</td><td>0.00</td><td>---</td><td>Peak</td></tr><tr><td>2</td><td>172.11</td><td>27.52</td><td>43.50</td><td>-15.98</td><td>42.32</td><td>15.28</td><td>1.99</td><td>32.07</td><td>0.00</td><td>---</td><td>Peak</td></tr><tr><td>3</td><td>215.27</td><td>31.34</td><td>43.50</td><td>-12.16</td><td>46.12</td><td>15.00</td><td>2.23</td><td>32.01</td><td>0.00</td><td>---</td><td>Peak</td></tr><tr><td>4</td><td>348.40</td><td>29.69</td><td>46.00</td><td>-16.31</td><td>38.66</td><td>20.18</td><td>2.84</td><td>31.99</td><td>0.00</td><td>---</td><td>Peak</td></tr><tr><td>5</td><td>708.03</td><td>29.05</td><td>46.00</td><td>-16.95</td><td>30.74</td><td>26.59</td><td>4.05</td><td>32.33</td><td>0.00</td><td>---</td><td>Peak</td></tr><tr><td>6</td><td>851.35</td><td>30.25</td><td>46.00</td><td>-15.75</td><td>27.63</td><td>29.67</td><td>4.43</td><td>31.48</td><td>0.00</td><td>---</td><td>Peak</td></tr></table>											Freq	Level	Limit	Over	Read	Ant	Cable	Preamp	Aux	APos	TPos	Remark	MHz	dBuV/m	dBuV/m	dB	dBuV	dB/m	dB	dB	dB	cm	deg		1	94.99	24.39	43.50	-19.11	39.63	15.28	1.49	32.01	0.00	---	Peak	2	172.11	27.52	43.50	-15.98	42.32	15.28	1.99	32.07	0.00	---	Peak	3	215.27	31.34	43.50	-12.16	46.12	15.00	2.23	32.01	0.00	---	Peak	4	348.40	29.69	46.00	-16.31	38.66	20.18	2.84	31.99	0.00	---	Peak	5	708.03	29.05	46.00	-16.95	30.74	26.59	4.05	32.33	0.00	---	Peak	6	851.35	30.25	46.00	-15.75	27.63	29.67	4.43	31.48	0.00	---	Peak	
Freq	Level	Limit	Over	Read	Ant	Cable	Preamp	Aux	APos	TPos	Remark																																																																																																
MHz	dBuV/m	dBuV/m	dB	dBuV	dB/m	dB	dB	dB	cm	deg																																																																																																	
1	94.99	24.39	43.50	-19.11	39.63	15.28	1.49	32.01	0.00	---	Peak																																																																																																
2	172.11	27.52	43.50	-15.98	42.32	15.28	1.99	32.07	0.00	---	Peak																																																																																																
3	215.27	31.34	43.50	-12.16	46.12	15.00	2.23	32.01	0.00	---	Peak																																																																																																
4	348.40	29.69	46.00	-16.31	38.66	20.18	2.84	31.99	0.00	---	Peak																																																																																																
5	708.03	29.05	46.00	-16.95	30.74	26.59	4.05	32.33	0.00	---	Peak																																																																																																
6	851.35	30.25	46.00	-15.75	27.63	29.67	4.43	31.48	0.00	---	Peak																																																																																																
<table><tr><th>Freq</th><th>Level</th><th>Limit</th><th>Over</th><th>Read</th><th>Ant</th><th>Cable</th><th>Preamp</th><th>Aux</th><th>APos</th><th>TPos</th><th>Remark</th></tr><tr><th>MHz</th><th>dBuV/m</th><th>dBuV/m</th><th>dB</th><th>dBuV</th><th>dB/m</th><th>dB</th><th>dB</th><th>dB</th><th>cm</th><th>deg</th><th></th></tr><tr><td>1</td><td>94.99</td><td>24.39</td><td>43.50</td><td>-19.11</td><td>39.63</td><td>15.28</td><td>1.49</td><td>32.01</td><td>0.00</td><td>---</td><td>Peak</td></tr><tr><td>2</td><td>172.11</td><td>27.52</td><td>43.50</td><td>-15.98</td><td>42.32</td><td>15.28</td><td>1.99</td><td>32.07</td><td>0.00</td><td>---</td><td>Peak</td></tr><tr><td>3</td><td>215.27</td><td>31.34</td><td>43.50</td><td>-12.16</td><td>46.12</td><td>15.00</td><td>2.23</td><td>32.01</td><td>0.00</td><td>---</td><td>Peak</td></tr><tr><td>4</td><td>348.40</td><td>29.69</td><td>46.00</td><td>-16.31</td><td>38.66</td><td>20.18</td><td>2.84</td><td>31.99</td><td>0.00</td><td>---</td><td>Peak</td></tr><tr><td>5</td><td>708.03</td><td>29.05</td><td>46.00</td><td>-16.95</td><td>30.74</td><td>26.59</td><td>4.05</td><td>32.33</td><td>0.00</td><td>---</td><td>Peak</td></tr><tr><td>6</td><td>851.35</td><td>30.25</td><td>46.00</td><td>-15.75</td><td>27.63</td><td>29.67</td><td>4.43</td><td>31.48</td><td>0.00</td><td>---</td><td>Peak</td></tr></table>											Freq	Level	Limit	Over	Read	Ant	Cable	Preamp	Aux	APos	TPos	Remark	MHz	dBuV/m	dBuV/m	dB	dBuV	dB/m	dB	dB	dB	cm	deg		1	94.99	24.39	43.50	-19.11	39.63	15.28	1.49	32.01	0.00	---	Peak	2	172.11	27.52	43.50	-15.98	42.32	15.28	1.99	32.07	0.00	---	Peak	3	215.27	31.34	43.50	-12.16	46.12	15.00	2.23	32.01	0.00	---	Peak	4	348.40	29.69	46.00	-16.31	38.66	20.18	2.84	31.99	0.00	---	Peak	5	708.03	29.05	46.00	-16.95	30.74	26.59	4.05	32.33	0.00	---	Peak	6	851.35	30.25	46.00	-15.75	27.63	29.67	4.43	31.48	0.00	---	Peak	
Freq	Level	Limit	Over	Read	Ant	Cable	Preamp	Aux	APos	TPos	Remark																																																																																																
MHz	dBuV/m	dBuV/m	dB	dBuV	dB/m	dB	dB	dB	cm	deg																																																																																																	
1	94.99	24.39	43.50	-19.11	39.63	15.28	1.49	32.01	0.00	---	Peak																																																																																																
2	172.11	27.52	43.50	-15.98	42.32	15.28	1.99	32.07	0.00	---	Peak																																																																																																
3	215.27	31.34	43.50	-12.16	46.12	15.00	2.23	32.01	0.00	---	Peak																																																																																																
4	348.40	29.69	46.00	-16.31	38.66	20.18	2.84	31.99	0.00	---	Peak																																																																																																
5	708.03	29.05	46.00	-16.95	30.74	26.59	4.05	32.33	0.00	---	Peak																																																																																																
6	851.35	30.25	46.00	-15.75	27.63	29.67	4.43	31.48	0.00	---	Peak																																																																																																
<table><tr><th>Freq</th><th>Level</th><th>Limit</th><th>Over</th><th>Read</th><th>Ant</th><th>Cable</th><th>Preamp</th><th>Aux</th><th>APos</th><th>TPos</th><th>Remark</th></tr><tr><th>MHz</th><th>dBuV/m</th><th>dBuV/m</th><th>dB</th><th>dBuV</th><th>dB/m</th><th>dB</th><th>dB</th><th>dB</th><th>cm</th><th>deg</th><th></th></tr><tr><td>1</td><td>94.99</td><td>24.39</td><td>43.50</td><td>-19.11</td><td>39.63</td><td>15.28</td><td>1.49</td><td>32.01</td><td>0.00</td><td>---</td><td>Peak</td></tr><tr><td>2</td><td>172.11</td><td>27.52</td><td>43.50</td><td>-15.98</td><td>42.32</td><td>15.28</td><td>1.99</td><td>32.07</td><td>0.00</td><td>---</td><td>Peak</td></tr><tr><td>3</td><td>215.27</td><td>31.34</td><td>43.50</td><td>-12.16</td><td>46.12</td><td>15.00</td><td>2.23</td><td>32.01</td><td>0.00</td><td>---</td><td>Peak</td></tr><tr><td>4</td><td>348.40</td><td>29.69</td><td>46.00</td><td>-16.31</td><td>38.66</td><td>20.18</td><td>2.84</td><td>31.99</td><td>0.00</td><td>---</td><td>Peak</td></tr><tr><td>5</td><td>708.03</td><td>29.05</td><td>46.00</td><td>-16.95</td><td>30.74</td><td>26.59</td><td>4.05</td><td>32.33</td><td>0.00</td><td>---</td><td>Peak</td></tr><tr><td>6</td><td>851.35</td><td>30.25</td><td>46.00</td><td>-15.75</td><td>27.63</td><td>29.67</td><td>4.43</td><td>31.48</td><td>0.00</td><td>---</td><td>Peak</td></tr></table>											Freq	Level	Limit	Over	Read	Ant	Cable	Preamp	Aux	APos	TPos	Remark	MHz	dBuV/m	dBuV/m	dB	dBuV	dB/m	dB	dB	dB	cm	deg		1	94.99	24.39	43.50	-19.11	39.63	15.28	1.49	32.01	0.00	---	Peak	2	172.11	27.52	43.50	-15.98	42.32	15.28	1.99	32.07	0.00	---	Peak	3	215.27	31.34	43.50	-12.16	46.12	15.00	2.23	32.01	0.00	---	Peak	4	348.40	29.69	46.00	-16.31	38.66	20.18	2.84	31.99	0.00	---	Peak	5	708.03	29.05	46.00	-16.95	30.74	26.59	4.05	32.33	0.00	---	Peak	6	851.35	30.25	46.00	-15.75	27.63	29.67	4.43	31.48	0.00	---	Peak	
Freq	Level	Limit	Over	Read	Ant	Cable	Preamp	Aux	APos	TPos	Remark																																																																																																
MHz	dBuV/m	dBuV/m	dB	dBuV	dB/m	dB	dB	dB	cm	deg																																																																																																	
1	94.99	24.39	43.50	-19.11	39.63	15.28	1.49	32.01	0.00	---	Peak																																																																																																
2	172.11	27.52	43.50	-15.98	42.32	15.28	1.99	32.07	0.00	---	Peak																																																																																																
3	215.27	31.34	43.50	-12.16	46.12	15.00	2.23	32.01	0.00	---	Peak																																																																																																
4	348.40	29.69	46.00	-16.31	38.66	20.18	2.84	31.99	0.00	---	Peak																																																																																																
5	708.03	29.05	46.00	-16.95	30.74	26.59	4.05	32.33	0.00	---	Peak																																																																																																
6	851.35	30.25	46.00	-15.75	27.63	29.67	4.43	31.48	0.00	---	Peak																																																																																																
<table><tr><th>Freq</th><th>Level</th><th>Limit</th><th>Over</th><th>Read</th><th>Ant</th><th>Cable</th><th>Preamp</th><th>Aux</th><th>APos</th><th>TPos</th><th>Remark</th></tr><tr><th>MHz</th><th>dBuV/m</th><th>dBuV/m</th><th>dB</th><th>dBuV</th><th>dB/m</th><th>dB</th><th>dB</th><th>dB</th><th>cm</th><th>deg</th><th></th></tr><tr><td>1</td><td>94.99</td><td>24.39</td><td>43.50</td><td>-19.11</td><td>39.63</td><td>15.28</td><td>1.49</td><td>32.01</td><td>0.00</td><td>---</td><td>Peak</td></tr><tr><td>2</td><td>172.11</td><td>27.52</td><td>43.50</td><td>-15.98</td><td>42.32</td><td>15.28</td><td>1.99</td><td>32.07</td><td>0.00</td><td>---</td><td>Peak</td></tr><tr><td>3</td><td>215.27</td><td>31.34</td><td>43.50</td><td>-12.16</td><td>46.12</td><td>15.00</td><td>2.23</td><td>32.01</td><td>0.00</td><td>---</td><td>Peak</td></tr><tr><td>4</td><td>348.40</td><td>29.69</td><td>46.00</td><td>-16.31</td><td>38.66</td><td>20.18</td><td>2.84</td><td>31.99</td><td>0.00</td><td>---</td><td>Peak</td></tr><tr><td>5</td><td>708.03</td><td>29.05</td><td>46.00</td><td>-16.95</td><td>30.74</td><td>26.59</td><td>4.05</td><td>32.33</td><td>0.00</td><td>---</td><td>Peak</td></tr><tr><td>6</td><td>851.35</td><td>30.25</td><td>46.00</td><td>-15.75</td><td>27.63</td><td>29.67</td><td>4.43</td><td>31.48</td><td>0.00</td><td>---</td><td>Peak</td></tr></table>											Freq	Level	Limit	Over	Read	Ant	Cable	Preamp	Aux	APos	TPos	Remark	MHz	dBuV/m	dBuV/m	dB	dBuV	dB/m	dB	dB	dB	cm	deg		1	94.99	24.39	43.50	-19.11	39.63	15.28	1.49	32.01	0.00	---	Peak	2	172.11	27.52	43.50	-15.98	42.32	15.28	1.99	32.07	0.00	---	Peak	3	215.27	31.34	43.50	-12.16	46.12	15.00	2.23	32.01	0.00	---	Peak	4	348.40	29.69	46.00	-16.31	38.66	20.18	2.84	31.99	0.00	---	Peak	5	708.03	29.05	46.00	-16.95	30.74	26.59	4.05	32.33	0.00	---	Peak	6	851.35	30.25	46.00	-15.75	27.63	29.67	4.43	31.48	0.00	---	Peak	
Freq	Level	Limit	Over	Read	Ant	Cable	Preamp	Aux	APos	TPos	Remark																																																																																																
MHz	dBuV/m	dBuV/m	dB	dBuV	dB/m	dB	dB	dB	cm	deg																																																																																																	
1	94.99	24.39	43.50	-19.11	39.63	15.28	1.49	32.01	0.00	---	Peak																																																																																																
2	172.11	27.52	43.50	-15.98	42.32	15.28	1.99	32.07	0.00	---	Peak																																																																																																
3	215.27	31.34	43.50	-12.16	46.12	15.00	2.23	32.01	0.00	---	Peak																																																																																																
4	348.40	29.69	46.00	-16.31	38.66	20.18	2.84	31.99	0.00	---	Peak																																																																																																
5	708.03	29.05	46.00	-16.95	30.74	26.59	4.05	32.33	0.00	---	Peak																																																																																																
6	851.35	30.25	46.00	-15.75	27.63	29.67	4.43	31.48	0.00	---	Peak																																																																																																
<table><tr><th>Freq</th><th>Level</th><th>Limit</th><th>Over</th><th>Read</th><th>Ant</th><th>Cable</th><th>Preamp</th><th>Aux</th><th>APos</th><th>TPos</th><th>Remark</th></tr><tr><th>MHz</th><th>dBuV/m</th><th>dBuV/m</th><th>dB</th><th>dBuV</th><th>dB/m</th><th>dB</th><th>dB</th><th>dB</th><th>cm</th><th>deg</th><th></th></tr><tr><td>1</td><td>94.99</td><td>24.39</td><td>43.50</td><td>-19.11</td><td>39.63</td><td>15.28</td><td>1.49</td><td>32.01</td><td>0.00</td><td>---</td><td>Peak</td></tr><tr><td>2</td><td>172.11</td><td>27.52</td><td>43.50</td><td>-15.98</td><td>42.32</td><td>15.28</td><td>1.99</td><td>32.07</td><td>0.00</td><td>---</td><td>Peak</td></tr><tr><td>3</td><td>215.27</td><td>31.34</td><td>43.50</td><td>-12.16</td><td>46.12</td><td>15.00</td><td>2.23</td><td>32.01</td><td>0.00</td><td>---</td><td>Peak</td></tr><tr><td>4</td><td>348.40</td><td>29.69</td><td>46.00</td><td>-16.31</td><td>38.66</td><td>20.18</td><td>2.84</td><td>31.99</td><td>0.00</td><td>---</td><td>Peak</td></tr><tr><td>5</td><td>708.03</td><td>29.05</td><td>46.00</td><td>-16.95</td><td>30.74</td><td>26.59</td><td>4.05</td><td>32.33</td><td>0.00</td><td>---</td><td>Peak</td></tr><tr><td>6</td><td>851.35</td><td>30.25</td><td>46.00</td><td>-15.75</td><td>27.63</td><td>29.67</td><td>4.43</td><td>31.48</td><td>0.00</td><td>---</td><td>Peak</td></tr></table>											Freq	Level	Limit	Over	Read	Ant	Cable	Preamp	Aux	APos	TPos	Remark	MHz	dBuV/m	dBuV/m	dB	dBuV	dB/m	dB	dB	dB	cm	deg		1	94.99	24.39	43.50	-19.11	39.63	15.28	1.49	32.01	0.00	---	Peak	2	172.11	27.52	43.50	-15.98	42.32	15.28	1.99	32.07	0.00	---	Peak	3	215.27	31.34	43.50	-12.16	46.12	15.00	2.23	32.01	0.00	---	Peak	4	348.40	29.69	46.00	-16.31	38.66	20.18	2.84	31.99	0.00	---	Peak	5	708.03	29.05	46.00	-16.95	30.74	26.59	4.05	32.33	0.00	---	Peak	6	851.35	30.25	46.00	-15.75	27.63	29.67	4.43	31.48	0.00	---	Peak	
Freq	Level	Limit	Over	Read	Ant	Cable	Preamp	Aux	APos	TPos	Remark																																																																																																
MHz	dBuV/m	dBuV/m	dB	dBuV	dB/m	dB	dB	dB	cm	deg																																																																																																	
1	94.99	24.39	43.50	-19.11	39.63	15.28	1.49	32.01	0.00	---	Peak																																																																																																
2	172.11	27.52	43.50	-15.98	42.32	15.28	1.99	32.07	0.00	---	Peak																																																																																																
3	215.27	31.34	43.50	-12.16	46.12	15.00	2.23	32.01	0.00	---	Peak																																																																																																
4	348.40	29.69	46.00	-16.31	38.66	20.18	2.84	31.99	0.00	---	Peak																																																																																																
5	708.03	29.05	46.00	-16.95	30.74	26.59	4.05	32.33	0.00	---	Peak																																																																																																
6	851.35	30.25	46.00	-15.75	27.63	29.67	4.43	31.48	0.00	---	Peak																																																																																																
<table><tr><th>Freq</th><th>Level</th><th>Limit</th><th>Over</th><th>Read</th><th>Ant</th><th>Cable</th><th>Preamp</th><th>Aux</th><th>APos</th><th>TPos</th><th>Remark</th></tr><tr><th>MHz</th><th>dBuV/m</th><th>dBuV/m</th><th>dB</th><th>dBuV</th><th>dB/m</th><th>dB</th><th>dB</th><th>dB</th><th>cm</th><th>deg</th><th></th></tr><tr><td>1</td><td>94.99</td><td>24.39</td><td>43.50</td><td>-19.11</td><td>39.63</td><td>15.28</td><td>1.49</td><td>32.01</td><td>0.00</td><td>---</td><td>Peak</td></tr><tr><td>2</td><td>172.11</td><td>27.52</td><td>43.50</td><td>-15.98</td><td>42.32</td><td>15.28</td><td>1.99</td><td>32.07</td><td>0.00</td><td>---</td><td>Peak</td></tr><tr><td>3</td><td>215.27</td><td>31.34</td><td>43.50</td><td>-12.16</td></tr></table>											Freq	Level	Limit	Over	Read	Ant	Cable	Preamp	Aux	APos	TPos	Remark	MHz	dBuV/m	dBuV/m	dB	dBuV	dB/m	dB	dB	dB	cm	deg		1	94.99	24.39	43.50	-19.11	39.63	15.28	1.49	32.01	0.00	---	Peak	2	172.11	27.52	43.50	-15.98	42.32	15.28	1.99	32.07	0.00	---	Peak	3	215.27	31.34	43.50	-12.16																																												
Freq	Level	Limit	Over	Read	Ant	Cable	Preamp	Aux	APos	TPos	Remark																																																																																																
MHz	dBuV/m	dBuV/m	dB	dBuV	dB/m	dB	dB	dB	cm	deg																																																																																																	
1	94.99	24.39	43.50	-19.11	39.63	15.28	1.49	32.01	0.00	---	Peak																																																																																																
2	172.11	27.52	43.50	-15.98	42.32	15.28	1.99	32.07	0.00	---	Peak																																																																																																
3	215.27	31.34	43.50	-12.16																																																																																																							

Appendix D. Duty Cycle Plots

Band	Duty Cycle(%)	T(ms)	1/T(kHz)	VBW Setting
Bluetooth -LE	100	-	-	10Hz

Bluetooth - LE

