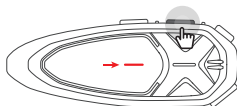




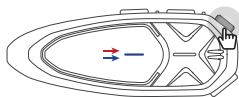
Note: Before Bluetooth group intercom pairing, the devices must be in the same mode (four-way intercom mode or multi-way intercom mode). If the devices are not in the same mode, they will not be able to pair.

In the standby mode, press and hold the Intercom Button on all units, until the LED quick flashes red and blue. Voice prompt "pairing".



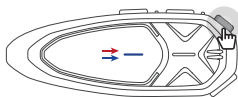
Click the Down Button for 6 seconds until the LED flash red
(All Units)

In standby mode, press and hold the Intercom Button until the led quick flashes red and blue. Voice prompt "pairing".



Press and hold the Intercom Button for one second
until the led quick flashes red and blue
(Unit One)

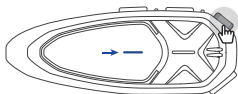
Pairing
.....



Press and hold the Intercom Button for one second
until the led quick flashes red and blue
(Other Units)

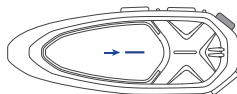
Click the Intercom Button on first unit to search other units, voice prompt "search", and the LED light flashes blue quickly and the first unit will prompt "pairing successful" then the other units prompt "search", and about 6s later will prompt "pairing successful".

Once the pairing is complete, the LED will blink blue slowly on all units.



LED flash blue quickly
(Unit One)

Paired
==>



LED flash blue quickly
(Other Units)

Once the pairing is complete, the LED will blink blue slowly on all units



Start The Intercom Talk:

Once the pairing is successful, click the Intercom Button on one of the units to start an intercom talk. When in intercom mode, the LED light of all connected units will blink purple.



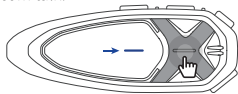
Click the Intercom Button , until LED flash blink purple
(Unit one)

Wait until the indicator light flashes blink purple
(Other Units)

When in intercom mode, the LED light of all connected units will blink purple.

Exit The Intercom Talk:

Click the Power Button on any one of these units to make the device temporarily disconnect the current intercom. Click the intercom Button on any one of these units again to resume the intercom talk.



Click the Power Button until the LED flash blue
(any unit)

Note: Double click the Up Button to exit Bluetooth pairing mode. The device will return to standby mode.

Universal Pairing

Pair With Another Bluetooth Intercom Headset

Step 1: with the unit powered on, press and hold the GTX intercom for 1 second, the indicator light flashes blue and red alternately, the voice prompts "pairing".

Step 2: Follow your other Bluetooth device pairing instructions to enter pairing mode.

Step 3: Click the Intercom Button on GTX to search the other device, The LED light will flash blue and voice prompt searching.

Step 4: After the pairing is complete, the led light flashes blue, and the voice prompts "pairing successful".

Step 5: Double click the Intercom Button to start the intercom talk. The led light will flash purple.

Step 6: In the intercom conference , click the Power Button to quit the intercom talk.

Note: Mutiple audio function cannot be used when using Universal Pairing.



Maintenance & Certification

Maintenance and Care

The GTX should be treated with care, and the following suggestions will help maintain your warranty:

- Do not use or store the device in dusty or dirty environments. Moving parts and electronic components can be damaged.
- Do not store the device in high heat areas. High temperatures can shorten the life of electronic devices, damage batteries, and warp or melt certain plastics.
- Do not store the device in cold temperature areas. When the device returns to its average temperature, moisture can form and damage electronic circuit boards.
- Do not attempt to open the GTX case.
- Do not drop or knock the device. Rough handling can break internal circuit boards and fine mechanics.
- Do not use harsh chemicals, cleaning solvents, or strong detergents to clean the device.
- Do not paint the device. Paint can clog the moving parts and prevent proper operation. These suggestions apply equally to the headset, main unit, speaker-microphone clamp unit, and power charger.

Warranty

LEXIN warrants that this product shall conform to and perform the following published technical specifications and the accompanying written materials and shall be free of defects in materials and workmanship for a period of one year from the date of purchase by the first consumer purchaser of the product. The limited warranty extends only to the original consumer purchaser of the product and is not assignable

or transferable to any subsequent purchaser/end-user.

This warranty is limited to the repair or replacement, at LEXIN's discretion, of defective or non-conforming products. LEXIN shall not be responsible for the failure of the product to perform specified functions or any other non-conformance caused by or attributable to (a) any misapplication or misuse of the product. (b) failure of Customer to adhere to any of LEXIN's specifications or instructions. (c) neglect of, abuse of, or accident to, the product. or (d) any associated or complementary



equipment or software not furnished by LEXIN.

Limited warranty service may be obtained by delivering the Product to LEXIN or to the international distributor it was purchased through and providing proof of purchase or receipt date. Customers agree to insure the product or assume the risk of loss or damage in transit, prepay shipping charges to LEXIN, and use the original shipping container or equivalent.

Waivers and General Release

By using the product, you will waive substantial legal rights including, the right to use. Please read the following carefully before using the device. By using the product, you agree to this agreement and forfeit the right to pursue legal action.

By using the product, you are irrevocably releasing, indemnifying from any liability, loss, claim, and expense (including attorney's fees) and holding LEXIN harmless for any bodily injuries, harm, or death as well as losses or damages in goods to any vehicles including your own, or to any property or asset that belong to you or to third parties, any of which may result from using the product under any circumstances or conditions and irrespective of jurisdiction.

You, your heirs, legal representatives, successors or assigns, hereby voluntarily and forever release, discharge, indemnify, and hold harmless LEXIN from any and all litigation, claims, debts, demands, actions, and liability which may arise, directly or indirectly, from using the product for any distress, pain, suffering, discomfort, loss, injury, death, damages to or in respect to any person or property however caused, WHETHER ARISING FROM THE NEGLIGENCE OR OTHERWISE, and which may hereafter accrue to you on some future date as a result of said use, to the fullest extent permitted by law.

You fully understand and assume the risks in using the product, including the risk of negligent acts or omissions by others. All risks for operating the product are assumed solely by the user of the product.

You confirm that you are physically capable of using the product and that you have no medical conditions or needs that may infringe upon your abilities to do so in a safe manner. You confirm that you are at least eighteen (18) years of age and that you have been advised of the risks associated with the use of the product. You further confirm that you will not consume any alcohol that may affect your alertness or any mind-altering substance and will not carry, use or consume these substances



before or during the use of the product.

You fully acknowledge our warnings and understand that:

(a) Risks and dangers exist in using the product while in traffic, including but not limited to injury or illness, strains, fractures, partial and/or total paralysis, death, or other ailments that could cause serious disability.

(b) These risks and dangers may be caused by the negligence of the manufacturers or its agents or any third party involved in designing or manufacturing the product.

(c) These risks and dangers may arise from foreseeable or unforeseeable causes.

You hereby assume all risks and dangers and all responsibility for any losses and/or damages, whether caused in whole or in part by the negligence or other conduct of others, including LEXIN.

By using the product, you confirm that you have read this release of liability and fully understand and accept its terms and conditions.

RF Exposure Information

NOTE: This equipment has been tested and found to comply with the limits for a Class B digital device, pursuant to part 15 of the FCC Rules. These limits are designed to provide reasonable protection against harmful interference in a residential installation. This equipment generates uses and can radiate radio frequency energy and, if not installed and used in accordance with the instructions, may cause harmful interference to radio communications. However, there is no guarantee that interference will not occur in a particular installation. If this equipment does cause harmful interference to radio or television reception, which can be determined by turning the equipment off and on, the user is encouraged to try to correct the interference by one or more of the following measures:

- Reorient or relocate the receiving antenna.
- Increase the separation between the equipment and receiver.
- Connect the equipment into an outlet on a circuit different from that to which the receiver is connected.
- Consult the dealer or an experienced radio/TV technician for help

Changes or modifications not expressly approved by the party responsible for compliance could void the user's authority to operate the equipment.



This device complies with Part 15 of the FCC Rules.

Operation is subject to the following two conditions:

- (1) this device may not cause harmful interference, and
- (2) this device must accept any interference received, including interference that may cause undesired operation.

This device contains licence-exempt transmitter(s)/receiver(s) that

comply with Innovation, Science and Economic Development Canada's licence-exempt RSS(s).

Operation is subject to the following two conditions:

- (1) This device may not cause interference.
- (2) This device must accept any interference, including interference that may cause undesired operation of the device.

L'émetteur/récepteur exempt de licence contenu dans le présent appareil est conforme aux CNR d'Innovation, Sciences et Développement économique Canada applicables aux appareils radio exempts de licence. L'exploitation est autorisée aux deux conditions suivantes:

- (1) L'appareil ne doit pas produire de brouillage;
- (2) L'appareil doit accepter tout brouillage radioélectrique subi, même si le brouillage est susceptible d'en compromettre le fonctionnement.

Lexin Electronics Inc.
1(800) 380 - 8248
www.lexin-moto.com

Backed by 2-Year Warranty
For technical support :
tech@lexinmotorcycle.com

   @lexinmoto