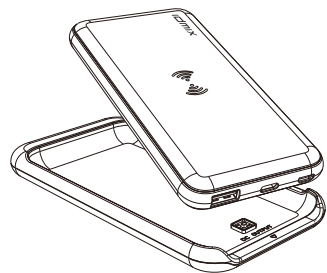


60.00 mm

idmix
Infinite Creativity

POWER MIX 10000 (X10)

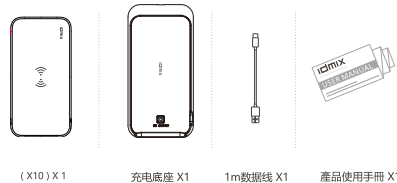
使用手冊



本產品適用於 DC-5V 輸入的電子數碼產品充電。
www.idmix.com.hk

技術規格与包装清单

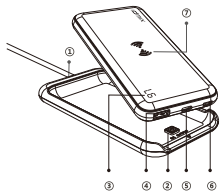
型號	X10	容量	10000mAh/38Wh
Micro輸入	5V/2A/9V/2A	PD3.0 Type-C輸入/輸出	5V/3A/9V/2A/12V/1.5A
USB QC 輸出	5V/3A/9V/2A/12V/1.5A	無線充電 輸出	10W/7.5W/5W
充電器通訊輸入	5V/2A/9V/2A	充電器通訊時間	≥ 5000s
產品尺寸	140x67x12mm	溫度範圍	-10°— 40°
產品尺寸	160x79x12mm		



產品介紹

1. 產品外觀介紹

- ① 充電底座輸入 5V/2A-9V/2A
- ② LCD電量顯示
- ③ USB QC輸出5V/3A-9V/2A; 12V/1.5A
- ④ PD3.0 Type-C 輸入 / 輸出 5V/3A-9V/2A;12V/1.5A
- ⑤ Micro 輸入 5V/3A-9V/2A
- ⑥ 無線充電輸出10W/7.5W/5W



2. POWER MIX 10000 (X10) 適用於 DC-5V 輸入的設備充電。配備充電連接線。兼容大部份手機及其它電子數碼設備。

使用指南

1. 對設備充電



將 X10 连接手机或iPad等数码设备



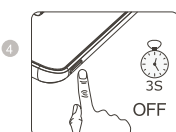
單擊 X10 電源鍵。開始充電。



把支持无线充电的设备平放在 X10上按电源键即可为设备充电



连接母座边给X10充电, 边给数码设备充电




長按電源鍵 3 秒,關閉電源。

溫馨提示: 當斷開連接 (不帶載), 超過10秒後, X10 移動電源會自動關閉輸出電路,進入省電模式

2. 對 X10 充電

將 X10自身配備的 Type-C USB 充電線拔出, 接入母座, 再把X10放置在母座上即可充电; 或者直接接入X10Type-C入口,另一端连接充电設備 (電源或計算機或其它充電器), 即可为X10充电。



電源適配器接 AC



計算機 USB 端口

溫馨提示: ①用戶也可以用其它 5V 以下輸出電壓充電器為X10 充電。
②計算機 USB 端口輸出電流較小 (一般在500mAh), 充電較慢。

充電狀態顯示

1). 對其它設備充電時, 單擊電源鍵

- 電源電量顯示屏所顯數字, 表示 X10電源所剩電量。
- 電源電量顯示屏不亮, 表示 X10電源電量用完。

2). 對 X10 电源充電時

- 電源電量指示屏亮起, 表示 X10电源當前電量。
- 電源電量指示屏顯示100, 此時表示X10电源電量為 100%。

常見問題及解決方法

1). 無法為本產品充電

- 本產品與供電設備 (電源或計算機或其它充電器) 接連方法不正确。
- 本產品內部線路故障, 請及時與本公司售后服務聯絡。

2). 被充電產品無反應

- 本產品電量過低, 請重新將本產品充電。
- 被充電產品電壓和本產品輸出電壓不兼容, 請核對被充電產品電壓。
- 被充電產品和本產品連接方法不正确。
- 充電線, 充電轉接損壞, 請更換充電線或轉接頭。
- 本產品內部線路故障, 請與本公司售后服務聯絡。

警告

1. 充電器在使用前請仔細閱讀產品使用手冊。
2. 切勿將充電器投入火或投入液體裡, 請勿擅自拆卸或改裝充電器。
3. 不要扔, 敲打或強烈震動設備, 請存放在乾燥, 遠離潮濕和腐蝕性物品的地方。

有毒有害物质元素附表

部件名称	有毒有害物质及元素					
	鉛 (Pb)	汞 (Hg)	鎘 (Cd)	六价铬 (Cr6+)	多溴联苯 (PBB)	多溴二苯醚 (PBDE)
主机	X	O	O	O	O	O
配件	X	O	O	O	O	O

O:表示有害有毒物质在该部件所有均质材料中的含量均在GB/T 26572标准规定的限量要求以下。

X: 表示有害有毒物质至少在在该部件的某一均质材料中的含量超出GB/T 26572 标准规定的限量要求。

注: 本产品标有X的原因是: 现阶段没有可供选择的替代技术或部件。

保養條款

1. 在十二個月的保養期內, 如產品有損壞或故障, 本公司技術人員證實為正常使用情況下發生, 本公司將提供維修, 保養期由發票日期開始計算。
2. 維修時必須出示有效保養憑證或任何發票正本。
3. 保養期內, 產品若違反保養條例, 如經由非本公司技術人員更換或修理產品任何部分, 因錯誤操作或使用, 錯誤接駁電源, 或有水及其它液體滲入產品的意外及自然災害, 均不在保養行列。
4. 所有條款以中文版本為準。
5. 如因錯誤使用導致產品有任何損壞, 本公司不會承擔任何責任。

保養證

有限保養

多謝選購 IDMIX 產品, IDMIX 保證: 本產品於購買時並無任何材質或製品上的瑕疵, 本產品的有限保養自購起十二(12) 個月內, 當需要保養服務時, 顧客必須出示保養證正本和發票正本, 否則保養將被作廢。

保養服務只限於產品在正常使用下有效, 此有限保養不適用於因人為疏忽, 粗糙的操作, 不正確的使用, 意外事故, 暴露於潮濕之下, 潮濕或過度高溫, 未經授權的修正, 未經授權的拆毀或修復, 不可抗力; 或其它 IDMIX 無法合理控制的行為所造成的損壞或損失。如損壞未符合本保養條例, 顧客將被收取維修或更換零件的費用, 顧客必須自行將有瑕疵的產品交到客戶服務中心, 並自行取回已修復或更換的本產品。

注: IDMIX 擁有任何對本人所述的條件和條件之最終裁決權, 及有權隨時對條款和條件作出更改, 而無需另行通知。

客戶服務中心

产品名称: 移动电源 用户姓名: _____
规格型号: X10 联系电话: _____
产品编号: _____ 产品编号: _____
检验员: _____ 通讯地址: _____
出厂日期: 年 月 日 _____
盖章: _____ 购买日期: 年 月 日 _____

idmix
Infinite Creativity

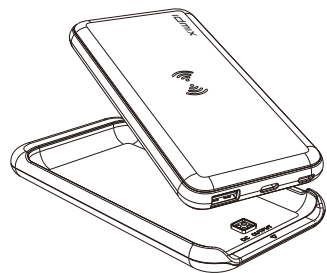


www.idmix.com.hk

idmix
Infinite Creativity

POWER MIX 10000 (X10)

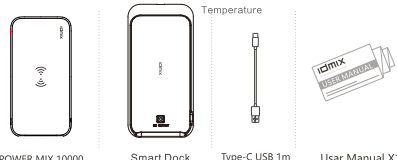
USER MANUAL



This product is applied to digital communication devices with input DC-5V
www.idmix.com.hk

Technique Specification and Packing content

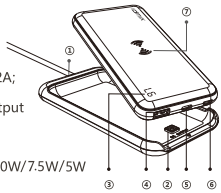
Model	X10	Capacity	10000mAh/38Wh
Micro Input	5V/2A/9V/2A	PD3.0 Type-C Input/Output	5V/3A/9V/2A/12V/1.5A
USB QC Output	5V/3A/9V/2A/12V/1.5A	Wireless Output	10W/7.5W/5W
Smart Dock Input	5V/2A/9V/2A	Recycling time	≥ 500 Times
Produce Size	140x67x12mm	Operating Temperature	-10°— 40°
Charging Size	160x79x12mm		



Introduction

1. Product Appearance Introduction

- ① Smart Dock Input 5V/2A-9V/2A
- ② LCD power display
- ③ USB QC Input 5V/3A-9V/2A; 12V/1.5A
- ④ PD3.0 Type-C Input / Output 5V/3A-9V/2A;12V/1.5A
- ⑤ Micro Input 5V/3A-9V/2A
- ⑥ Wireless Charge Output 10W/7.5W/5W



2. POWER MIX 10000 (X10) is applied to charge for devices with input DC-5V, equipped with charge cable compatible with most mobile phones and other digital communication devices.

User Guide

1. Charge for Devices



Connect X10 to digital devices such as mobile phones or iPad



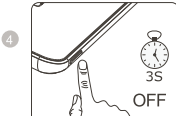
Click the X10 power key and start charging.



To support wireless charging equipment placed on the x 10 press the power button to charge the device



Connect the smart dock to charge the X10, and charge the digital device.



Long press the power key 3 and the closed power

Kindly remind: When disconnect over 10 seconds, power bank X10 will close the output circuit automatically, entering power saving mode.

2. Charge for POWER MIX 10000

The Type-C USB charging line equipped with X10 itself is pulled out, access to the parent seat, and then the X10 placed on the mother seat, or directly connected to the X10Type-C entrance, and the other end connected to the charging device (power or computer or other charger) to charge the X10.



Connect with adaptor to charge X10.



Connect with computer to charge X10.

Kindly remind: ①The power bank X10 also can be charged by other chargers output below 5V.
②The output current of the computer USB port is low, around 500mAh, will caused the charging speed slow.

Battery indicator

- 1). Charge for mobile devices: A simple press on ON / OFF button to see the battery left.
of electricity left in the Power X10
- The battery power display does not light, Power X10 said the battery runs out.
- 2). Charging for Power X10
of the Power X10 X10 charge is 100%.

Usual Problems and Solution

- 1). Can't charge for this product
- This product is wrong connected with power supply equipment.
- This product is breakdown with internal circuit. Please contact after-sale service of IDMIX
- 2). No response with the being charged device
- Too low power with this product, please re-charge for this product.
- The voltage of being charged device is not compatible with this product. Please check the voltage of your device.
- This product is wrong connected with being charged device.
- Charging cable and connectors are damaged. Please change them.
- This product is breakdown with internal circuit. Please contact after-sale service of IDMIX.

Warning

1. Read user manual carefully before using the X10.
 2. Please do not dispose of in fire or liquid, disassemble or modify the X10.
 3. Do not knock or crash the product. Be dry and keep away from damp and erosive goods.
- This device complies with part 15 of the FCC Rules. Operation is subject to the following two conditions: (1) This device may not cause harmful interference, and (2) this device must accept any interference received, including interference that may cause undesired operation.
- Any changes or modifications not expressly approved by the party responsible for compliance could void the user's authority to operate the equipment.
- NOTE: This equipment has been tested and found to comply with the limits for a Class B digital device, pursuant to Part 15 of the FCC Rules. These limits are designed to provide reasonable protection against harmful interference in a residential installation. This equipment generates, uses and can radiate radio frequency energy and, if not installed and used in accordance with the instructions, may cause harmful interference to radio communications. However, there is no guarantee that interference will not occur in a particular installation.
- If this equipment does cause harmful interference to radio or television reception, which can be determined by turning the equipment off and on, the user is encouraged to try to correct the interference by one or more of the following measures:
- Reorient or relocate the receiving antenna.
 - Increase the separation between the equipment and receiver.
 - Connect the equipment into an outlet on a circuit different from that to which the receiver is connected.
 - Consult the dealer or an experienced radio/TV technician for help.
- The device has been evaluated to meet general RF exposure requirement.
- FCC ID: 2ARCW-X10

Hazardous and risk Substances

par name	Hazardous and risk Substances					
	Lead (Pb)	Mercury (Hg)	Cadmium (Cd)	Six price (Cr6+)	Polychlorinated biphenyls (PBB)	PBDES (PBDE)
Main part	X	O	O	O	O	O
Accessories	X	O	O	O	O	O

- X At least one of the components of the component contains more than the GB/T 26572 standard Set of limited requirements.
 - O The content of the toxic and hazardous substances in all homogeneous materials in the component is required under the limit of GB/T 26572 standard.
- Note: this product is labeled "X" because there is no alternative technology or component that can be selected at this stage.

Warranty Information

1. For any defect, in the judgment of our technician, caused under normal use we are responsible for repairing free of charges 12 months commencing from the date of purchase at the discretion of our company.
2. A valid warranty voucher or any original purchase invoice must be presented upon request of warranty service.
3. During the warranty period, this warranty shall not apply to the product if (a) it has explicitly modified or repaired in any way by persons other than technicians of our company, or (b) it has been damaged through misuse, malicious acts, negligence and flow in any liquid, accident or natural calamities.
4. All conditions refer to the Chinese version.
5. If any damage causes to you product due to wrong usage, our company will not take any responsibilities.

Warranty Card

Limited Warranty

Thank you for your purchase of IDMIX' s product. IDMIX warrants that the product is at the time of its original purchase free of defects in workmanship and material. This Limited Warranty for the product shall last for twelve(12) months from the date of original purchase. This original warranty card and original invoice must be presented at the time you require warranty service or such warranty will be voided.

This limited warranty is valid only if the product is used for the purpose for which it was designed. It does not apply to damage or loss caused by negligence; physical abuse; misuse; accident; exposure to moisture; dampness or extreme thermal; unauthorized modifications; unauthorized opening or repair; forces of nature; or other actions beyond the reasonable control of IDMIX. In case of when the warranty does not apply, a repair or replacement charge will be incurred. The customer shall be responsible for sending the defective product to and collecting the repaired or replaced product from the service centre.

NB: IDMIX reserves the right to interpret the terms and conditions contained herein, and the right for any changes without prior notice.

Customer service center

Product name: Power bank User name: _____
Model number: X10 Contact number: _____
Product code: _____ Product code: _____
Quality inspector: _____ Contact address: _____
Date of production: _____
Stamp: _____ Date of purchase: _____

idmix
Infinite Creativity



www.idmix.com.hk