

# AirPlay



To play directly to speaker(s) using a iOS devices (iPad, iMac, iPhone, Apple TV etc) you can connect via AirPlay. Please follow the steps below:

## ENSURE THE SPEAKER IS CONNECTED TO THE POWER SUPPLY, AND THE WIFI NETWORK.

Note: When using AirPlay the Lithe app grouping and playback functions for multiple speakers becomes redundant. The ability to play any source is now possible. As well as playing with other brands in an multi room environment.

1. Swipe down from the top right of the screen




2. Click on the right corner icon to show available AirPlay devices



3. Audio display screen shall show available devices to play music through as per list



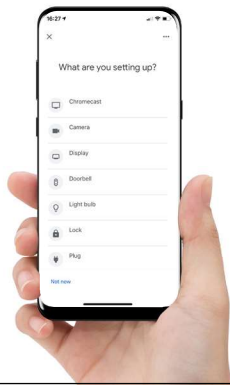
4. Select the speaker(s) to play music through open any app and play your music



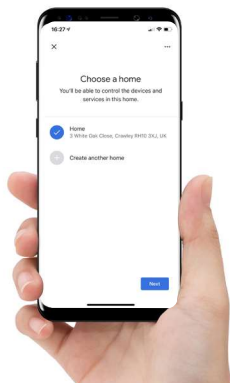
Use of the Works with Apple badge means that an accessory has been designed to work specifically with the technology identified in the badge and has been certified by the developer to meet Apple performance standards. To control this AirPlay-enabled speaker, iOS 11.4 or later is required. Apple, iPad, iPad Air, iPad Pro, iPhone and AirPlay are trademarks of Apple Inc., registered in the U.S. and other countries.

# SETUP FOR GOOGLE HOME

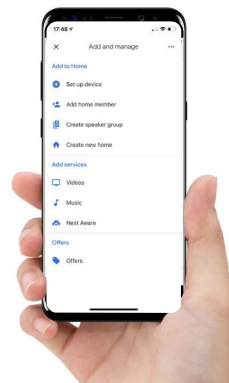
1. Download the Google Home app from the Google Play store
2. Ensure the Wi-Fi speaker is connected to the power supply and is turned on, The LED indicator light will be red.
3. When the LED indicator blinks green quickly press the + top left hand corner; Click set up device, choose home to start looking for devices on your network, choose Speaker; Next.
4. Open Google Home and click the + sign top left hand corner
5. Click set up device, New devices Setup new device



6. Select existing home or create new home to start looking for devices



7. Select speaker; Next, click on Lithe Audio Speaker all set.



# Chromecast Built-in



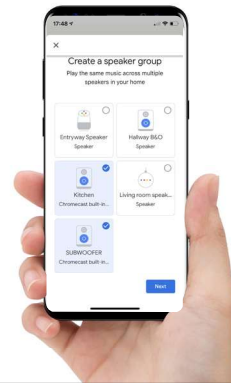
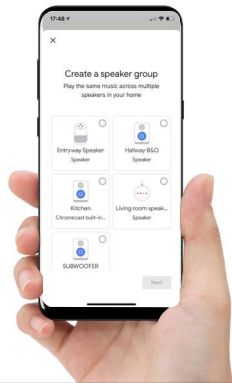
To play directly to speaker(s) using Google Cast. Please follow the steps below:

## ENSURE THE SPEAKER IS CONNECTED TO THE POWER SUPPLY, AND THE WIFI NETWORK.

Note: When using Google Cast the Lithe app grouping and playback functions for multiple speakers becomes redundant. The ability to play any source is now possible. As well as playing with other brands with Google Cast built in within a multi room environment.

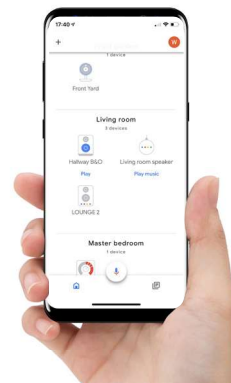
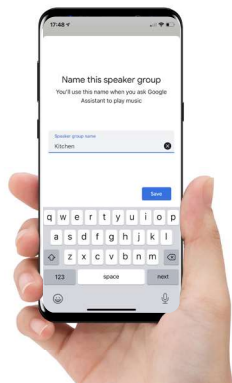
1. To group speakers, click +, create speaker group

2. Click on the speakers you want to group, next, name group



3. Audio display screen shall show available devices to play music through as per list

4. Select the speaker to play music through and press play on your source player



# SPOTIFY CONNECT



Use your phone, tablet or computer as a remote control for Spotify. Go to [spotify.com/connect](https://spotify.com/connect) to learn how.

The Spotify Software is subject to third party licenses found here: [www.spotify.com/connect/third-party-licenses](https://www.spotify.com/connect/third-party-licenses).

# HARD WIRED INPUT- RCA

To connect other devices such as CD player, BluRay player etc) to play through the Wi-Fi speakers please follow the steps below:

## **RCA Connection:**

To play music via speaker RCA connection connect an RCA cable to the speaker and play through your device. Within the Lithe Audio App click on source to activate RCA to be able to play through the speaker.

Note: To ensure the best possible sound without humming or noise, we recommend a shielded RCA cable be used.

# CREATE STEREO PAIR

PLEASE NOTE: LWFIV2 DOES NOT INCLUDE PASSIVE SPEAKER

The Lithe Audio Master Wi-Fi ceiling speaker is able to connect to and power an additional passive speaker via the Right speaker output.

Use wire cutters to strip the ends of the speaker cable (if required).

### SPEAKER

- Sound Quality THD+N<0.009%, 55Hz-20kHz (+/- 3dB)
- RMS Power: 60W RMS (2x 30W)
- Impedance: 8 Ohms nominal
- Sensitivity (1W/1m): 90dB
- Line In Analog (RCA), auto-detecting
- Type: Class D (Digital)
- Audio Compression: 192kHz 24bit
- Woofer: 6.5" Woven Glass Fiber cone / Polypropylene Cone (IP44)
- Tweeter: 0.75" Titanium Cone

### MUSIC ACCESS

- Audio Formats Supported: MP3, WMA, AAC (MPEG4), AAC+, ALAC, FLAC, APE, WAV, OGG, LPCM
- Audio Sample Rate: up to 192kHz 24bit
- Music Services Supported by Lithe Audio include; Airable Radio, Podcast, Tidal, Deezer, Soundmachine, Amazon Music, Napster, Spotify, etc..
- Operating Systems (for stored files) Windows XP SP3 and higher; Mac OS X 10.6.8 and higher; NAS (network-attached storage) devices supporting CIFS

### MULTI ROOM

- Group speakers within same Wi-Fi network

### WIRELESS NETWORKING

- Wi-Fi Connectivity: Wi-Fi CERTIFIED™ 802.11 a, b, g, n, ac WPA™ - Personal WPA2™ - Personal WMM®, Wi-Fi Protected Setup™
- Wireless connectivity works on your home Wi-Fi network with both 2.4GHz/5GHz broadcast routers
- Internet connection required for access to Internet radio stations, online music services and software updates.

### GENERAL

- Power Input Supply : 100 - 240V, 50/60Hz / 2A
- Transformer Output Supply : DC24V / 2.5A
- Dimensions (W x D) 230 x 110mm (6.5 x 4.3 in)
- Weight 1.75kg (3.85 lbs)
- IP rating: IP44 (Bathroom models only)
- Operating Temperature 0° to 40° C (32° to 104° F)
- Storage Temperature -20° to 70° C (4° to 158° F)
- Standby power: 1.3W / 0.02A
- Connected power: 1.5W / 0.03A
- Playing Music: 2.8W - 10.5W / 0.03A - 0.09A\*\*

\* Specifications subject to change without notice.

\*\* Power Consumption depends on the type of music & volume  
- Increased Bass & volume requires more power loading on the amplifier.

- Internet functionality may require payment of separate fee to a service provider.

### 5.15~5.25GHz Band

Operations in the 5.15-5.25GHz band are restricted to indoor use only.

# TROUBLESHOOTING

If a problem arises, please try the troubleshooting guide below. If the problem is not listed please contact Lithe Audio Customer Service Support

**Q: Speaker has not been found during setup**

**A:** Please check power cord is correctly connected into speaker and transformer; Check the red light is ON. Press reset button for 5 seconds on the speaker (discoverable mode), green light shall flash, follow the instructions for Android or AirPlay setup.

\*Before commencing any electrical work ensure the supply is switched OFF at the mains.

**Q: Speaker connected to AirPlay but not playing through device**

**A:** Please ensure device has good Wi-Fi strength and battery power; check the led indicator is solid green, if not press reset button for 3 secs. Failing this, turn the speaker power off then on.

**Q: Device is connected to Wi-Fi speaker but no sound**

**A:** Ensure your device volume is NOT muted, increase the volume within app and try again. Restart the app which the audio is playing from and try again.

**Q: Lithe Audio App not showing connected speakers**

**A:** Ensure your speakers green light are on, and connected as per setup. The app shall automatically find active speakers, if not, restart app or press reset on speaker for 3 secs to wake speaker: to show green status light.

**Q: Lithe Audio App not working correctly**

**A:** Ensure your speaker firmware/app are up to date, OR restart/reinstall app fully.

**Q: Can the speaker be installed into the bathroom ceiling.**

**A:** The IP rated models can be installed in zone 2 or 3 of a bathroom. Ensure you read the safety precautions before installation.

**Warning:** Do not use the product in water or directly above the bath or shower area.

**Q: I have a new router and speakers are not visible anymore**

**A:** If you have purchased a new router or reset the router back to default, you shall need to install the speakers again. Please follow the setup procedures for IOS or Android.

For further queries and support questions please visit [www.support.litheaudio.com](http://www.support.litheaudio.com) email us at [support@litheaudio.com](mailto:support@litheaudio.com) or via our website's live chat service (during working hours)

### **FCC STATEMENT**

This equipment has been tested and found to comply with the limits for a class b digital device, pursuant to part 15 of the FCC rules. these limits are designed to provide reasonable protection against harmful interference in a residential installation. this equipment generates, uses and can radiate radio frequency energy and, if not installed and used in accordance with the instructions, may cause harmful interference to radio communications. however, there is no guarantee that interference will not occur in a particular installation. if this equipment does cause harmful interference to radio or television reception, which can be determined by turning the equipment off and on, the user is encouraged to try to correct the interference by one or more of the following measures:

- Reorient or relocate the receiving antenna.
- Increase the separation between the equipment and receiver.
- Connect the equipment into an outlet on a circuit different from that to which the receiver is connected.
- Consult the dealer or an experienced radio/tv technician for help.

To assure continued compliance, any changes or modifications not expressly approved by the party responsible for compliance could void the user's authority to operate this equipment. (example- use only shielded interface cables when connecting to computer or peripheral devices).

### **FCC RADIATION EXPOSURE STATEMENT**

This equipment complies with FCC RF radiation exposure limits set forth for an uncontrolled environment. this transmitter must not be co-located or operating in conjunction with any other antenna or transmitter. This equipment should be installed and operated with a minimum distance of 20 centimeters between the radiator and your body.

This device complies with part 15 of the FCC rules. Operation is subject to the following two conditions: (1) this device may not cause harmful interference, and (2) this device must accept any interference received, including interference that may cause undesired operation.

### **EUROPE**

Lithe Audio declares that this product herewith complies with the requirements of the EMC Directive 2004/108/EC, Low Voltage directive 2006/95/EC, Eco-Design Directive 2005/32/EC, RoHS Directive 2011/65/EU and the R&TTE Directive 1999/5/EC when installed and used in accordance with the manufacturer's instructions. A copy of the full Declaration of Conformance may be obtained at [www.litheaudio.com/support/policies](http://www.litheaudio.com/support/policies).

Lithe Audio Speakers have a standby mode or remove the power cord from the AC mains.

# REGULATION INFORMATION

## RECYCLING INFORMATION

This symbol on the product or on its packaging indicates that this product shall not be treated as household waste. Instead please deliver it to the applicable collection point for the recycling of electrical and electronic equipment. By recycling this product correctly, you will help conserve natural resources and prevent potential negative environmental consequences. For more detailed information about recycling of this product, please contact your local council office, your household waste disposal service or the shop where you purchased the product(s) from.

## THIS DOCUMENT CONTAINS INFORMATION THAT IS SUBJECT TO CHANGE WITHOUT NOTICE.

No part of this publication may be reproduced or transmitted in any form or by any means, electronic or mechanical, including but not limited to photocopying, recording, information retrieval systems, or computer network without the written permission of Lithe Audio Ltd

Use of the Works with Apple badge means that an accessory has been designed to work specifically with the technology identified in the badge and has been certified by the developer to meet Apple performance standards.

To control this AirPlay-enabled speaker; iOS 11.4 or later is required.

Apple, iPad, iPad Air, iPad Pro, iPhone and AirPlay are trademarks of Apple Inc., registered in the U.S. and other countries.

Windows® is a registered trademark of Microsoft Corporation in the United States and other countries.

Android™ is a trademark of Google, Inc.

Google, Chromecast built-in are trademarks of Google LLC.

The Bluetooth® word mark and logos are registered trademarks owned by Bluetooth SIG, Inc. and any use of such marks by Lithe Audio Ltd is under license. Other trademarks and trade names are those of their respective owners.

Wi-Fi CERTIFIED™ is a registered trademark of Wi-Fi Alliance®

Spotify software is subject to third party licenses found here:  
<http://www.spotify.com/connect/third-party-licenses>

All other products and services mentioned may be trademarks or service marks of their respective owners.

©2021 by Lithe Audio Ltd. All rights reserved.

FCC ID: 2AQOB-LWF1V2







This warranty may not be valid if the product was purchased via an un-authorized dealer.

The warranty only applies to individual that made the original purchase, not transferable..

The purchaser must show proof of purchase by way of receipt (hard copy or digital copy)

The warranty is null and void if:

- product altered in any way from its original manufactured state
- security seal has been removed
- product defaced

No one is authorised to make or modify any warranty on behalf of Lithe Audio Ltd.





**LITHEAUDIO**<sup>®</sup>

## 2 YEAR GUARANTEE

This Ceiling Speaker is of excellent quality and construction. However, if any defects in materials or workmanship do appear during the guarantee period, we will, at our discretion, either repair or replace the defective parts, free of charge, subject to the terms and conditions of our Guarantee shown below.

This Guarantee covers both parts and labour. Carriage is not included.

This Guarantee provides benefits which are additional to, and do not affect, your statutory rights. This Guarantee does not cover the cost of returning the product to the dealer from whom it was purchased or to ourselves. This Guarantee applies only to products sold and located in mainland Great Britain. It does not cover liability in respect of or replacement of plugs, cables or fuses and also does not cover defects due to:

- Failure to use or maintain product in accordance with Lithe Audio instructions.
- The product being connected to an unsuitable electricity supply.
- Accidental damage to or abuse or misuse of the product.
- Product modification, except by Lithe Audio or approved agent.
- Dismantling of or interference with the product.

Before returning any product under this Guarantee, please check that:

- You have followed the product instructions correctly.
- Your mains electricity supply is functional.
- The defect is not due to a blown fuse.

If you wish to claim under this guarantee you should:

- Send the product, postage or carriage paid, to the dealer from whom it was purchased or to Lithe Audio direct.
- Ensure that the product is clean and packed carefully (preferably in its original carton).
- Enclose details of your name, address and telephone number and when and where the product was purchased, together with proof of purchase (e.g. a invoice or till receipt).
- Give exact details of the nature of the defect.

This Guarantee does not cover any other claims whatsoever, including, without limitation, any liability for incidental, indirect or consequential damage, nor does it cover any claims for conversion or modification or for the costs of repair carried out by any third party without the prior consent of Lithe Audio. If replacement parts are fitted to the product this will not extend the period of the Guarantee. For further advice contact the Lithe Audio customer services.



Lithe Audio products marked with the CE mark comply with the EC Low Voltage Directive: 73/23/EEC, Electromagnetic Compatibility Directive 89/336/EEC

**WWW.LITHEAUDIO.COM**

TEL: +44 (0) 1293 922 015 EMAIL: SALES@LITHEAUDIO.COM



LWF1V2