

Test Setup Photographs for WAVO PRO

1.Transmitter Radiated Emissions

1.1.Radiated Emissions: 30 MHz to 1GHz @ 3 m




Photo 1: Radiated Test Setup-30 MHz to 1GHz



Photo 2: Radiated Test Setup-30 MHz to 1GHz

1.2.Radiated Emissions: 1 GHz to 18 GHz @ 3 m




Photo 3: Radiated Test Setup-1 GHz to 18 GHz




Photo 4: Radiated Test Setup-1 GHz to 18 GHz

1.3.Radiated Emissions: 18 GHz to 25 GHz @ 1 m




Photo 5: Radiated Test Setup-18 GHz – 25 GHz




Photo 6: Radiated Test Setup-18 GHz – 25 GHz

2. Conducted Measurements:




Photo 7: Conducted Test Setup




Photo 8: Conducted Test Setup

3.AC Conducted Emissions:




Photo 9 AC Conducted Emissions Test Setup- with AC/DC Adapter




Photo 10 AC Conducted Emissions Test Setup- with AC/DC Adapter