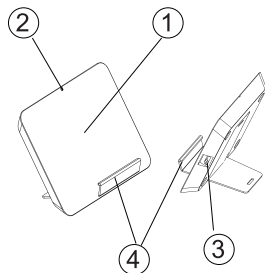


Optic Wireless Charging Phone Stand Instruction Manual AST-WR193



Features:

1. Charging Pad Surface
2. LED Indicator
3. Micro-USB Input Port
4. Stand

What's included:

- 1 x Wireless Charging Pad
- 1 x USB to Micro-USB Cable
- 1 x Instruction Manual

Tech Specifications

- Input power: 5V/1.5A
- Output power: 5V/1A

INSTRUCTIONS:

1. Charging Mobile Devices:
 - a. Ensure that your phone or tablet supports wireless charging.
 - b. Connect the wireless charging pad to a USB adapter with the provided cable. Once connected LED Indicator will glow RED.
 - c. Place the enabled device on the surface of the wireless charging pad on the Stand. The LED will turn GREEN to indicate that the phone is charging.

* Note: To charge devices, use only the accessory cable or the cable included with your own device by the manufacturer.

SAFETY PRECAUTIONS:

Read **all** the instructions before using the product.

1. To reduce the risk of injury, close supervision is necessary when the product is used near children.
2. Do not expose the device to any moisture.
3. Do not use the device in excess of its output rating. Overloaded outputs above rating may result in a risk of fire or injury.
4. Do not use the device if damaged or modified. Damaged or modified device may exhibit unpredictable behavior resulting in fire, explosion or risk of injury.
5. Do not disassemble the device. Take it to a qualified service person when service or repair is required. Incorrect reassembly may result in a risk of fire or injury.
6. Do not expose the device to fire or excessive temperature. Exposure to extreme heat may cause explosion.

7. Have servicing performed by a qualified repair person using only identical replacement parts. This will ensure that the safety of the product is maintained.
8. This device is not a toy.
9. Do not overcharge Phone. Unit may get hot with excessive use. Remove Phone when it is fully charged. Never charge for more than 7 hours at a time.
10. Attachments on the back of your phone can impede the effectiveness of the wireless charger, and lead to overheating. Please remove attachments from the phone before charging on this device.

The distance between user and products should be no less than 20cm.

KEEP OUT OF REACH OF CHILDREN


FCC Statement:

Changes or modifications not expressly approved by the party responsible for compliance could void the user's authority to operate the equipment. This equipment has been tested and found to comply with the limits for a Class B digital device, pursuant to Part 15 of the FCC Rules. These limits are designed to provide reasonable protection against harmful interference in a residential installation. This equipment generates uses and can radiate radio frequency energy and, if not installed and used in accordance with the instructions, may cause harmful interference to radio communications. However, there is no guarantee that


interference will not occur in a particular installation. If this equipment does cause harmful interference to radio or television reception, which can be determined by turning the equipment off and on, the user is encouraged to try to correct the interference by one or more of the following measures:

- Reorient or relocate the receiving antenna.
- Increase the separation between the equipment and receiver.
- Connect the equipment into an outlet on a circuit different from that to which the receiver is connected.
- Consult the dealer or an experienced radio/TV technician for help.

This device complies with part 15 of the FCC rules. Operation is subject to the following two conditions (1) this device may not cause harmful interference, and (2) this device must accept any interference received, including interference that may cause undesired operation.



FC
MADE IN CHINA



FSC

165x89mm

2021.12.28