Orange Pi 4 LTS（4GB）

Official website data download:
http://www.orangepi.org/downloadresources/

Product description

What's Orange Pi 4 LTS（4GB）?

It's an open-source single board computer. It can run Android、Ubuntu,Debian. It uses the Rockchip RK3399（28nm HKMG Process）, and has 4GB LPDDR4 SDRAM.

Top view



Bottom view



Orange Pi 4 LTS（4GB）v1.2 Pin definition

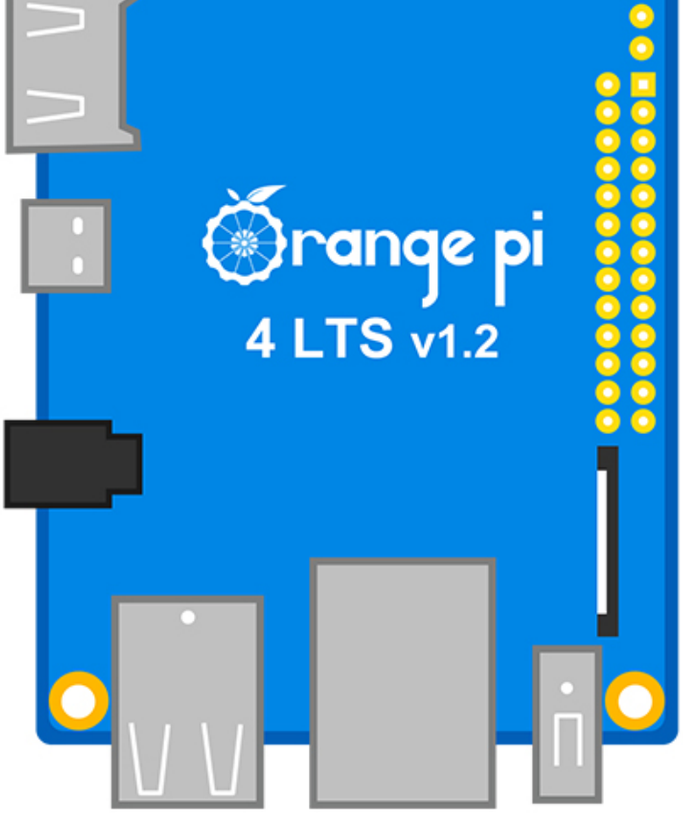

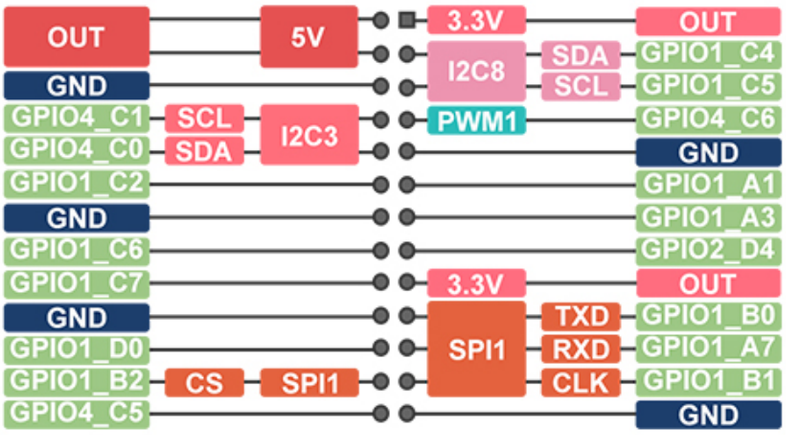

Who' s it for?

Orange Pi 4 LTS（4GB） is for anyone who wants to start creating with technology – not just consuming it. It's a simple, fun, useful tool that you can use to start taking control of the world around you.

What can I do with Orange Pi 4 LTS（4GB）?

You can use it to build.....

- A computer
- A wireless server
- Games
- Music and sounds
- HD video
- A speaker
- Android
- Scratch

Pretty much anything else, because Orange Pi 4 LTS（4GB）is open source.

Orange Pi 4 VS Orange Pi 4 LTS（4GB）

Model	Orange Pi 4	Orange Pi 4 LTS（4GB）
Hardware features		
SOC	Rockchip RK3399	Rockchip RK3399
CPU Architecture	Cortex-A72+Cortex-A53	Cortex-A72+Cortex-A53
CPU Frequency	1.8GHz	1.8GHz
Core Number	6	6
Memory Bus	LPDDR4	LPDDR4
Memory	Dual 4GB	4GB
Onboard Storage	16GB EMMC Flash	16GB EMMC Flash(option)
WiFi+BT	WiFi+BT5.0(AP6256)	WiFi+BT5.0(CDW.20U5622-00)
Onboard Network	10M/100M/1000M Ethernet (Realtek RTL8211E)	10M/100M/1000M Ethernet (YT8531C)
USB	2*USB2.0+1*USB3.0 +1*USB3.0 Type-C	2*USB2.0+1*USB3.0 +1*USB3.0 Type-C
Debug UART	3Pin	3Pin
PCIE	Surpport Mini PCIE Port	Surpport Mini PCIE Port
GPIO	GPIO1 40 Pin	26Pin
Power Interface	DC 5V/3A ,TYPE-C 5V/3A	DC 5V/3A ,TYPE-C 5V/3A
PMU	Yes	Yes
MIC	Yes	Yes
PCB Size	56x91mm	56x91mm
Software features		
Supported OS	Android,Ubuntu,Debian	Android,Ubuntu,Debian

Orange Pi 4, Orange Pi 4 LTS（4GB）

Orange Pi 4

Orange Pi 4 LTS（4GB）

Hardware specification:

SOC	Rockchip RK3399 (28nm HKMG Process)
CPU	• Based on the large and small size of big.LITTLE core architecture: Dual-Core Cortex-A72 (large core)+ Quad-core Cortex-A53(small core) • 6-Core ARMR64-bit processor ,main frequency speeds up to 1.8GHz
GPU	• High-Performance Multi-Core Mali-T860 GPU • Supports OpenGL ES1.1/2.0/3.0/3.1,OpenVG1.1,OpenCL,DX11, • Support for AFBC

PMU	RK808 PMU
Memory	4GB LPDDR4
Onboard Storage	• 16GB EMMC Flash (option) • MicroSD (TF) Card Slot
Onboard Ethernet	Support 10/100M/1000M Ethernet (YT8531C)
Onboard WIFI+BT	• CDW.20U5622-00 • Support IEEE 802.11 a/b/g/n/ac, 2T2R • Support BT5.0
Video	• Output: 3.5mm Jack and HDMI2.0a • Input: MIC
Audio	• HDMI 2.0,Supports 4K@60fps Output • 1*DP 1.2(Display Port), Supports 4K@60fps Output • Supports Dual MIPI-DSI (4 Lines Per Channel)
Camera	2*MIPI-CSI Camera Connector (MIPI_RXO、MIPI_TX1/RX1)
USB	2*USB2.0 +1*USB3.0+ 1*USB3.0 Type-C
Debug UART	3 Pin
GPIO	26 Pin
PCIE	Surpport Mini PCIE Port
Key	Upgrade Key & Reset Key
Power Supply	DC 5V/3A, TYPE-C 5V/3A
LED	Power Led & Status Led
Supported OS	Android 、Ubuntu、Debian

Appearance specification introduction:

Dimension	56mm × 91mm
weight	49g

range pi™ is a trademark of the Shenzhen Xunlong Software CO., Limited

Completely open source maker artifact

Orange Pi 4 LTS（4GB）runs Android

Orange Pi 4 LTS（4GB）runs Ubuntu / Debian

Product display

Front



Back



45° angle



45° angle

45° angle



FCC WARNING

This device complies with part 15 of the FCC Rules. Operation is subject to the following two conditions: (1) this device may not cause harmful interference, and (2) this device must accept any interference received, including interference that may cause undesired operation.

Any changes or modifications not expressly approved by the party responsible for compliance
could void the user's authority to operate the equipment.

NOTE: This equipment has been tested and found to comply with the limits for a Class B digital device, pursuant to Part 15 of the FCC Rules. These limits are designed to provide reasonable protection against harmful interference in a residential installation. This equipment generates, uses and can radiate radio frequency energy and, if not installed and used in accordance with the instructions, may cause harmful interference to radio communications. However, there is no guarantee that interference will not occur in a particular installation.

If this equipment does cause harmful interference to radio or television reception,
which can be determined by turning the equipment off and on, the user is encouraged to try to correct the interference by one or more of the following measures:

-- Reorient or relocate the receiving antenna.
-- Increase the separation between the equipment and receiver.
-- Connect the equipment into an outlet on a circuit different
from that to which the receiver is connected.
-- Consult the dealer or an experienced radio/TV technician for help.

To maintain compliance with FCC’s RF Exposure guidelines, This equipment should be installed and operated with minimum distance between 20cm the radiator your body: Use only the supplied antenna.