

Index:

- 1. Revision History / Page 3**
- 2. Specification / Page 4**
- 3. Characteristics and Reliability Test / Page 5**
- 4. Antenna - S Parameter Test Data / Page 6**
- 5. Antenna - Radiation Pattern Test Data / Page 7**
- 6. Mechanical and Packing Drawing / Page 8 ~ 9**
- 7. Material Description and RoHS Test Report / Page 10 ~ end**

Product Number: AN0750-74S05BSM

Product Name: Antenna




1. Revision History

Revision	Date	Change Notification	Description
1.0			

Product Number: AN0750-74S05BSM
 Product Name: Antenna



2. Specification

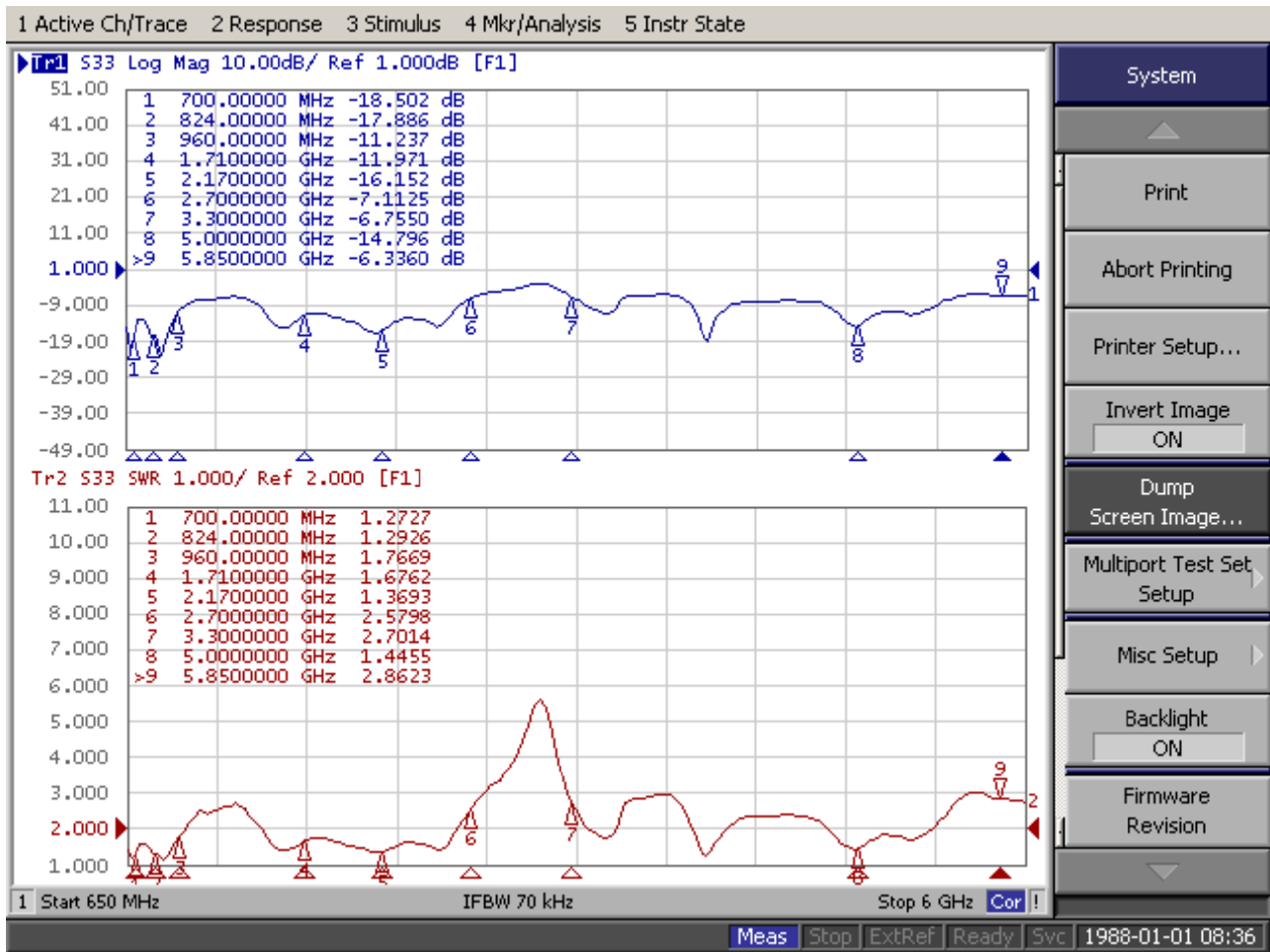
Sample Photo	
	
A. Electrical Characteristics	
Frequency	704~ 960 MHz / 1710~2700MHz 3300Mhz/ 4800 ~ 5850 MHz
V.S.W.R.	<= 2.0 @ 704~ 960 MHz <= 3.0 @ 1710~2700MHz <= 3.0 @ 3300 MHz <= 3.5 @ 4800~5850MHz The data is testedd with 1Mcable
Polarization	Linear
Impedance	50 Ohm
B. Material & Mechanical Characteristics	
Material of Radiator	PCB
Material of Plastic	ABS
Cable Type	RG178
Connector Type	SMA Male
C. Environmental	
Operation Temperature	- 25 °C ~ + 70 °C
Storage Temperature	- 40 °C ~ + 80 °C

3. Characteristics and Reliability Test

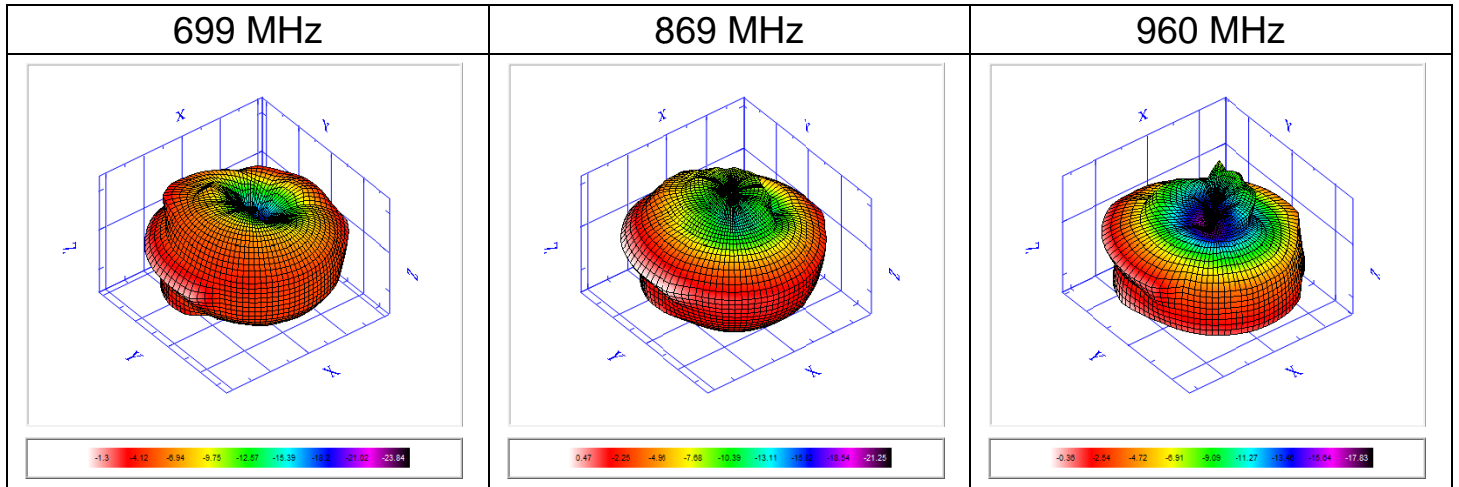
Test Items		Test Condition and Procedure	Requirements	Result
C1	V.S.W.R.	Set DUT on Network Analyzer; make individual calibration to test	Directive DUT specification	PASS
C3	Antenna Gain	Set DUT on Antenna Chamber; make individual calibration to test	Directive DUT specification	PASS
M1	Vibration	GB / T2423.48-2008 Amplitude: 0.03 inch (1.5mm); Freq: 20 to 80 to 20 Hz 3 directions; 2 hours for each direction	1. No Visual Damage 2. Frequency Tol. ≤5%	PASS
M2	Random Drop	GB / T2423.8-1995 Single : Height: 1.0 Meter; 3 directions; 1 time for each direction	1. No parts separated · fracture 2. Frequency Tol. ≤5%	PASS
M4	Pull Test	Holding with individual specification; force applied to axis of terminal .	1. Directive DUT specification 2. Frequency Tol. ≤5%	PASS
M6	Dimension	Inspection of dimension, color, material, package, surface process.	Directive DUT specification	PASS
E2	Salt Spray	GB / T 2423.17-2008 Temp: 35°C; RH: ≥ 95%; NaCl solution: ≥ 5%;Time: 24H	1. No Visual Damage 2. Frequency Tol. ≤5%	PASS
E3	Temperature and Humidity Chamber	GB / T 2423.3-2006 Temp: 80°C / 12 H; -40°C / 12H RH: ≥ 90%; Time: 24H	After 2 Hours Recovery 1. No Visual Damage 2. Frequency Tol. ≤5%	PASS
E4	Thermal Shock	GB / T 2423.22 - 2008 - 40°C (30 minutes) to + 80°C (30 minutes) ; Cycles: 24	After 2 Hours Recovery 1. No Visual Damage 2. Frequency Tol. ≤5%	PASS
E5	Aging test	GB / T 2423.2 - 2008 Temp: 80°C; Time: 24 hours	After 2 Hours Recovery 1. No Visual Damage	PASS

			2. Frequency Tol. $\leq 5\%$	
R1	RoHS	With Reference to IEC 62321:2008 with flow chart	Directive RoHS 2015/863/EU	PASS

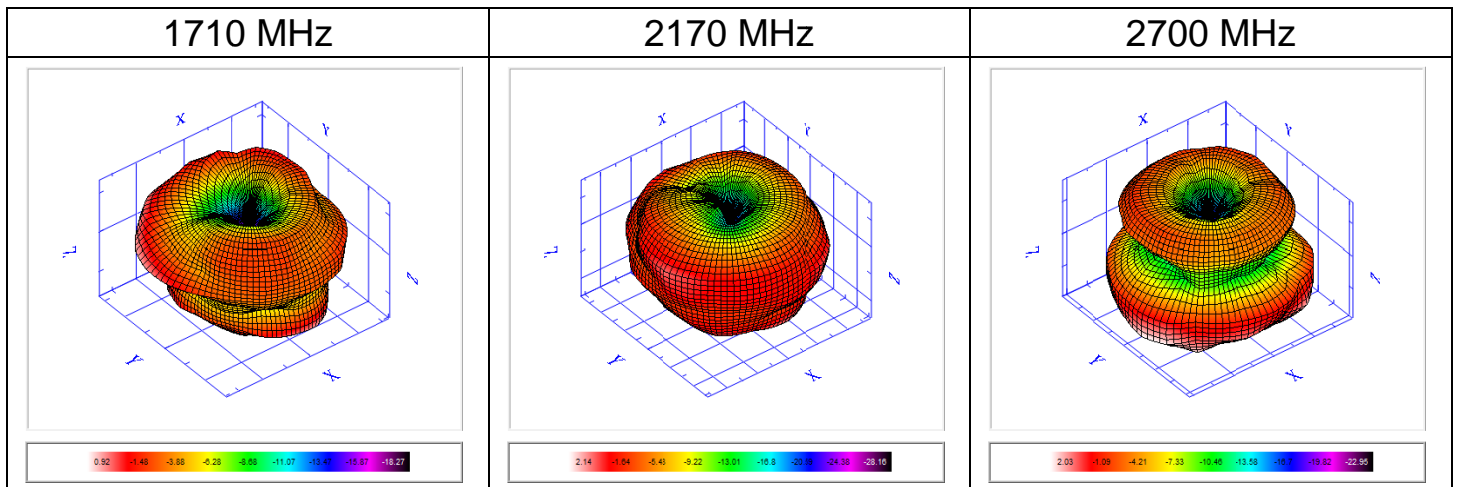
4. Antenna - S Parameter Test Data



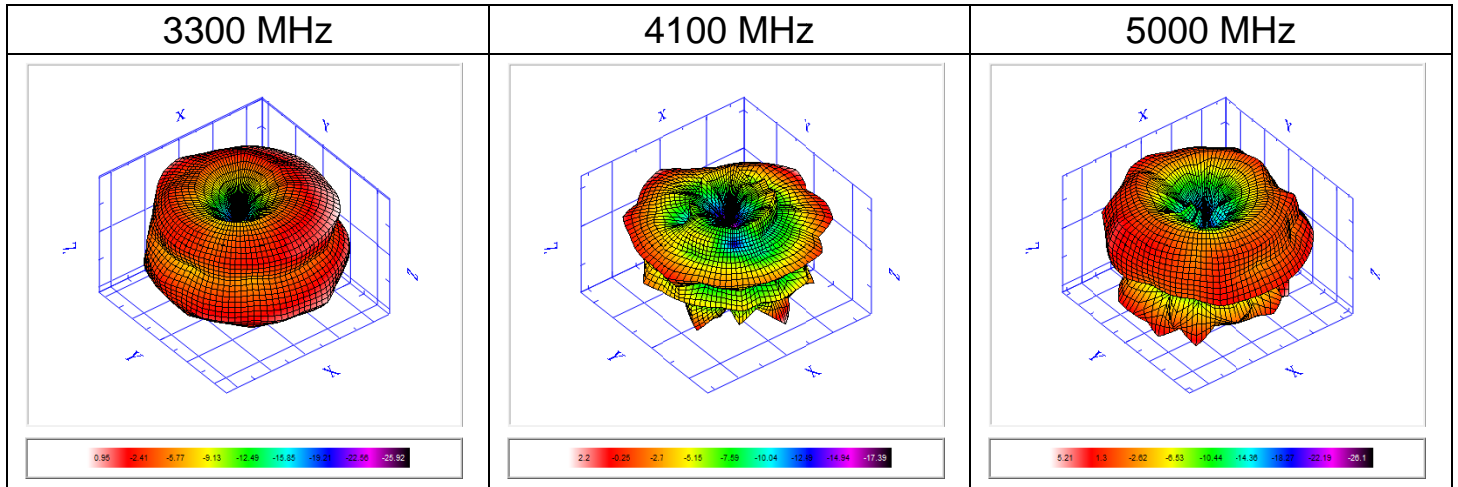
5. Antenna - Radiation Pattern Test Data



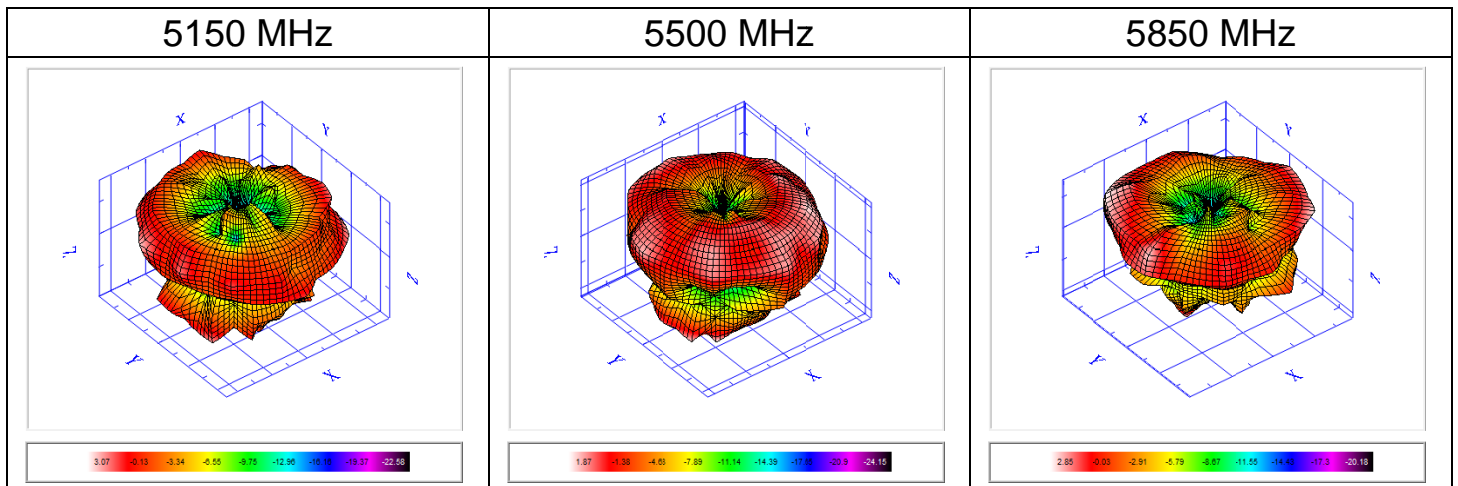
Frequency	699	724	782	824	839	854	869	884	899	914	929	944	960
E-Total Peak Gain (dBi)	-1.3	-1.31	-0.19	1.78	1	0.71	0.47	-0.47	-0.34	-0.07	-0.44	-0.8	-0.36
Efficiency (%)	24.43	24.61	32.49	48.83	43.99	46.05	39.1	28.38	30.14	33.4	31.82	30.63	31.94
Average Gain (dB)	-6.12	-6.09	-4.88	-3.11	-3.57	-3.37	-4.08	-5.47	-5.21	-4.76	-4.97	-5.14	-4.96



Frequency	1710	1880	1920	1990	2000	2100	2170	2200	2300	2400	2500	2500	2690	2700
E-Total Peak Gain (dBi)	0.92	1.78	2.03	2.5	2.53	2.31	2.14	1.9	2.68	2.82	2.95	2.41	1.97	2.03
Efficiency (%)	49.49	62.81	62.92	63.95	63.72	55.84	52.95	50.65	57.44	62.93	65.87	51.88	47.33	47.99
Average Gain (dB)	-3.05	-2.02	-2.01	-1.94	-1.96	-2.53	-2.76	-2.95	-2.41	-2.01	-1.81	-2.85	-3.25	-3.19



Frequency	3300	3500	3700	3900	4100	4300	4500	4700	4900	5000
E-Total Peak Gain (dBi)	0.95	2.18	2.39	3.53	2.2	1.98	2.26	0.91	3.79	5.21
Efficiency (%)	44.97	55.83	60.73	43.71	44.64	44.6	43.57	41.82	54.07	66.02
Average Gain (dB)	-3.47	-2.53	-2.17	-3.59	-3.5	-3.51	-3.61	-3.79	-2.67	-1.8



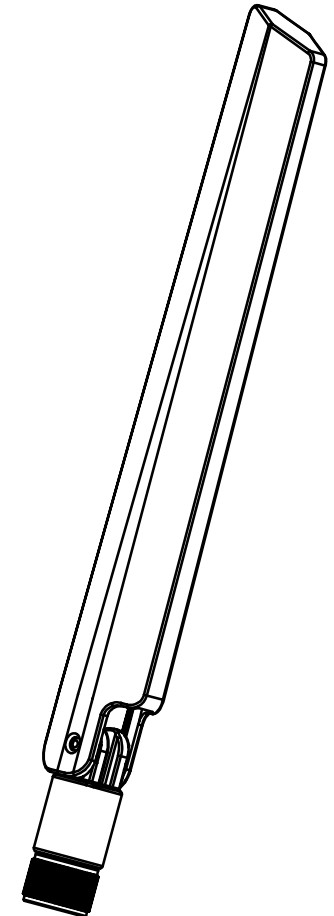
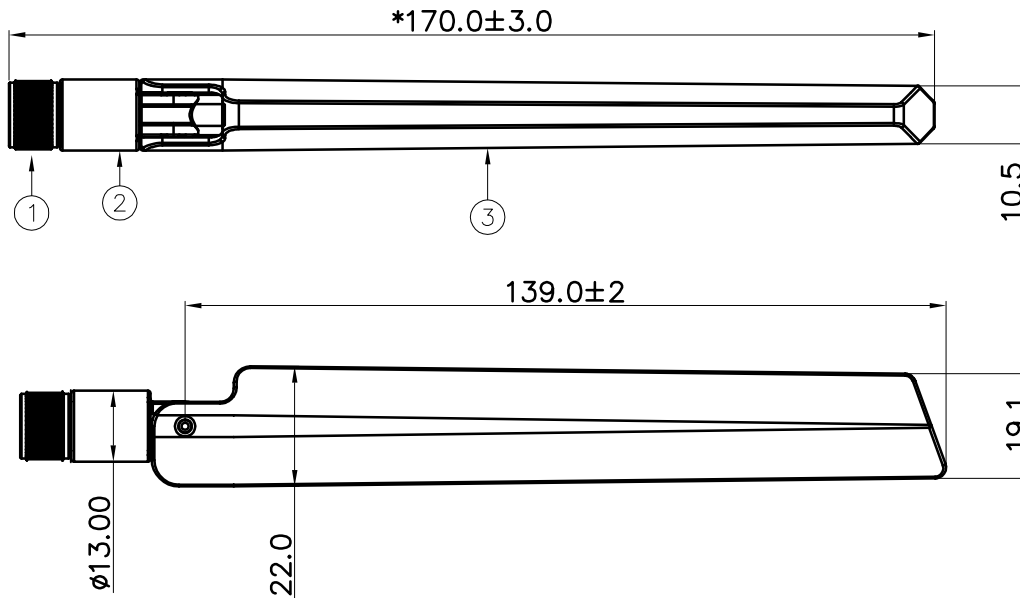
Frequency	5150	5250	5350	5400	5500	5550	5650	5700	5800	5850
E-Total Peak Gain (dBi)	3.07	2.66	1.83	0.8	1.87	1.89	1.43	2.55	2.55	2.85
Efficiency (%)	50.36	54.13	55.43	42.58	50.11	39.85	35.48	44.34	40.66	47.21
Average Gain (dB)	-2.98	-2.67	-2.56	-3.71	-3	-4	-4.5	-3.53	-3.91	-3.26

RoHS

Compatible



SIGN	DATE	DESCRIPTION	APPROVER
△			
△			
△			



Note:

- 1.Take " * "is the important dimension.
- 2.Tolerance:Unmarked tolerance refer to the standard tolerance please.

3	BODY-AN74S-01B	Body	ABS	Black	1
2	BODY1-AN67-01B	Body1	ABS	Black	1
1	SMA306-CCT5AN92-Z	SMA Male	POM	Black	1
No.	Part Number	Name	Material	Finish	Q'ty

Invax System Group.		Cortec Technology Inc.	
Cortec		<small> Http://www.invaxsystem.com E-mail:info@invax.com.tw </small>	
		<small> Tel :886-2-27885218 Fax:886-2-27831658 </small>	
TITLE: LTE +3.3GHz~5GHz Antenna			
PART NO.: AN0750-74S05BSM		CUSTOMER P/N: /	
APP BY	CHK BY	RF BY	DES BY
Grant	Kenny	SF	Seagold
2020/03/20	2020/03/20	2020/03/20	2020/03/20
			Tolerance X.X ±0.5 X.XX ±0.2 X° ±1
			UNITS: mm SCALE: / REVISION: A

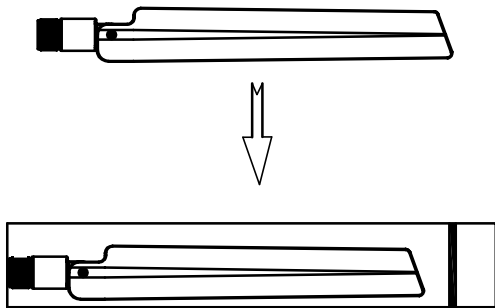
PACKING CRITERION

Date: 2020/03/20

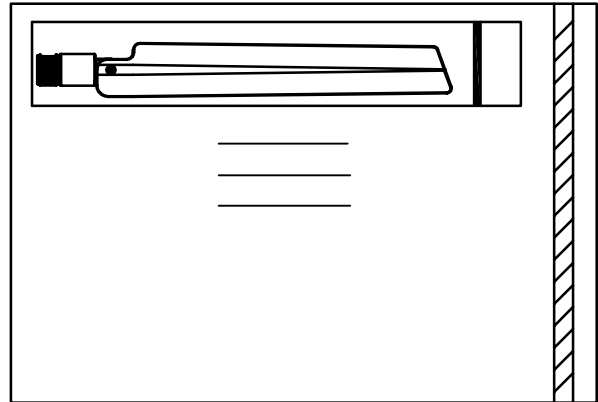
Page: 1 of 1

Part Number : AN0750-74S05BSM	Revision : A
Name: Antenna	Customer : ALL

1. 1PCS



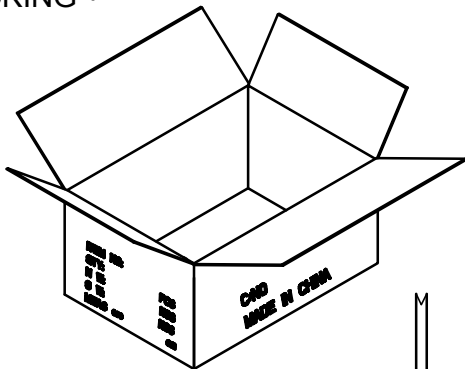
R-STI-BAG-20040



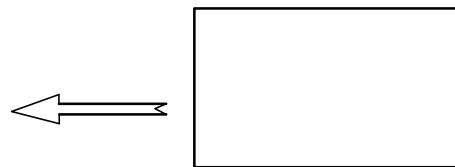
20PCS/ PE BAG

R-PE-BAG-210300

2. PACKING ◦

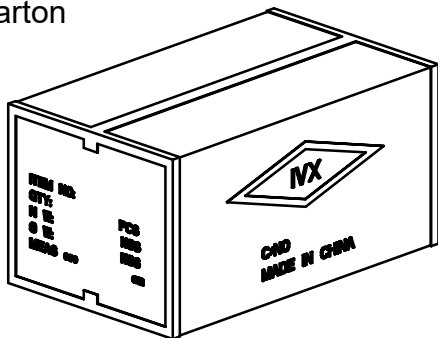


SIZE:38.0x26.0x33.0cm
500PCS/BOX

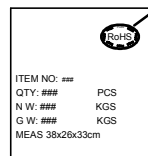


Cardboard :2pcs/BOX

3. 500PCS
in 1 carton



SIDE RoHS Label



FRONT

