

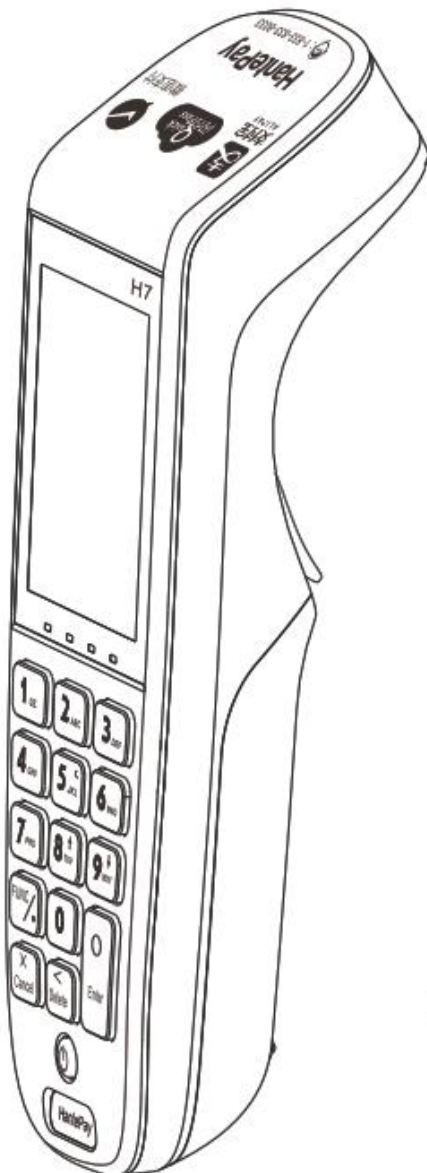
# H7 User Manual

## QRCode Payment Terminal

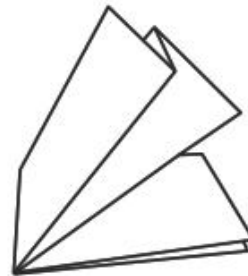


# Unpacking inspection

Please check the packing list to check! If any defect, please contact our relevant staff in time. (fuselage color, screen printing in kind prevail!)



host



user manual



power adapter (optional)

# Attention

---



## 01/Security considerations

1. please insert the plug of the ac power adapter on identifying input corresponding to the ac outlet.
2. It is strictly prohibited in any potentially explosive gas.
3. Non-professional workers do not arbitrarily open the power adapter to avoid danger.
4. Avoid during lightning installation or use, or are in danger of being struck by lightning.
5. When you are found to have abnormal smell, overheat or smoke case, please immediately cut off power supply.

## 02/Use daily matters needing attention

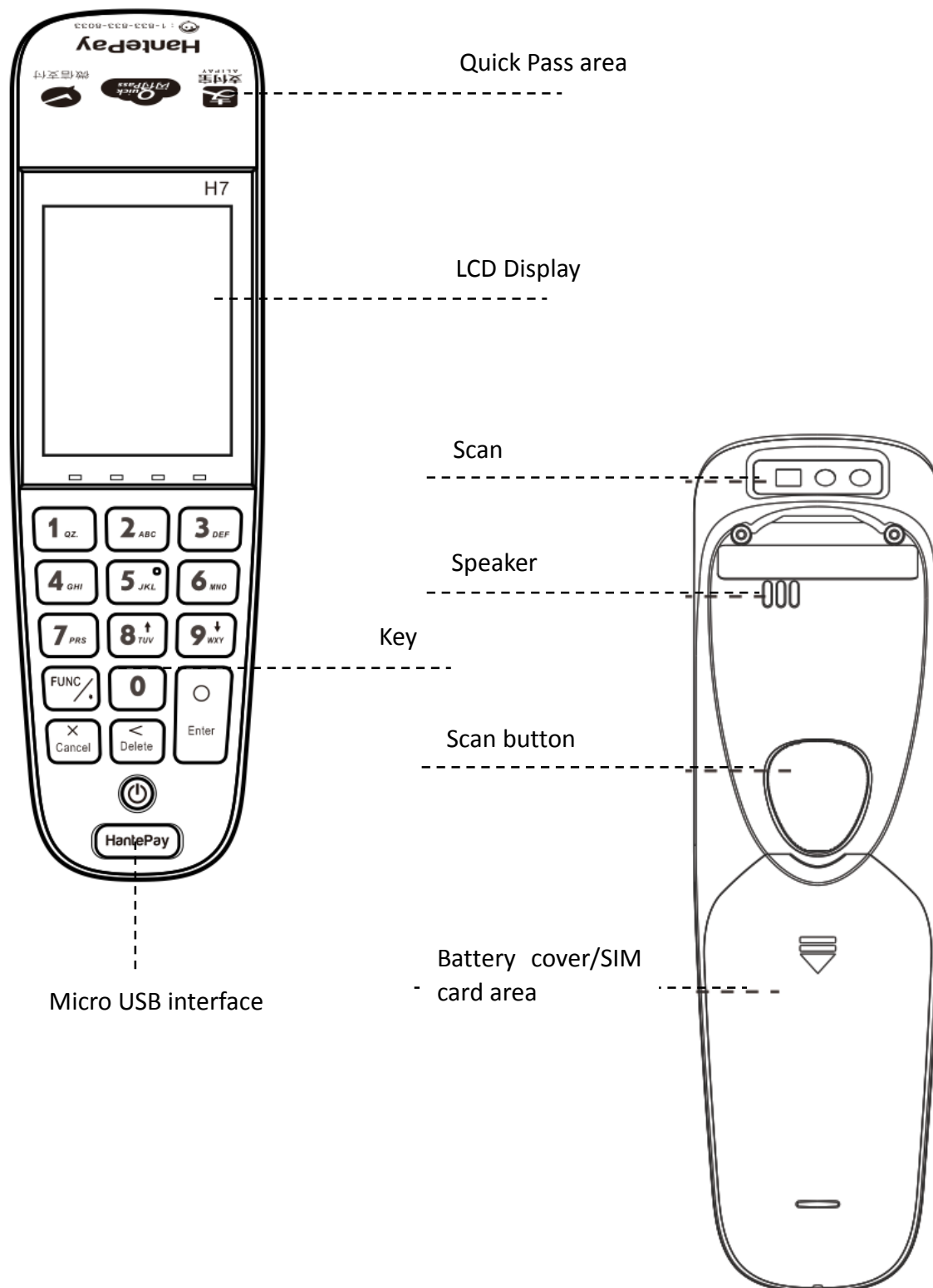
1. Not near the water or the supermarket
2. Don't use in extreme cold, heat environment, such as near the fire or lighted cigarettes.
3. Don't fall off, throwing or bending.
4. Try to use in a clean environment, avoid small items into the terminal.
5. Without permission, do not use in medical equipment accessories.
6. Not on the plane, and any other banning the use of radio communication functions use with wireless communication function of the model.

### 03/The statement

Hante Corp. is not responsible for the following behaviors: no instructions for this guide under the conditions of use and maintenance of the damage caused by the.

# Product Introduction

---



# Sweep code operation

---

Terminal can support with cashier mode



# Install the SIM card

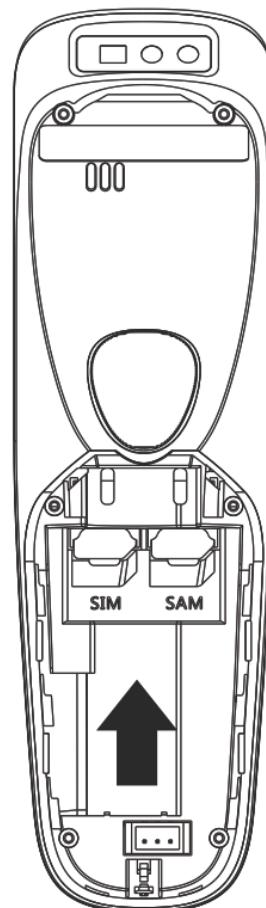
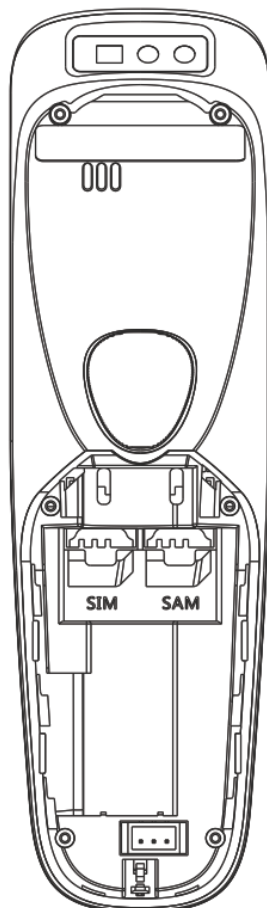
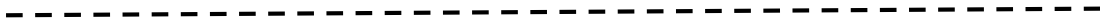
---

- According to legend way to open the SIM card buckle
- According to legend missing Angle tip into the SIM card



It is important to the above operations can be performed at the bottom of the equipment shutdown state

- This machine uses the standard SIM card



# Install the lithium battery

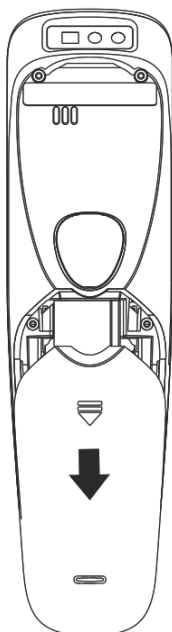
---

## 01/Install and replace the battery

1. The product must be equipped with batteries to normal use.
2. Please use the original battery.
3. The installation must be performed by illustrations, wrong operation may cause damage of the battery.

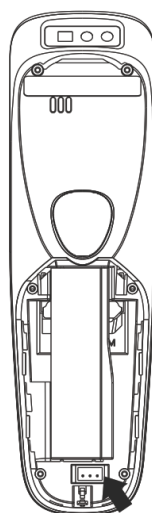
## 02/Recharge the battery

Before using POS, please press the following method to recharge the battery, so that the POS play the best performance;Insert the adapter, power supply is connected by POS power interface



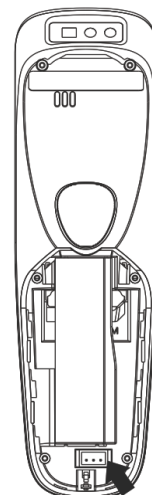
FLG. 1

When installing the battery to the battery connector and terminal connection.



FLG. 2


To dismantle battery when the battery connector and terminal from the first.






## Turn on/off the terminal

---

Turn on: Hold the “” 2 seconds, the main screen back light, loosen the button, powered up for the terminal.

Turn off: Hold the “” 2 seconds, the main screen off pop-up prompts, loosen the button, terminal finish after 1 second to turn it off.

Note: If there are any crash, please hold off button 5–6 seconds, eventually turned off.

## Common troubleshooting

---

01/Terminal charge, use time significantly shortened

Terminal batteries fully charged.

02/Terminal flicking code does not success or the success rate is low

Check the sweep code, the qr code is off or not in the scanning area.

03/Communication failure

Whether to insert SIM card, check card contact is polluted to try to establish communication.

## The name of poisonous and harmful material content identification table for the product:

Part name	Poisonous and harmful substances or elements					
	Pb	Hg	Cd	Cr(VII)	PBB	PBDE
Circuit board components	X	O	O	O	O	O
<p>O means the toxic and harmful substances in the parts of content in all homogeneous materials are limited in the SJ/T11363–2006 below requirements.</p> <p>X represents the toxic and harmful substances in the parts of at least one homogeneous material is beyond the SJ/T11363–2006 rules in the limited requirements;But the above table call "x: components, its content is beyond because the industry is not mature alternative technologies.</p>						

To meeting or exceeding environmental protection use fixed number of year of the products should be based on the control measures for the management of electronic information products "regulation for recycling, should not be discarded.

# FCC ID

---

Amoi Mobile Co.,Ltd

FCC ID: 2AQ44-H7

Model: H7

This device complies with part 15 of the FCC rules.Operation is subject to the following two conditions(1)This device may not cause harmful interference,and(2)thisdevice must accept any interference received,Including interference that may cause undersired operation.



## Product warranty card

Product name: QRCode Payment Terminal

Product model: H7

Warranty terms:

1. Our company will provide you with high quality after-sales service.
2. If user damage caused by man-made factors, the company repair maintenance fee.
3. Please keep this card,the company will to warranty as the basis.

## 01 / Copyright

- This manual book for hunter company, author and preserve all the copyright exclusive rights based on copyright law, by the author's prior agreement, part or all of this manual may be engaged in copy, add or delete, extract, reproduced, or copied.
- The contents of this manual, only on the author of manufacturing products, the use of. Content of the manual, hunter company author without any express or implied warranty or guarantee responsibility.

## 02/ Warning

- For any option or consumables (not the original product or recognition products offered by our company) damage or problems, hunter company will not undertake any responsibility. Have the right to modify the products without the permission of the hunter company or change)

## 03/ Disclaimer

- Because the product update, this document may not correspond with the product's details, please refer to our physical, measuring the temperature of final interpretation hunter company. Retain without prior notice, modify the rights of this manual.

**Hante Corp.**

Brand: Hante Pay

Model:H7

Address:735 W Duarte Rd.#307, Arcadia,CA91007

Web : [www.hantecom](http://www.hantecom)

Customer service: +18338338033

# HantePay

- ☒ One Host
- ☒ One user manual (including packing list, warranty card and products quality certificate)
- ☒ One power adapter
- ☐ \_\_\_\_\_

**FCC Warning:**

This equipment has been tested and found to comply with the limits for a Class B digital device, pursuant to part 15 of the FCC Rules. These limits are designed to provide reasonable protection against harmful interference in a residential installation. This equipment generates, uses and can radiate radio frequency energy and, if not installed and used in accordance with the instructions, may cause harmful interference to radio communications. However, there is no guarantee that interference will not occur in a particular installation. If this equipment does cause harmful interference to radio or television reception, which can be determined by turning the equipment off and on, the user is encouraged to try to correct the interference by one or more of the following measures:

- Reorient or relocate the receiving antenna.
- Increase the separation between the equipment and receiver.
- Connect the equipment into an outlet on a circuit different from that to which the receiver is connected.
- Consult the dealer or an experienced radio/TV technician for help.

Caution: Any changes or modifications to this device not explicitly approved by manufacturer could void your authority to operate this equipment.

This device complies with part 15 of the FCC Rules. Operation is subject to the following two conditions: (1) This device may not cause harmful interference, and (2) this device must accept any interference received, including interference that may cause undesired operation.

**Specific Absorption Rate (SAR) information:**

This QRCode Payment Terminal meets the government's requirements for exposure to radio waves. The guidelines are based on standards that were developed by independent scientific organizations through periodic and thorough evaluation of scientific studies. The standards include a substantial safety margin designed to assure the safety of all persons regardless of age or health. FCC RF Exposure Information and Statement the SAR limit of USA (FCC) is 1.6 W/kg averaged over one gram of tissue. Device types: QRCode Payment Terminal (FCC ID: 2AQ44-H7) has also been tested against this SAR limit.

