

## WARRANTY

Dear customer, thank you for choosing YEAZ as your smartphone brand. The warranty period will be established by the legislation of the country in which you made your purchase. The accessories (headphones, charger and battery) have a three (3) month warranty.

Visit us at [www.myyezz.com](http://www.myyezz.com) and click Support for more information on how to validate your warranty.

## GARANTÍA

Estimado cliente, gracias por preferir a YEAZ como su marca de teléfonos inteligentes. El tiempo de garantía es el establecido por la legislación del país en donde realizó la compra. Los accesorios (auriculares, cargador y batería) tienen garantía por tres (3) meses.

Ingrese a [www.myyezz.com](http://www.myyezz.com) y haga clic en Soporte para obtener más información sobre cómo validar su garantía.

[www.myyezz.com](http://www.myyezz.com)

## CONTACT US / CONTÁCTENOS

Colombia / Costa Rica /  
Dominican Republic /  
Ecuador / El Salvador /  
Guatemala / Honduras /  
Mexico / Nicaragua / Panama/  
Peru / Uruguay / Venezuela

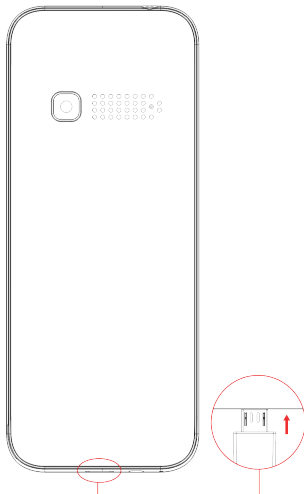
[soporte@myyezz.com](mailto:soporte@myyezz.com)

USA

[support@myyezz.com](mailto:support@myyezz.com)

Or consult the digital user's manual in your YEAZ smartphone  
O consulte el manual de usuario digital en su teléfono inteligente YEAZ

5



- EN Insert USB cable and charge for 8 hours
- ES Inserte el cable USB y cargue por 8 horas
- PT Insira o USB e carregue durante 8 horas

6




- EN Turn on the phone and wait for initial setup
- ES Encienda el teléfono y espere por la configuración inicial
- PT Ligue o telefone e aguarde pela configuração inicial

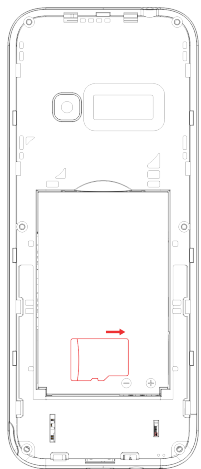
# YEAZ C32



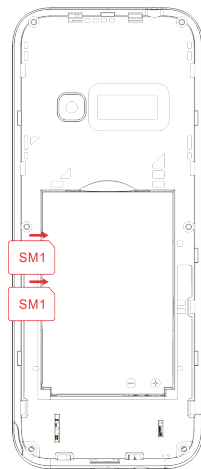
- EN Quick Start Guide
- ES Guía de Inicio Rápido
- PT Guia de Inicio Rápido

**1**

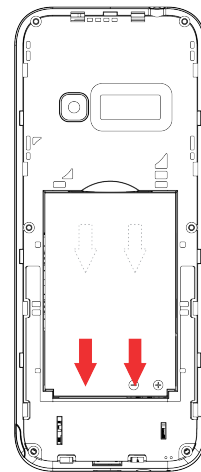
**EN** Remove battery cover  
**ES** Remueva la cubierta trasera  
**PT** Remova a capa de bateria

**2**

**EN** Insert memory card  
**ES** Inserte la tarjeta de memoria  
**PT** Insira o cartão de memória

**3**

**EN** Insert SIM card(s)  
**ES** Inserte la(s) tarjeta SIM  
**PT** Insira o(s) cartão SIM

**4**

**EN** Insert battery  
**ES** Inserte la batería  
**PT** Insira a bateria

## **FCC RF EXPOSURE INFORMATION:**

**WARNING!! Read this information before using your phone**

In August 1986 the Federal Communications Commission (FCC) of the United States with its action in Report and Order FCC 96-326 adopted an updated safety standard for human exposure to radio frequency (RF) electromagnetic energy emitted by FCC regulated transmitters. Those guidelines are consistent with the safety standard previously set by both U.S. and international standards bodies. The design of this phone complies with the FCC guidelines and these international standards. Use only the supplied or an approved antenna. Unauthorized antennas, modifications, or attachments could impair call quality, damage the phone, or result in violation of FCC regulations. Do not use the phone with a damaged antenna. If a damaged antenna comes into contact with the skin, a minor burn may result. Please contact your local dealer for replacement antenna.

## **BODY-WORN OPERATION:**

This device was tested for typical body-worn operations with the back/front of the phone kept 5mm from the body. To comply with FCC RF exposure requirements, a minimum separation distance of 5mm must be maintained between the user's body and the back/front of the phone, including the antenna. Third-party belt-clips, holsters and similar accessories containing metallic components shall not be used. Body-worn accessories that cannot maintain 5mm separation distance between the user's body and the back/front of the phone, and have not been tested for typical body-worn operations may not comply with FCC RF exposure limits and should be avoided.

For more information about RF exposure, please visit the FCC website at [www.fcc.gov](http://www.fcc.gov)

Your wireless handheld portable telephone is a low power radio transmitter and receiver. When it is ON, it receives and also sends out radio frequency (RF) signals. In August, 1996, the Federal Communications Commission (FCC) adopted RF exposure guidelines with safety levels for handheld wireless phones. Those guidelines are consistent with the safety standards previously set by both U.S. and international standards bodies:

<ANSI C95.1> (1992) / <NCRP Report 86> (1986) / <ICNIRP> (1999)

Those standards were based on comprehensive and periodic evaluations of the relevant scientific literature. For example, over 120 scientists, engineers, and physicians from universities, government health agencies, and industry reviewed the available body of research to develop the ANSI Standard (C95.1). Nevertheless, we recommend that you use a hands-free kit with your phone (such as an earpiece or headset) to avoid potential exposure to RF energy. The design of your phone complies with the FCC guidelines (and those standards).

Use only the supplied or an approved replacement antenna. Unauthorized antennas, modifications, or attachments could damage the phone and may violate FCC regulations.

## **NORMAL POSITION:**

Hold the phone as you would any other telephone with the antenna pointed up and over your shoulder.

### **RF Exposure Information:**

This product is in compliance with FCC RF Exposure requirements and refers to FCC website <https://apps.fcc.gov/oetcf/eas/reports/GenericSearch.cfm> search for 2APW4C32 to gain further information include SAR Values.

This device complies with part 15 of the FCC rules. Operation is subject to the following two conditions:

- (1) this device may not cause harmful interference, and
- (2) this device must accept any interference received, including interference that may cause undesired operation.

NOTE: The manufacturer is not responsible for any radio or TV interference caused by unauthorized modifications to this equipment. Such modifications could void the user's authority to operate the equipment.

NOTE: This equipment has been tested and found to comply with the limits for a Class B digital device, pursuant to part 15 of the FCC Rules. These limits are designed to provide reasonable protection against harmful interference in a residential installation. This equipment generates uses and can radiate radio frequency energy and, if not installed and used in accordance with the instructions, may cause harmful interference to radio communications. However, there is no guarantee that interference will not occur in a particular installation. If this equipment does cause harmful interference to radio or television reception, which can be determined by turning the equipment off and on, the user is encouraged to try to correct the interference by one or more of the following measures:

- Reorient or relocate the receiving antenna.
- Increase the separation between the equipment and receiver.
- Connect the equipment into an outlet on a circuit different from that to which the receiver is connected.
- Consult the dealer or an experienced radio/TV technician for help.

Changes or modifications to this unit not expressly approved by the party responsible for compliance could void the user's authority to operate the equipment.