
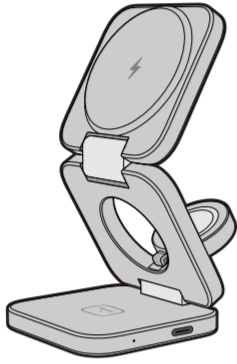
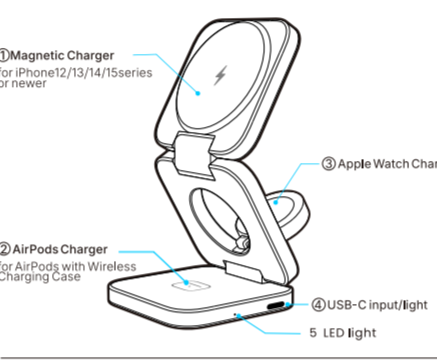
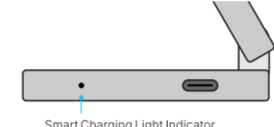
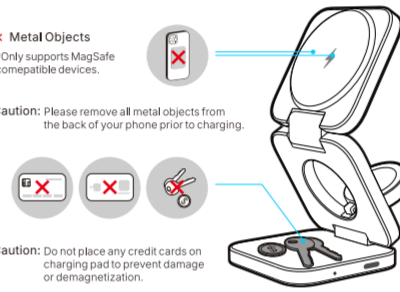



修改记录：
20240424，修改输入电流9V3A

 <p>64.00 mm</p>	 <p>Magnetic 3-in-1 Foldable Travel Wireless Charger</p>	<p>Specification</p> <p>Input:</p> <ul style="list-style-type: none"> • USB-C 5V=3A/9V=3A <p>Output:</p> <ul style="list-style-type: none"> • Magnetic Wireless Charger: 5W/7.5W/10W/15W • Air Pods Charger: 5W • Apple Watch Charger: 3W <p>Compatibility:</p> <ul style="list-style-type: none"> • iPhone 15 Pro Max, iPhone 15 Pro, iPhone 15, iPhone 15 Plus • iPhone 14 Pro Max, iPhone 14 Pro, iPhone 14, iPhone 14 Plus • iPhone 13 Pro Max, iPhone 13 Pro, iPhone 13, iPhone 13 mini • iPhone 12 Pro Max, iPhone 12 Pro, iPhone 12, iPhone 12 mini • AirPods with MagSafe Charging Case • AirPods with Wireless Charging Case • Apple Watch Series 9, Apple Watch Ultra 2, Apple Watch Ultra • Apple Watch Series 8, Apple Watch Series 7, Apple Watch SE • Apple Watch Series 6, Apple Watch Series 5, Apple Watch Series 4 • Apple Watch Series 3, Apple Watch Series 2, Apple Watch Series 1 <p>Size: 68×68×30.9mm(fold) Weight: 158g</p>	<p>Product Introduction</p>  <p>① Magnetic Charger for iPhone 12/13/14/15 series or newer</p> <p>② AirPods Charger for AirPods with Wireless Charging Case</p> <p>③ Apple Watch Charger</p> <p>④ USB-C input/light</p> <p>⑤ LED light</p> <p>⚠ Notes: It is recommended to use PD certified adapters of at least 30W output.</p>	<p>Light mode</p>  <p>Smart Charging Light Indicator</p> <ul style="list-style-type: none"> ● Plug in the power supply <ul style="list-style-type: none"> • Blue light on ● Stand by <ul style="list-style-type: none"> • Blue light on ● Charging / Full <ul style="list-style-type: none"> • Red light on / Light off ● FOD / Malfunction <ul style="list-style-type: none"> • Blue light and red light blink 	<p>FOD(Foreign Object Detection)</p> <p>⚠ The blue light and red light blink when metal foreign objects are detected on the wireless charger.</p> <ul style="list-style-type: none"> ✘ Metal Objects <ul style="list-style-type: none"> • Only supports MagSafe compatible devices. ⚠ Caution: Please remove all metal objects from the back of your phone prior to charging. ⚠ Caution: Do not place any credit cards on charging pad to prevent damage or demagnetization. 
--	---	--	---	---	---

	<p>Protective Function</p> <ul style="list-style-type: none"> Multiple Circuit Protection Over-Heat Protection Short-Circuit Protection Over-Voltage Protection Over-Current Protection Over-Charge Protection Flame Retardant Protection 	<p>Attention</p> <ul style="list-style-type: none"> Do not disassemble, Puncture, drop, bend or modify Do not shake while charging Take off the charging devices when fully charged Do not expose to liquids Keep away from children Avoid extreme temperatures 1 year warranty Use the original cable or a certified cable (such as MFi) The information in this user manual may be changed without notice 	<p>FCC Statement</p> <p>This equipment generates uses and can radiate radio frequency energy and, if not installed and used in accordance with the instructions, may cause harmful interference to radio communications. However, there is no guarantee that interference will not occur in a particular installation. If this equipment does cause harmful interference to radio or television reception, which can be determined by turning the equipment off and on, the user is encouraged to try to correct the interference by one or more of the following measures:</p> <ul style="list-style-type: none"> - Reorient or relocate the receiving antenna. - Increase the separation between the equipment and receiver. - Connect the equipment into an outlet on a circuit different from that to which the receiver is connected. - Consult the dealer or an experienced radio/TV technician for help. <p>FCC Radiation Exposure Statement</p> <p>This equipment must be installed and operated with a minimum distance of 20 cm between the radiator and user body.</p>	<p>CE Marking</p> <p>This signifies that products sold in the EEA have been assessed to meet high safety, health, and environmental protection requirements.</p> <p>RoHS Compliant</p> <p>Relates to the use of such substances in electrical and electronic equipment. Its objective is to protect human health/environment.</p> <p>Disposal and Recycling Information</p> <p>The symbol (with or without a solid bar) on the device, batteries (included), and/or the packaging, indicates that the device and its electrical accessories (for example, a headset, adapter or cable) and batteries should not be disposed of as household garbage.</p> <p>For Indoor Use Only</p> <p>To identify electrical equipment designed primarily for indoor use.</p>
---	---	---	---	--