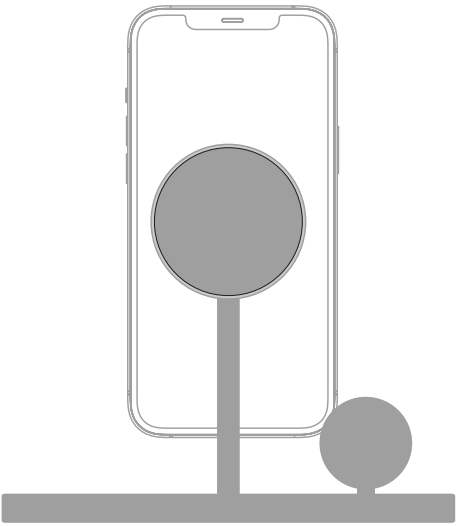
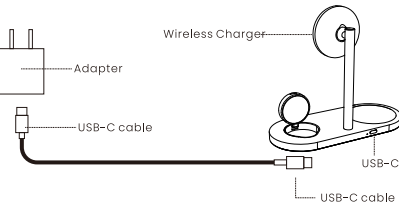
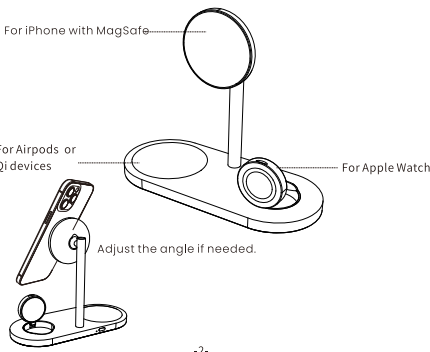



<div><p>3in1 Magnetic Phone Stand Wireless Charger</p></div> <div>USER MANUAL</div>	<p>Product Introduction</p> <p>Thanks for your choosing our wireless charger, Before you use this product, Please read this manual carefully and save it.</p> <p>1.Parameters</p> <p>Name: 3 in 1 Magnetic Phone Stand Wireless Charger Model: SX-X23 Pro Material: Aluminium + Silica gel Color: Silver / Space Gray Interface: Type-C input Input: DC 5V=3A, 9V=2.22A, 12V=3A max Output: 3W/5W/7.5W/10W/15W</p> <p>Compatibility: The Magnetic Wireless Charger maintains compatibility with Qi charging. And compatibility with a MagSafe-capable device. It also can be used to wirelessly charge other devices with Qi-certified and Apple Watch. (Compatibility with Apple official accessories case, and may not be compatible with unofficial accessories.)</p> <p>Note: The parameters are derived from the actual measurement of the product. The actual parameters will vary with the product or other factors.</p> <div><p>-1-</p></div>	<p>2.Packing list</p> <p>Wireless Charger X1 User Manual X1 USB Cable X1</p> <p>3.User instruction</p> <p>① Insert the USB cable plug into the power adapter and the wireless charger; ② For more stability on the desktop, please remove the film on the surface of the non-slip mat. ③ Close the wireless charger to the mobile device that supports wireless charging, the wireless charger will automatically be attached to the wireless receiving position; ④ If the mobile device has no magnetic attraction function, you need to manually adjust the circle iron sticker to the back of the mobile device, Try to ensure that the centers of the two are aligned. (The wireless receiving position is generally in the center of the mobile device)</p> <div><p>-2-</p></div>	<p>4.Precautions</p> <p>When the wireless charger is charging the mobile device, if you run a power-consuming App the mobile device or use the App on the device for a long time, the heat of the mobile device will increase. This is normal and will not affect the service life of the device Or performance.</p> <ul style="list-style-type: none">● This charger compatibility with a MagSafe-capable device. ;● This charger compatible with Apple official accessories case for iPhone , and may not be compatible with unofficial accessories;● It recommends to use PD certified adapters;● The operating temperature is between 0°C and 35°C. And the storage temperature is between -20°C and 50°C. If used outside the recommended temperature, it may damage your device;● Do not allow children or animals to chew or swallow the device;● Do not disassemble, modify or repair the device;● Do not place magnetic stripe cards (including credit cards, phone cards, bankbooks, and registration cards) near the device being charged to avoid damage to the magnetic stripe card due to the magnetic field generated by the device. <p>FCC Warning Statement:</p> <p>This equipment generates, uses and can radiate radio frequency energy and, if not installed and used in accordance with the instructions, may cause harmful interference to radio communications. However, there is no guarantee that interference will not occur in a particular installation. If this equipment does cause harmful interference to radio or television reception, which can be determined by turning the equipment off and on, the user is encouraged to try to correct the interference by one or more of the following measures:</p> <ul style="list-style-type: none">- Reorient or relocate the receiving antenna.- Increase the separation between the equipment and receiver.- Connect the equipment into an outlet on a circuit different from that to which the receiver is connected.- Consult the dealer or an experienced radio/TV technician for help. <p>This equipment must be installed and operated with a minimum distance of 20 cm between the radiator and user body.</p> <div></div>
---	---	---	---