



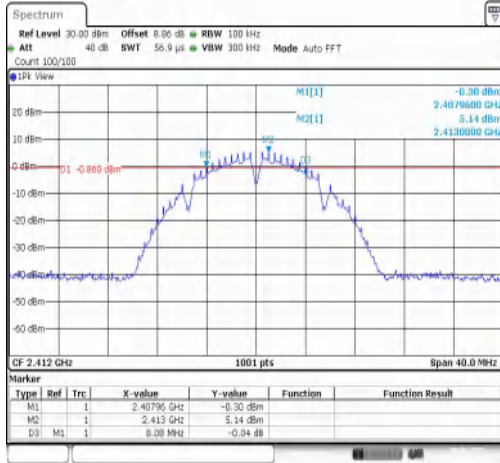
Appendix A: DTS Bandwidth

Test Result

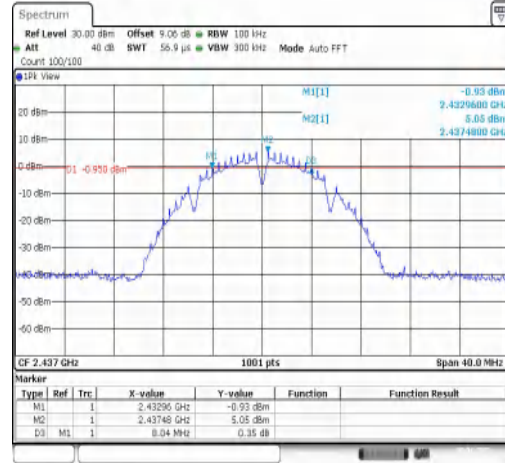
TestMode	Antenna	Frequency[MHz]	DTS BW [MHz]	FL[MHz]	FH[MHz]	Limit[MHz]	Verdict
11B	Ant1	2412	8.08	2407.96	2416.04	0.5	PASS
11B	Ant1	2437	8.04	2432.96	2441.00	0.5	PASS
11B	Ant1	2462	8.08	2457.96	2466.04	0.5	PASS
11G	Ant1	2412	16.32	2403.84	2420.16	0.5	PASS
11G	Ant1	2437	16.36	2428.80	2445.16	0.5	PASS
11G	Ant1	2462	16.32	2453.84	2470.16	0.5	PASS
11N20SISO	Ant1	2412	17.60	2403.20	2420.80	0.5	PASS
11N20SISO	Ant1	2437	17.60	2428.20	2445.80	0.5	PASS
11N20SISO	Ant1	2462	17.60	2453.20	2470.80	0.5	PASS
11N40SISO	Ant1	2422	36.32	2403.84	2440.16	0.5	PASS
11N40SISO	Ant1	2437	36.00	2418.84	2454.84	0.5	PASS
11N40SISO	Ant1	2452	36.32	2433.84	2470.16	0.5	PASS



Test Graphs



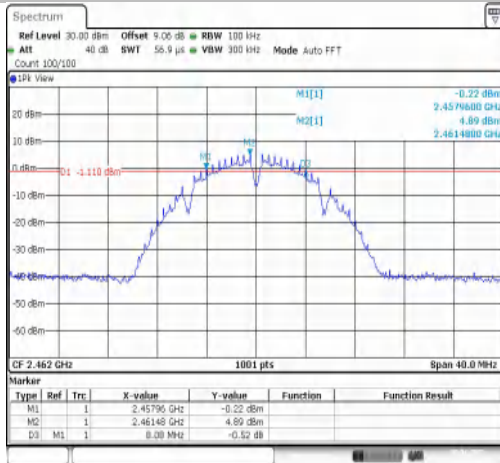
Date: 5/JAN/2025 13:16:28



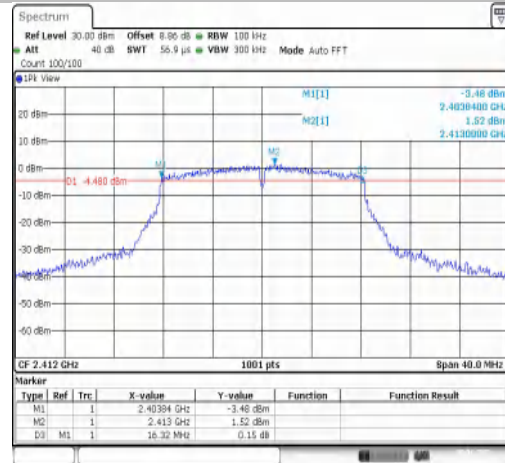
Date: 5/JAN/2025 18:51:28

11B-Ant1-2412-PASS

11B-Ant1-2437-PASS



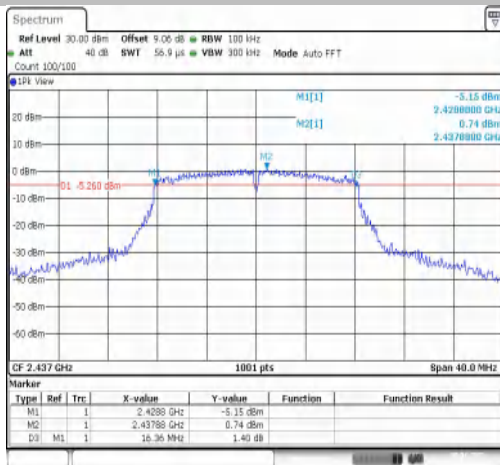
Date: 5/JAN/2025 13:15:45



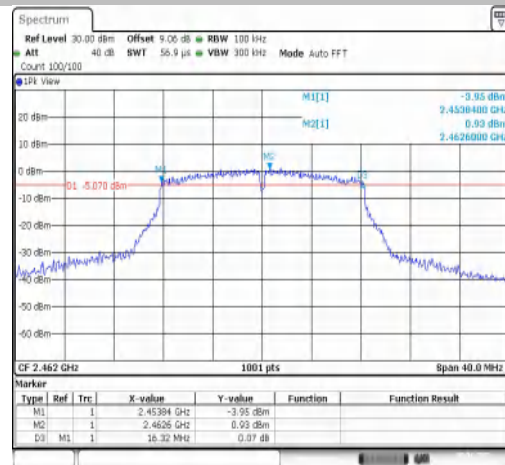
Date: 5/JAN/2025 19:02:35

11B-Ant1-2462-PASS

11G-Ant1-2412-PASS



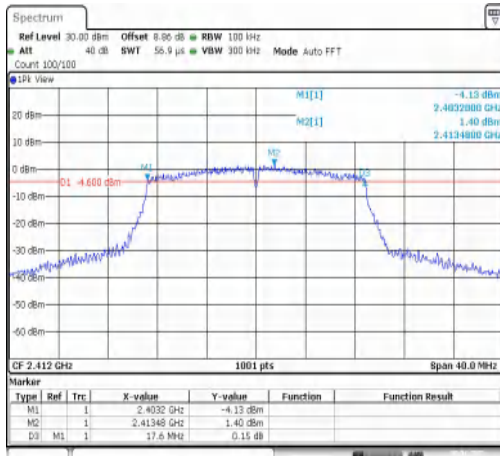
Date: 5/JAN/2025 19:06:33



Date: 5/JAN/2025 19:10:04

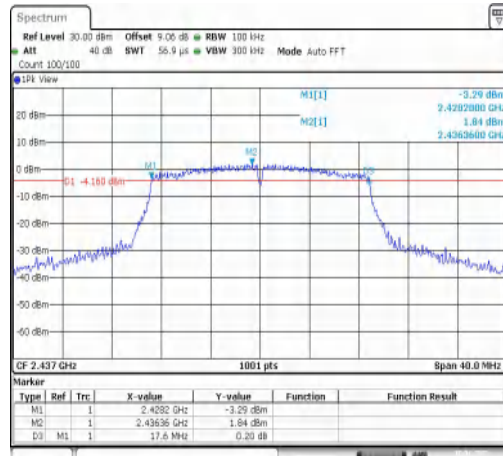
11G-Ant1-2437-PASS

11G-Ant1-2462-PASS



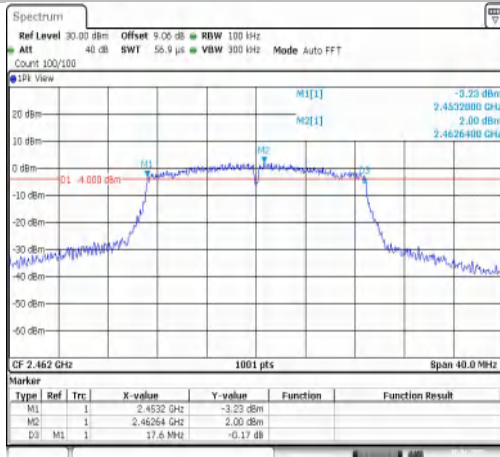
Date: 9-JUN-2025 19:15:55

11N20SISO-Ant1-2412-PASS



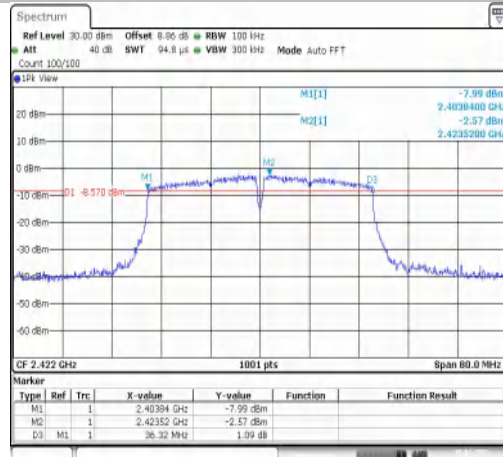
Date: 10-JAN-2025 09:51:16

11N20SISO-Ant1-2437-PASS



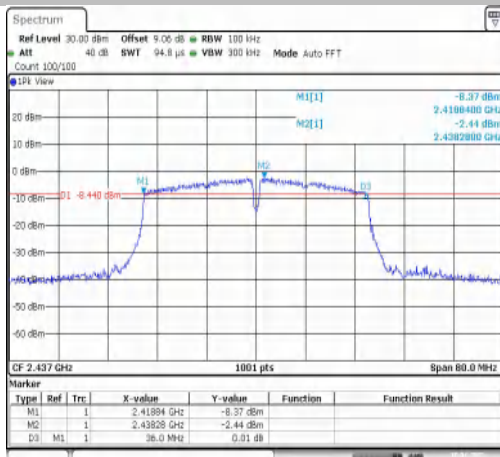
Date: 10-JAN-2025 09:38:10

11N20SISO-Ant1-2462-PASS



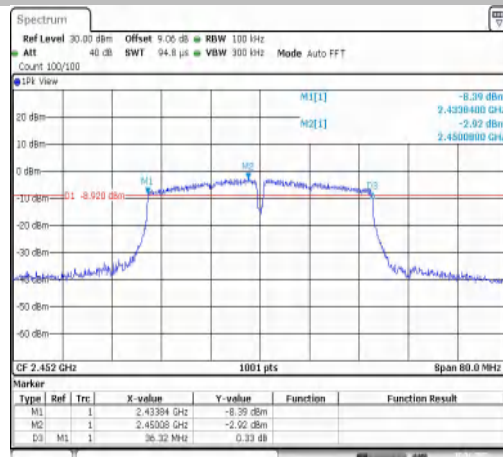
Date: 10-JAN-2025 09:39:24

11N40SISO-Ant1-2422-PASS



Date: 10-JAN-2025 09:54:24

11N40SISO-Ant1-2437-PASS



Date: 10-JAN-2025 09:47:28

11N40SISO-Ant1-2452-PASS



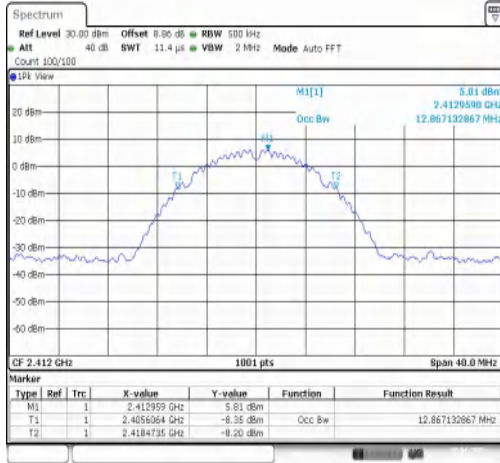
Appendix B: Occupied Channel Bandwidth

Test Result

Test Mode	Antenna	Channel Frequency[MHz]	OCB [MHz]	FL[MHz]	FH[MHz]	Limit[MHz]	Verdict
11B	Ant1	2412	12.867	2405.6064	2418.4735	---	---
11B	Ant1	2437	12.827	2430.6064	2443.4336	---	---
11B	Ant1	2462	12.907	2455.5265	2468.4336	---	---
11G	Ant1	2412	17.103	2403.5684	2420.6713	---	---
11G	Ant1	2437	17.383	2428.1688	2445.5514	---	---
11G	Ant1	2462	17.063	2453.4885	2470.5514	---	---
11N20SISO	Ant1	2412	18.022	2403.0090	2421.0310	---	---
11N20SISO	Ant1	2437	18.062	2428.0490	2446.1109	---	---
11N20SISO	Ant1	2462	17.982	2452.9690	2470.9510	---	---
11N40SISO	Ant1	2422	36.284	2403.8581	2440.1419	---	---
11N40SISO	Ant1	2437	36.204	2418.9381	2455.1419	---	---
11N40SISO	Ant1	2452	36.204	2434.0180	2470.2218	---	---

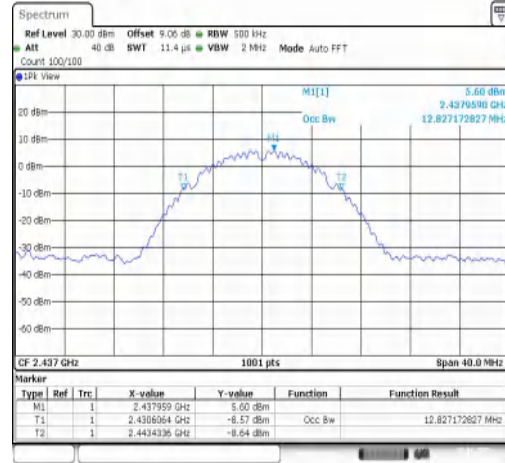


Test Graphs



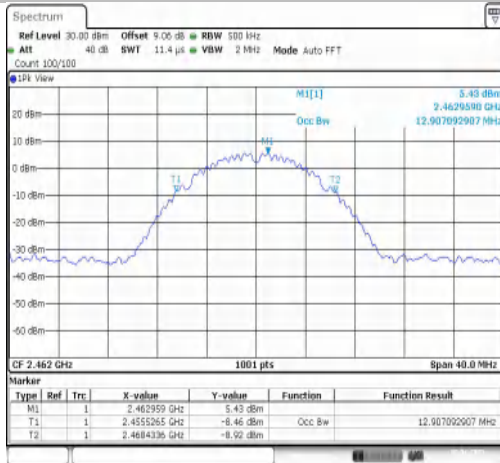
Date: 5_JAN.2025 13:16:54

11B-Ant1-2412



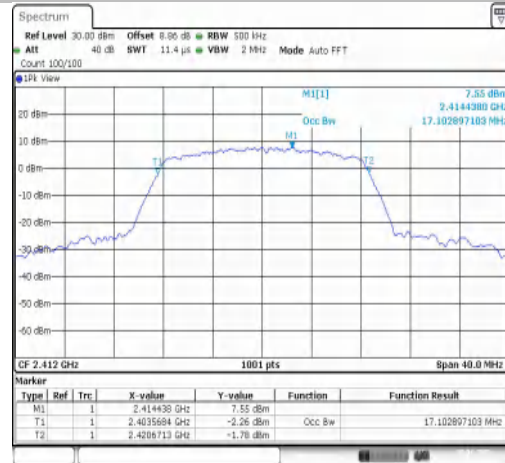
Date: 5_JAN.2025 18:51:54

11B-Ant1-2437



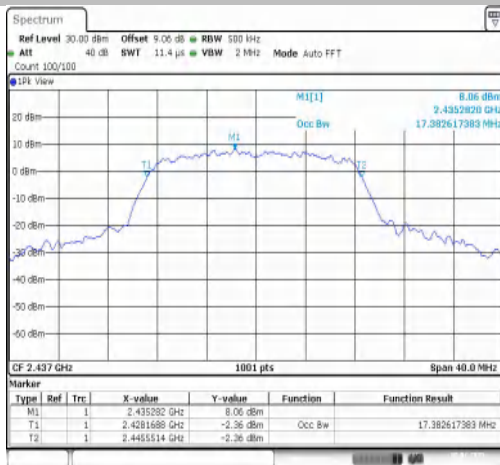
Date: 5_JAN.2025 13:15:51

11B-Ant1-2462



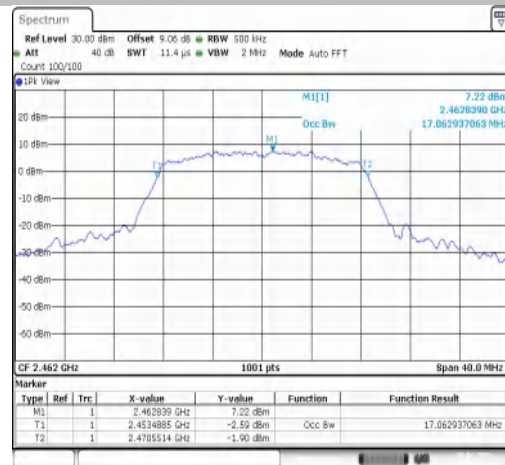
Date: 5_JAN.2025 19:02:14

11G-Ant1-2412



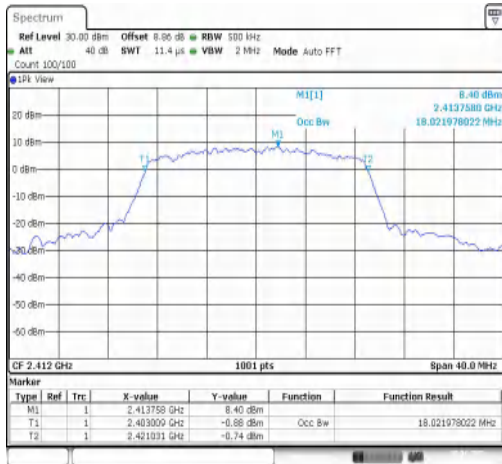
Date: 5_JAN.2025 19:06:35

11G-Ant1-2437



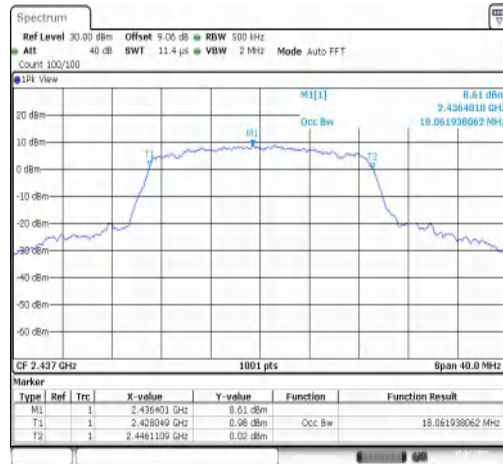
Date: 5_JAN.2025 19:10:10

11G-Ant1-2462



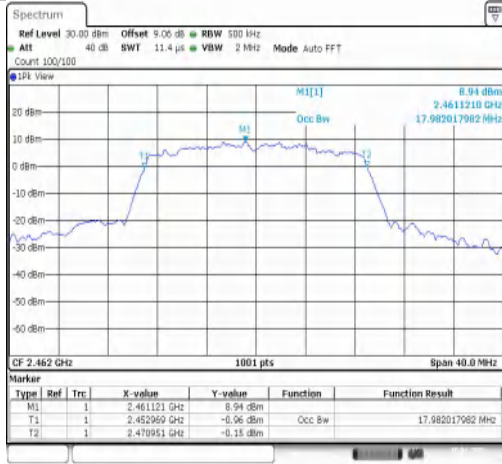
Date: 9-JUN-2025 19:16:09

11N20SISO-Ant1-2412



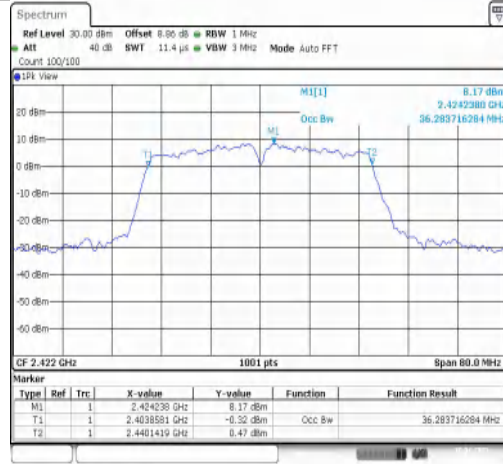
Date: 10-JAN-2025 09:51:21

11N20SISO-Ant1-2437



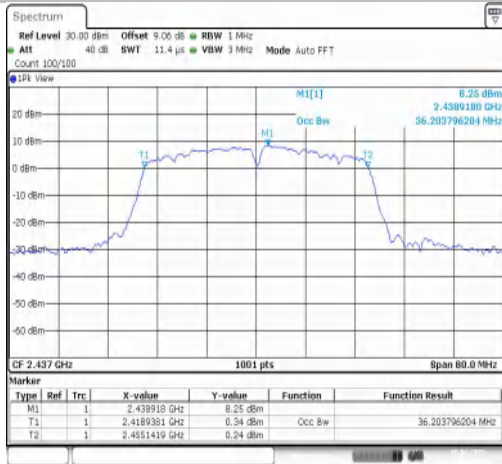
Date: 10-JAN-2025 09:36:19

11N20SISO-Ant1-2462



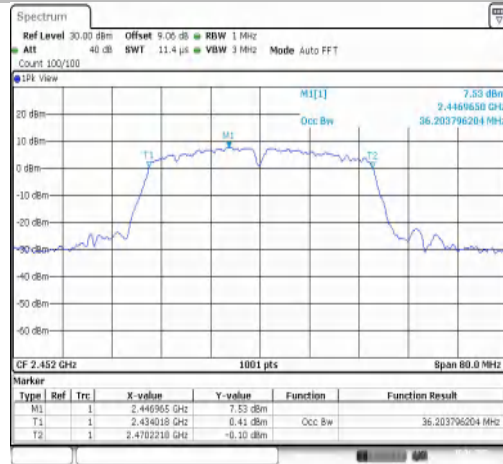
Date: 10-JAN-2025 09:29:29

11N40SISO-Ant1-2422



Date: 10-JAN-2025 09:54:59

11N40SISO-Ant1-2437



Date: 10-JAN-2025 09:47:34

11N40SISO-Ant1-2452



Appendix C: Maximum conducted output power

Test Result Peak

Test Mode	Antenna	Frequency [MHz]	Peak Power [dBm]	Peak Powe Limit [dBm]	Gain [dBi]	EIRP [dBm]	EIRP Limit [dBm]	Verdict
11B	Ant1	2412	13.44	≤30.00	0.11	13.55	-	PASS
11B	Ant1	2437	13.19	≤30.00	0.11	13.30	-	PASS
11B	Ant1	2462	13.08	≤30.00	0.11	13.19	-	PASS
11G	Ant1	2412	14.20	≤30.00	0.11	14.31	-	PASS
11G	Ant1	2437	13.94	≤30.00	0.11	14.05	-	PASS
11G	Ant1	2462	13.80	≤30.00	0.11	13.91	-	PASS
11N20SISO	Ant1	2412	14.53	≤30.00	0.11	14.64	-	PASS
11N20SISO	Ant1	2437	15.30	≤30.00	0.11	15.41	-	PASS
11N20SISO	Ant1	2462	15.08	≤30.00	0.11	15.19	-	PASS
11N40SISO	Ant1	2422	13.80	≤30.00	0.11	13.91	-	PASS
11N40SISO	Ant1	2437	13.66	≤30.00	0.11	13.77	-	PASS
11N40SISO	Ant1	2452	13.37	≤30.00	0.11	13.48	-	PASS



Test Result Average

Test Mode	Antenna	Frequency [MHz]	Reading Power [dBm]	DC Factor [dB]	AV Power [dBm]	AV Power Limit [dBm]	Gain [dBi]	EIRP [dBm]	EIRP Limit [dBm]	Verdict
11B	Ant1	2412	12.38	0.00	12.38	≤30.00	0.11	12.49	-	PASS
11B	Ant1	2437	12.32	0.00	12.32	≤30.00	0.11	12.43	-	PASS
11B	Ant1	2462	12.62	0.00	12.62	≤30.00	0.11	12.73	-	PASS
11G	Ant1	2412	12.94	0.00	12.94	≤30.00	0.11	13.05	-	PASS
11G	Ant1	2437	12.88	0.00	12.88	≤30.00	0.11	12.99	-	PASS
11G	Ant1	2462	13.11	0.00	13.11	≤30.00	0.11	13.22	-	PASS
11N20SISO	Ant1	2412	13.26	0.00	13.26	≤30.00	0.11	13.37	-	PASS
11N20SISO	Ant1	2437	13.58	0.00	13.58	≤30.00	0.11	13.69	-	PASS
11N20SISO	Ant1	2462	13.69	0.00	13.69	≤30.00	0.11	13.80	-	PASS
11N40SISO	Ant1	2422	12.43	0.00	12.43	≤30.00	0.11	12.54	-	PASS
11N40SISO	Ant1	2437	12.31	0.00	12.31	≤30.00	0.11	12.42	-	PASS
11N40SISO	Ant1	2452	12.32	0.00	12.32	≤30.00	0.11	12.43	-	PASS

AV Power [dBm]= Reading power +DC Factor



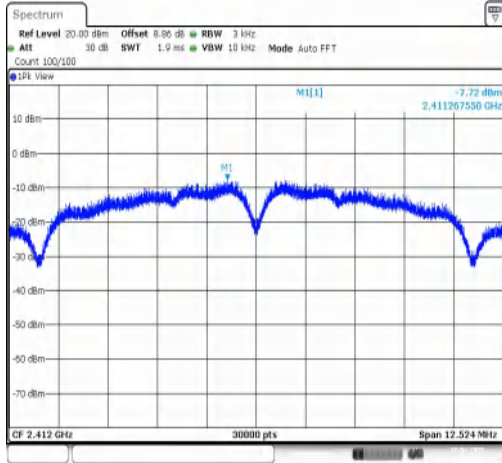
Appendix D: Maximum power spectral density

Test Result

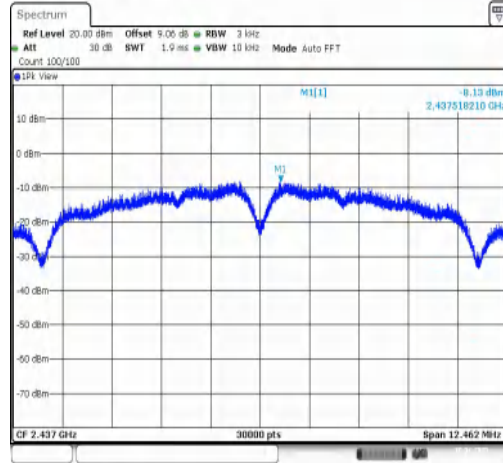
TestMode	Antenna	Frequency[MHz]	Result[dBm/3kHz]	Limit[dBm/3kHz]	Verdict
11B	Ant1	2412	-7.72	≤8.00	PASS
11B	Ant1	2437	-8.13	≤8.00	PASS
11B	Ant1	2462	-7.73	≤8.00	PASS
11G	Ant1	2412	-10.76	≤8.00	PASS
11G	Ant1	2437	-9.64	≤8.00	PASS
11G	Ant1	2462	-9.01	≤8.00	PASS
11N20SISO	Ant1	2412	-8.99	≤8.00	PASS
11N20SISO	Ant1	2437	-9.11	≤8.00	PASS
11N20SISO	Ant1	2462	-8.83	≤8.00	PASS
11N40SISO	Ant1	2422	-13.20	≤8.00	PASS
11N40SISO	Ant1	2437	-12.52	≤8.00	PASS
11N40SISO	Ant1	2452	-21.94	≤8.00	PASS



Test Graphs



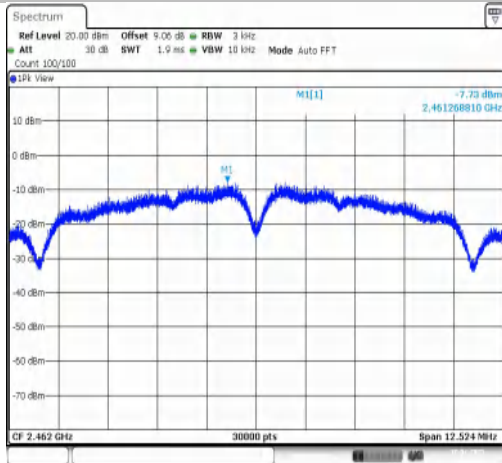
Date: 10-JAN-2025 15:15:09



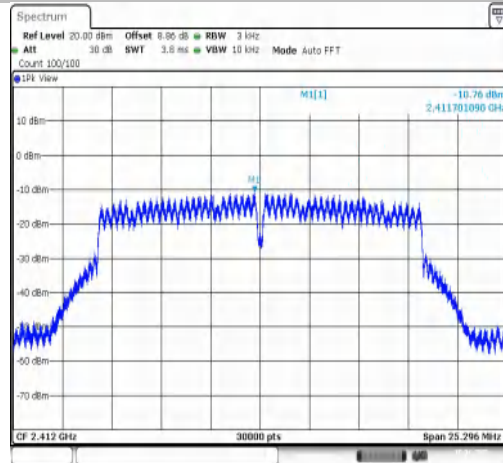
Date: 10-JAN-2025 15:16:07

11B-Ant1-2412-PASS

11B-Ant1-2437-PASS



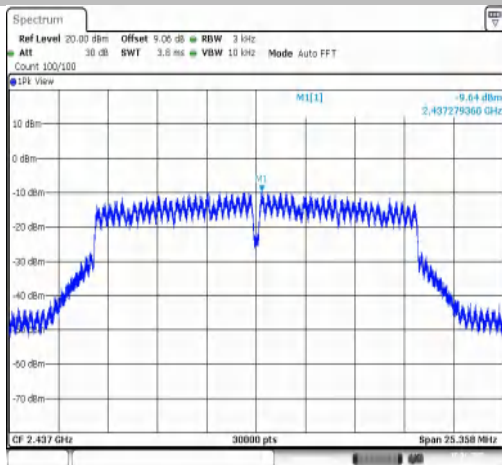
Date: 10-JAN-2025 15:17:21



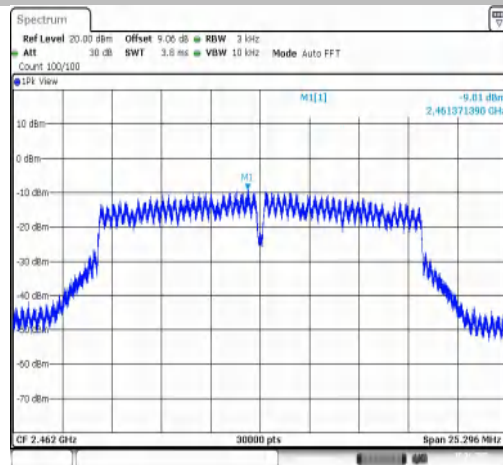
Date: 10-JAN-2025 15:18:12

11B-Ant1-2462-PASS

11G-Ant1-2412-PASS



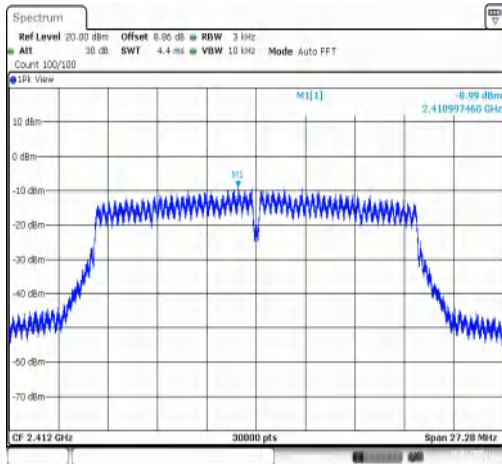
Date: 10-JAN-2025 15:19:16



Date: 10-JAN-2025 15:20:27

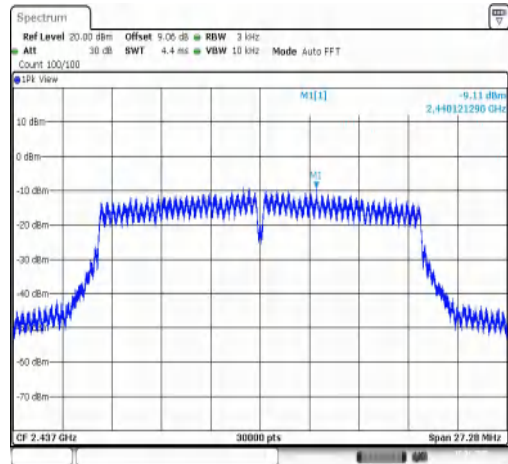
11G-Ant1-2437-PASS

11G-Ant1-2462-PASS



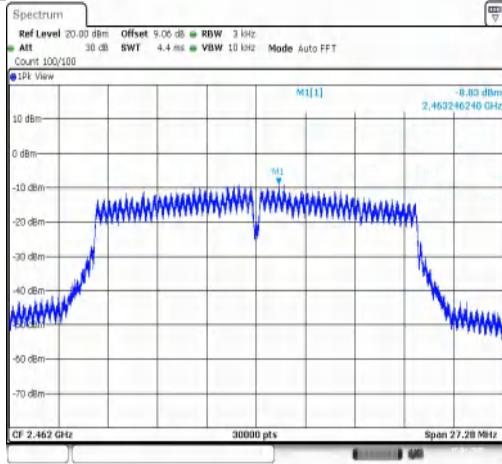
Date: 10-JAN-2025 15:21:33

11N20SISO-Ant1-2412-PASS



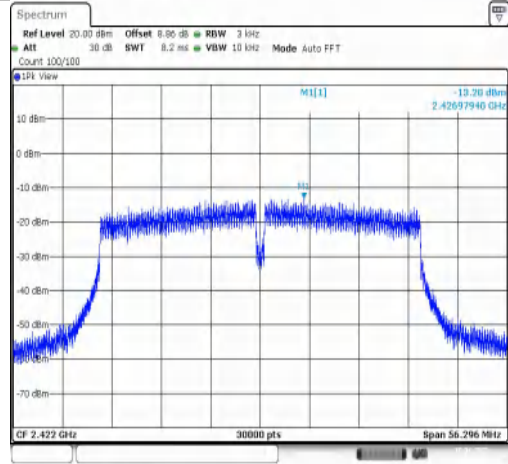
Date: 10-JAN-2025 15:23:27

11N20SISO-Ant1-2437-PASS



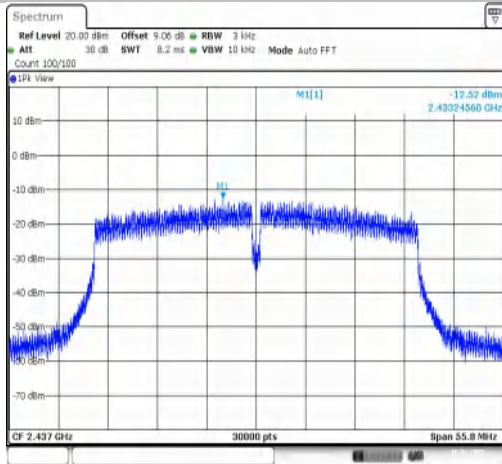
Date: 10-JAN-2025 15:23:14

11N20SISO-Ant1-2462-PASS



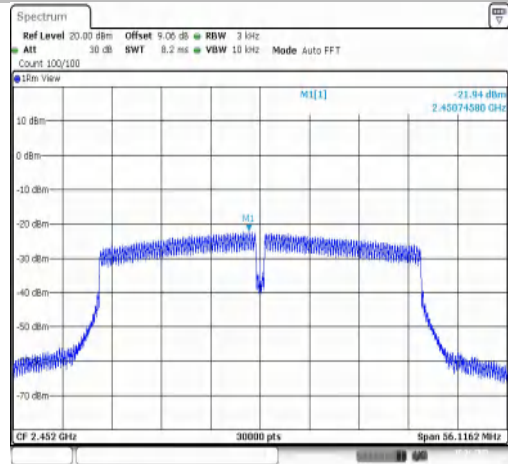
Date: 10-JAN-2025 15:24:10

11N40SISO-Ant1-2422-PASS



Date: 10-JAN-2025 15:25:27

11N40SISO-Ant1-2437-PASS



Date: 10-JAN-2025 15:25:11

11N40SISO-Ant1-2452-PASS



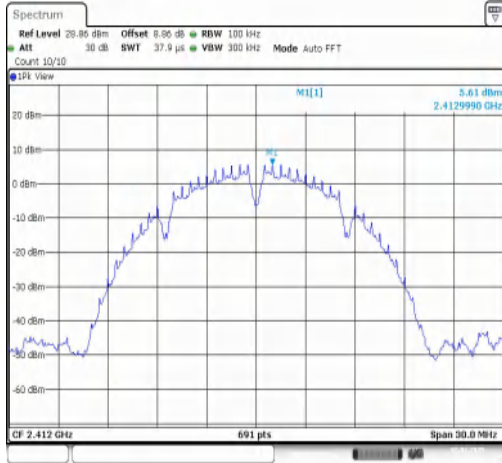
Appendix E: Conducted Spurious Emission

Test Result

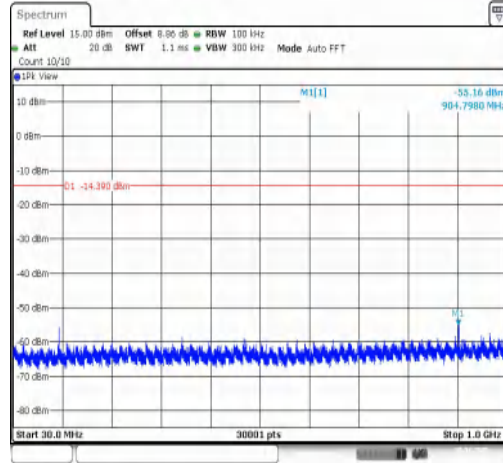
TestMode	Antenna	Frequency[MHz]	Freq Range [Mhz]	Ref Level [dBm]	Result [dBm]	Limit [dBm]	Verdict
11B	Ant1	2412	0~Reference	5.61	5.61	---	PASS
11B	Ant1	2412	30~1000	5.61	-55.16	≤-14.39	PASS
11B	Ant1	2412	1000~26500	5.61	-47.73	≤-14.39	PASS
11B	Ant1	2437	0~Reference	5.38	5.38	---	PASS
11B	Ant1	2437	30~1000	5.38	-48.43	≤-14.62	PASS
11B	Ant1	2437	1000~26500	5.38	-37.85	≤-14.62	PASS
11B	Ant1	2462	0~Reference	5.31	5.31	---	PASS
11B	Ant1	2462	30~1000	5.31	-33.02	≤-14.69	PASS
11B	Ant1	2462	1000~26500	5.31	-44.38	≤-14.69	PASS
11G	Ant1	2412	0~Reference	1.38	1.38	---	PASS
11G	Ant1	2412	30~1000	1.38	-51.94	≤-18.62	PASS
11G	Ant1	2412	1000~26500	1.38	-47.73	≤-18.62	PASS
11G	Ant1	2437	0~Reference	1.22	1.22	---	PASS
11G	Ant1	2437	30~1000	1.22	-36.4	≤-18.78	PASS
11G	Ant1	2437	1000~26500	1.22	-47.32	≤-18.78	PASS
11G	Ant1	2462	0~Reference	1.64	1.64	---	PASS
11G	Ant1	2462	30~1000	1.64	-36.07	≤-18.36	PASS
11G	Ant1	2462	1000~26500	1.64	-46.67	≤-18.36	PASS
11N20SISO	Ant1	2412	0~Reference	1.91	1.91	---	PASS
11N20SISO	Ant1	2412	30~1000	1.91	-36.73	≤-18.09	PASS
11N20SISO	Ant1	2412	1000~26500	1.91	-46.69	≤-18.09	PASS
11N20SISO	Ant1	2437	0~Reference	2.37	2.37	---	PASS
11N20SISO	Ant1	2437	30~1000	2.37	-36.49	≤-17.63	PASS
11N20SISO	Ant1	2437	1000~26500	2.37	-39.5	≤-17.63	PASS
11N20SISO	Ant1	2462	0~Reference	1.97	1.97	---	PASS
11N20SISO	Ant1	2462	30~1000	1.97	-36.59	≤-18.03	PASS
11N20SISO	Ant1	2462	1000~26500	1.97	-38.48	≤-18.03	PASS
11N40SISO	Ant1	2422	0~Reference	-2.23	-2.23	---	PASS
11N40SISO	Ant1	2422	30~1000	-2.23	-41.03	≤-22.23	PASS
11N40SISO	Ant1	2422	1000~26500	-2.23	-45.66	≤-22.23	PASS
11N40SISO	Ant1	2437	0~Reference	-2.01	-2.01	---	PASS
11N40SISO	Ant1	2437	30~1000	-2.01	-52.03	≤-22.01	PASS
11N40SISO	Ant1	2437	1000~26500	-2.01	-43.96	≤-22.01	PASS
11N40SISO	Ant1	2452	0~Reference	-2.62	-2.62	---	PASS
11N40SISO	Ant1	2452	30~1000	-2.62	-40.67	≤-22.62	PASS
11N40SISO	Ant1	2452	1000~26500	-2.62	-47.41	≤-22.62	PASS



Test Graphs



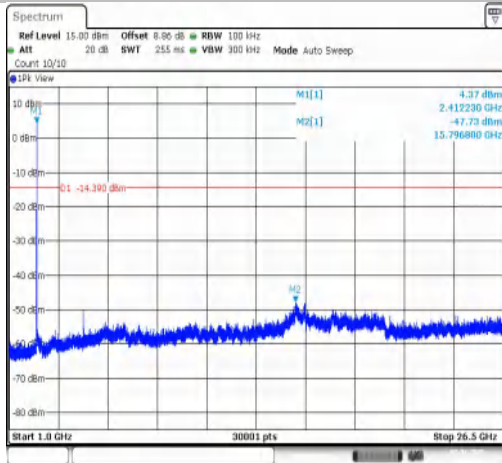
Date: 5_JAN_2025 18:48:45



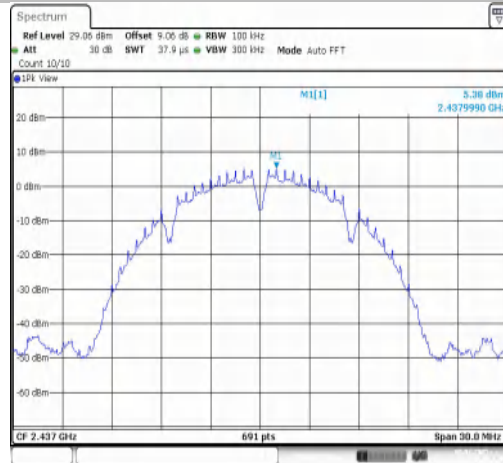
Date: 5_JAN_2025 18:49:00

11B-Ant1-2412-0~Reference-PASS

11B-Ant1-2412-30~1000-PASS



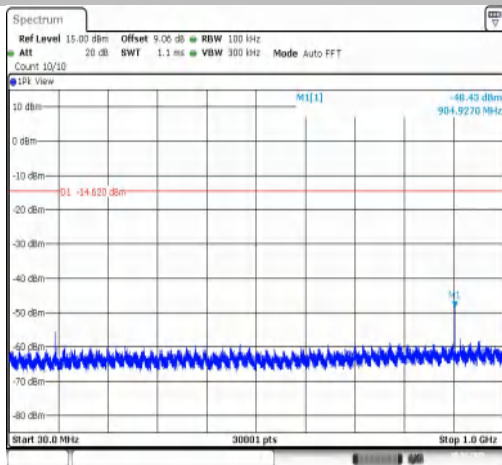
Date: 5_JAN_2025 18:49:07



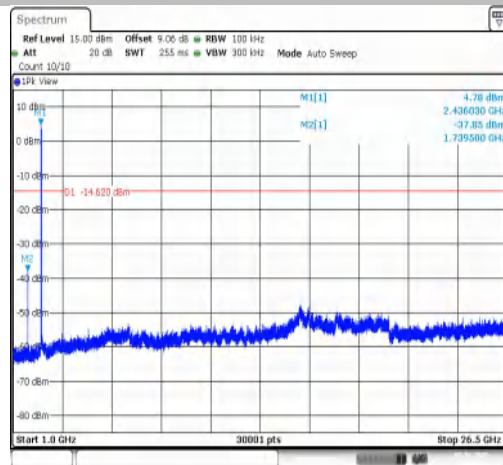
Date: 5_JAN_2025 18:52:25

11B-Ant1-2412-1000~26500-PASS

11B-Ant1-2437-0~Reference-PASS



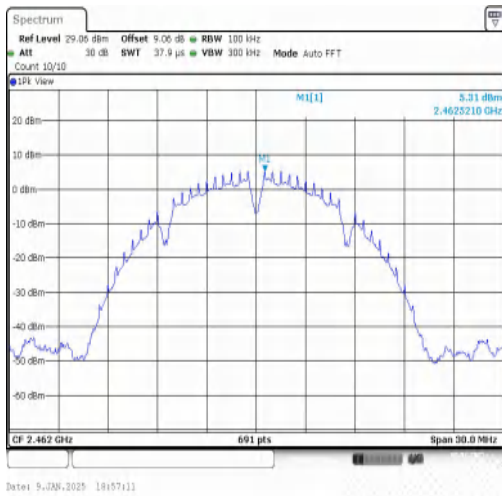
Date: 5_JAN_2025 18:52:07



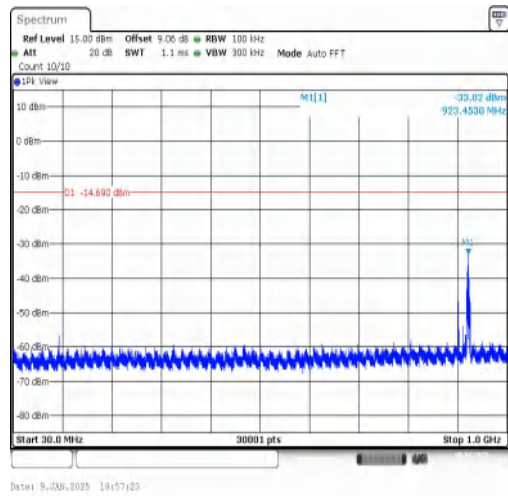
Date: 5_JAN_2025 18:53:14

11B-Ant1-2437-30~1000-PASS

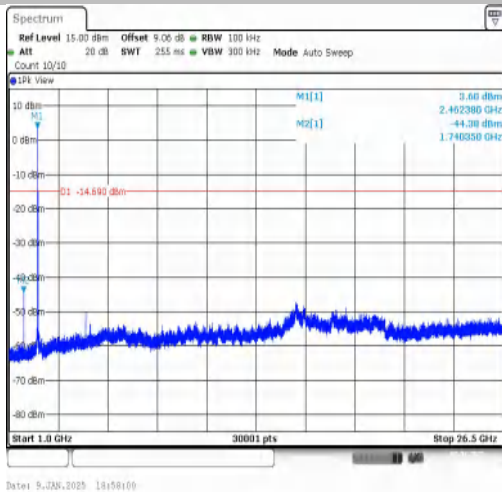
11B-Ant1-2437-1000~26500-PASS



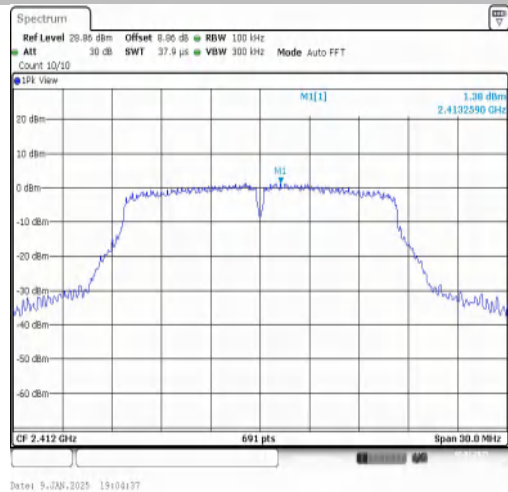
11B-Ant1-2462-0~Reference-PASS



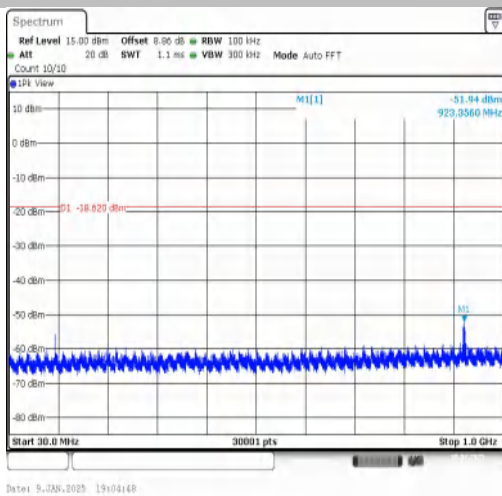
11B-Ant1-2462-30~1000-PASS



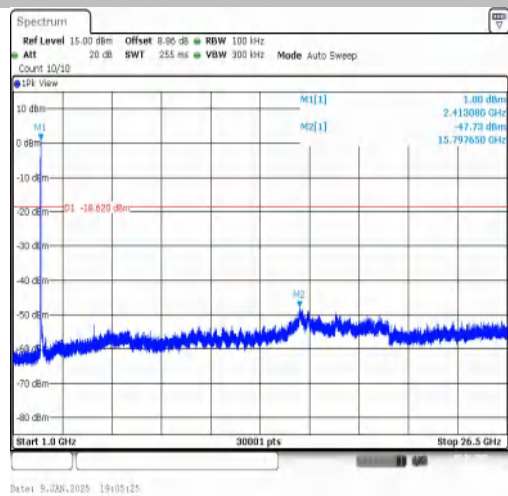
11B-Ant1-2462-1000~26500-PASS



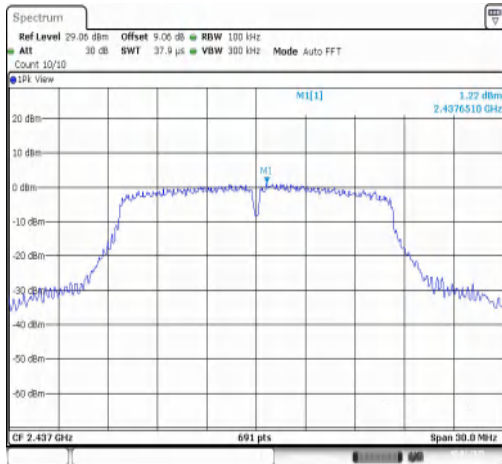
11G-Ant1-2412-0~Reference-PASS



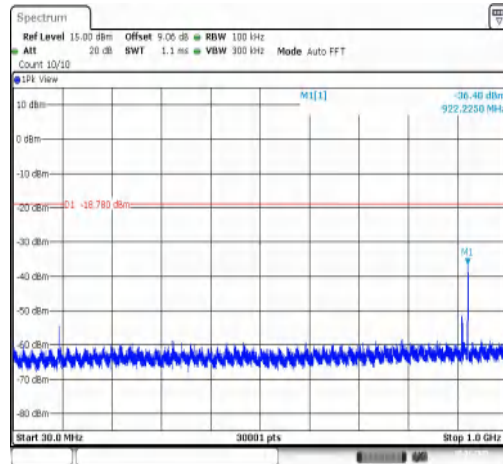
11G-Ant1-2412-30~1000-PASS



11G-Ant1-2412-1000~26500-PASS



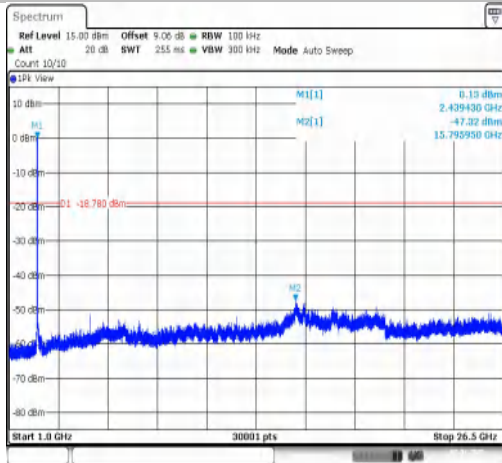
Date: 5_JAN.2025 19:08:04



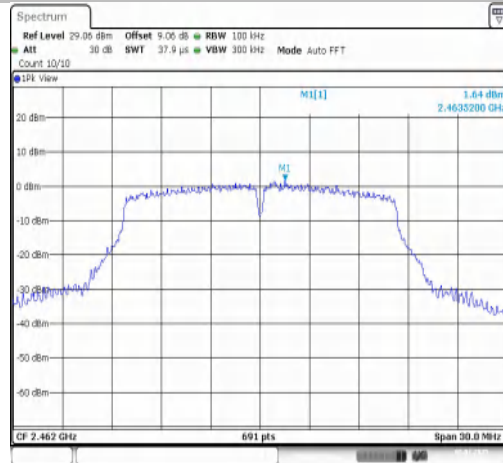
Date: 5_JAN.2025 19:08:16

11G-Ant1-2437-0~Reference-PASS

11G-Ant1-2437-30~1000-PASS



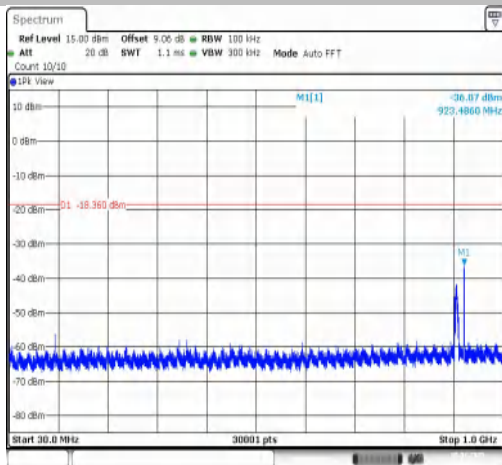
Date: 5_JAN.2025 19:08:53



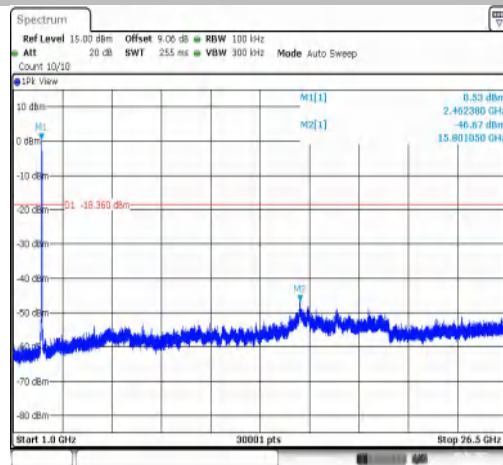
Date: 5_JAN.2025 19:13:25

11G-Ant1-2437-1000~26500-PASS

11G-Ant1-2462-0~Reference-PASS



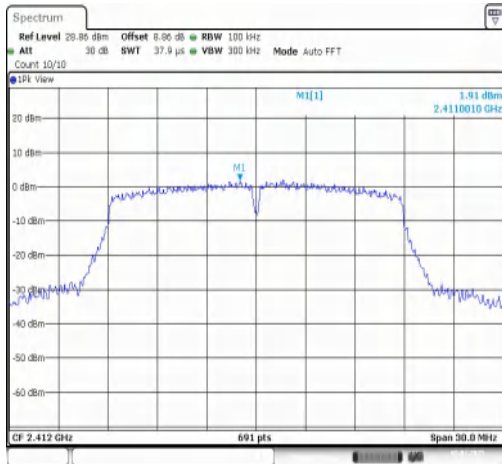
Date: 5_JAN.2025 19:13:37



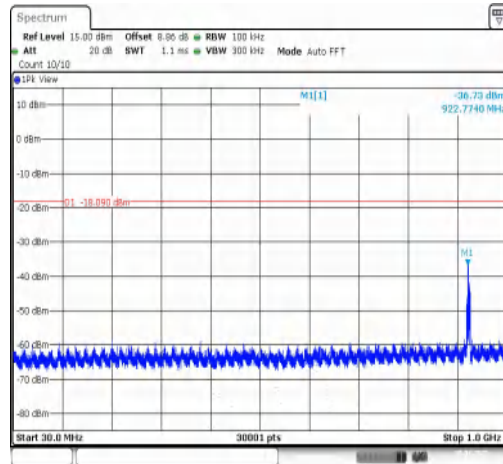
Date: 5_JAN.2025 19:14:14

11G-Ant1-2462-30~1000-PASS

11G-Ant1-2462-1000~26500-PASS



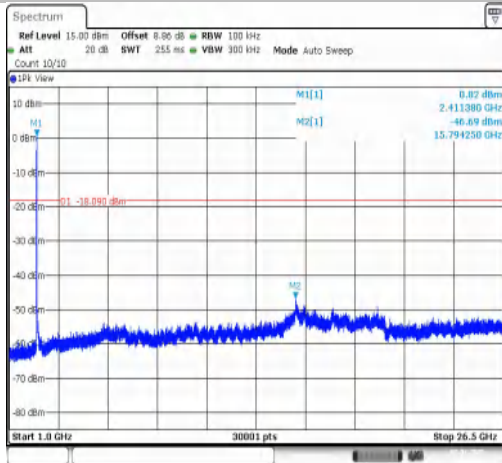
Date: 9, JAN, 2025 19:17:49



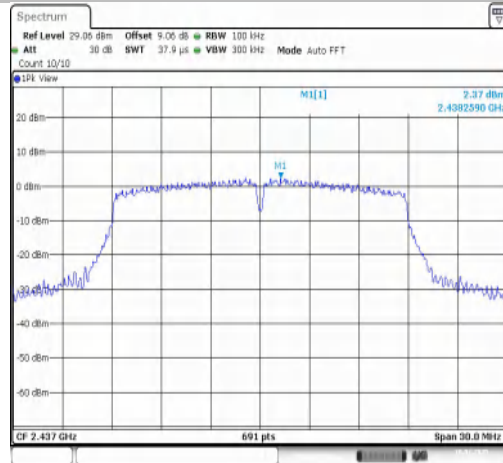
Date: 9, JAN, 2025 19:18:00

11N20SISO-Ant1-2412-0~Reference-PASS

11N20SISO-Ant1-2412-30~1000-PASS



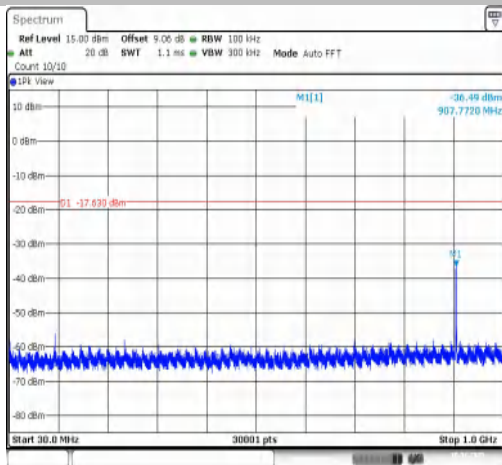
Date: 9, JAN, 2025 19:18:37



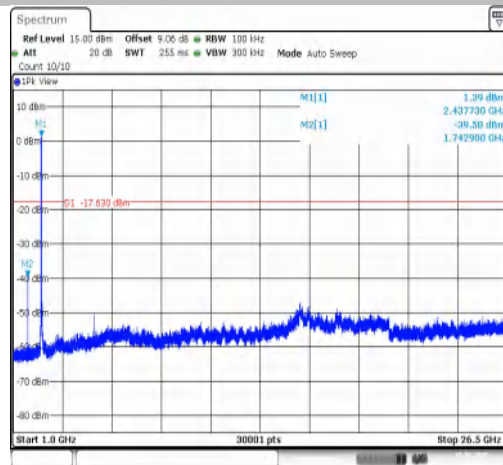
Date: 10, JAN, 2025 09:10:00

11N20SISO-Ant1-2412-1000~26500-PASS

11N20SISO-Ant1-2437-0~Reference-PASS



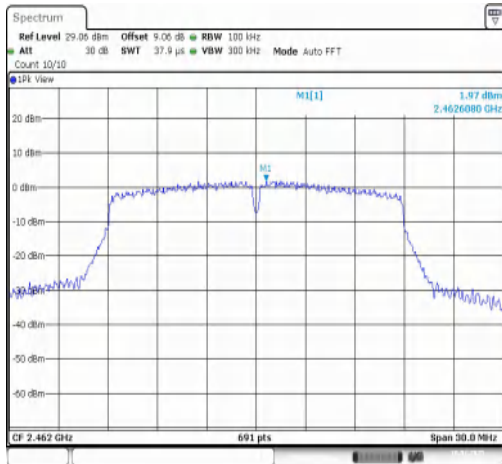
Date: 10, JAN, 2025 09:13:13



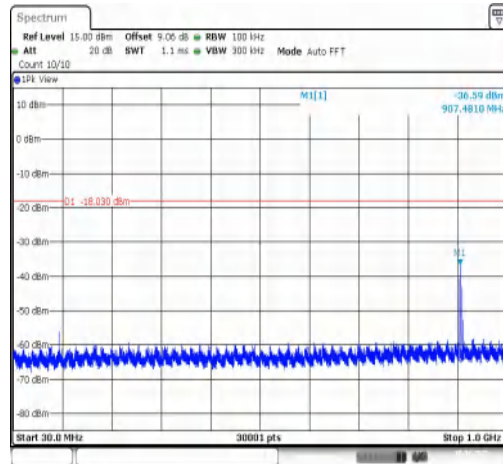
Date: 10, JAN, 2025 09:13:15

11N20SISO-Ant1-2437-30~1000-PASS

11N20SISO-Ant1-2437-1000~26500-PASS



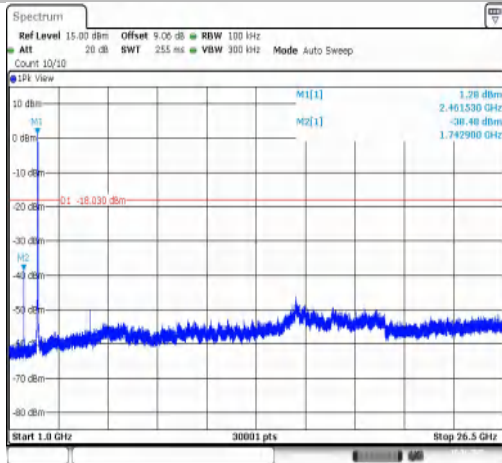
Date: 10-JAN-2025 09:37:13



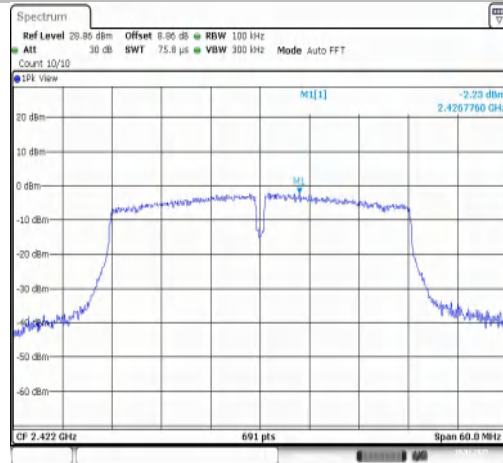
Date: 10-JAN-2025 09:37:25

11N20SISO-Ant1-2462-0~Reference-PASS

11N20SISO-Ant1-2462-30~1000-PASS



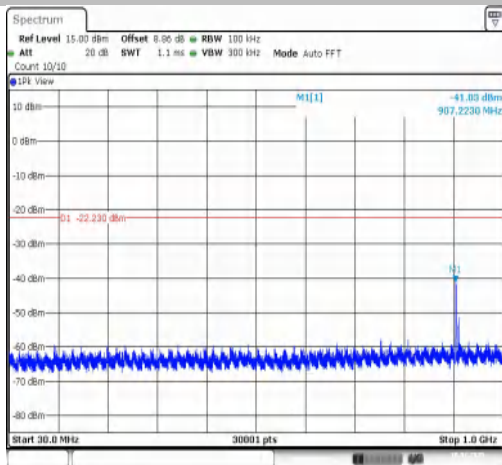
Date: 10-JAN-2025 09:38:02



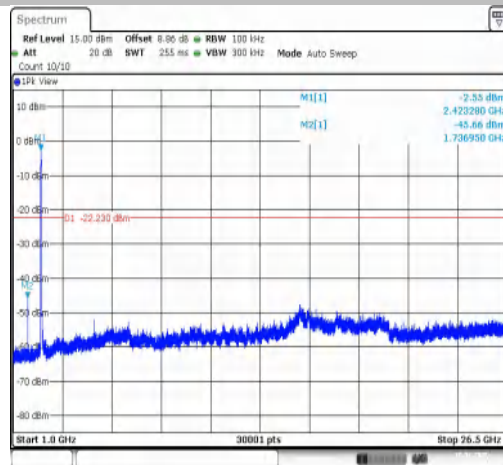
Date: 10-JAN-2025 09:42:35

11N20SISO-Ant1-2462-1000~26500-PASS

11N40SISO-Ant1-2422-0~Reference-PASS



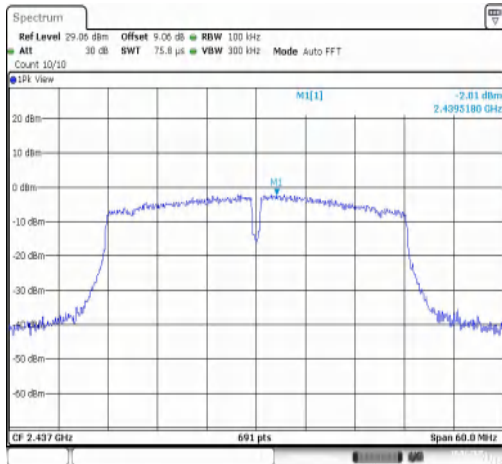
Date: 10-JAN-2025 09:42:47



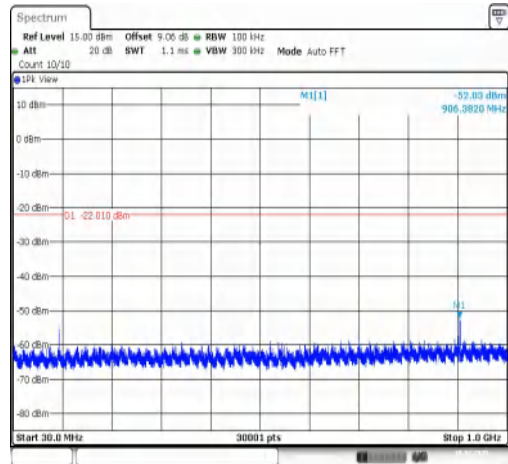
Date: 10-JAN-2025 09:43:24

11N40SISO-Ant1-2422-30~1000-PASS

11N40SISO-Ant1-2422-1000~26500-PASS



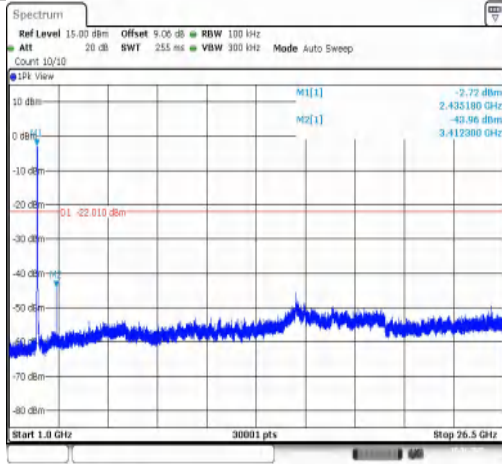
Date: 10_JAN_2025 09:45:14



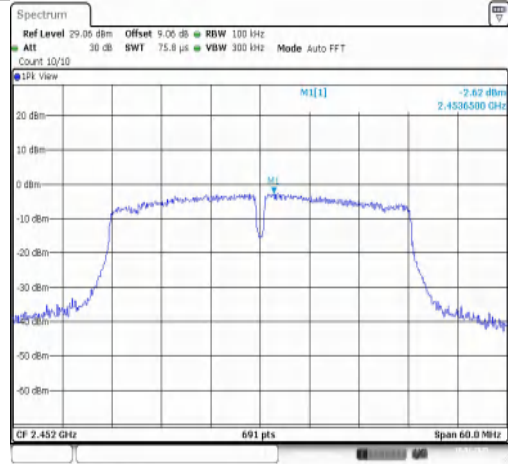
Date: 10_JAN_2025 09:45:17

11N40SISO-Ant1-2437-0~Reference-PASS

11N40SISO-Ant1-2437-30~1000-PASS



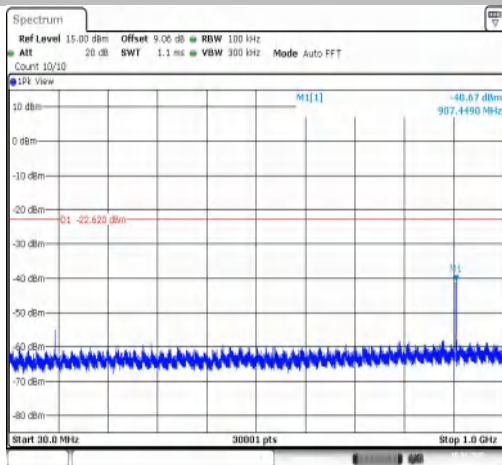
Date: 10_JAN_2025 09:46:34



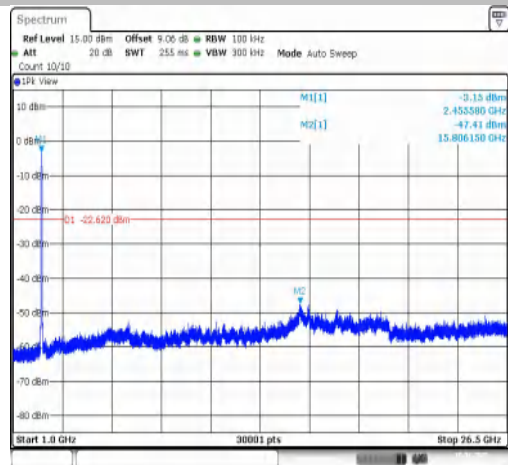
Date: 10_JAN_2025 09:49:27

11N40SISO-Ant1-2437-1000~26500-PASS

11N40SISO-Ant1-2452-0~Reference-PASS



Date: 10_JAN_2025 09:49:39



Date: 10_JAN_2025 09:50:16

11N40SISO-Ant1-2452-30~1000-PASS

11N40SISO-Ant1-2452-1000~26500-PASS



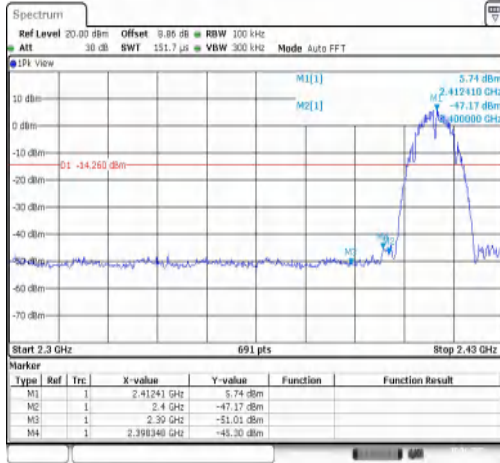
Appendix F: Band edge measurements

Test Result

TestMode	Antenna	ChName	Frequency[MHz]	Ref Level[dBm]	Result[dBm]	Limit[dBm]	Verdict
11B	Ant1	Low	2412	5.74	-45.3	≤-14.26	PASS
11B	Ant1	High	2462	5.39	-46.17	≤-14.61	PASS
11G	Ant1	Low	2412	0.18	-33.72	≤-19.82	PASS
11G	Ant1	High	2462	2.11	-45.19	≤-17.89	PASS
11N20SISO	Ant1	Low	2412	1.55	-29.6	≤-18.45	PASS
11N20SISO	Ant1	High	2462	1.41	-44.56	≤-18.59	PASS
11N40SISO	Ant1	Low	2422	-2.11	-35.94	≤-22.11	PASS
11N40SISO	Ant1	High	2452	-2.41	-39.5	≤-22.41	PASS

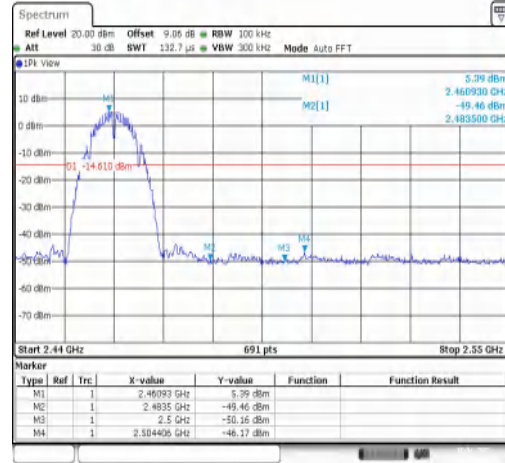


Test Graphs



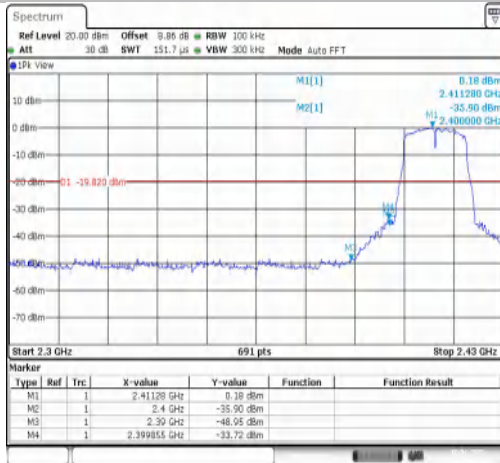
Date: 10-JAN-2025 15:15:13

11B-Ant1-2412-PASS



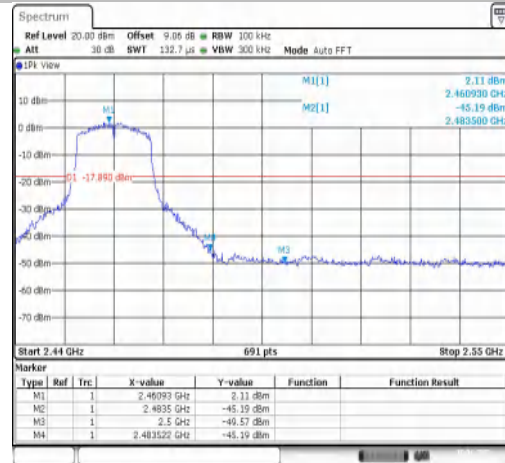
Date: 10-JAN-2025 15:17:30

11B-Ant1-2462-PASS



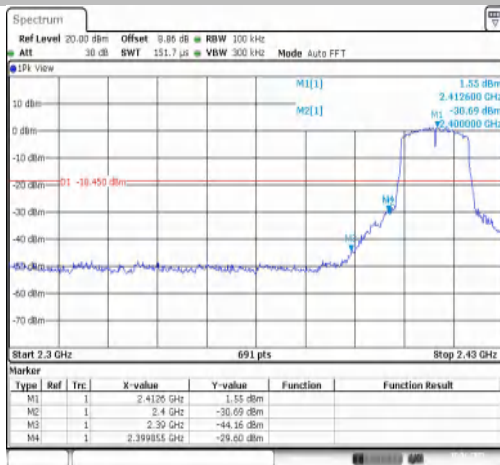
Date: 10-JAN-2025 15:18:20

11G-Ant1-2412-PASS



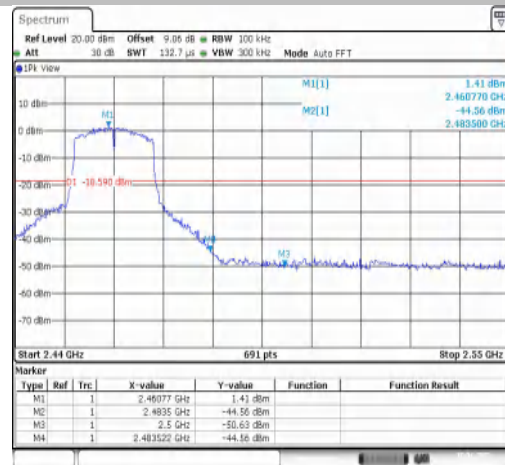
Date: 10-JAN-2025 15:20:35

11G-Ant1-2462-PASS



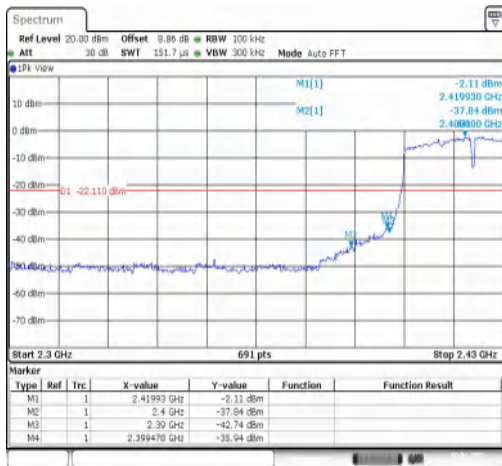
Date: 10-JAN-2025 15:21:40

11N20SISO-Ant1-2412-PASS



Date: 10-JAN-2025 15:24:03

11N20SISO-Ant1-2462-PASS



Date: 10-23N-2025 15:26:10



Date: 10-23N-2025 15:26:10

11N40SISO-Ant1-2422-PASS

11N40SISO-Ant1-2452-PASS



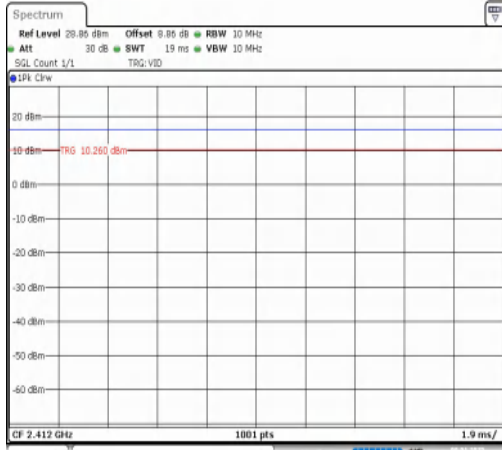
Appendix G: Duty Cycle

Test Result

TestMode	Antenna	Frequency[MHz]	Transmission Duration [ms]	Transmission Period [ms]	Duty Cycle[%]	DC Factor [dB]
11B	Ant1	2412	19.00	19.00	100.00	0.00
11B	Ant1	2437	19.00	19.00	100.00	0.00
11B	Ant1	2462	19.00	19.00	100.00	0.00
11G	Ant1	2412	19.00	19.00	100.00	0.00
11G	Ant1	2437	19.00	19.00	100.00	0.00
11G	Ant1	2462	19.00	19.00	100.00	0.00
11N20SISO	Ant1	2412	19.00	19.00	100.00	0.00
11N20SISO	Ant1	2437	19.00	19.00	100.00	0.00
11N20SISO	Ant1	2462	19.00	19.00	100.00	0.00
11N40SISO	Ant1	2422	19.00	19.00	100.00	0.00
11N40SISO	Ant1	2437	19.00	19.00	100.00	0.00
11N40SISO	Ant1	2452	19.00	19.00	100.00	0.00



Test Graphs



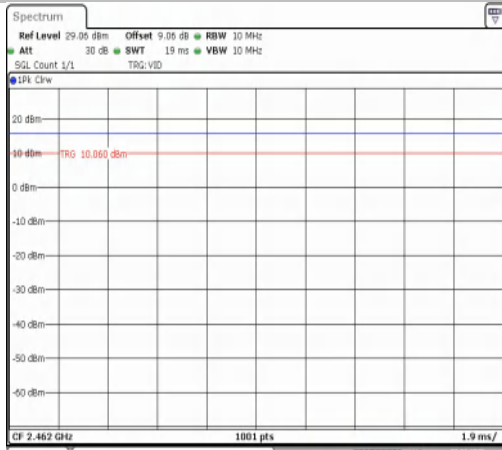
Date: 5, JAN, 2025 18:06:21



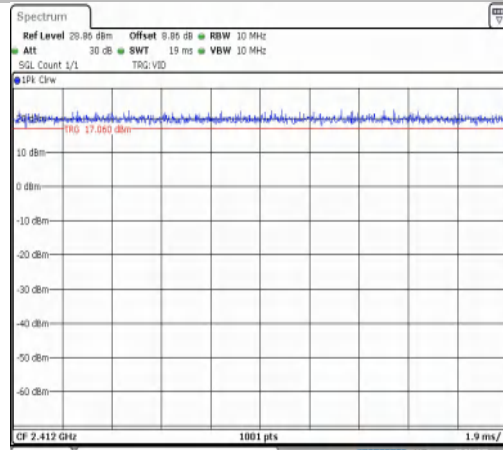
Date: 5, JAN, 2025 18:51:21

NTNV-11B-Ant1-2412

NTNV-11B-Ant1-2437



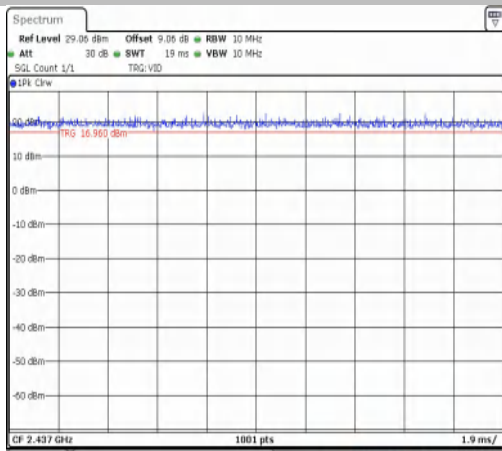
Date: 5, JAN, 2025 18:54:28



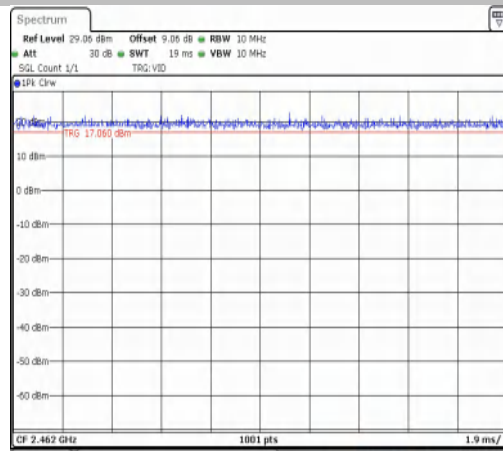
Date: 5, JAN, 2025 19:02:28

NTNV-11B-Ant1-2462

NTNV-11G-Ant1-2412



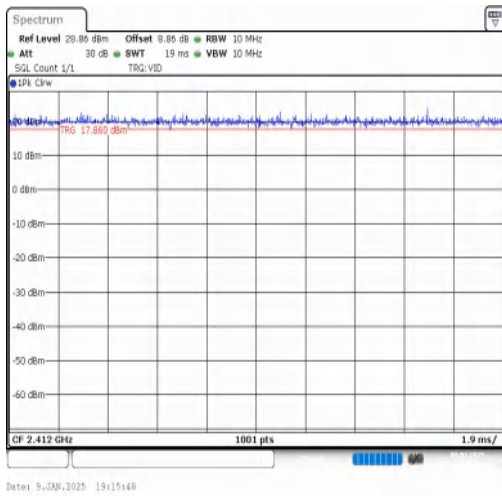
Date: 5, JAN, 2025 19:06:26



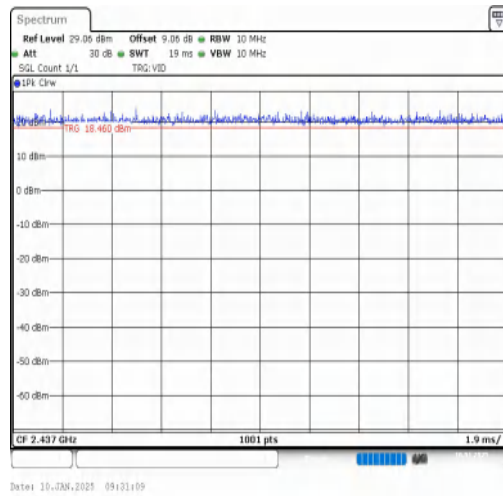
Date: 5, JAN, 2025 19:09:57

NTNV-11G-Ant1-2437

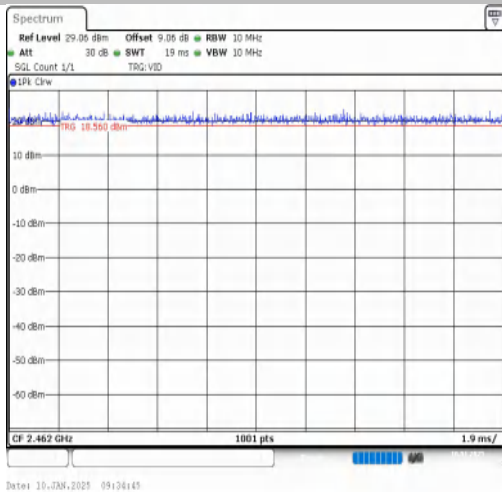
NTNV-11G-Ant1-2462



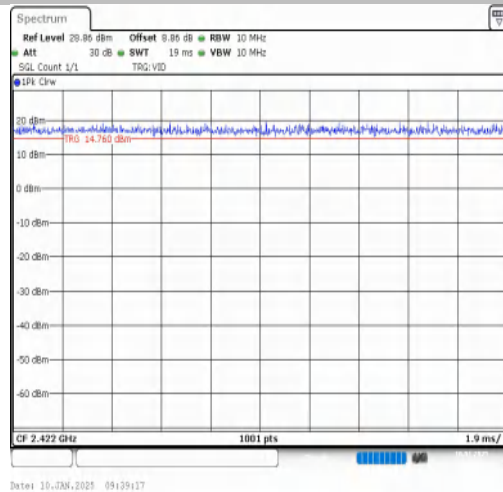
NTV-11N20SISO-Ant1-2412



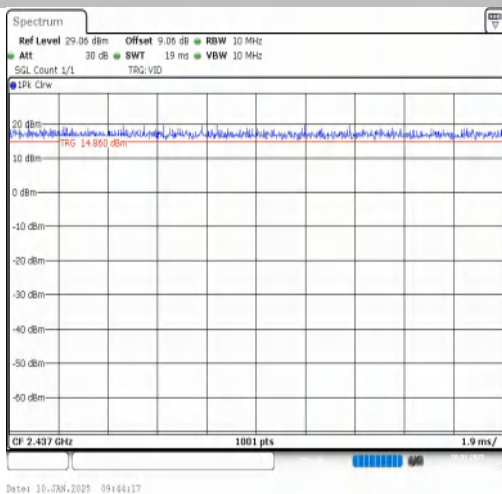
NTV-11N20SISO-Ant1-2437



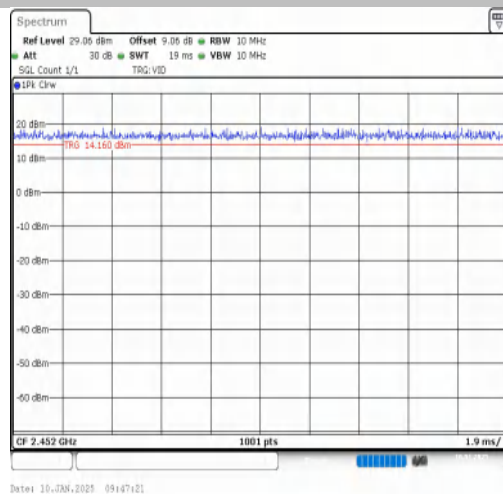
NTV-11N20SISO-Ant1-2462



NTV-11N40SISO-Ant1-2422



NTV-11N40SISO-Ant1-2437



NTV-11N40SISO-Ant1-2452