



Annex C Photo documentation

Appendix to Test Report No.: 1-9990/20-01-06-C



Testing Laboratory

CTC advanced GmbH

Untertürkheimer Straße 6 – 10

66117 Saarbrücken/Germany

Phone: + 49 681 5 98 - 0

Fax: + 49 681 5 98 - 9075

Internet: <http://www.ctcadvanced.com>

e-mail: mail@ctcadvanced.com

Accredited Test Laboratory:

The testing laboratory (area of testing) is accredited according to DIN EN ISO/IEC 17025 (2005) by the Deutsche Akkreditierungsstelle GmbH (DAkkS)

The accreditation is valid for the scope of testing procedures as stated in the accreditation certificate with the registration number: D-PL-12076-01-01

1 Table of contents

1	Table of contents.....	1
2	Photo documentation	2
2.1	Test Setup 1: (Setup including Tablet + Demo fixture)	2
2.2	Test Setup 2: (Tablet Housing, Metal Shield +Fixture)	12

2 Photo documentation

2.1 Test Setup 1: (Setup including Tablet + Demo fixture)

Photo 1: DUT - Receiver 81909002 (60W)



Photo 2: DUT - Receiver 81909002 (60W)



Photo 3: DUT -Transmitter 81909001 (60W)




Photo 4: DUT - Transmitter 81909001 (60W)



Photo 5: DUT – Tablet (Label)



Photo 6: DUT – Tablet (Serial number)



Photo 7: Test setup - overview




Photo 8: DUT - mounted top side view



Photo 9: DUT – bottom view (close up)



Photo 10: DUT - front view (enclosure opened)



Photo 11: DUT - bottom view



Photo 12: DUT - rear view (opened)



Photo 13: DUT - rear view (label)



Photo 14: Test position - top with EHP 50F probe (touch position and worst case orientation)




Photo 15: Test position - top with EHP 50F probe (touch position and worst case orientation)



Photo 16: Test position - side with EHP 50F probe (touch position and worst case orientation)




Photo 17: Auxiliary – USB load screen display (60W)



Photo 18: Auxiliary equipment – USB Power Delivery Tester PM110



Photo 19: Auxiliary equipment – USB Power Delivery Tester PM110 (label)



2.2 Test Setup 2: (Tablet Housing, Metal Shield +Fixture)

Photo 20: DUT – Tablet housing with metal shield 182 x 182 x 0.5 mm (no tablet)



Photo 21: Test position – Top side with EHP 50F probe - Receiver with shield metal (no tablet)

