


8 inch iDisplay



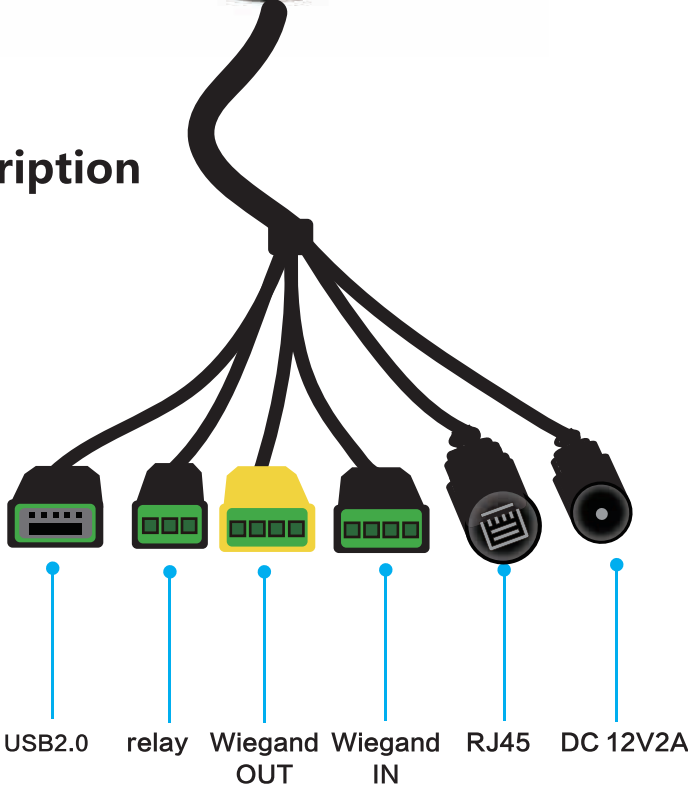
UITH108-B02

User manual

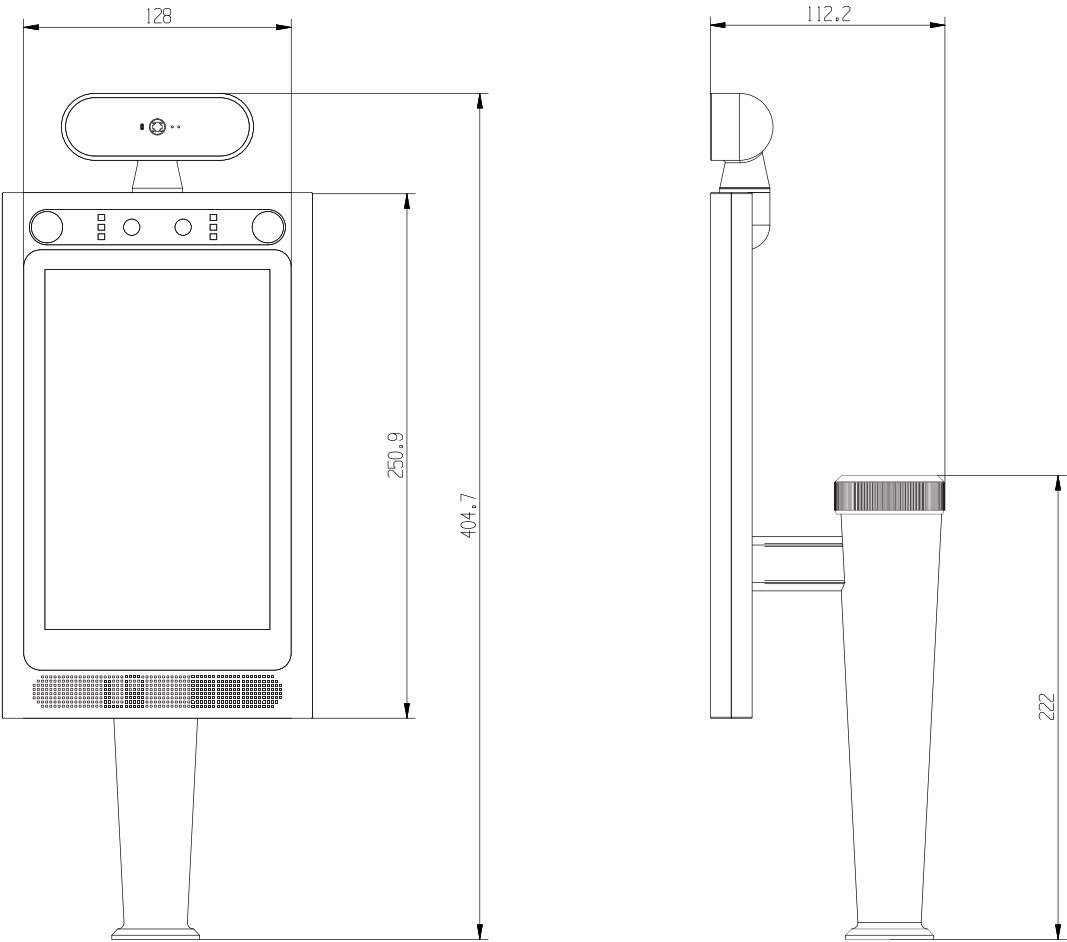
1)Frame description



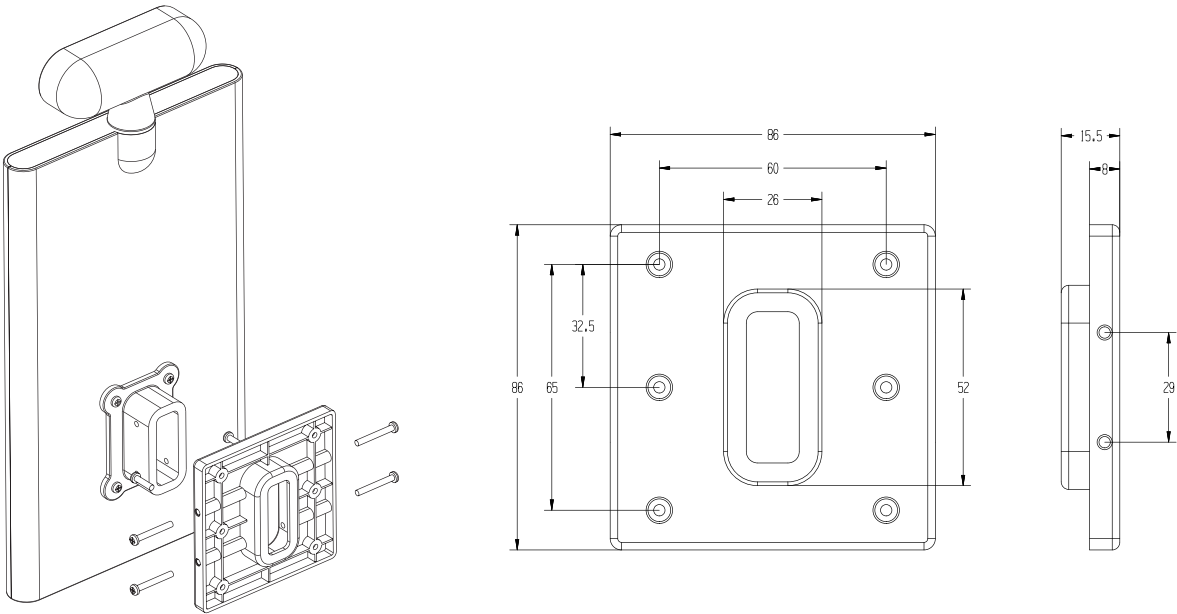
2) Interface description



3) Product size (mm) – Column style

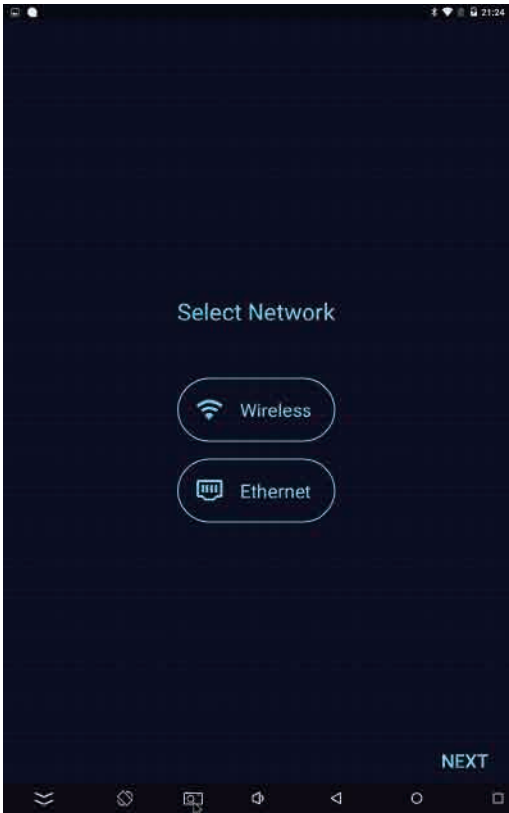


4) Product size (mm) – Wall hanging style

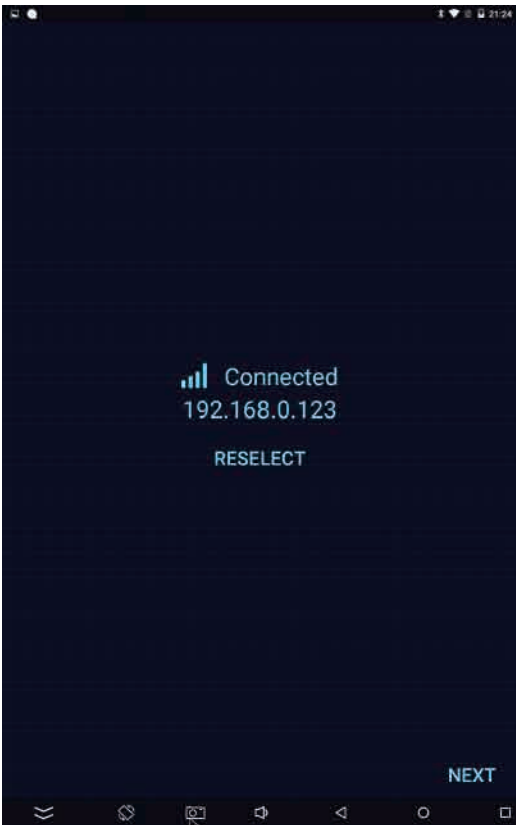


1) Power on settings network and device activation

(WiFi network selection)



(Device activation)



2) Set server, company, community name, installation location and access mode

←

21:27

Server Configuration

URL

select company


install address: please enter install address

DoorDirection ☒ opendoor ☐ closedoor

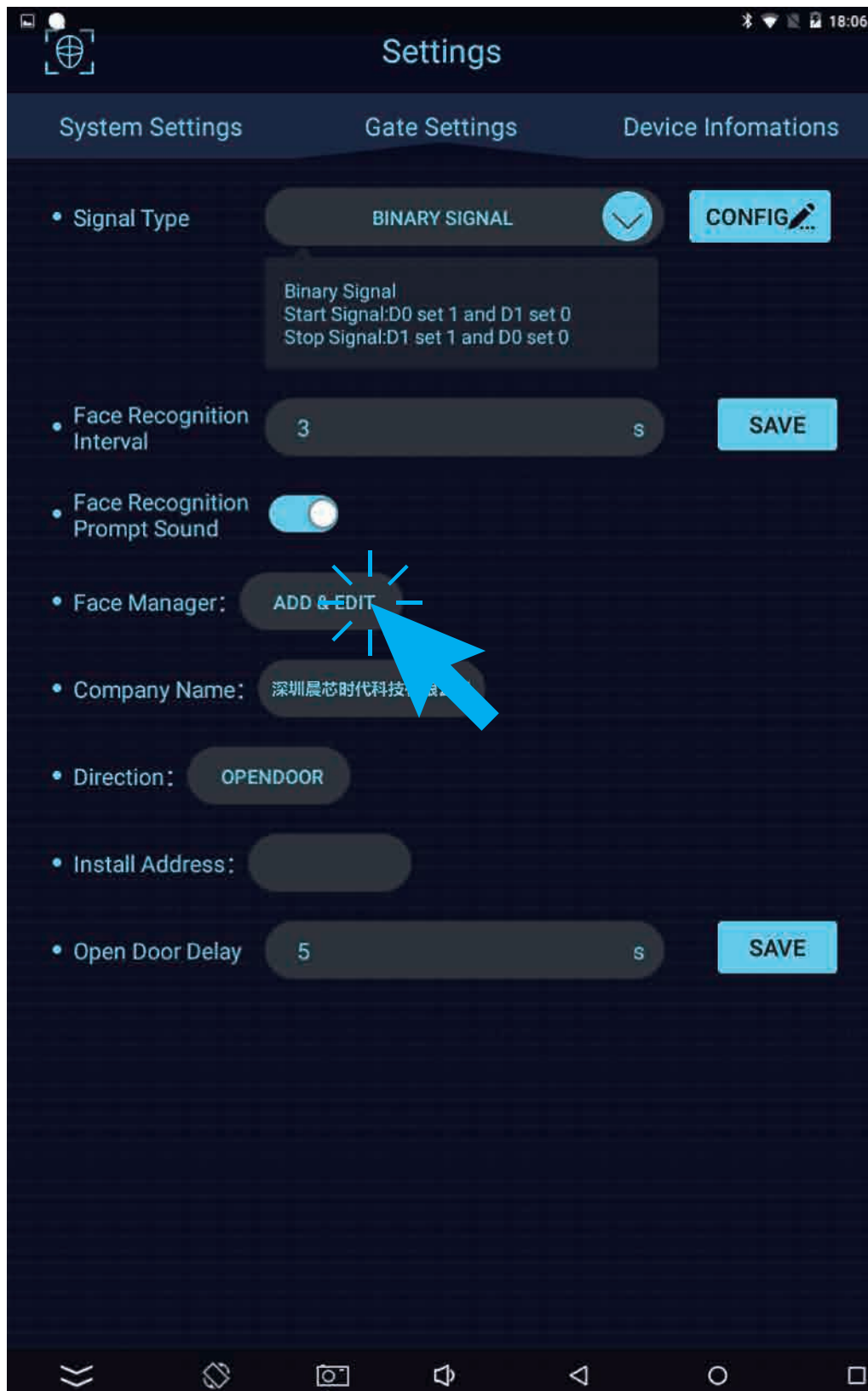
SAVE

FINISH

- 1) Face input of local device
(click the face mark in the lower right corner with the cursor)



2) Select the gate settings - click "open face management"

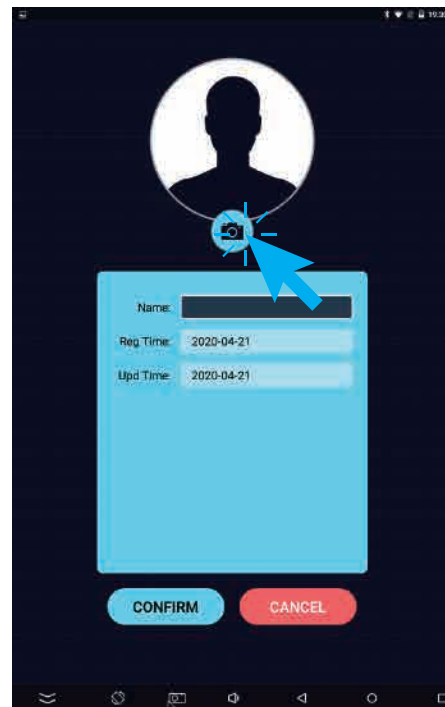



3) Face registration




4) Select single person registration & batch import face for registration

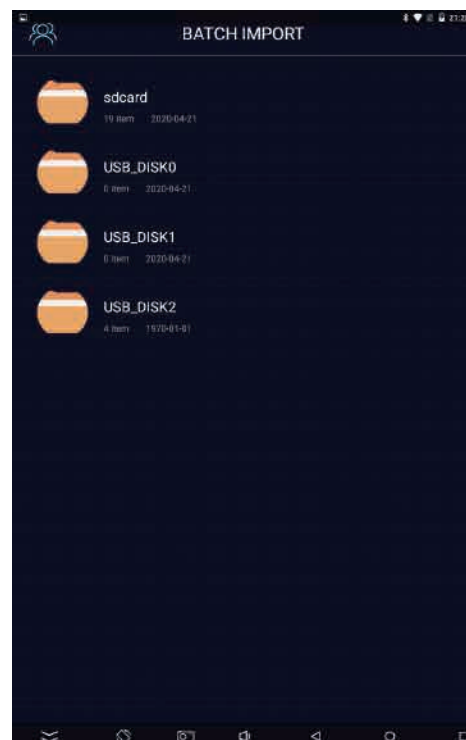
(Choose a single local photo)



Take photos, input name and card number for single registration

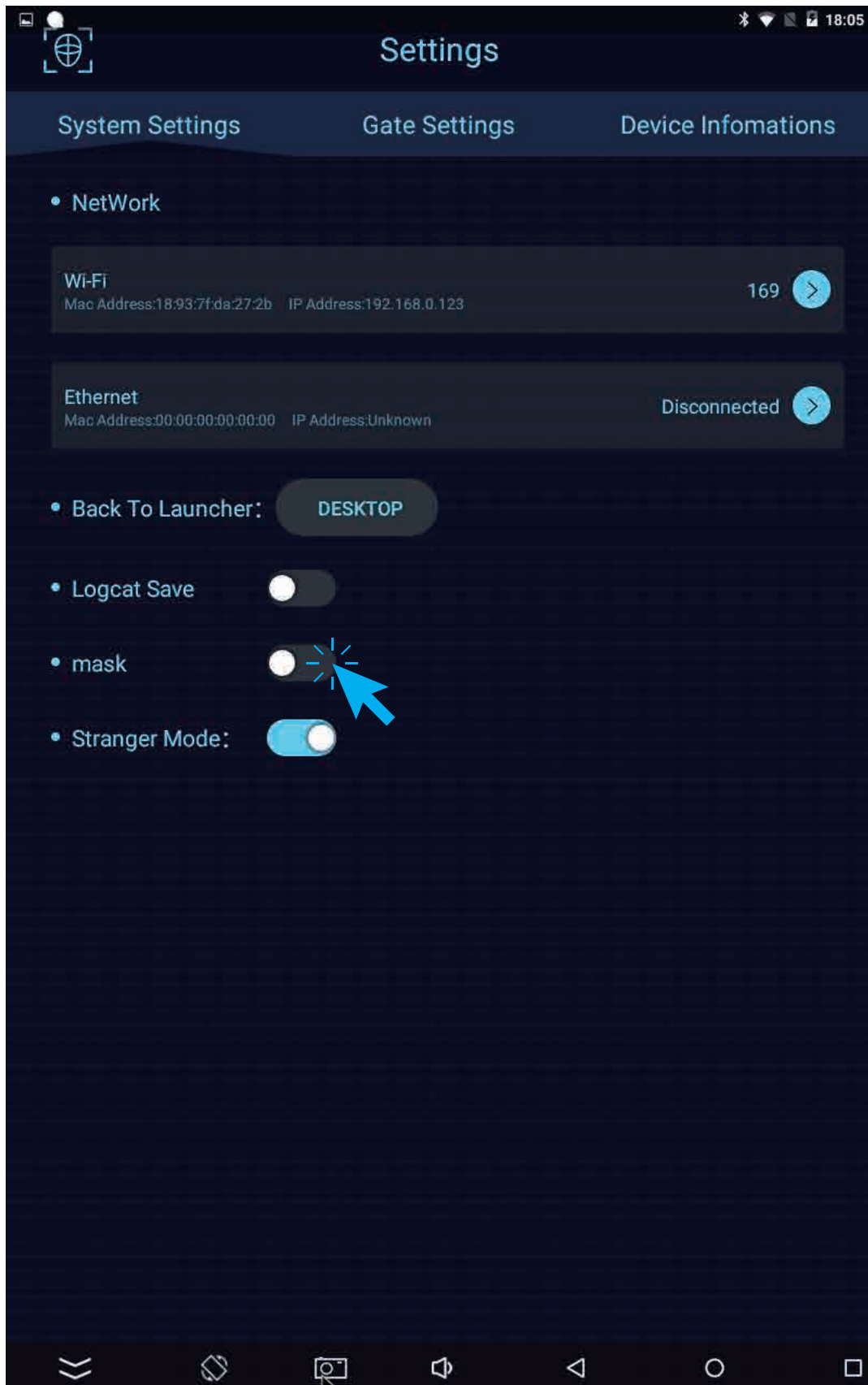


(Select batch import)

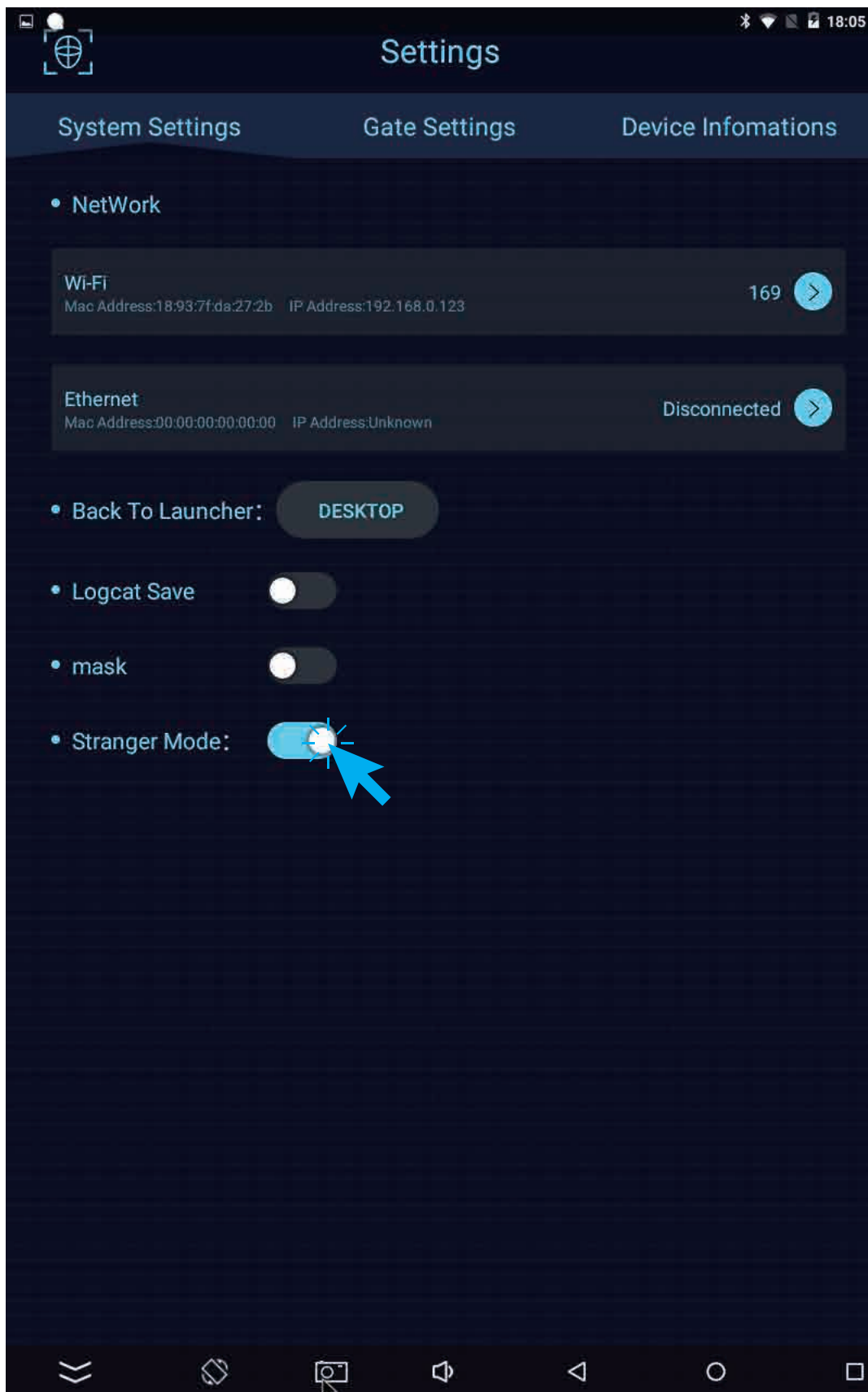


Batch registration: in batch registration mode, first use the U disk to name the employee's picture (such as "Zhang San. JPG") under a folder. Then click the batch import function on the face recognition machine. Select the picture folder under the U disk to import.

1) Mask mode(When the mask mode is on, the device recognizes the user without the mask, and prompts to wear the mask. The device flashes red status light to indicate early warning!)



2) Stranger mode (Turn on stranger mode, the device will flash red status light for unregistered face users to show early warning! Don't open the door!)



CE NB

Herby, Outform Science & Technology (Shenzhen) Co., Ltd. declares that this 8" iDisplay measurement terminal, UITH108-B02 is in compliance with the essential requirements and other relevant provisions of Directive 2014/53/EU. In accordance with Article 10(2) and Article 10(10), this product allowed to be used in all EU member states.

Use the 8" iDisplay in the environment with the temperature between -20℃ and 35℃, Adapter shall be installed near the equipment and shall be easily accessible.

The plug considered as disconnect device of adapter

Adapter Model: TDX-1202000

Input: AC 100-240V, 50/60Hz, 0.6A Output: DC 12V, 2.0A

Operation Frequency: For WIFI: 2412MHz~2472MHz (802.11b/802.11g/802.11n(HT20))

For BT: 2402MHz~2480MHz

Max output power: For WIFI: 0.0555W

For BT: 0.003W

Manufacturer: Shenzhen Sunchip Technology Co., Ltd.

Address: 2nd-3rd Floor, Building 4, Fuan Industry Area Phase 2, Dayang Development Zone, Fuyong, Baoan, Shenzhen, China

Tel: 0755-23085934

Fax: 0755-23086272

E-mail: Wangsw@sunchip-tech.com

FCC Statement

Changes or modifications not expressly approved by the party responsible for compliance could void the user's authority to operate the equipment.

This equipment has been tested and found to comply with the limits for a Class B digital device, pursuant to Part 15 of the FCC Rules. These limits are designed to provide reasonable protection against harmful interference in a residential installation. This equipment generates uses and can radiate radio frequency energy and, if not installed and used in accordance with the instructions, may cause harmful interference to radio communications. However, there is no guarantee that interference will not occur in a particular installation. If this equipment does cause harmful interference to radio or television reception, which can be determined by turning the equipment off and on, the user is encouraged to try to correct the interference by one or more of the following measures:

- Reorient or relocate the receiving antenna.
- Increase the separation between the equipment and receiver.
- Connect the equipment into an outlet on a circuit different from that to which the receiver is connected.
- Consult the dealer or an experienced radio/TV technician for help

This device complies with part 15 of the FCC rules. Operation is subject to the following two conditions (1) this device may not cause harmful interference, and (2) this device must accept any interference received, including interference that may cause undesired operation.

This equipment should be installed and operated with a minimum distance of 20 centimeters between the radiator and your body.

DECLARATION OF CONFORMITY

I hereby declare that the product

Product:

Product Name: 8" iDisplay

Model: UITH108-B02, UITH108-B03, UITH108-B04, UITH108-B05, UITH108-B06, UITH108-B07, UITH108-B08, UITH108-C02, UITH108-C03, UITH108-C04, UITH108-C05, UITH108-C06, UITH108-C07, UITH108-C08, UITH108-D02, UITH108-D03, UITH108-D04, UITH108-D05, UITH108-D06, UITH108-D07, UITH108-D08, UITH108-E02, UITH108-E03, UITH108-E04, UITH108-E05, UITH108-E06, UITH108-E07, UITH108-E08, RS-TS8B0

Brand Name: **OUTFORM**

Hardware Version: J8

Software Version: AD-j8-32-7-sw0.2-20200615

Accessories:

Adapter Information:

Model: TDX-1202000

Input: AC 100-240V, 50/60Hz, 0.6A

Output: DC 12V, 2.0A

Manufacturer: Shenzhen Teng Da Xing Electron Co., Ltd.

(Name of product, type or model, batch or serial number)

satisfies all the technical regulations applicable to the product within the scope of Council Directives 2014/53/EU, 2014/35/EU and 2014/30/EU; and declare that the same application has not been lodged with any other notified body.

EN 62368-1 :2014+A11:2017

EN62311:2008

Draft ETSI EN 301 489-17 V3.2.2 (2019-12)

ETSI EN 301 489-1 V2.2.3 (2019-11)

ETSI EN 300 328 V2.2.2 (2019-07)

(Title(s) of regulations, standards, etc.)

All essential radio test suites have been carried out.

NOTIFIED BODY: MiCOM Labs Inc

- Address:

575 Boulder Court,

Pleasanton, California 94566

USA

Identification Number: 2280

MANUFACTURER or AUTHORISED REPRESENTATIVE:

- Address:

Outform Science & Technology (Shenzhen) Co., Ltd.

Unit 3, 1st Floor, Huada Building, Gongye 3rd Road, Yanshan Community, Zhaoshang Subdistrict, Nanshan District, Shenzhen, China 518067

This declaration is issued under the sole responsibility of the manufacturer and, if applicable, his authorised representative.

Point of contact:

Ronen Simhi, 0086-755-83236715 / +0086-755-83236725

(Name, telephone and fax number)

2020-07-27

(Place, date of issue)

(Signature)

Ronen Simhi, GM

(Name and title in block letters)