

# 3 in 1 wireless charger

## Product Manual

### Product Introduction

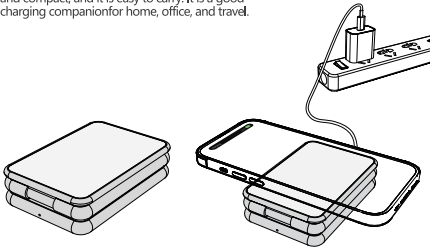
#### Thanks for choosing us!

This product is a multifunctional and foldable magnetic wireless charger, which can wirelessly charge mobile phones, earbuds, and watch at the same time. It is a convenient and portable 3-in-1 wireless charger. Please read the manual carefully before using the product, and keep it properly for checking.

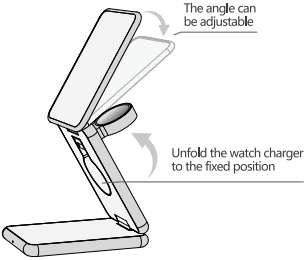
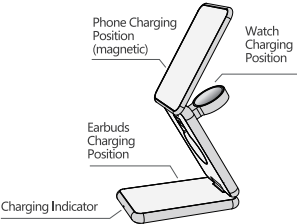
### Using Instructions

#### 1 This product has two forms: folding form and unfolded stand form.

1. Folding form: In the folded state, after connecting to the power supply, the top of the charger can charge the mobile phone (or earbuds with a wireless charging case) flatly. The foldable 3 in 1 wireless charger is small and compact, and it is easy to carry. It is a good charging companion for home, office, and travel.



2. Unfolded stand form: unfold the charger as shown in the figure (the charging position is marked in the figure), after connecting to the power supply, the charger enters into the standby state, and the indicator is shown as blue.

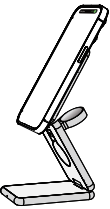


### Three Device Charging Models

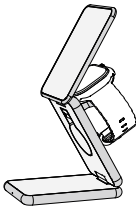
\*The angle of the phone charging position can be adjusted arbitrarily, and the user can self-adjust according to comfort. After placing the phone (with magnetic adsorption function) on the phone (magnetic) charging position, the phone will automatically attract and start charging, and the indicator is shown as green and keep on (As shown figure 1)

\*Watch charging position: As shown in the figure 2, first unfold the watch charger to a fixed position, then place the Watch on the charging position to charge (As shown figure 2)

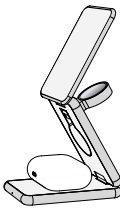
\*After placing the earbuds (with wireless charging case) on the earbuds charging position, the earbuds start to charge, the indicator is shown as green, and keep on (As shown figure 3)



(figure 1)



(figure 2)



(figure 3)

#### 2 Foreign Object Detection Function

When a wireless charging area senses a metal foreign object or the position of the mobile phone is misplaced, it will start the FOD warning function, and the indicator will shown as blue light flashes continuously; after placing the phone in the correct position or removing the metal foreign objects, the normal charging state can be restored.

### Product Specification

Input	5.0V~3.0A 9.0V~3A
Output	Output-1:Phone5W/7.5W/10W/15W(max) Output-2:TWS 5W(max) Output-3:Watch 2.5W(max)
Frequency	115~205KHz
Efficiency	≥80%
Product Size	61mm*90mm*22.6mm

### Note

1. Do not hit this product, throw it into fire or water to avoid short
2. Do not place this product in a high or low temperature, or humid environment (temperature range -10°C~+40°C)
3. Please keep wireless charger away from implanted medical equipment (pacemaker, implantable cochlea, etc.) at least 20cm to avoid potential interference to medical equipment.
4. Please keep the product away from children reachment to avoid accidents.
5. Please use the standard accessories of this product. If this product is damaged due to the use of non-standard accessories, it is not covered by the warranty.
6. Do not disassemble the product without permission. If the product is damaged, it will not be covered by the warranty.

### FCC Warning

This device complies with part 15 of the FCC Rules. Operation is subject to the following two conditions: (1) This device may not cause harmful interference, and (2) this device must accept any interference received, including interference that may cause undesired operation.

Any Changes or modifications not expressly approved by the party responsible for compliance could void the user's authority to operate the equipment.

**Note:** This equipment has been tested and found to comply with the limits for a Class B digital device, pursuant to part 15 of the FCC Rules. These limits are designed to provide reasonable protection against harmful interference in a residential installation. This equipment generates uses and can radiate radio frequency energy and, if not installed and used in accordance with the instructions, may cause harmful interference to radio communications. However, there is no guarantee that interference will not occur in a particular installation. If this equipment does cause harmful interference to radio or television reception, which can be determined by turning the equipment off and on, the user is encouraged to try to correct the interference by one or more of the following measures:

- Reorient or relocate the receiving antenna.
- Increase the separation between the equipment and receiver.
- Connect the equipment into an outlet on a circuit different from that to which the receiver is connected.
- Consult the dealer or an experienced radio/TV technician for help.

This equipment complies with FCC radiation exposure limits set forth for an uncontrolled environment. This equipment should be installed and operated with minimum distance 20cm between the radiator & your body.

CE RoHS  
MADE IN CHINA