

FCC ID: 2ANMU-WP10

Test Positions


Left Cheek



Left Tilt 15 Degree




Right Cheek




Right Tilt 15 Degree







Front Side  
(Separation distance of 5mm)



Back Side  
(Separation distance of 5mm)



# FCC ID: 2ANMU-WP10

Left Side (Separation distance of 5mm)	Right Side (Separation distance of 5mm)
 A black rugged smartphone is shown from its left side. A white and green test fixture is attached to the bottom edge. A ruler on the left shows the device's width is approximately 8.5 cm. The 'OUKITEL' logo and a row of yellow LEDs are visible on the side.	 A black rugged smartphone is shown from its right side. A white and green test fixture is attached to the bottom edge. A ruler on the left shows the device's width is approximately 8.5 cm. The 'OUKITEL' logo and a row of yellow LEDs are visible on the side.
Top Side (Separation distance of 5mm)	Bottom Side (Separation distance of 5mm)
 A black rugged smartphone is shown from its top side. A white and green test fixture is attached to the bottom edge. A ruler on the left shows the device's width is approximately 8.5 cm. The camera module is visible on the top edge.	 A black rugged smartphone is shown from its bottom side. A white and green test fixture is attached to the bottom edge. A ruler on the left shows the device's width is approximately 8.5 cm. The 'OUKITEL' logo and a row of yellow LEDs are visible on the bottom edge.

END