

## APPENDIX A

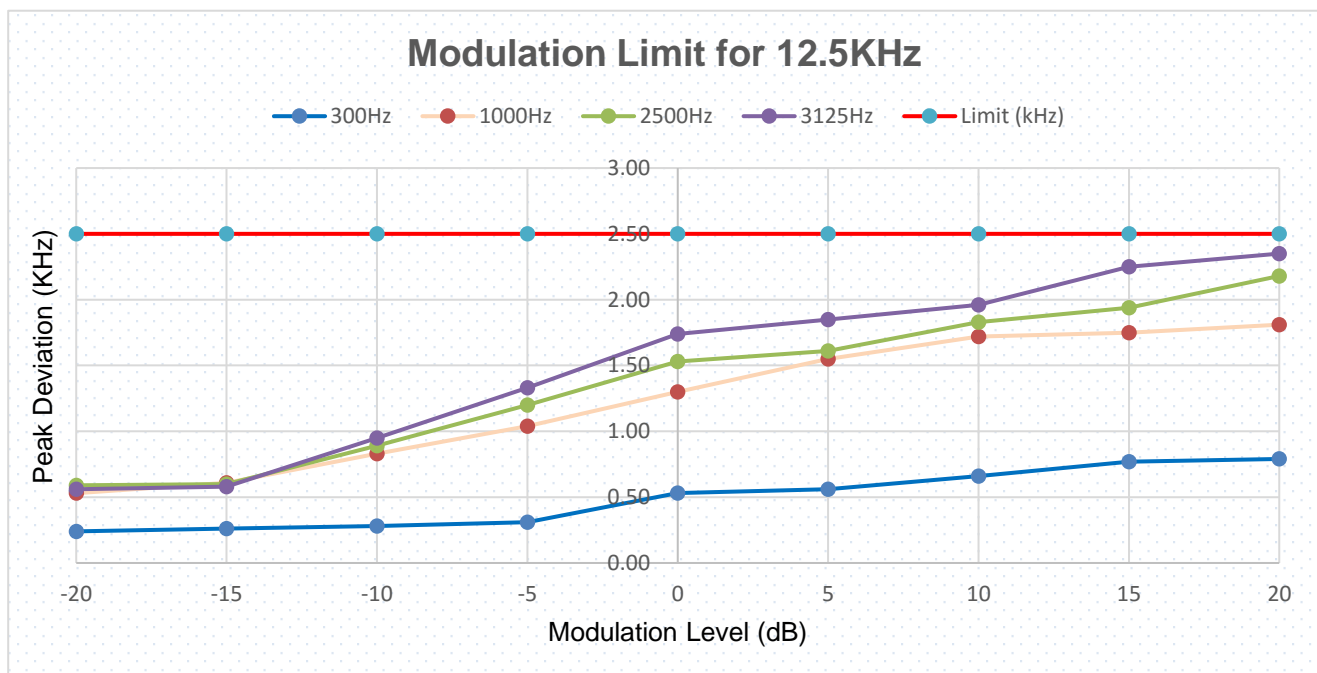
### MAXIMUM TRANSMITTER POWER TEST DATA

Operation Mode	Channel	Frequency (MHz)	ERP (dBm)	ERP (W)	Limits (W)	Margin (W)	Pass/Fail
FRS	1	462.6525	22.55	0.1799	2.00	-1.8201	Pass
	4	462.6375	<b>22.67</b>	0.1849	2.00	-1.8151	Pass
	7	462.7125	22.13	0.1633	2.00	-1.8367	Pass
FRS	8	467.5625	23.60	0.2291	0.50	-0.2709	Pass
	11	467.6375	23.58	0.2280	0.50	-0.2720	Pass
	14	467.7125	<b>23.61</b>	0.2296	0.50	-0.2704	Pass
FRS	15	462.5500	<b>22.85</b>	0.1928	50.00	-49.8072	Pass
	19	462.6500	22.75	0.1884	50.00	-49.8116	Pass
	22	462.7250	21.56	0.1432	50.00	-49.8568	Pass

## APPENDIX B MODULATION LIMIT TEST DATA

FRS: Channel 4						
Modulation Level (dB)	Peak frequency deviation (kHz)				Limit (kHz)	Pass / Fail
	300Hz	1000Hz	2500Hz	3125Hz		
-20	0.24	0.53	0.59	0.56	2.50	Pass
-15	0.26	0.61	0.60	0.58	2.50	Pass
-10	0.28	0.83	0.89	0.95	2.50	Pass
-5	0.31	1.04	1.20	1.33	2.50	Pass
0	0.53	1.30	1.53	1.74	2.50	Pass
5	0.56	1.55	1.61	1.85	2.50	Pass
10	0.66	1.72	1.83	1.96	2.50	Pass
15	0.77	1.75	1.94	2.25	2.50	Pass
20	0.79	1.81	2.18	2.35	2.50	Pass

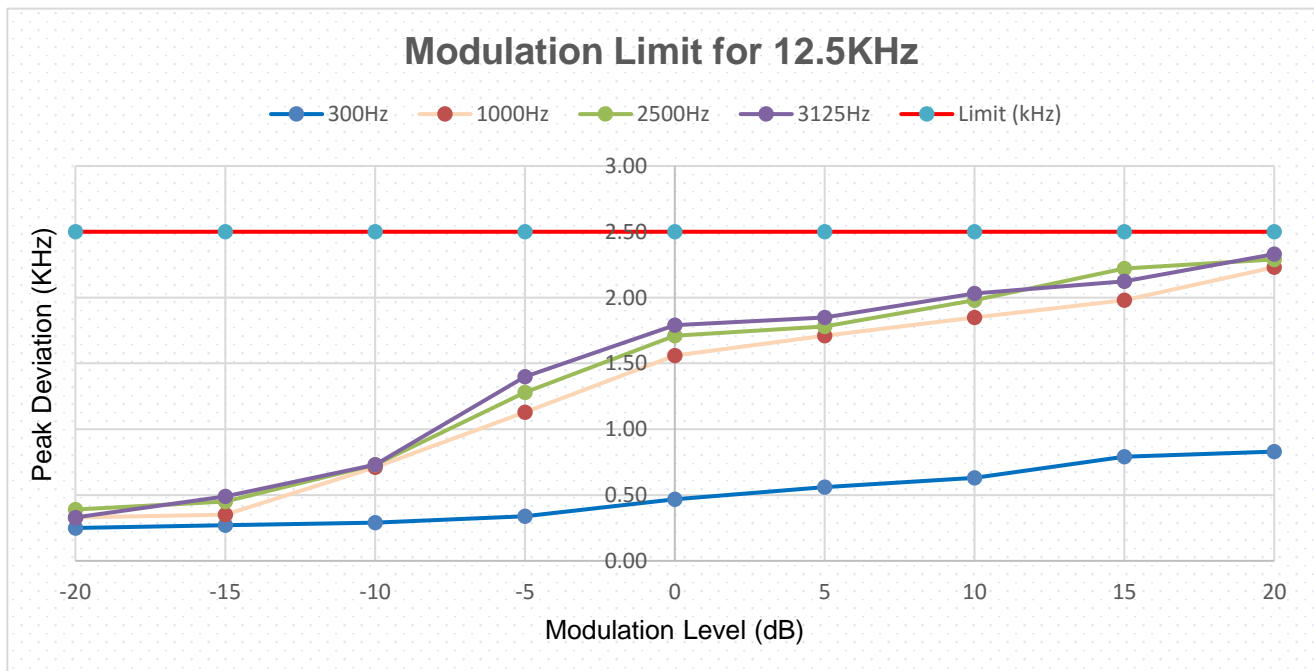
The test plot as follows:



## APPENDIX B MODULATION LIMIT TEST DATA

FRS: Channel 11						
Modulation Level (dB)	Peak frequency deviation (kHz)				Limit (kHz)	Pass / Fail
	300Hz	1000Hz	2500Hz	3125Hz		
-20	0.25	0.33	0.39	0.33	2.50	Pass
-15	0.27	0.35	0.45	0.49	2.50	Pass
-10	0.29	0.71	0.73	0.73	2.50	Pass
-5	0.34	1.13	1.28	1.40	2.50	Pass
0	0.47	1.56	1.71	1.79	2.50	Pass
5	0.56	1.71	1.78	1.85	2.50	Pass
10	0.63	1.85	1.98	2.03	2.50	Pass
15	0.79	1.98	2.22	2.12	2.50	Pass
20	0.83	2.23	2.29	2.33	2.50	Pass

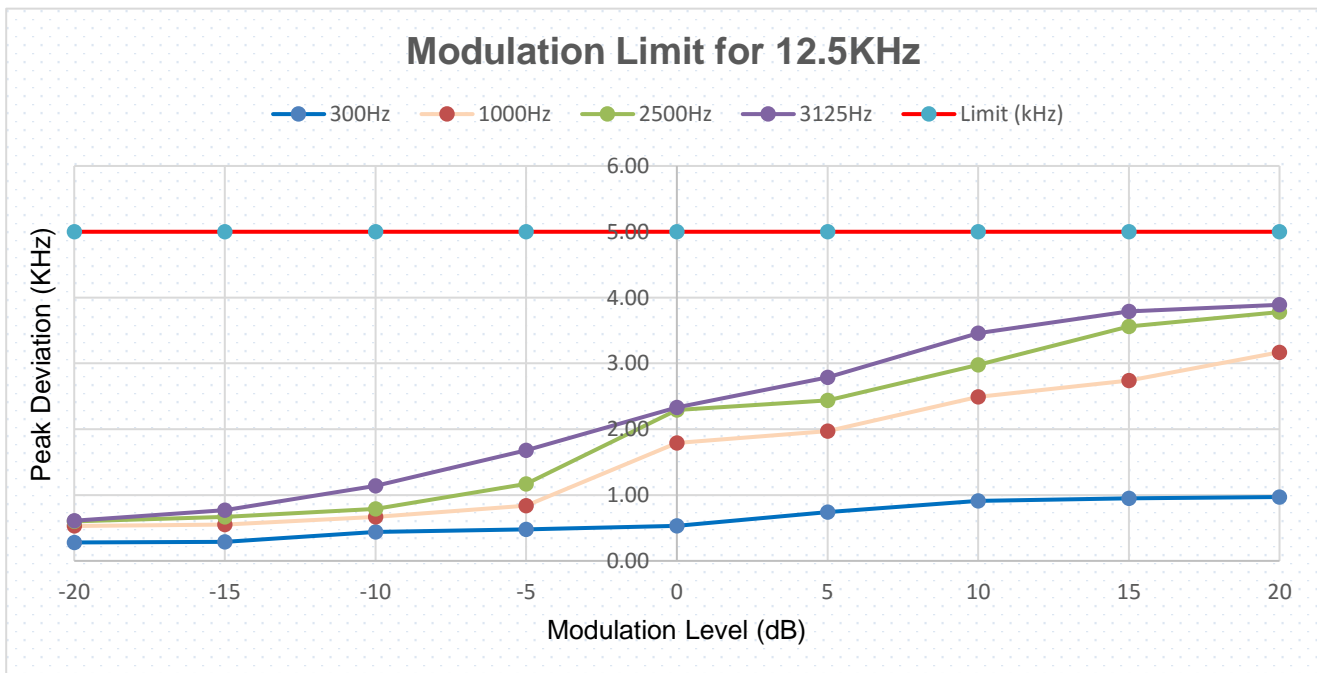
The test plot as follows:



## APPENDIX B MODULATION LIMIT TEST DATA

FRS: Channel 19						
Modulation Level (dB)	Peak frequency deviation (kHz)				Limit (kHz)	Pass / Fail
	300Hz	1000Hz	2500Hz	3125Hz		
-20	0.28	0.53	0.60	0.61	5.00	Pass
-15	0.29	0.55	0.67	0.77	5.00	Pass
-10	0.44	0.67	0.79	1.14	5.00	Pass
-5	0.48	0.84	1.17	1.68	5.00	Pass
0	0.53	1.79	2.29	2.33	5.00	Pass
5	0.74	1.97	2.44	2.79	5.00	Pass
10	0.91	2.49	2.98	3.46	5.00	Pass
15	0.95	2.74	3.56	3.79	5.00	Pass
20	0.97	3.17	3.78	3.89	5.00	Pass

The test plot as follows:



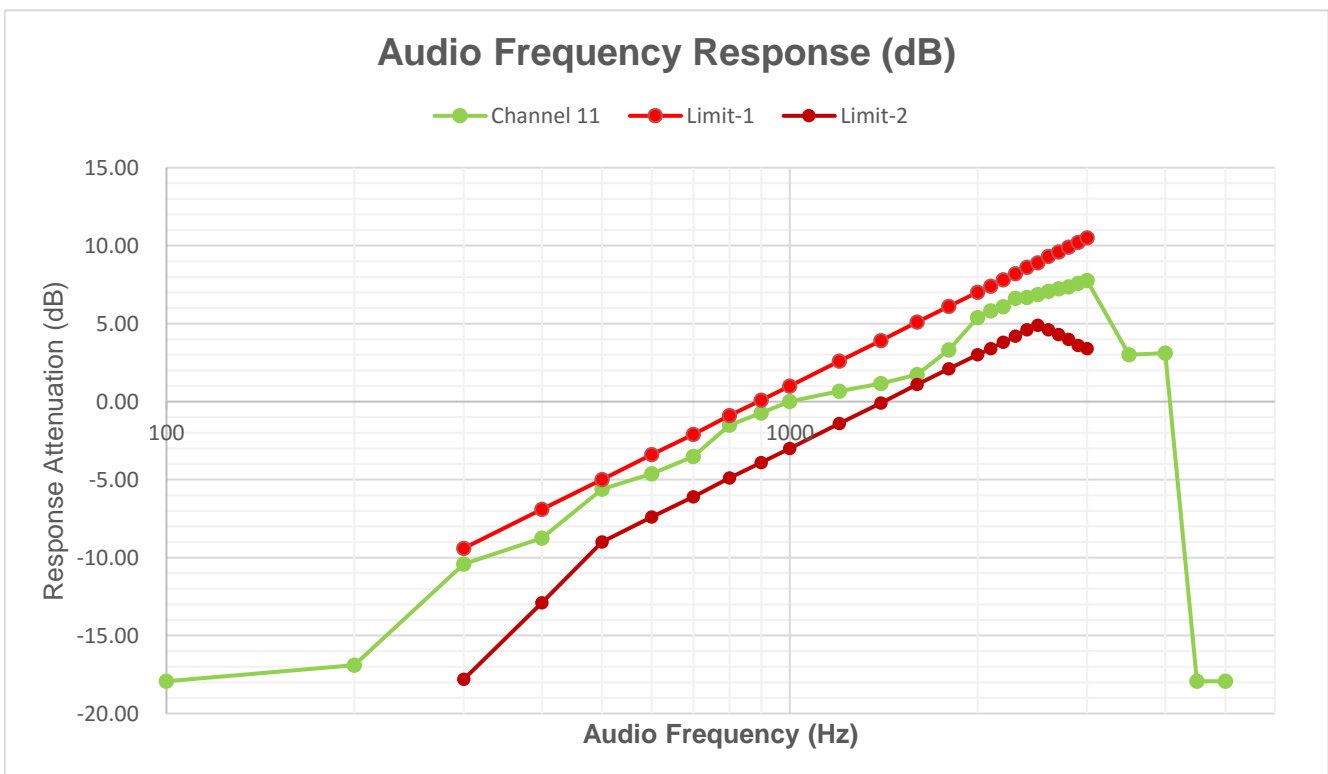
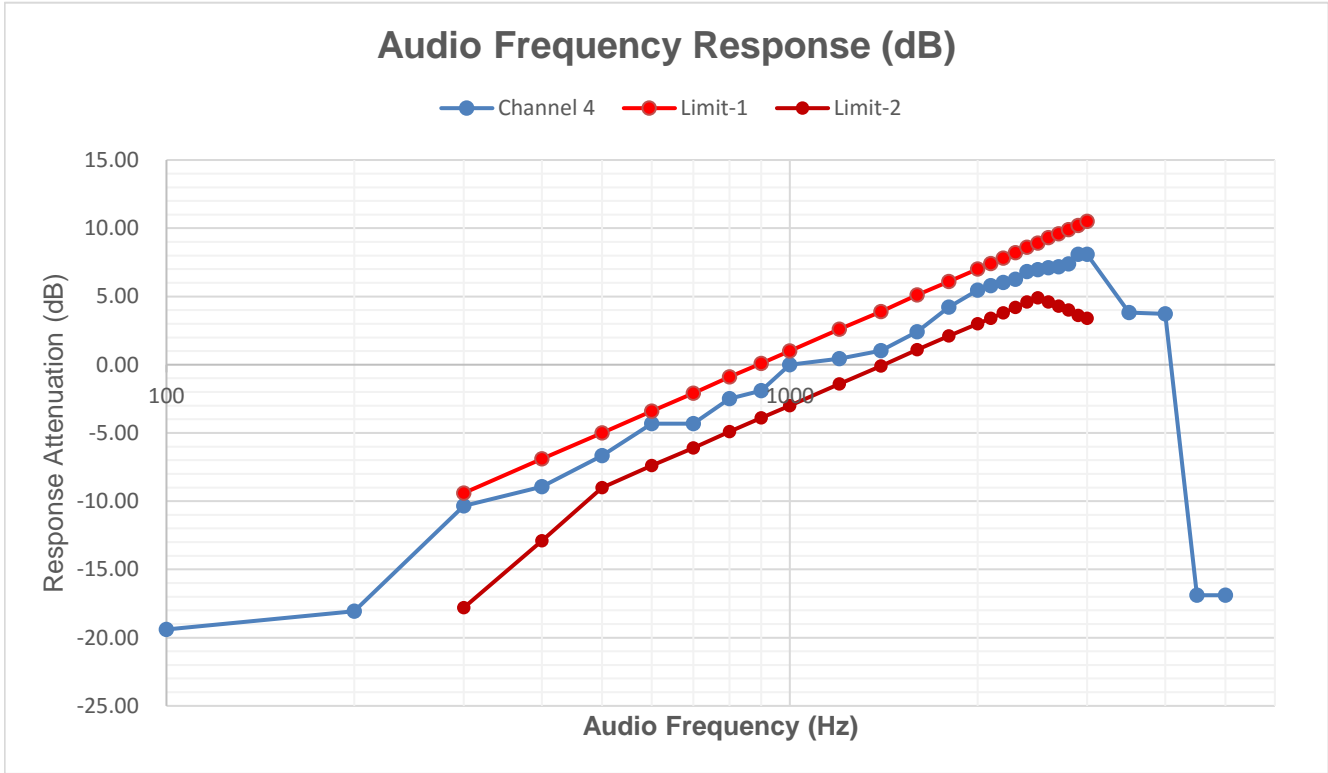
## APPENDIX C

### AUDIO FREQUENCY RESPONSE TEST DATA

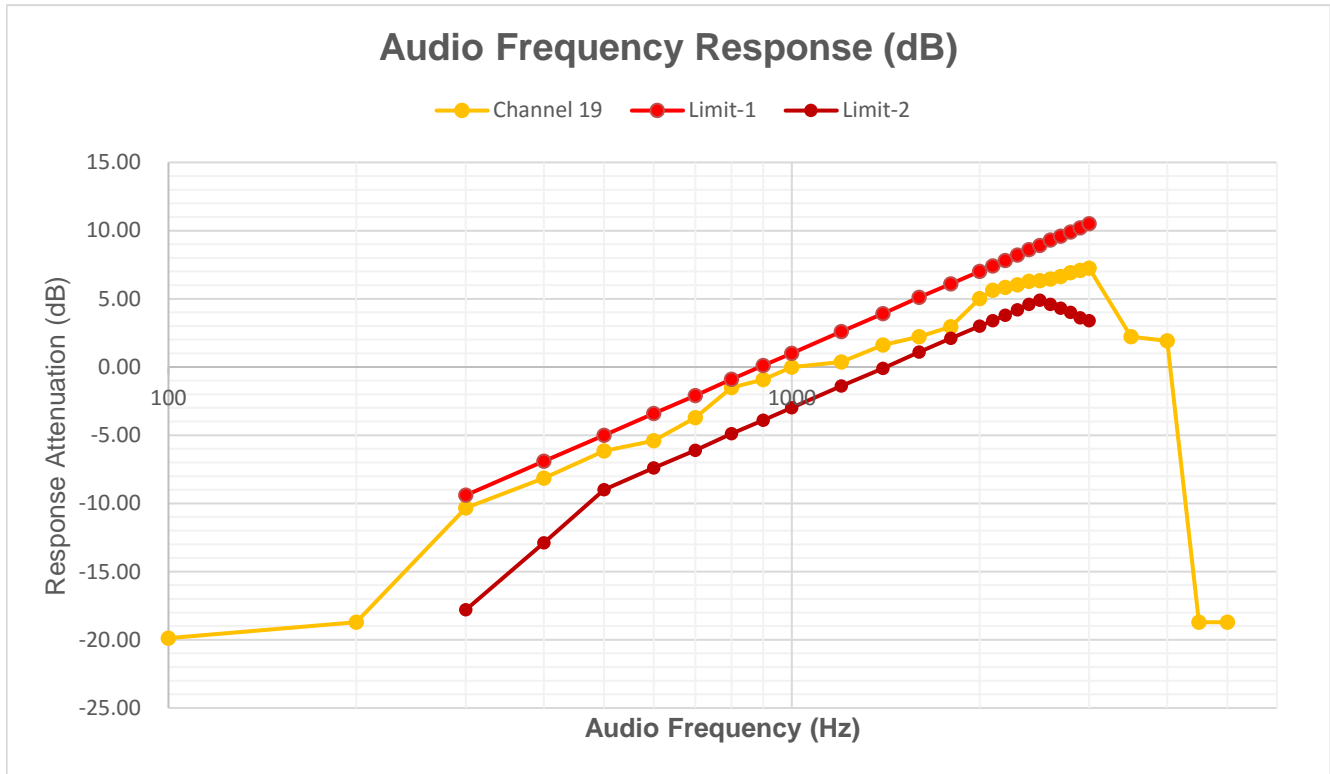
Audio Frequency (Hz)	Frequency Deviation			Audio Frequency Response (dB)			Limit-1	Limit-2
	Channel 4	Channel 11	Channel 19	Channel 4	Channel 11	Channel 19		
100	0.06	0.08	0.07	-19.40	-17.93	-19.88		
200	0.07	0.09	0.08	-18.06	-16.90	-18.72		
300	0.17	0.19	0.21	-10.35	-10.41	-10.33	-9.40	-17.80
400	0.20	0.23	0.27	-8.94	-8.75	-8.15	-6.90	-12.90
500	0.26	0.33	0.34	-6.66	-5.62	-6.15	-5.00	-9.00
600	0.34	0.37	0.37	-4.33	-4.62	-5.41	-3.40	-7.40
700	0.34	0.42	0.45	-4.33	-3.52	-3.71	-2.10	-6.10
800	0.42	0.53	0.58	-2.50	-1.50	-1.52	-0.90	-4.90
900	0.45	0.58	0.62	-1.90	-0.72	-0.93	0.10	-3.90
1000	0.56	0.63	0.69	0.00	0.00	0.00	1.00	-3.00
1200	0.59	0.68	0.72	0.45	0.66	0.37	2.60	-1.40
1400	0.63	0.72	0.83	1.02	1.16	1.60	3.90	-0.10
1600	0.74	0.77	0.89	2.42	1.74	2.21	5.10	1.10
1800	0.91	0.92	0.97	4.22	3.32	2.96	6.10	2.10
2000	1.05	1.17	1.23	5.46	5.38	5.02	7.00	3.00
2100	1.09	1.23	1.32	5.78	5.81	5.63	7.40	3.40
2200	1.12	1.27	1.35	6.02	6.09	5.83	7.80	3.80
2300	1.15	1.35	1.38	6.25	6.62	6.02	8.20	4.20
2400	1.23	1.36	1.42	6.83	6.68	6.27	8.60	4.60
2500	1.25	1.39	1.43	6.97	6.87	6.33	8.90	4.90
2600	1.27	1.42	1.45	7.11	7.06	6.45	9.30	4.60
2700	1.28	1.45	1.48	7.18	7.24	6.63	9.60	4.30
2800	1.31	1.47	1.53	7.38	7.36	6.92	9.90	4.00
2900	1.42	1.51	1.56	8.08	7.59	7.09	10.20	3.60
3000	1.42	1.54	1.59	8.08	7.76	7.25	10.50	3.40
3500	0.87	0.89	0.89	3.83	3.00	2.21		
4000	0.86	0.90	0.86	3.73	3.10	1.91		
4500	0.08	0.08	0.08	-16.90	-17.93	-18.72		
5000	0.08	0.08	0.08	-16.90	-17.93	-18.72		
<b>Pass/Fail</b>	<b>Pass</b>							

## APPENDIX C AUDIO FREQUENCY RESPONSE TEST DATA

The test plot as follows:



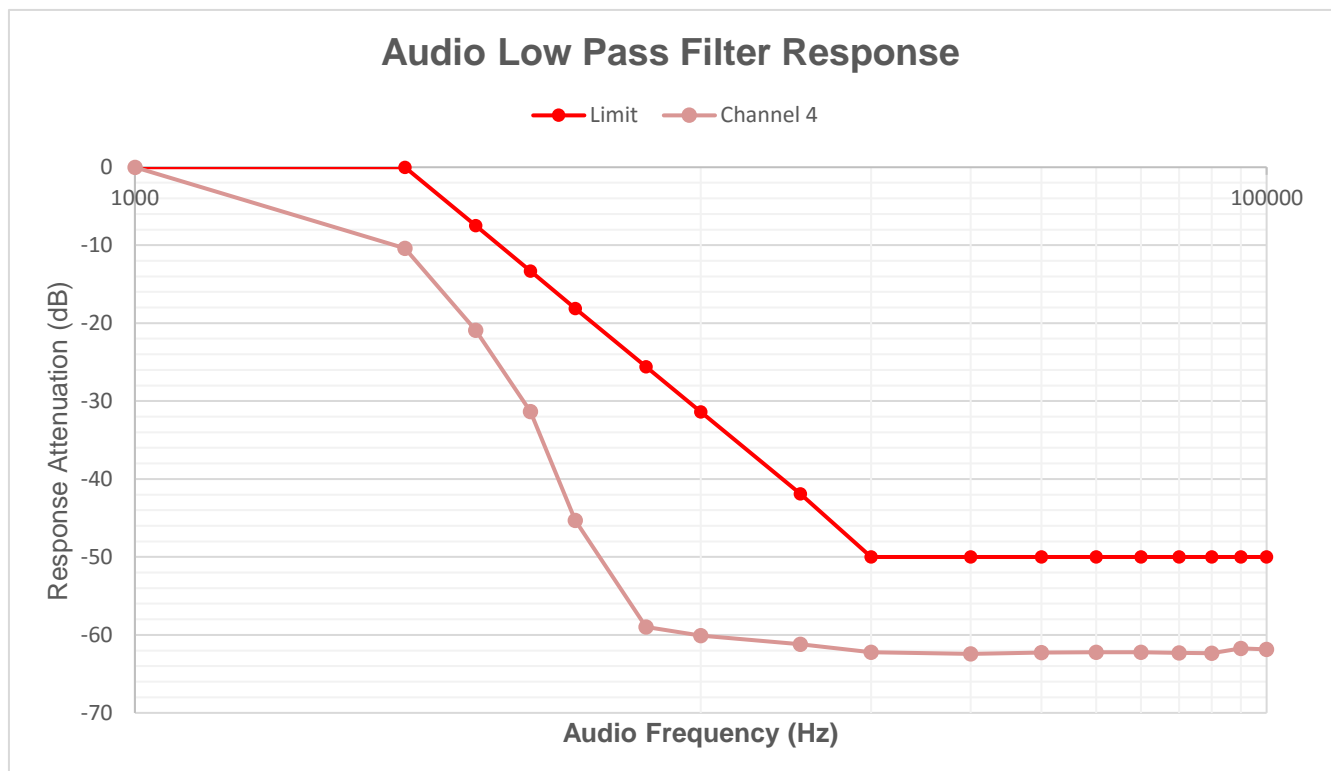
APPENDIX C  
AUDIO FREQUENCY RESPONSE TEST DATA



## APPENDIX D AUDIO LOW PASS FILTER RESPONSE TEST DATA

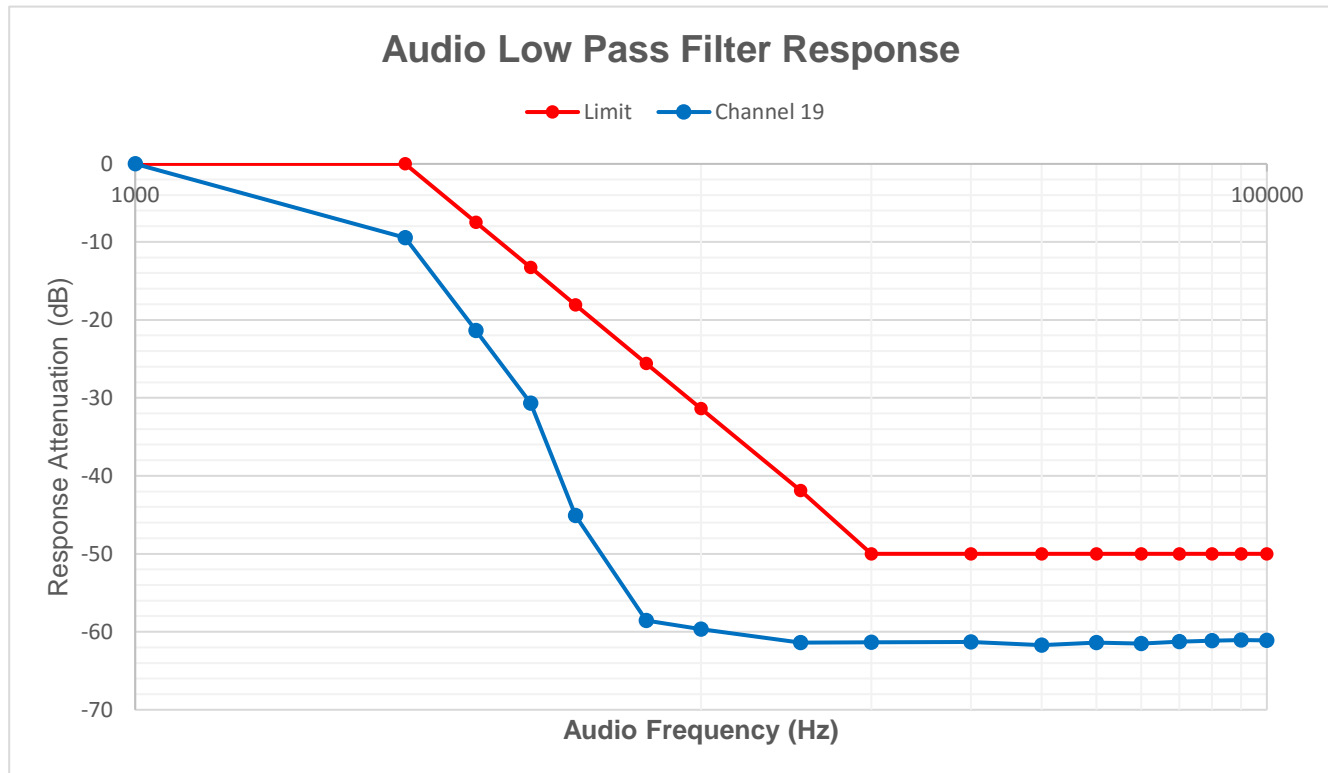
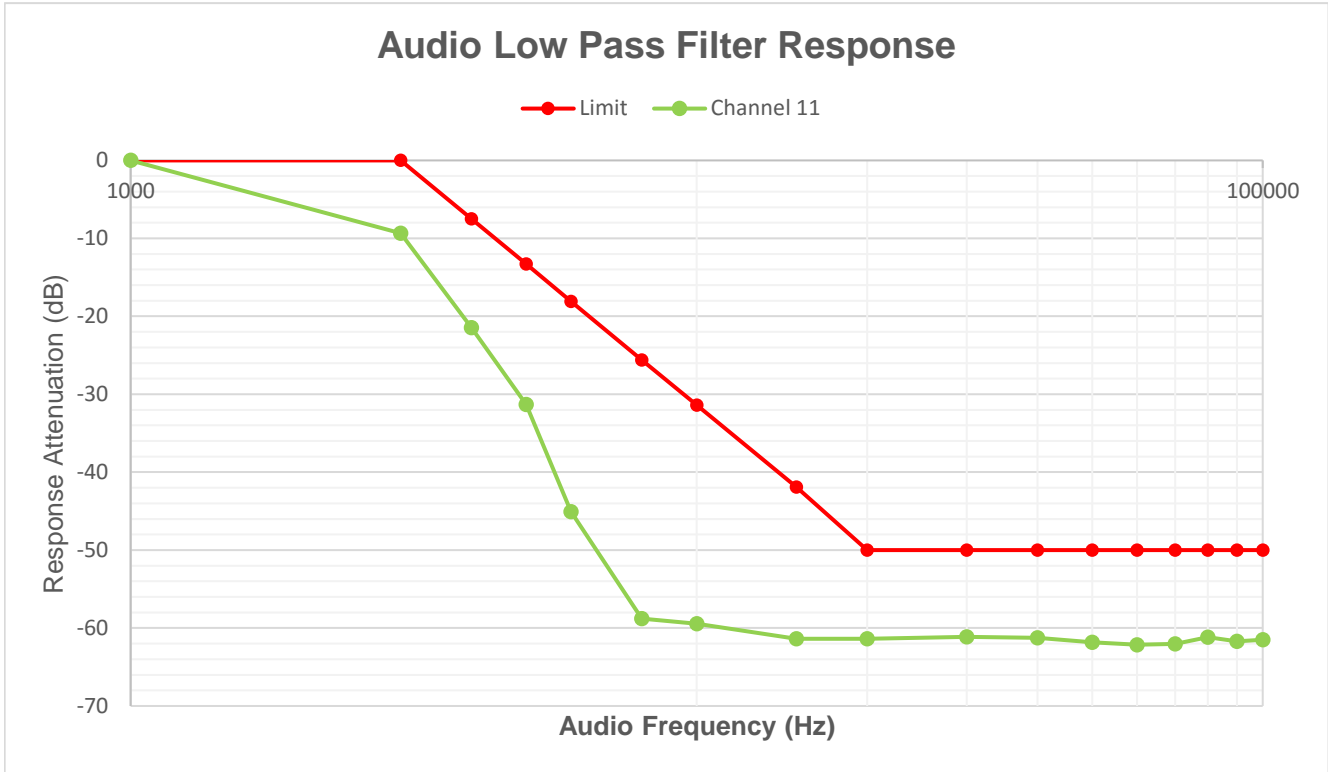
Audio Frequency (Hz)	Measured value (dB)			Response Attenuation (dB)			Limit	Pass/Fail
	Channel 4	Channel 11	Channel 19	Channel 4	Channel 11	Channel 19		
1000	-0.15	-0.35	-0.49	0.00	0.00	0.00	0.00	Pass
3000	-10.55	-9.69	-9.97	-10.41	-9.34	-9.48	0.00	Pass
4000	-21.06	-21.83	-21.88	-20.91	-21.48	-21.39	-7.50	Pass
5000	-31.48	-31.67	-31.19	-31.33	-31.32	-30.70	-13.30	Pass
6000	-45.47	-45.42	-45.60	-45.32	-45.07	-45.11	-18.10	Pass
8000	-59.12	-59.16	-59.05	-58.98	-58.81	-58.56	-25.60	Pass
10000	-60.25	-59.80	-60.17	-60.11	-59.45	-59.68	-31.40	Pass
15000	-61.35	-61.74	-61.89	-61.20	-61.39	-61.40	-41.90	Pass
20000	-62.38	-61.75	-61.85	-62.23	-61.40	-61.36	-50.00	Pass
30000	-62.58	-61.50	-61.81	-62.43	-61.15	-61.32	-50.00	Pass
40000	-62.40	-61.59	-62.20	-62.25	-61.24	-61.71	-50.00	Pass
50000	-62.35	-62.20	-61.87	-62.20	-61.85	-61.38	-50.00	Pass
60000	-62.39	-62.49	-61.98	-62.24	-62.14	-61.49	-50.00	Pass
70000	-62.44	-62.39	-61.76	-62.29	-62.04	-61.27	-50.00	Pass
80000	-62.49	-61.51	-61.61	-62.34	-61.16	-61.12	-50.00	Pass
90000	-61.88	-62.07	-61.56	-61.73	-61.72	-61.07	-50.00	Pass
100000	-62.02	-61.84	-61.58	-61.87	-61.48	-61.09	-50.00	Pass

The test plot as follows:





## APPENDIX D AUDIO LOW PASS FILTER RESPONSE TEST DATA



## APPENDIX E FREQUENCY STABILITY TEST DATA

FRS_ Channel 4 (462.637500 MHz)					
Temp.	Voltage	Measured Frequency	Frequency Drift	Limit	Pass/Fail
(°C)		(MHz)	(ppm)	(ppm)	
50	VN	462.637485	-0.0324	2.5	Pass
40		462.637456	-0.0951	2.5	Pass
30		462.637476	-0.0519	2.5	Pass
20		462.637436	-0.1383	2.5	Pass
10		462.637456	-0.0951	2.5	Pass
0		462.637435	-0.1405	2.5	Pass
-10		462.637424	-0.1643	2.5	Pass
-20		462.637446	-0.1167	2.5	Pass
TN		VL	462.637439	-0.1319	2.5
	VH	462.637438	-0.1340	2.5	Pass

FRS_ Channel 11 (467.637500 MHz)					
Temp.	Voltage	Measured Frequency	Frequency Drift	Limit	Pass/Fail
(°C)		(MHz)	(ppm)	(ppm)	
50	VN	467.637443	-0.1219	2.5	Pass
40		467.637434	-0.1411	2.5	Pass
30		467.637453	-0.1005	2.5	Pass
20		467.637442	-0.1240	2.5	Pass
10		467.637464	-0.0770	2.5	Pass
0		467.637446	-0.1155	2.5	Pass
-10		467.637437	-0.1347	2.5	Pass
-20		467.637476	-0.0513	2.5	Pass
TN		VL	467.637435	-0.1390	2.5
	VH	467.637436	-0.1369	2.5	Pass

## APPENDIX E FREQUENCY STABILITY TEST DATA

FRS_Channel 19 (462.650000 MHz)					
Temp.	Voltage	Measured Frequency	Frequency Drift	Limit	Pass/Fail
(°C)		(MHz)	(ppm)	(ppm)	
50	VN	462.649958	-0.0908	5.00	Pass
40		462.649973	-0.0584	5.00	Pass
30		462.649949	-0.1102	5.00	Pass
20		462.649960	-0.0865	5.00	Pass
10		462.649984	-0.0346	5.00	Pass
0		462.649957	-0.0929	5.00	Pass
-10		462.649965	-0.0757	5.00	Pass
-20		462.649946	-0.1167	5.00	Pass
TN		VL	462.649937	-0.1362	5.00
	VH	462.649936	-0.1383	5.00	Pass