

Appendix A

RF Test Data for BT(BLE) (Conducted Measurement)

Product Name: Bluetooth Beacon

Trade Mark: Feasycom

Test Model: FSC-BP108

FCC ID: 2AMWOFSC-BP108

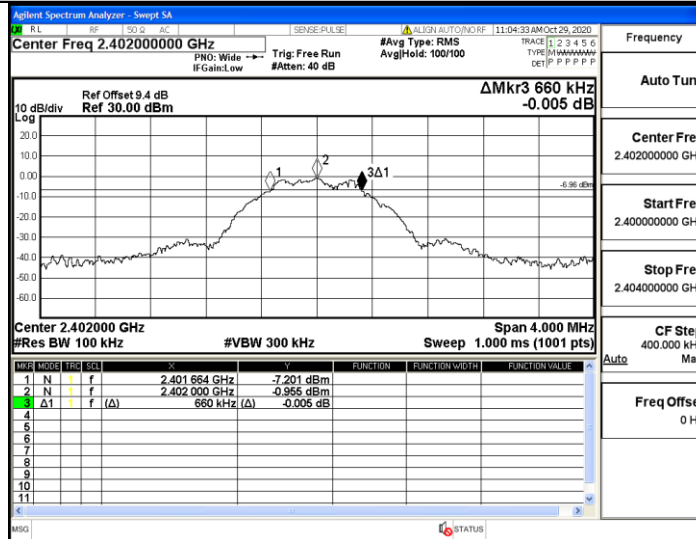
Environmental Conditions

Temperature:	22.8° C
Relative Humidity:	60%
ATM Pressure:	100.0 kPa
Test Engineer:	Nancy Li
Supervised by:	Hugo Chen
NOTE	N/A

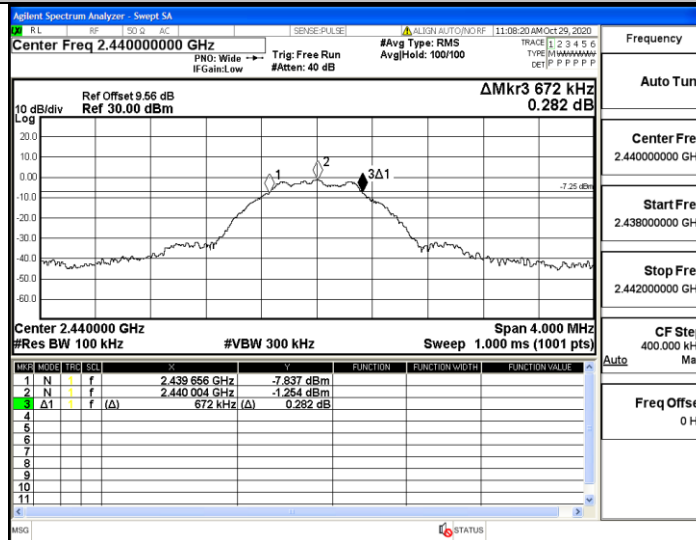
A.1. 6dB Bandwidth

TestMode	Antenna	Channel	DTS BW [MHz]	FL[MHz]	FH[MHz]	Limit[MHz]	Verdict
BLE_1M	Ant1	2402	0.660	2401.664	2402.324	0.5	PASS
		2440	0.672	2439.656	2440.328	0.5	PASS
		2480	0.676	2479.652	2480.328	0.5	PASS

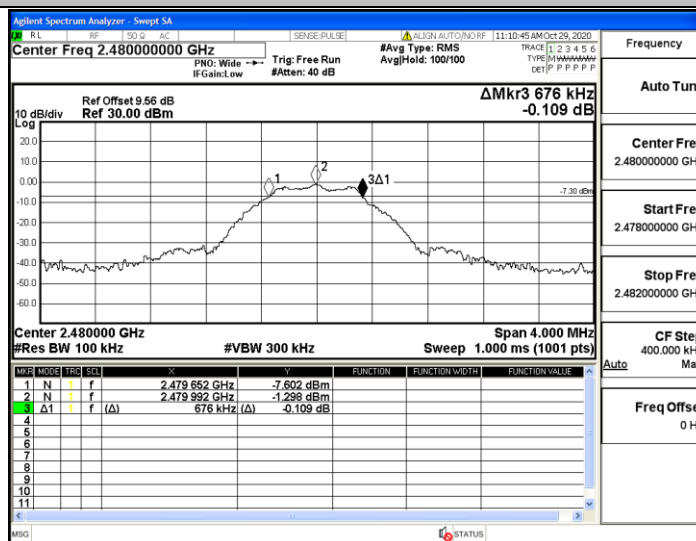
BLE_1M_Ant1_2402



BLE_1M_Ant1_2440



BLE_1M_Ant1_2480



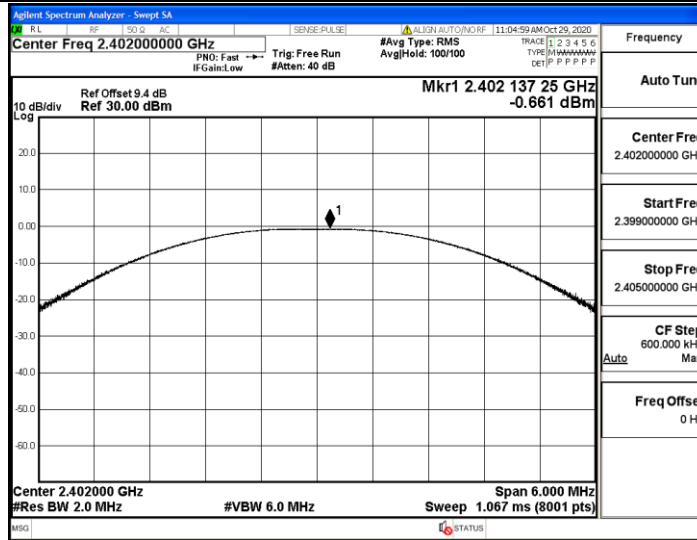
A.2. Occupied Bandwidth

Test Mode	Test Channel	Ant	OBW[MHz]	Limit[MHz]	Verdict
-----------	--------------	-----	----------	------------	---------

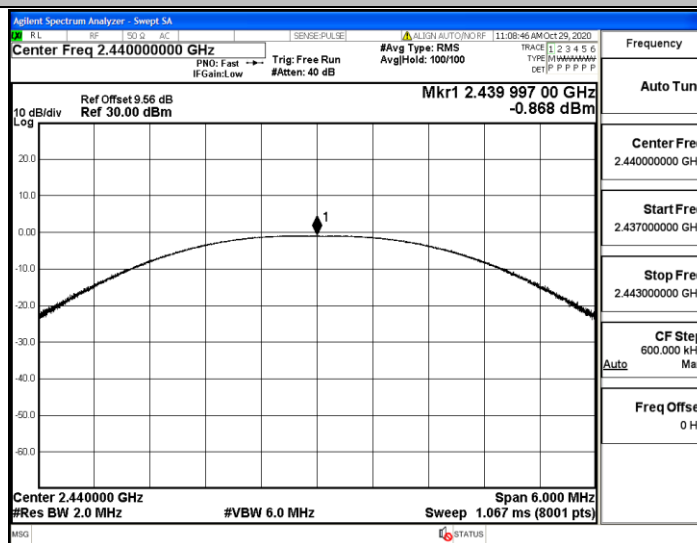
A.3. Maximum peak conducted output power

TestMode	Antenna	Channel	Result[dBm]	Limit[dBm]	Verdict
BLE_1M	Ant1	2402	-0.66	<=30	PASS
		2440	-0.87	<=30	PASS
		2480	-1.00	<=30	PASS

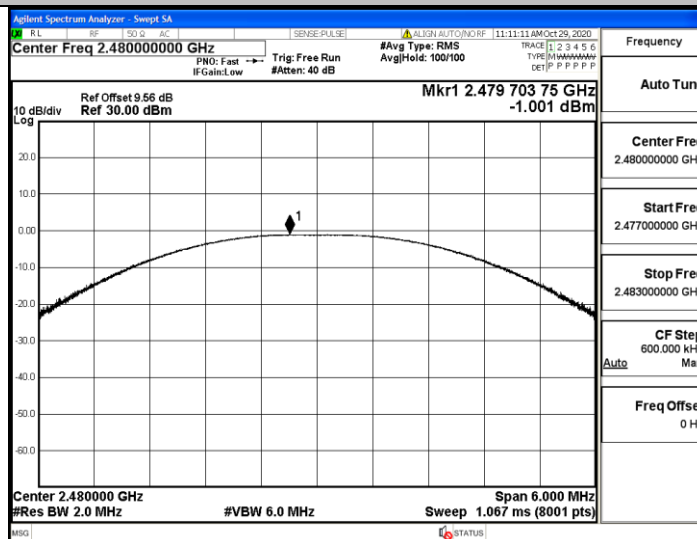
BLE_1M_Ant1_2402



BLE_1M_Ant1_2440



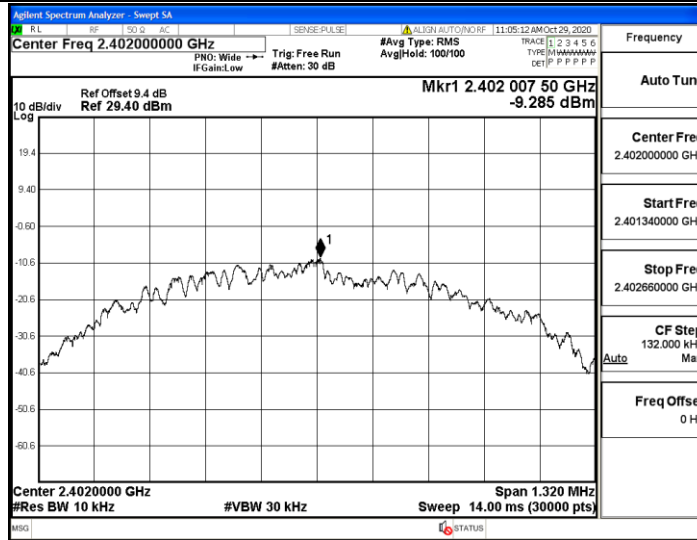
BLE_1M_Ant1_2480



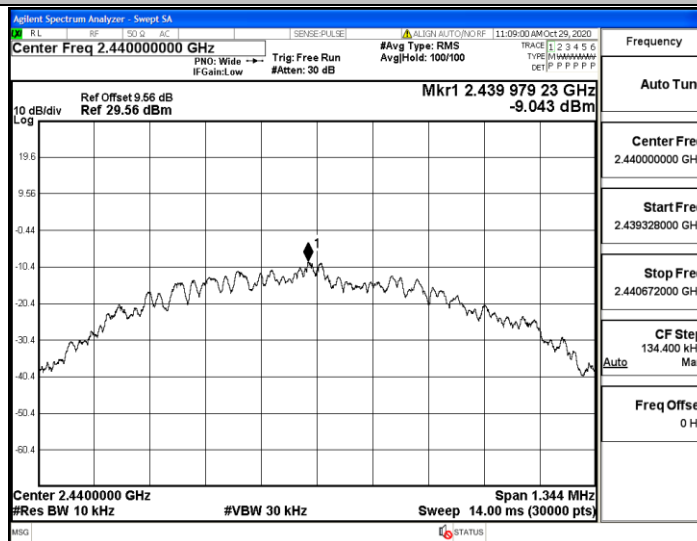
A.4. Maximum Peak power spectral density

TestMode	Antenna	Channel	Result[dBm/3-100kHz]	Limit[dBm/3kHz]	Verdict
BLE_1M	Ant1	2402	-9.29	<=8	PASS
		2440	-9.05	<=8	PASS
		2480	-6.37	<=8	PASS

BLE_1M_Ant1_2402



BLE_1M_Ant1_2440



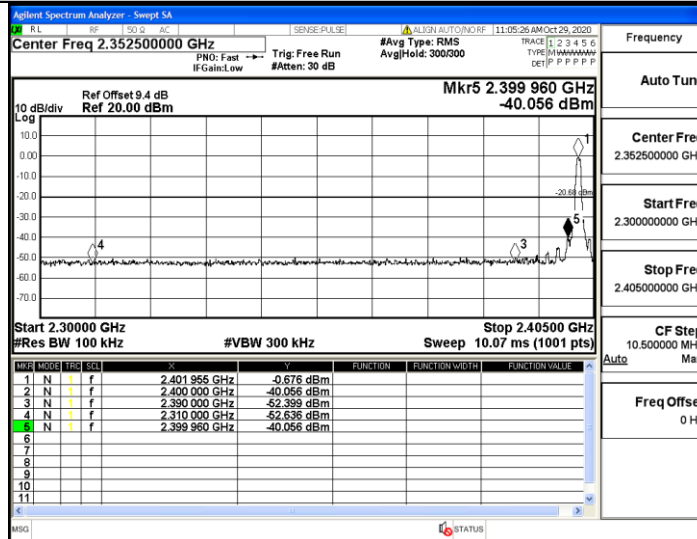
BLE_1M_Ant1_2480



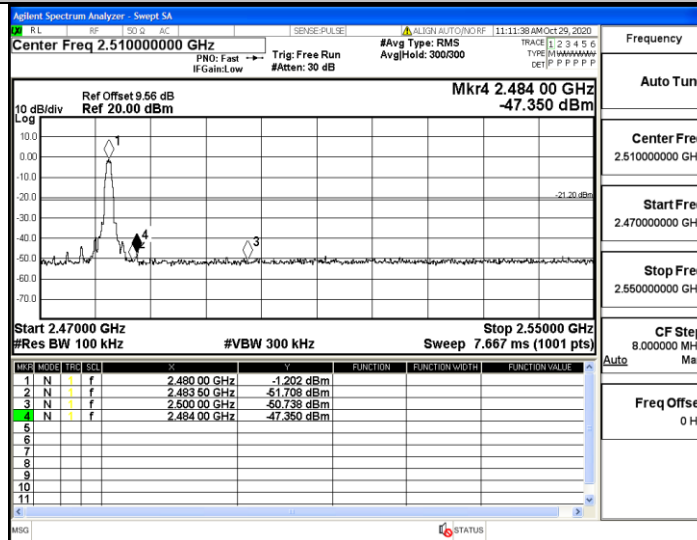
A.5. Band-edge for RF Conducted Emissions

TestMode	Antenna	ChName	Channel	RefLevel[dBm]	Result[dBm]	Limit[dBm]	Verdict
BLE_1M	Ant1	Low	2402	-0.68	-40.06	<=-20.68	PASS
		High	2480	-1.20	-47.35	<=-21.2	PASS

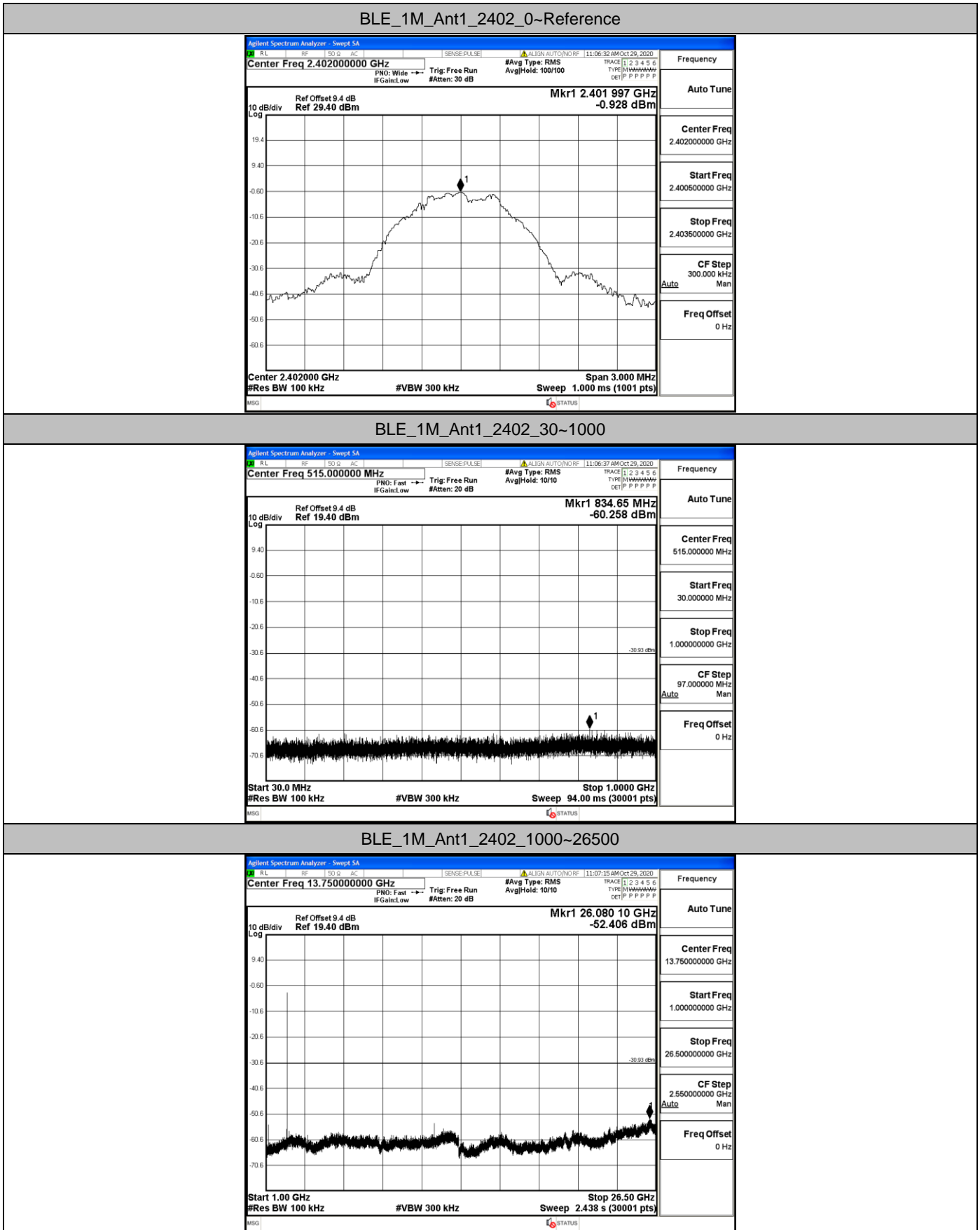
BLE_1M_Ant1_Low_2402



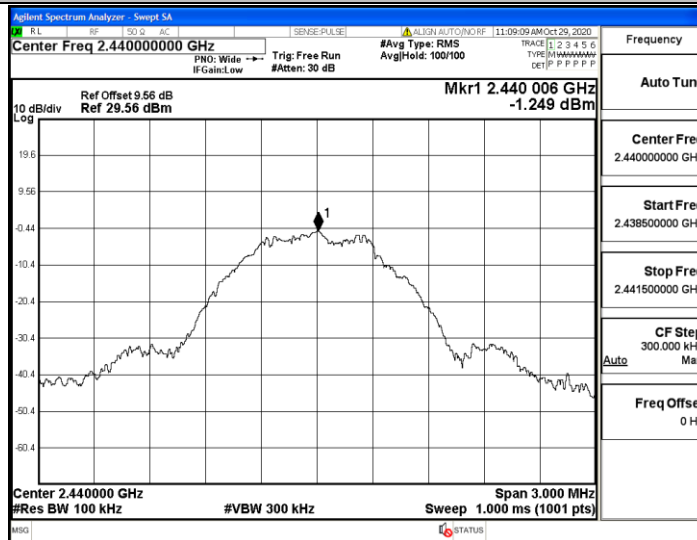
BLE_1M_Ant1_High_2480



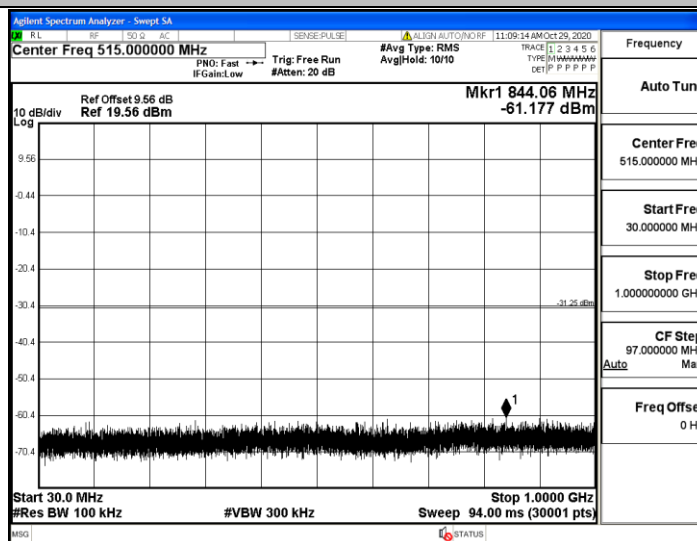
A.6. RF Conducted Spurious Emissions



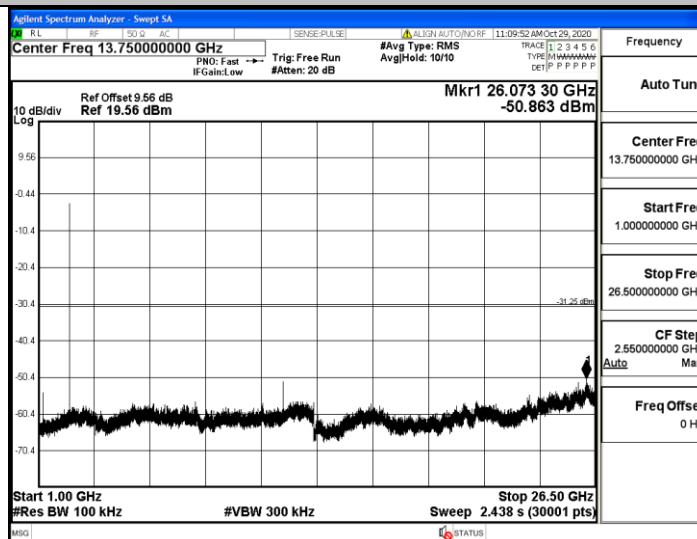
BLE_1M_Ant1_2440_0~Reference



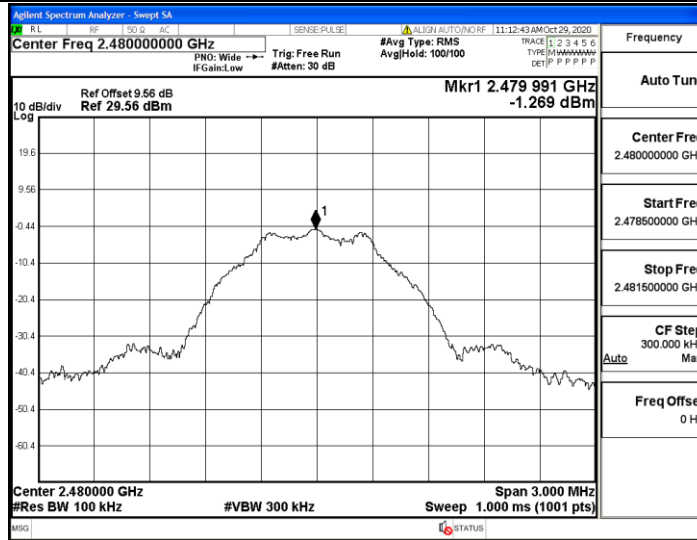
BLE_1M_Ant1_2440_30~1000



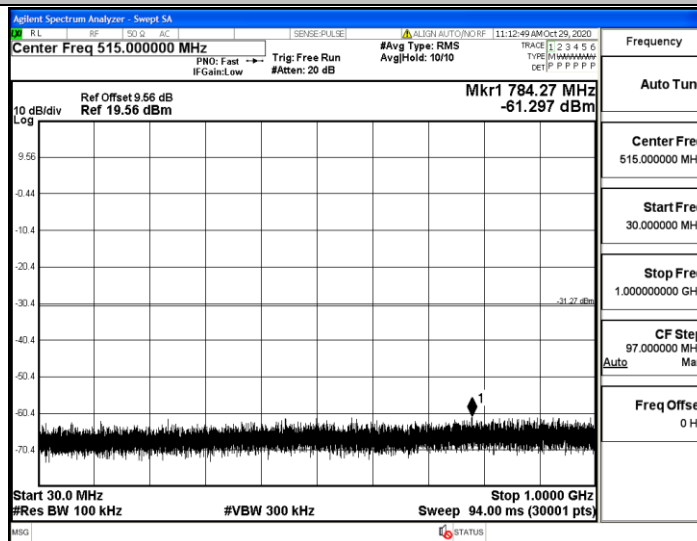
BLE_1M_Ant1_2440_1000~26500



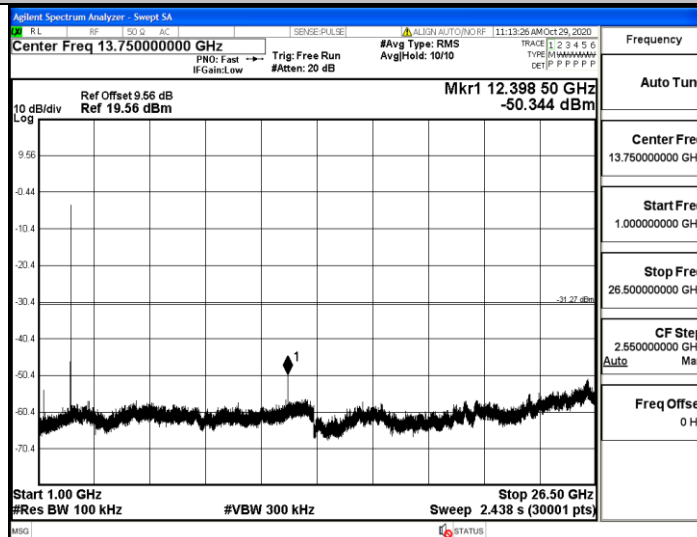
BLE_1M_Ant1_2480_0~Reference



BLE_1M_Ant1_2480_30~1000

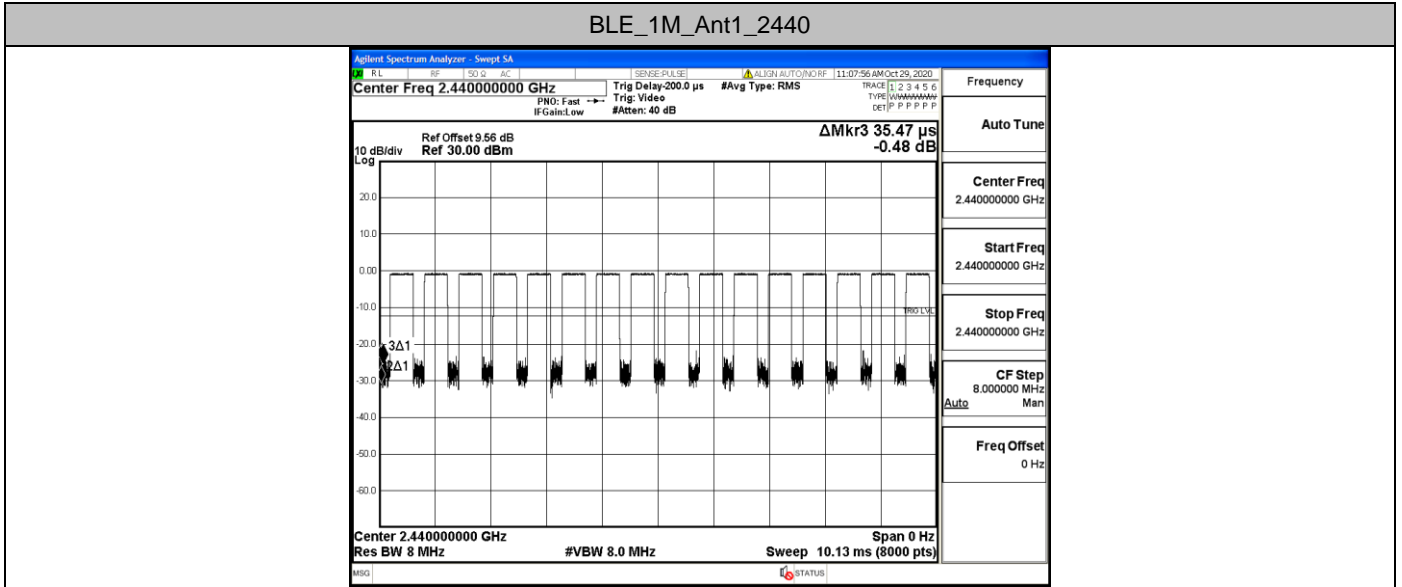


BLE_1M_Ant1_2480_1000~26500



A.7. Duty Cycle

Test Mode	Test	Ant	Duty Cycle[%]	Transmission Duration [ms]	1/B Minimum VBW (KHz)	Verdict
BLE(1Mbps)	2440	Ant1	67.15	0.37	2.7	PASS

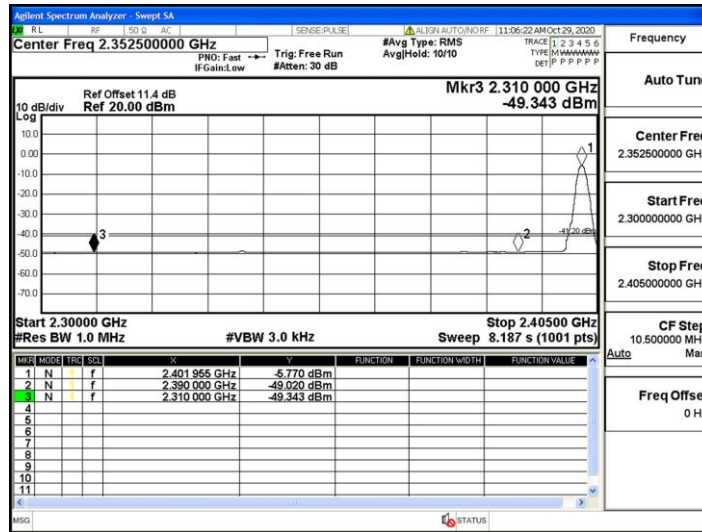


A.8. Restrict-band band-edge measurements

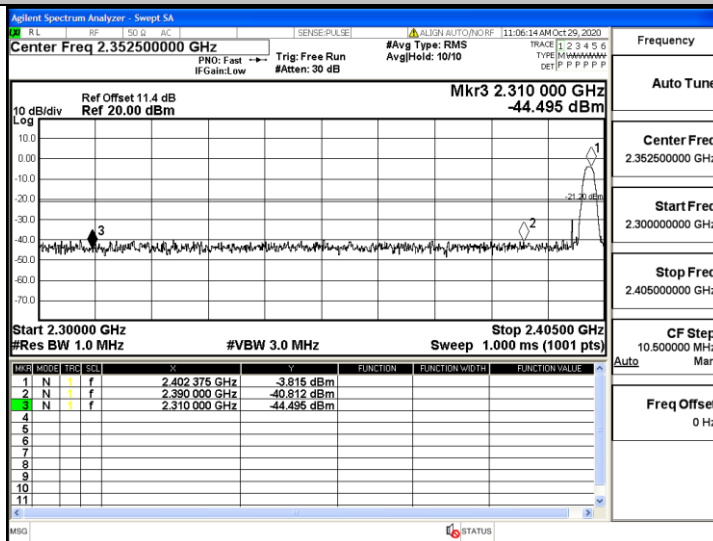
TestMode	Antenna	ChName	Channel	Detector	Freq. [MHz]	Result [dBm]	Limit [dBm]	Verdict
BLE_1M	Ant1	Low	2402	AV	2310.000	-49.34	<=-41.20	PASS
				AV	2390.000	-49.02	<=-41.20	PASS
				Peak	2310.000	-44.5	<=-21.20	PASS
				Peak	2390.000	-40.81	<=-21.20	PASS
		High	2480	AV	2483.500	-47.75	<=-41.20	PASS
				AV	2500.000	-48.39	<=-41.20	PASS
				Peak	2483.500	-47.84	<=-21.20	PASS
				Peak	2500.000	-44.61	<=-21.20	PASS

1. The Antenna Gain is compensated in the graph with 2dBi and Antenna Gain which is Higher.
2. The limit in dBm for average detector is conversion from 54dBuV/m, according to 15.209(a). The limit in dBm for peak detector is 20dB above the limit of average detector in dBm.

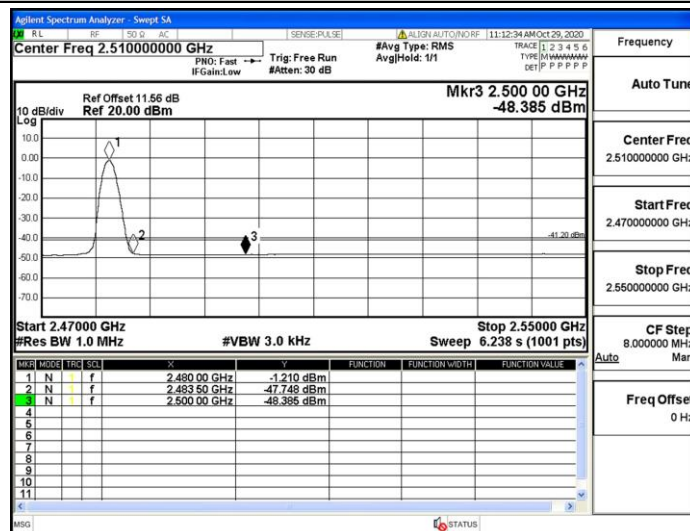
BLE_1M_Ant1_Low_2402_AV



BLE_1M_Ant1_Low_2402_Peak



BLE_1M_Ant1_High_2480_AV



BLE_1M_Ant1_High_2480_Peak

