







Annex 2: Photographs of Measurement Setup's  
to  
**TEST REPORT**  
No.: 6-0082-11-1-2c

According to:  
**FCC Regulations**  
Part 15.107 & 15.111, Part 15.109 Class B  
**IC-Regulations**  
**RSS-132 Issue 2 & RSS-133 Issue 5**  
RSS-Gen, Issue 3

for  
**u-blox AG**


RF Data-Module LISA-U200  
*FCC-ID: XPYLISAU200*  
*IC-ID: 8595A-LISAU200*

Laboratory Accreditation and Listings			
 Deutsche Akkreditierungsstelle  D-PL-12047-01-01	 FEDERAL COMMUNICATIONS COMMISSION USA  Reg. No.: 736496 MRA US-EU 0003	 Industry Canada  Reg. No.: 3462D-1 3462D-2 3462D-3	  Reg. No.: R-2665, R-2666 C-2914, T-1967 G-301
 <b>LAB CODE 20011130-00</b>			
accredited according to DIN EN ISO/IEC 17025			
<p><b>CETECOM GmbH</b>            Laboratory Radio Communications &amp; Electromagnetic Compatibility            Im Teelbruch 116 • 45219 Essen • Germany            Registered in Essen, Germany, Reg. No.: HRB Essen 8984            Tel.: + 49 (0) 20 54 / 95 19-954 • Fax: + 49 (0) 20 54 / 95 19-964            E-mail: info@cetecom.com • Internet: www.cetecom.com</p>			


## Table of contents

<b>1. PHOTOGRAPHS OF MEASUREMENT SETUP'S .....</b>	<b>3</b>
--	----------


## 1. Photographs of Measurement Setup's



Radiated field strength measurements in the SAR (Semi-Anechoic-Chamber), test setup 1. The letter shall be 'c' instead of 'b'.



Emissions AC Power lines measurements, test setup 3, The letter shall be 'c' instead of 'a'



Conducted RF-measurements at the Radio laboratory 1, test setup 2. The letter shall be 'c' instead of 'a'