Appendix C. Radiated Spurious Emission Test Data

Test Engineer :	Chris Chen	**Relative Humidity :**	41~42%
		Temperature :	22~23℃

Radiated Spurious Emission Test Modes

Mode	Band	Band (GHz)	Antenna	Modulation	Channel	Frequency	Data Rate	RU	Remark
Mode 1	U-NII-1	5.15-5.25	1	802.11a	36	5180	6Mbps	-	-
Mode 2	U-NII-1	5.15-5.25	1	802.11a	44	5220	6Mbps	-	-
Mode 3	U-NII-1	5.15-5.25	1	802.11a	48	5240	6Mbps	-	-
Mode 4	U-NII-2A	5.25-5.35	1	802.11a	52	5280	6Mbps	-	-
Mode 5	U-NII-2A	5.25-5.35	1	802.11a	60	5300	6Mbps	-	-
Mode 6	U-NII-2A	5.25-5.35	1	802.11a	64	5320	6Mbps	-	-
Mode 7	U-NII-2C	5.47-5.725	1	802.11a	100	5500	6Mbps	-	-
Mode 8	U-NII-2C	5.47-5.725	1	802.11a	116	5580	6Mbps	-	-
Mode 9	U-NII-2C	5.47-5.725	1	802.11a	140	5700	6Mbps	-	-
Mode 10	U-NII-1	5.15-5.25	1	802.11n HT20	36	5180	MCS0	-	-
Mode 11	U-NII-1	5.15-5.25	1	802.11n HT20	44	5220	MCS0	-	-
Mode 12	U-NII-1	5.15-5.25	1	802.11n HT20	48	5240	MCS0	-	-
Mode 13	U-NII-2A	5.25-5.35	1	802.11n HT20	52	5260	MCS0	-	-
Mode 14	U-NII-2A	5.25-5.35	1	802.11n HT20	60	5300	MCS0	-	-
Mode 15	U-NII-2A	5.25-5.35	1	802.11n HT20	64	5320	MCS0	-	-
Mode 16	U-NII-2C	5.47-5.725	1	802.11n HT20	100	5500	MCS0	-	-
Mode 17	U-NII-2C	5.47-5.725	1	802.11n HT20	116	5580	MCS0	-	-
Mode 18	U-NII-2C	5.47-5.725	1	802.11n HT20	140	5700	MCS0	-	-
Mode 19	U-NII-1	5.15-5.25	1	802.11n HT40	38	5190	MCS0	-	-
Mode 20	U-NII-1	5.15-5.25	1	802.11n HT40	46	5230	MCS0	-	-

Radiated Spurious Emission Test Modes

Mode	Band	Band (GHz)	Antenna	Modulation	Channel	Frequency	Data Rate	RU	Remark
Mode 21	U-NII-2A	5.25-5.35	1	802.11n HT40	54	5270	MCS0	-	-
Mode 22	U-NII-2A	5.25-5.35	1	802.11n HT40	62	5310	MCS0	-	-
Mode 23	U-NII-2C	5.47-5.725	1	802.11n HT40	102	5510	MCS0	-	-
Mode 24	U-NII-2C	5.47-5.725	1	802.11n HT40	110	5550	MCS0	-	-
Mode 25	U-NII-2C	5.47-5.725	1	802.11n HT40	134	5670	MCS0	-	-
Mode 26	U-NII-3	5.725-5.85	1	802.11a	149	5745	6Mbps	-	-
Mode 27	U-NII-3	5.725-5.85	1	802.11a	157	5785	6Mbps	-	-
Mode 28	U-NII-3	5.725-5.85	1	802.11a	165	5825	6Mbps	-	-
Mode 29	U-NII-3	5.725-5.85	1	802.11n HT20	149	5745	MCS0	-	-
Mode 30	U-NII-3	5.725-5.85	1	802.11n HT20	157	5785	MCS0	-	-
Mode 31	U-NII-3	5.725-5.85	1	802.11n HT20	165	5825	MCS0	-	-
Mode 32	U-NII-3	5.725-5.85	1	802.11n HT40	151	5755	MCS0	-	-
Mode 33	U-NII-3	5.725-5.85	1	802.11n HT40	159	5795	MCS0	-	-
Mode 34	U-NII-3	5.725-5.85	1	802.11a	161	5805	6Mbps	-	-

Summary of each worse mode

Mode	Modulation	Ch.	Freq. (MHz)	Level (dBuV/m)	Limit (dBuV/m)	Margin (dB)	Pol.	Peak Avg.	Result	Remark
1	802.11a	36	5149.92	45.73	54.00	-8.27	H	AVERAGE	Pass	Band Edge
1	802.11a	36	15540.00	50.89	54.00	-3.11	V	AVERAGE	Pass	Harmonic
2	802.11a	44	-	-	-	-	-	-	-	Band Edge
2	802.11a	44	15660.00	50.06	54.00	-3.94	V	AVERAGE	Pass	Harmonic
3	802.11a	48	-	-	-	-	-	-	-	Band Edge
3	802.11a	48	15720.00	50.86	54.00	-3.14	V	AVERAGE	Pass	Harmonic
4	802.11a	52	-	-	-	-	-	-	-	Band Edge
4	802.11a	52	-15780.00	50.60	54.00-	-3.40	V-	AVERAGE -	Pass -	Harmonic
5	802.11a	60	-	-	-	-	-	-	-	Band Edge
5	802.11a	60	10600.01	49.94	54.00	-4.06	V	Average	Pass	Harmonic
6	802.11a	64	5351.64	49.64	54.00	-4.36	H	AVERAGE	Pass	Band Edge
6	802.11a	64	10640.00	48.12	54.00	-5.88	V	AVERAGE	Pass	Harmonic
7	802.11a	100	5465.68	60.02	68.20	-8.18	H	PEAK	Pass	Band Edge
7	802.11a	100	11000.00	48.25	54.00	-5.75	V	AVERAGE	Pass	Harmonic
8	802.11a	116	-	-	-	-	-	-	-	Band Edge
8	802.11a	116	11160.00	50.11	54.00	-3.89	V	AVERAGE	Pass	Harmonic
9	802.11a	140	5729.00	60.22	68.20	-7.98	H	PEAK	Pass	Band Edge
9	802.11a	140	11400.00	49.55	54.00	-4.45	V	AVERAGE	Pass	Harmonic
10	802.11n HT20	36	5149.40	47.90	54.00	-6.10	H	AVERAGE	Pass	Band Edge
10	802.11n HT20	36	15540.00	48.53	54.00	-5.47	V	AVERAGE	Pass	Harmonic
11	802.11n HT20	44	-	-	-	-	-	-	-	Band Edge
11	802.11n HT20	44	15660.00	50.46	54.00	-3.54	V	AVERAGE	Pass	Harmonic

Summary of each worse mode

Mode	Modulation	Ch.	Freq. (MHz)	Level (dBuV/m)	Limit (dBuV/m)	Margin (dB)	Pol.	Peak Avg.	Result	Remark
12	802.11n HT20	48	-	-	-	-	-	-	-	Band Edge
12	802.11n HT20	48	15720.00	50.44	54.00	-3.56	V	AVERAGE	Pass	Harmonic
13	802.11n HT20	52	-	-	-	-	-	-	-	Band Edge
13	802.11n HT20	52	15780.00	49.75	54.00	-4.25	V	AVERAGE	Pass	Harmonic
14	802.11n HT20	60	-	-	-	-	-	-	-	Band Edge
14	802.11n HT20	60	15900.00	50.83	54.00	-3.17	V	AVERAGE	Pass	Harmonic
15	802.11n HT20	64	5350.38	48.88	54.00	-5.12	H	AVERAGE	Pass	Band Edge
15	802.11n HT20	64	15960.00	46.13	54.00	-7.87	V	AVERAGE	Pass	Harmonic
16	802.11n HT20	100	5466.64	62.20	68.20	-6.00	V	PEAK	Pass	Band Edge
16	802.11n HT20	100	11000.00	49.23	54.00	-4.77	V	AVERAGE	Pass	Harmonic
17	802.11n HT20	116	-	-	-	-	-	-	-	Band Edge
17	802.11n HT20	116	11160.00	50.83	54.00	-3.17	V	AVERAGE	Pass	Harmonic
18	802.11n HT20	140	5728.04	68.20	68.20	-3.03	H	PEAK	Pass	Band Edge
18	802.11n HT20	140	17100.00	65.07	68.20	-3.13	V	PEAK	Pass	Harmonic
19	802.11n HT40	38	5149.92	49.70	54.00	-4.30	H	AVERAGE	Pass	Band Edge
19	802.11n HT40	38	15570.00	46.00	54.00	-8.00	V	AVERAGE	Pass	Harmonic
20	802.11n HT40	46	-	-	-	-	-	-	-	Band Edge
20	802.11n HT40	46	15690.00	48.16	54.00	-5.84	V	AVERAGE	Pass	Harmonic
21	802.11n HT40	54	-	-	-	-	-	-	-	Band Edge
21	802.11n HT40	54	15810.00	49.17	54.00	-4.83	V	AVERAGE	Pass	Harmonic
22	802.11n HT40	62	5351.20	50.81	54.00	-3.19	H	AVERAGE	Pass	Band Edge
22	802.11n HT40	62	15930.00	43.66	54.00	-10.34	V	AVERAGE	Pass	Harmonic

Summary of each worse mode

Mode	Modulation	Ch.	Freq. (MHz)	Level (dBuV/m)	Limit (dBuV/m)	Margin (dB)	Pol.	Peak Avg. Quasi-Peak	Result	Remark
23	802.11n HT40	102	5469.68	65.02	68.20	-3.18	H	PEAK	Pass	Band Edge
23	802.11n HT40	102	11020.00	46.24	54.00	-7.76	V	AVERAGE	Pass	Harmonic
24	802.11n HT40	110	-	-	-	-	-	-	-	Band Edge
24	802.11n HT40	110	11100.00	46.94	54.00	-7.06	V	AVERAGE	Pass	Harmonic
25	802.11n HT40	134	5730.68	64.46	68.20	-3.74	H	PEAK	Pass	Band Edge
25	802.11n HT40	134	17010.00	64.44	68.20	-3.76	H	PEAK	Pass	Harmonic
18	802.11n HT20	140	76.56	36.09	40.00	-3.91	H	Quasi-Peak	Pass	LF

Mode	Modulation	Ch.	Freq. (MHz)	Level (dBuV/m)	Limit (dBuV/m)	Margin (dB)	Pol.	Peak Avg. Quasi-Peak	Result	Remark
26	802.11a	149	5606.00	50.40	68.20	-17.80	H	PEAK	Pass	Band Edge
26	802.11a	149	17235.00	64.74	68.20	-3.46	V	PEAK	Pass	Harmonic
27	802.11a	157	-	-	-	-	-	-	-	Band Edge
27	802.11a	157	11570.00	50.76	54.00	-3.24	V	AVERAGE	Pass	Harmonic
28	802.11a	165	5928.80	51.10	68.20	-17.10	H	PEAK	Pass	Band Edge
28	802.11a	165	11650.00	50.65	54.00	-3.35	H	AVERAGE	Pass	Harmonic
29	802.11n HT20	149	5620.00	50.54	68.20	-17.66	H	PEAK	Pass	Band Edge
29	802.11n HT20	149	17238.80	62.50	68.20	-5.70	V	Peak	Pass	Harmonic
30	802.11n HT20	157	-	-	-	-	-	-	-	Band Edge
30	802.11n HT20	157	11570.00	50.35	54.00	-3.65	H	AVERAGE	Pass	Harmonic

31	802.11n HT20	165	5955.60	51.47	68.20	-16.73	H	PEAK	Pass	Band Edge
31	802.11n HT20	165	11650.00	50.89	54.00	-3.11	V	AVERAGE	Pass	Harmonic
32	802.11n HT40	151	5646.19	52.26	68.20	-15.94	H	PEAK	Pass	Band Edge
32	802.11n HT40	151	17265.20	58.76	68.20	-9.44	H	Peak	Pass	Harmonic
33	802.11n HT40	159	5632.40	50.41	68.20	-17.79	H	PEAK	Pass	Band Edge
33	802.11n HT40	159	11590.00	49.42	54.00	-4.58	V	AVERAGE	Pass	Harmonic
34	802.11a	161	5968.40	50.52	68.20	-17.68	H	PEAK	Pass	Band Edge
	802.11a	161	17415.00	57.94	68.20	-10.26	V	PEAK	Pass	Harmonic
31	802.11n HT20	165	168.71	30.01	43.50	-13.49	H	Quasi-Peak	Pass	LF

Mode	1	
	Band Edge	
	U-NII-1_5.15-5.25_802.11a_CH36_5180MHz	
ANT	1	
Pol.	Horizontal	Fundamental
Peak	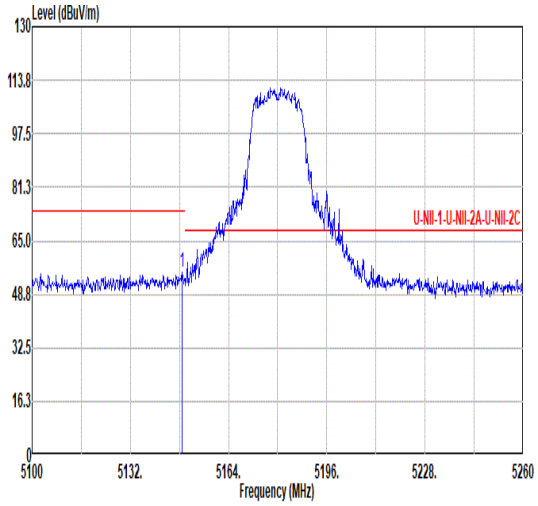 Freq Level Limit Line Over Limit Read Level Ant Factor Cable Loss Preamp Factor Aux Factor APos TPos Remark MHz dBuV/m dBuV/m dB dBuV dB/m dB dB dB cm deg 1 5148.96 55.23 74.00 -18.77 43.04 34.20 9.79 31.80 0.00 100 359 PEAK	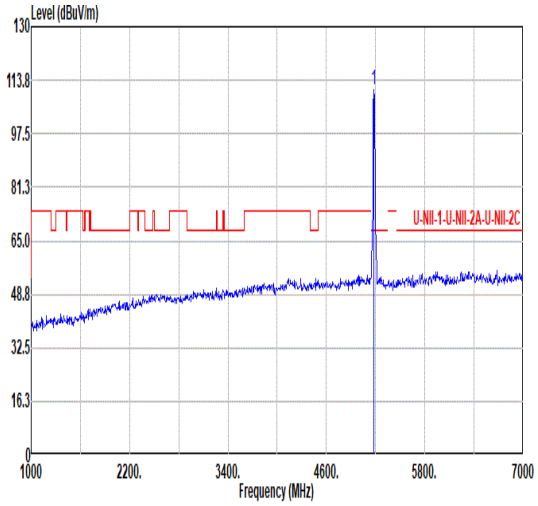 Freq Level Limit Line Over Limit Read Level Ant Factor Cable Loss Preamp Factor Aux Factor APos TPos Remark MHz dBuV/m dBuV/m dB dBuV dB/m dB dB dB cm deg 1 5180.00 111.05 ------ ------ 98.73 34.33 9.81 31.82 0.00 100 359 PEAK
Avg	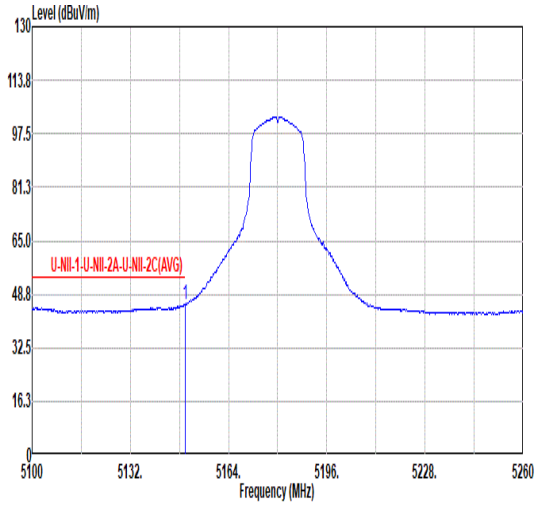 Freq Level Limit Line Over Limit Read Level Ant Factor Cable Loss Preamp Factor Aux Factor APos TPos Remark MHz dBuV/m dBuV/m dB dBuV dB/m dB dB dB cm deg 1 5149.92 45.73 54.00 -8.27 33.54 34.20 9.79 31.80 0.00 100 359 AVERAGE	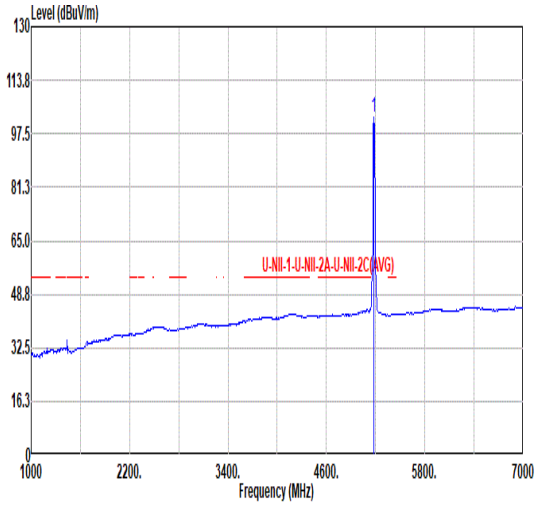 Freq Level Limit Line Over Limit Read Level Ant Factor Cable Loss Preamp Factor Aux Factor APos TPos Remark MHz dBuV/m dBuV/m dB dBuV dB/m dB dB dB cm deg 1 5180.00 102.54 ------ ------ 90.22 34.33 9.81 31.82 0.00 100 359 AVERAGE

Mode	1	
	Band Edge	
	U-NII-1_5.15-5.25_802.11a_CH36_5180MHz	
ANT	1	
Pol.	Vertical	Fundamental
Peak	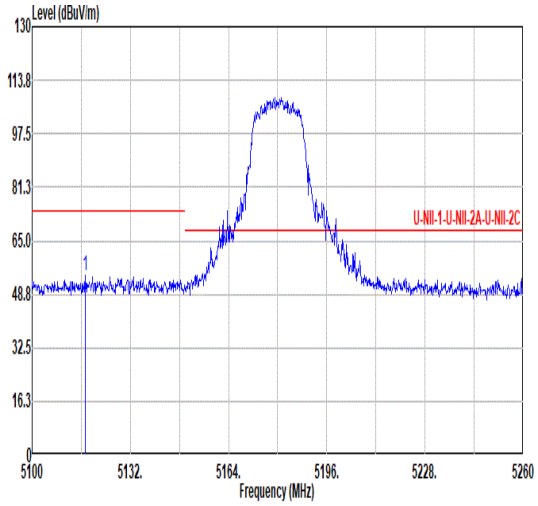 Freq Level Limit Line Over Limit Read Level Ant Factor Cable Loss Preamp Factor Aux Factor APos TPos Remark MHz dBuV/m dBuV/m dB dBuV dB/m dB dB dB cm deg 1 5117.28 54.56 74.00 -19.44 42.38 34.20 9.76 31.78 0.00 351 86 PEAK	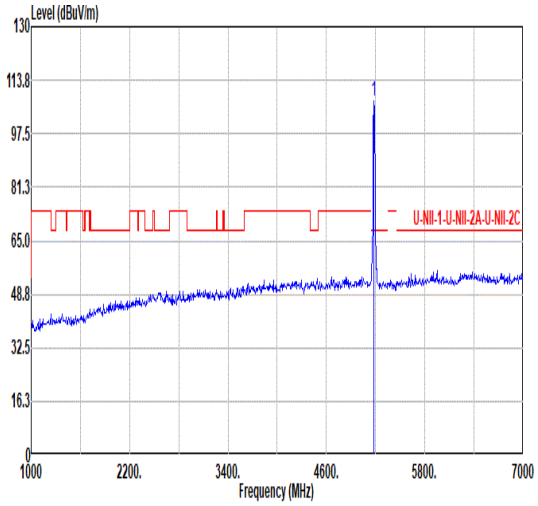 Freq Level Limit Line Over Limit Read Level Ant Factor Cable Loss Preamp Factor Aux Factor APos TPos Remark MHz dBuV/m dBuV/m dB dBuV dB/m dB dB dB cm deg 1 5180.00 107.66 ------ ------ 95.34 34.33 9.81 31.82 0.00 351 86 PEAK
Avg	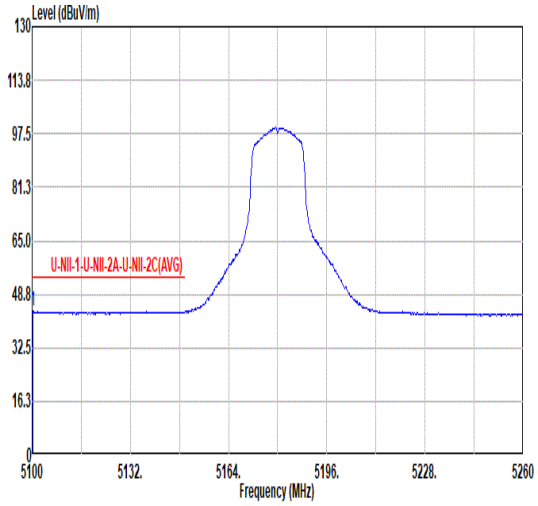 Freq Level Limit Line Over Limit Read Level Ant Factor Cable Loss Preamp Factor Aux Factor APos TPos Remark MHz dBuV/m dBuV/m dB dBuV dB/m dB dB dB cm deg 1 5100.32 43.49 54.00 -10.51 31.32 34.20 9.74 31.77 0.00 351 86 AVERAGE	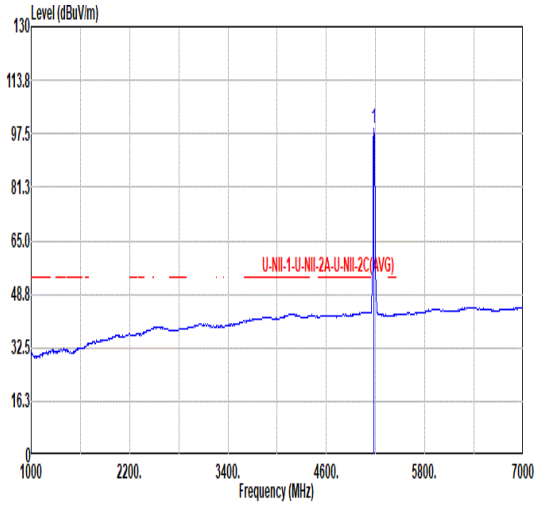 Freq Level Limit Line Over Limit Read Level Ant Factor Cable Loss Preamp Factor Aux Factor APos TPos Remark MHz dBuV/m dBuV/m dB dBuV dB/m dB dB dB cm deg 1 5180.00 99.29 ------ ------ 86.97 34.33 9.81 31.82 0.00 351 86 AVERAGE

Mode	1	
	Harmonic	
	U-NII-1_5.15-5.25_802.11a_CH36_5180MHz	
ANT	1	
Pol.	Horizontal	Vertical
Peak Avg	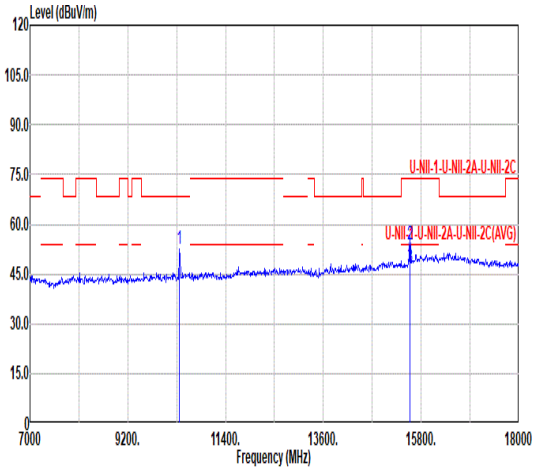 Freq Level Limit Line Margin Read Level Ant Factor Cable Loss Preamp Factor Aux Factor APos TPos Remark MHz dBuV/m dBuV/m dB dBuV dB/m dB dB dB cm deg 1 10360.00 52.58 68.20 -15.62 61.89 37.46 14.13 60.90 0.00 --- --- Peak 2 15540.00 53.80 74.00 -20.20 55.56 40.28 17.52 59.56 0.00 101 59 PEAK 3 15540.00 47.02 54.00 -6.98 48.78 40.28 17.52 59.56 0.00 101 59 AVERAGE	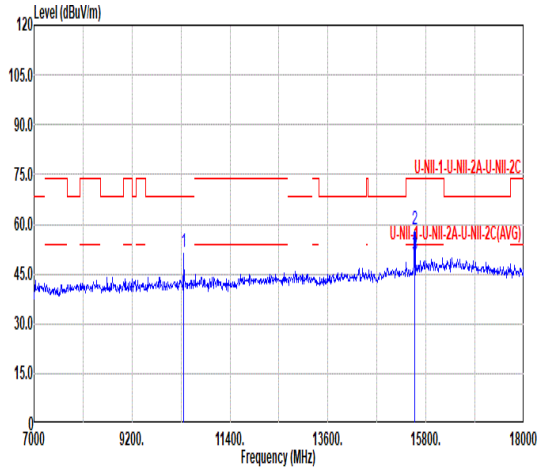 Freq Level Limit Line Margin Read Level Ant Factor Cable Loss Preamp Factor Aux Factor APos TPos Remark MHz dBuV/m dBuV/m dB dBuV dB/m dB dB dB cm deg 1 10360.00 51.54 68.20 -16.66 60.85 37.46 14.13 60.90 0.00 --- --- PEAK 2 15540.00 58.35 74.00 -15.65 60.11 40.28 17.52 59.56 0.00 345 352 PEAK 3 15540.00 50.89 54.00 -3.11 52.66 40.28 17.51 59.56 0.00 345 352 AVERAGE

Mode	2	
	Harmonic	
	U-NII-1_5.15-5.25_802.11a_CH44_5220MHz	
ANT	1	
Pol.	Horizontal	Vertical
Peak Avg	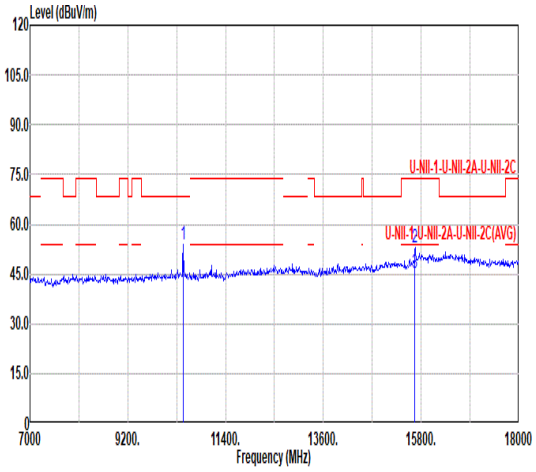 Freq Level Limit Line Margin Read Level Ant Factor Cable Loss Preamp Factor Aux Factor APos TPos Remark MHz dBuV/m dBuV/m dB dBuV dB/m dB dB dB cm deg 1 10440.00 53.93 68.20 -14.27 63.07 37.58 14.18 60.90 0.00 --- --- Peak 2 15660.00 52.90 74.00 -21.10 54.26 40.46 17.58 59.40 0.00 102 101 PEAK 3 15660.00 45.21 54.00 -8.79 46.57 40.46 17.58 59.40 0.00 102 101 AVERAGE	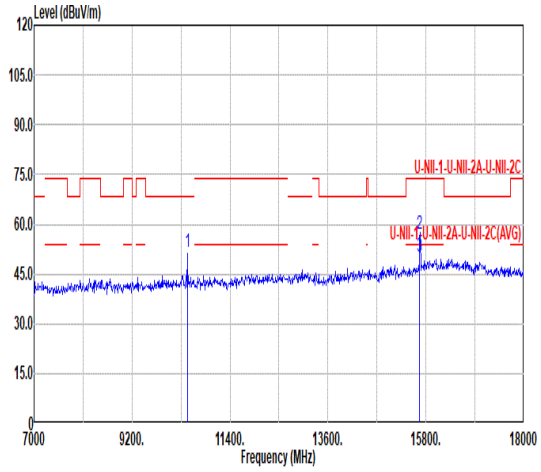 Freq Level Limit Line Margin Read Level Ant Factor Cable Loss Preamp Factor Aux Factor APos TPos Remark MHz dBuV/m dBuV/m dB dBuV dB/m dB dB dB cm deg 1 10440.00 51.62 68.20 -16.58 60.76 37.58 14.18 60.90 0.00 --- --- PEAK 2 15660.00 56.93 74.00 -17.07 58.29 40.46 17.58 59.40 0.00 101 226 PEAK 3 15660.00 50.06 54.00 -3.94 51.42 40.46 17.58 59.40 0.00 101 226 AVERAGE

Mode	3	
	Harmonic	
	U-NII-1_5.15-5.25_802.11a_CH48_5240MHz	
ANT	1	
Pol.	Horizontal	Vertical
Peak Avg	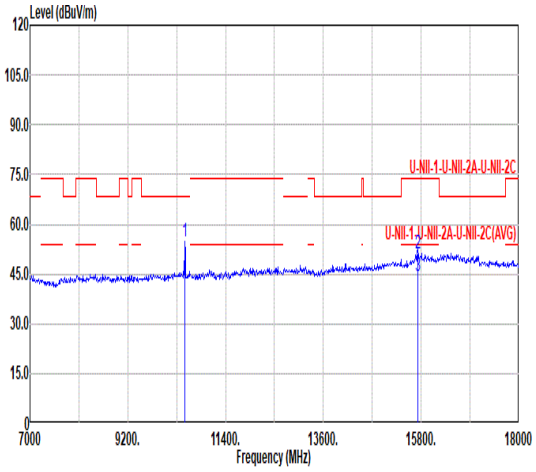 Freq Level Limit Line Over Limit Read Level Ant Factor Cable Loss Preamp Factor Aux Factor APos TPos Remark MHz dBuV/m dBuV/m dB dBuV dB/m dB dB dB cm deg 1 10480.00 54.61 68.20 -13.59 63.63 37.66 14.21 60.89 0.00 --- --- Peak 2 15720.00 51.38 74.00 -22.62 52.53 40.56 17.61 59.32 0.00 101 99 PEAK 3 15720.00 44.17 54.00 -9.83 45.32 40.56 17.61 59.32 0.00 101 99 AVERAGE	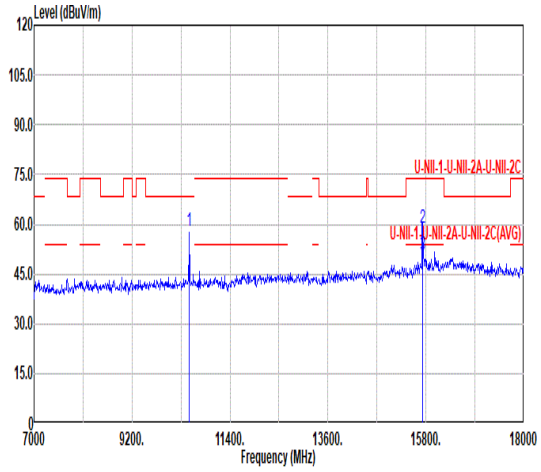 Freq Level Limit Line Over Limit Read Level Ant Factor Cable Loss Preamp Factor Aux Factor APos TPos Remark MHz dBuV/m dBuV/m dB dBuV dB/m dB dB dB cm deg 1 10480.00 57.90 68.20 -10.30 66.92 37.66 14.21 60.89 0.00 --- --- PEAK 2 15720.00 58.72 74.00 -15.28 59.87 40.56 17.61 59.32 0.00 306 213 PEAK 3 15720.00 50.86 54.00 -3.14 52.01 40.56 17.61 59.32 0.00 306 213 AVERAGE

Mode	4	
	Harmonic	
	U-NII-2A_5.25-5.35_802.11a_CH52_5280MHz	
ANT	1	
Pol.	Horizontal	Vertical
Peak Avg	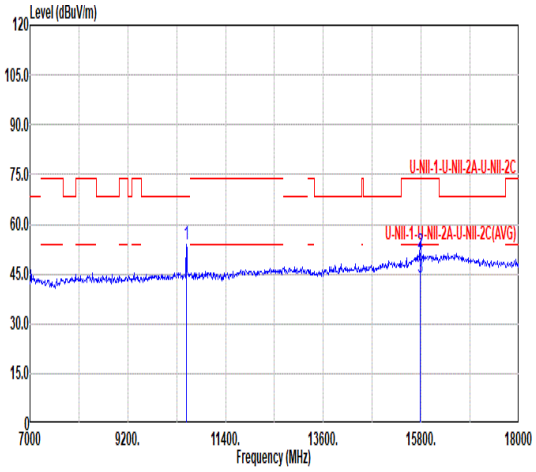 Freq Level Limit Line Margin Read Level Ant Factor Cable Loss Preamp Factor Aux Factor APos TPos Remark MHz dBuV/m dBuV/m dB dBuV dB/m dB dB dB cm deg 1 10520.00 54.09 68.20 -14.11 63.00 37.74 14.24 60.89 0.00 --- --- Peak 2 15780.00 51.64 74.00 -22.36 52.50 40.74 17.64 59.24 0.00 101 107 PEAK 3 15780.00 43.89 54.00 -10.11 44.75 40.74 17.64 59.24 0.00 101 107 AVERAGE	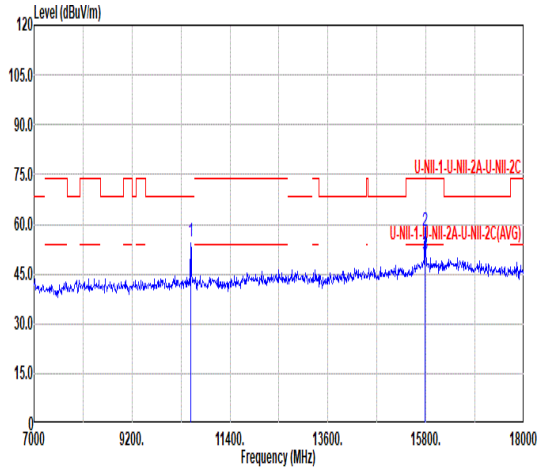 Freq Level Limit Line Margin Read Level Ant Factor Cable Loss Preamp Factor Aux Factor APos TPos Remark MHz dBuV/m dBuV/m dB dBuV dB/m dB dB dB cm deg 1 10520.00 54.72 68.20 -13.48 63.63 37.74 14.24 60.89 0.00 --- --- PEAK 2 15780.00 58.03 74.00 -15.97 58.89 40.74 17.64 59.24 0.00 303 221 PEAK 3 15780.00 50.60 54.00 -3.40 51.46 40.74 17.64 59.24 0.00 303 221 AVERAGE

Mode	5	
	Harmonic	
	U-NII-2A_5.25-5.35_802.11a_CH60_5300MHz	
ANT	1	
Pol.	Horizontal	Vertical
Peak Avg	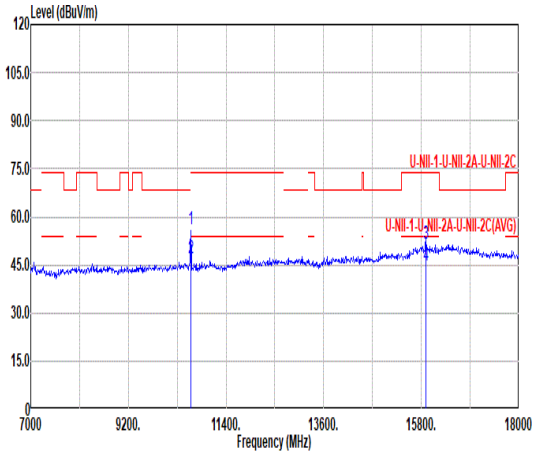 Freq Level Limit Line Margin Read Level Ant Factor Cable Loss Preamp Factor Aux Factor APos TPos Remark MHz dBuV/m dBuV/m dB dBuV dB/m dB dB dB cm deg 1 10600.01 56.15 74.00 -17.85 64.85 37.90 14.29 60.89 0.00 100 73 PEAK 2 10600.01 46.99 54.00 -7.01 55.69 37.90 14.29 60.89 0.00 100 73 AVERAGE 3 15900.00 51.52 74.00 -22.48 52.00 40.90 17.70 59.08 0.00 100 103 PEAK 4 15900.00 44.99 54.00 -9.01 45.48 40.90 17.70 59.09 0.00 100 103 AVERAGE	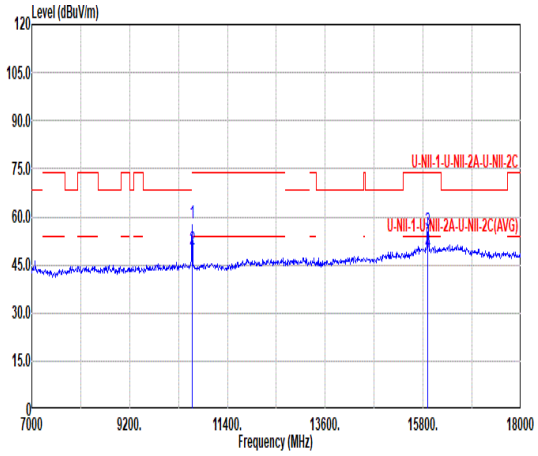 Freq Level Limit Line Margin Read Level Ant Factor Cable Loss Preamp Factor Aux Factor APos TPos Remark MHz dBuV/m dBuV/m dB dBuV dB/m dB dB dB cm deg 1 10600.01 58.05 74.00 -15.95 66.75 37.90 14.29 60.89 0.00 273 191 Peak 2 10600.01 49.94 54.00 -4.06 58.64 37.90 14.29 60.89 0.00 273 191 Average 3 15900.00 55.72 74.00 -18.28 56.20 40.90 17.70 59.08 0.00 243 208 PEAK 4 15900.00 48.89 54.00 -5.11 49.37 40.90 17.70 59.08 0.00 243 208 AVERAGE

Mode	6	
	Band Edge	
	U-NII-2A_5.25-5.35_802.11a_CH64_5320MHz	
ANT	1	
Pol.	Horizontal	Fundamental
Peak	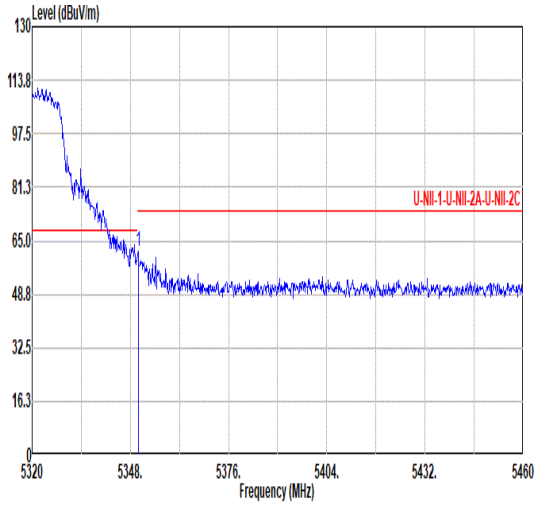 Freq Level Limit Line Over Limit Read Level Ant Factor Cable Loss Preamp Factor Aux Factor APos TPos Remark MHz dBuV/m dBuV/m dB dBuV dB/m dB dB dB cm deg 1 5350.24 61.81 74.00 -12.19 49.32 34.50 9.91 31.92 0.00 100 124 PEAK	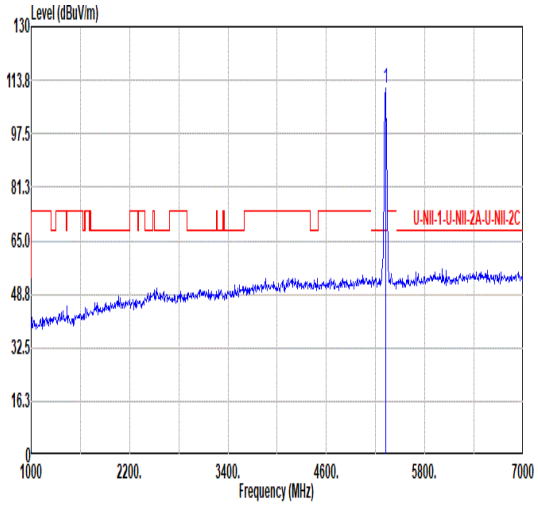 Freq Level Limit Line Over Limit Read Level Ant Factor Cable Loss Preamp Factor Aux Factor APos TPos Remark MHz dBuV/m dBuV/m dB dBuV dB/m dB dB dB cm deg 1 5320.00 111.28 ------ ------ 98.73 34.56 9.90 31.91 0.00 100 124 PEAK
Avg	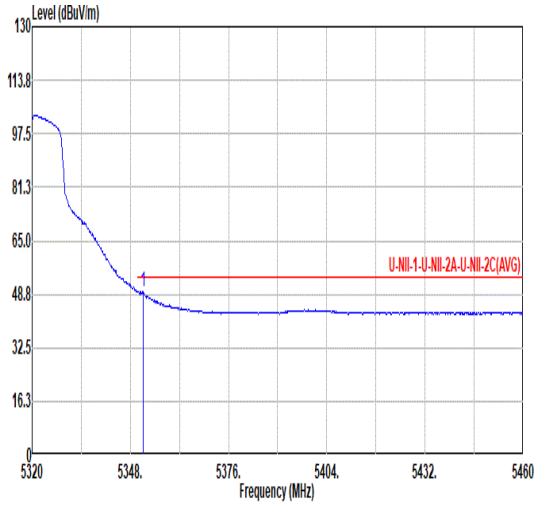 Freq Level Limit Line Over Limit Read Level Ant Factor Cable Loss Preamp Factor Aux Factor APos TPos Remark MHz dBuV/m dBuV/m dB dBuV dB/m dB dB dB cm deg 1 5351.64 49.64 54.00 -4.36 37.15 34.51 9.91 31.93 0.00 100 124 AVERAGE	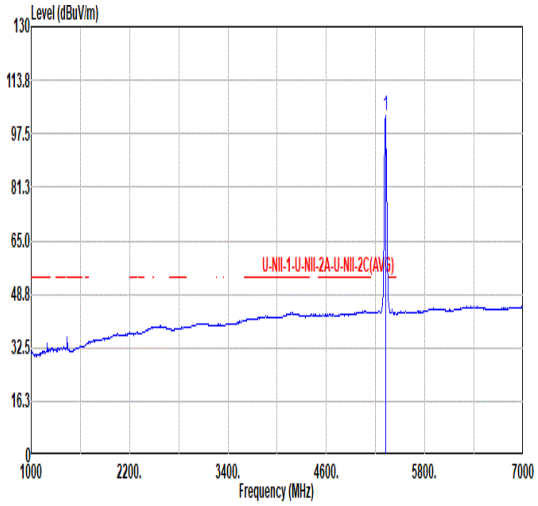 Freq Level Limit Line Over Limit Read Level Ant Factor Cable Loss Preamp Factor Aux Factor APos TPos Remark MHz dBuV/m dBuV/m dB dBuV dB/m dB dB dB cm deg 1 5320.00 102.88 ------ ------ 90.33 34.56 9.90 31.91 0.00 100 124 AVERAGE

Mode	6	
	Band Edge	
	U-NII-2A_5.25-5.35_802.11a_CH64_5320MHz	
ANT	1	
Pol.	Vertical	Fundamental
Peak	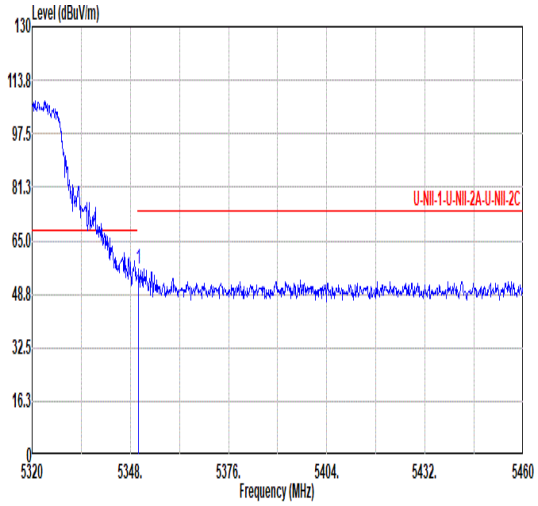 Freq Level Limit Line Over Limit Read Level Ant Factor Cable Loss Preamp Factor Aux Factor APos TPos Remark MHz dBuV/m dBuV/m dB dBuV dB/m dB dB dB cm deg 1 5350.38 56.40 74.00 -17.60 43.91 34.50 9.91 31.92 0.00 339 65 PEAK	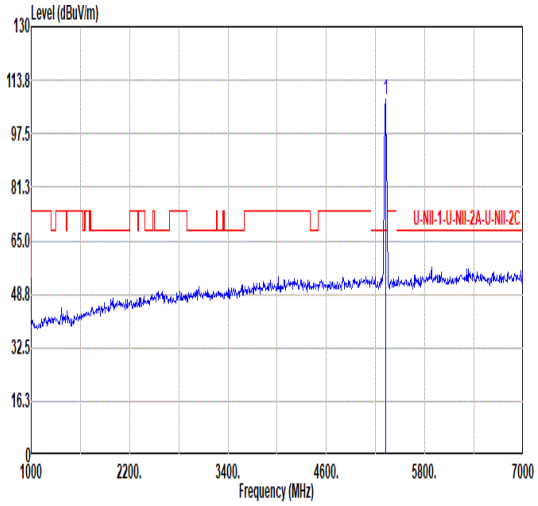 Freq Level Limit Line Over Limit Read Level Ant Factor Cable Loss Preamp Factor Aux Factor APos TPos Remark MHz dBuV/m dBuV/m dB dBuV dB/m dB dB dB cm deg 1 5320.00 107.77 ------ ------ 95.22 34.56 9.90 31.91 0.00 339 65 PEAK
Avg	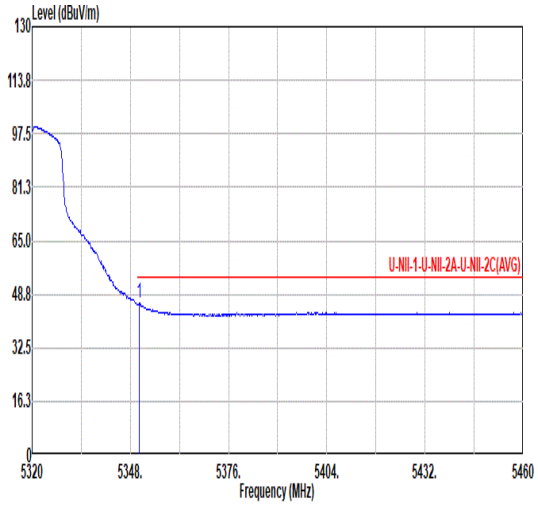 Freq Level Limit Line Over Limit Read Level Ant Factor Cable Loss Preamp Factor Aux Factor APos TPos Remark MHz dBuV/m dBuV/m dB dBuV dB/m dB dB dB cm deg 1 5350.52 45.87 54.00 -8.13 33.38 34.50 9.91 31.92 0.00 339 65 AVERAGE	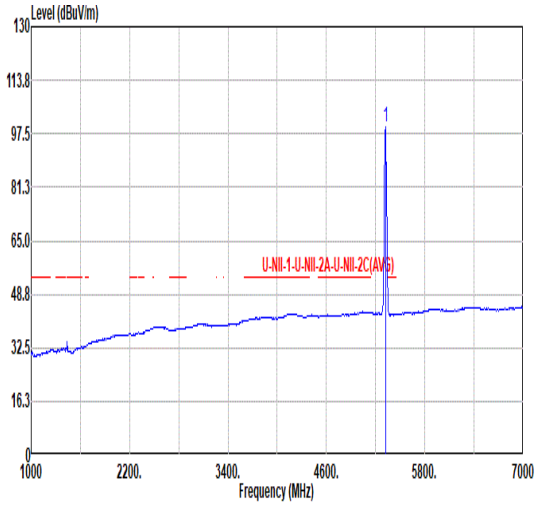 Freq Level Limit Line Over Limit Read Level Ant Factor Cable Loss Preamp Factor Aux Factor APos TPos Remark MHz dBuV/m dBuV/m dB dBuV dB/m dB dB dB cm deg 1 5320.00 99.36 ------ ------ 86.81 34.56 9.90 31.91 0.00 339 65 AVERAGE

Mode	6	
	Harmonic	
	U-NII-2A_5.25-5.35_802.11a_CH64_5320MHz	
ANT	1	
Pol.	Horizontal	Vertical
Peak Avg	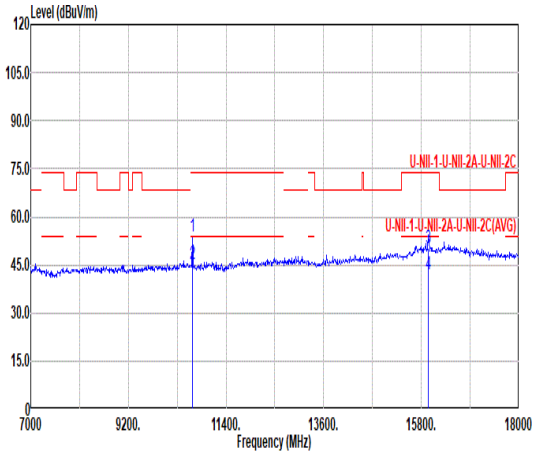 Freq Level Limit Line Over Limit Read Level Ant Factor Cable Loss Preamp Factor Aux Factor APos TPos Remark MHz dBuV/m dBuV/m dB dBuV dB/m dB dB dB cm deg 1 10640.00 53.86 74.00 -20.14 62.53 37.90 14.32 60.89 0.00 123 255 PEAK 2 10640.00 45.21 54.00 -8.79 53.88 37.90 14.32 60.89 0.00 123 255 AVERAGE 3 15960.00 50.43 74.00 -23.57 50.74 40.96 17.73 59.00 0.00 101 107 PEAK 4 15960.00 42.11 54.00 -11.89 42.42 40.96 17.73 59.00 0.00 101 107 AVERAGE	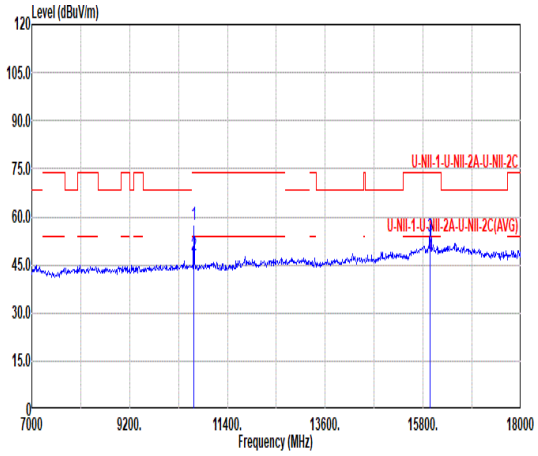 Freq Level Limit Line Over Limit Read Level Ant Factor Cable Loss Preamp Factor Aux Factor APos TPos Remark MHz dBuV/m dBuV/m dB dBuV dB/m dB dB dB cm deg 1 10640.00 57.72 74.00 -16.28 66.39 37.90 14.32 60.89 0.00 275 194 PEAK 2 10640.00 48.12 54.00 -5.88 56.79 37.90 14.32 60.89 0.00 275 194 AVERAGE 3 15960.00 53.66 74.00 -20.34 53.97 40.96 17.73 59.00 0.00 322 220 PEAK 4 15960.00 47.57 54.00 -6.43 47.88 40.96 17.73 59.00 0.00 322 220 AVERAGE

Mode	7	
	Band Edge	
	U-NII-2C_5.47-5.725_802.11a_CH100_5500MHz	
ANT	1	
Pol.	Horizontal	Fundamental
Peak	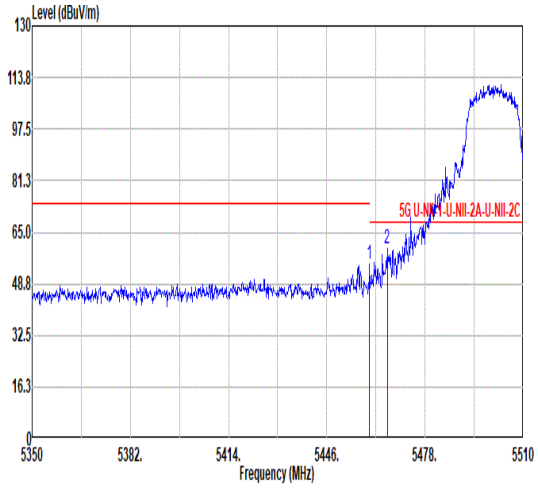 Freq Level Limit Line Over Limit Read Level Ant Factor Cable Loss Preamp Factor Aux Factor APos TPos Remark 1 5459.92 55.11 74.00 -18.89 46.32 34.88 10.97 37.06 0.00 100 234 PEAK 2 5465.68 60.02 68.20 -8.18 51.23 34.87 10.98 37.06 0.00 100 234 PEAK	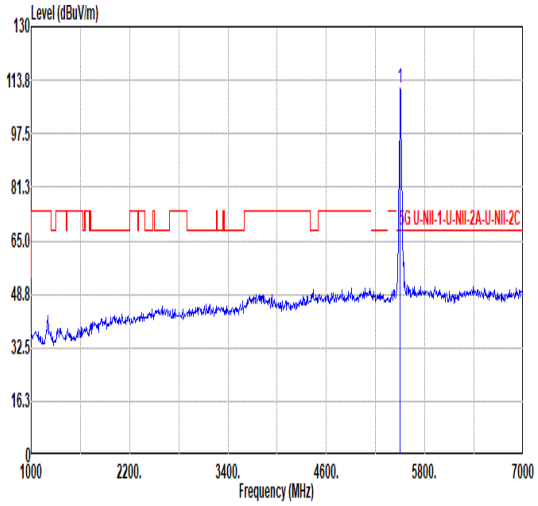 Freq Level Limit Line Over Limit Read Level Ant Factor Cable Loss Preamp Factor Aux Factor APos TPos Remark 1 5500.00 111.60 ------ ------ 102.83 34.80 11.02 37.05 0.00 100 234 PEAK
Avg	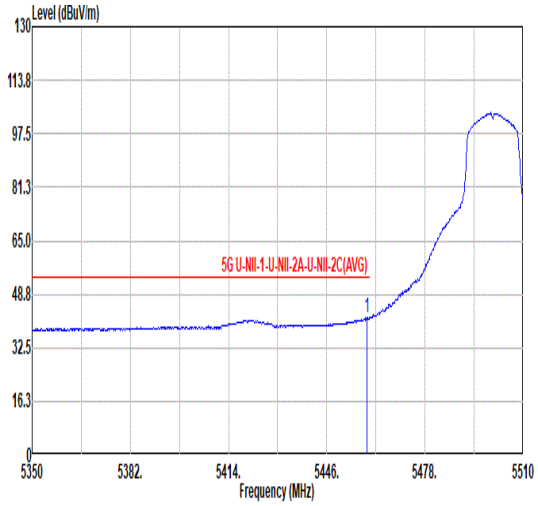 Freq Level Limit Line Over Limit Read Level Ant Factor Cable Loss Preamp Factor Aux Factor APos TPos Remark 1 5459.12 41.61 54.00 -12.39 32.82 34.88 10.97 37.06 0.00 100 234 AVERAGE	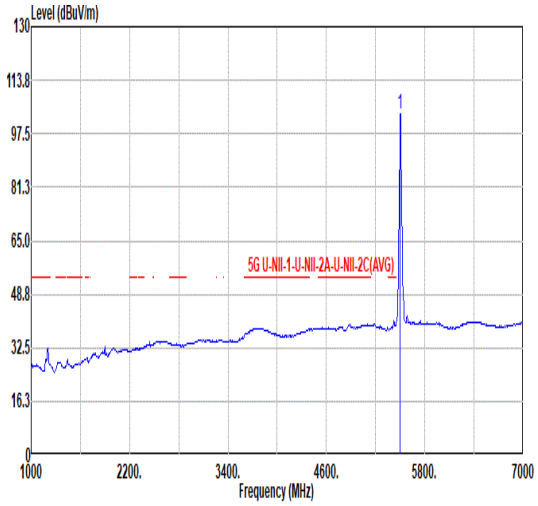 Freq Level Limit Line Over Limit Read Level Ant Factor Cable Loss Preamp Factor Aux Factor APos TPos Remark 1 5500.00 103.63 ------ ------ 94.86 34.80 11.02 37.05 0.00 100 234 AVERAGE

Note: The higher Signals which are no mark are within frequency band can be ignored.

Mode	7	
	Band Edge	
	U-NII-2C_5.47-5.725_802.11a_CH100_5500MHz	
ANT	1	
Pol.	Vertical	Fundamental
Peak	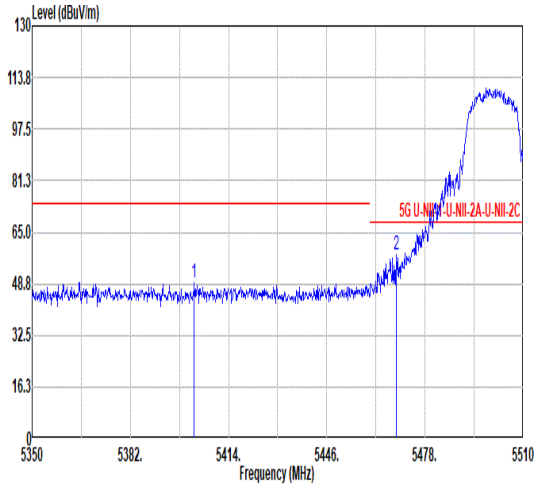 Freq Level Limit Line Over Limit Read Level Ant Factor Cable Loss Preamp Factor Aux Factor APos TPos Remark MHz dBuV/m dBuV/m dB dBuV dB/m dB dB dB cm deg 1 5402.80 49.01 74.00 -24.99 40.19 34.99 10.89 37.06 0.00 397 246 PEAK 2 5468.56 57.70 68.20 -10.50 48.91 34.86 10.98 37.05 0.00 397 246 PEAK	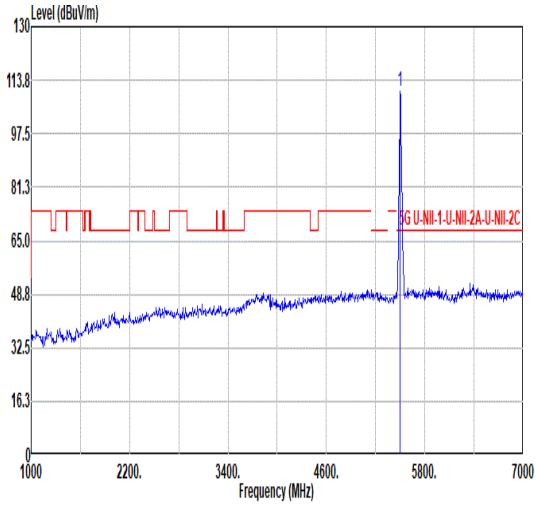 Freq Level Limit Line Over Limit Read Level Ant Factor Cable Loss Preamp Factor Aux Factor APos TPos Remark MHz dBuV/m dBuV/m dB dBuV dB/m dB dB dB cm deg 1 5500.00 110.62 ------ ------ 101.85 34.80 11.02 37.05 0.00 397 246 PEAK
Avg	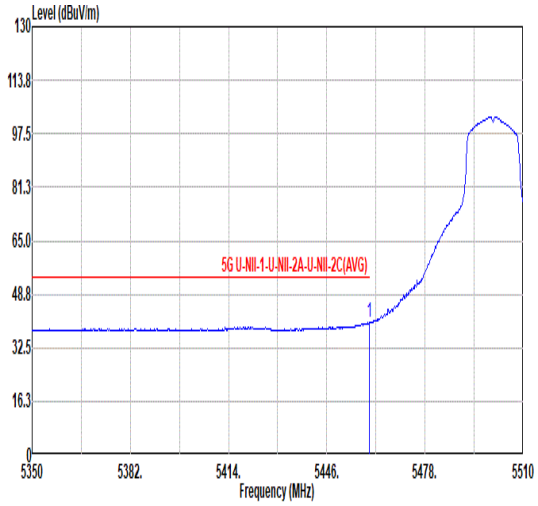 Freq Level Limit Line Over Limit Read Level Ant Factor Cable Loss Preamp Factor Aux Factor APos TPos Remark MHz dBuV/m dBuV/m dB dBuV dB/m dB dB dB cm deg 1 5459.76 40.18 54.00 -13.82 31.39 34.88 10.97 37.06 0.00 397 246 AVERAGE	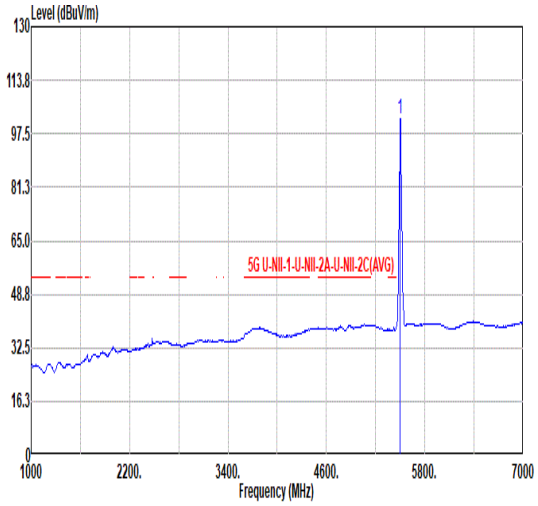 Freq Level Limit Line Over Limit Read Level Ant Factor Cable Loss Preamp Factor Aux Factor APos TPos Remark MHz dBuV/m dBuV/m dB dBuV dB/m dB dB dB cm deg 1 5500.00 102.26 ------ ------ 93.49 34.80 11.02 37.05 0.00 397 246 AVERAGE

Mode	7	
	Harmonic	
	U-NII-2C_5.47-5.725_802.11a_CH100_5500MHz	
ANT	1	
Pol.	Horizontal	Vertical
Peak Avg	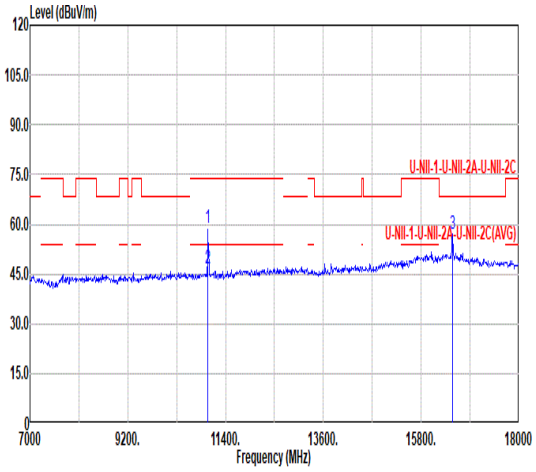 Freq Level Limit Line Margin Read Level Ant Factor Cable Loss Preamp Factor Aux Factor APos TPos Remark MHz dBuV/m dBuV/m dB dBuV dB/m dB dB dB cm deg 1 11000.00 58.81 74.00 -15.19 67.13 38.00 14.56 60.88 0.00 257 127 PEAK 2 11000.00 46.68 54.00 -7.32 55.00 38.00 14.56 60.88 0.00 257 127 AVERAGE 3 16504.00 57.14 68.20 -11.06 56.65 41.40 17.98 58.89 0.00 --- --- Peak	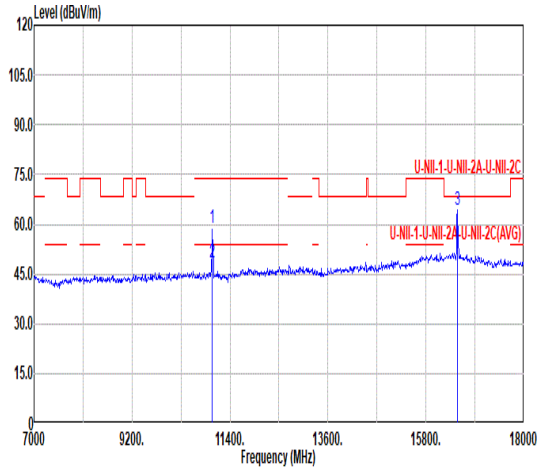 Freq Level Limit Line Margin Read Level Ant Factor Cable Loss Preamp Factor Aux Factor APos TPos Remark MHz dBuV/m dBuV/m dB dBuV dB/m dB dB dB cm deg 1 11000.00 58.70 74.00 -15.30 67.02 38.00 14.56 60.88 0.00 370 266 PEAK 2 11000.00 48.25 54.00 -5.75 56.57 38.00 14.56 60.88 0.00 370 266 AVERAGE 3 16504.00 64.27 68.20 -3.93 63.78 41.40 17.98 58.89 0.00 --- --- Peak

Mode	8	
	Harmonic	
	U-NII-2C_5.47-5.725_802.11a_CH116_5580MHz	
ANT	1	
Pol.	Horizontal	Vertical
Peak Avg	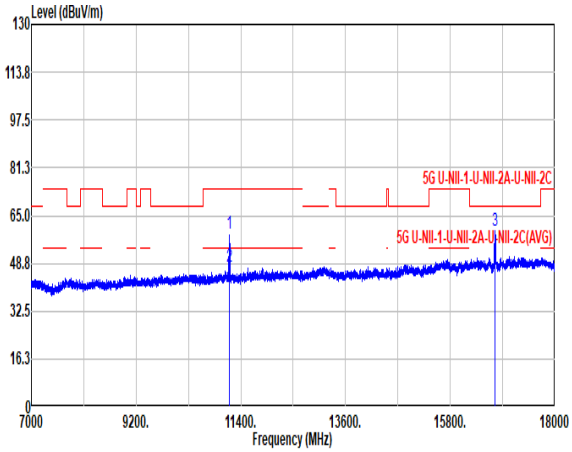 Freq Level Limit Line Over Limit Read Level Ant Factor Cable Loss Preamp Factor Aux Factor APos TPos Remark MHz dBuV/m dBuV/m dB dBuV dB/m dB dB dB cm deg 1 11160.00 58.97 74.00 -15.03 68.47 37.89 15.88 63.27 0.00 300 9 PEAK 2 11160.00 47.80 54.00 -6.20 57.29 37.90 15.88 63.27 0.00 300 9 AVERAGE 3 16744.90 59.76 68.20 -8.44 61.69 42.15 19.84 63.92 0.00 --- --- Peak	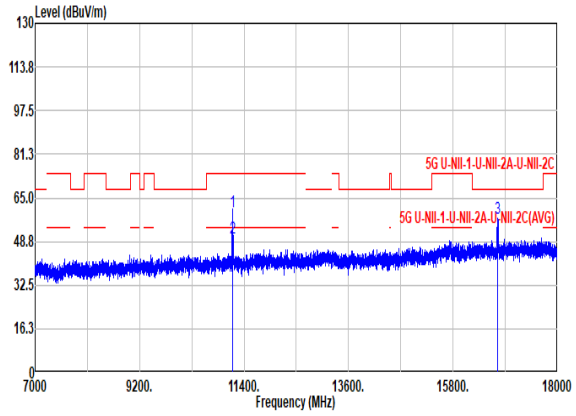 Freq Level Limit Line Over Limit Read Level Ant Factor Cable Loss Preamp Factor Aux Factor APos TPos Remark MHz dBuV/m dBuV/m dB dBuV dB/m dB dB dB cm deg 1 11160.00 59.81 74.00 -14.19 69.31 37.89 15.88 63.27 0.00 101 29 PEAK 2 11160.00 50.11 54.00 -3.89 59.62 37.89 15.88 63.28 0.00 101 29 AVERAGE 3 16741.60 57.33 68.20 -10.87 59.27 42.14 19.84 63.92 0.00 --- --- Peak

Mode	9	
	Band Edge	
	U-NII-2C_5.47-5.725_802.11a_CH140_5700MHz	
ANT	1	
Pol.	Horizontal	Fundamental
Peak	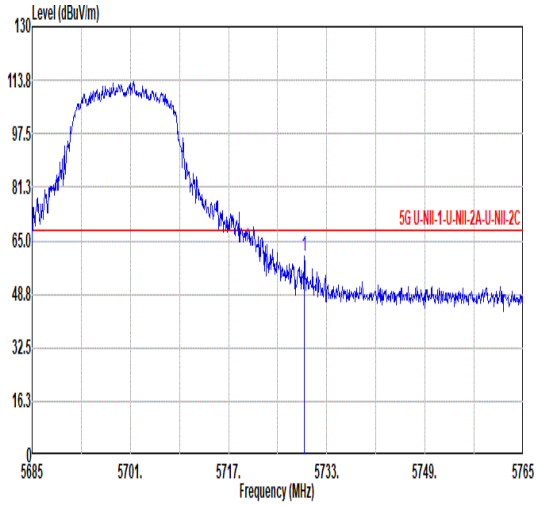 Freq Level Limit Line Over Limit Read Level Ant Factor Cable Loss Preamp Factor Aux Factor APos TPos Remark MHz dBuV/m dBuV/m dB dBuV dB/m dB dB dB cm deg 1 5729.32 60.22 68.20 -7.98 50.67 35.36 11.34 37.15 0.00 100 236 PEAK	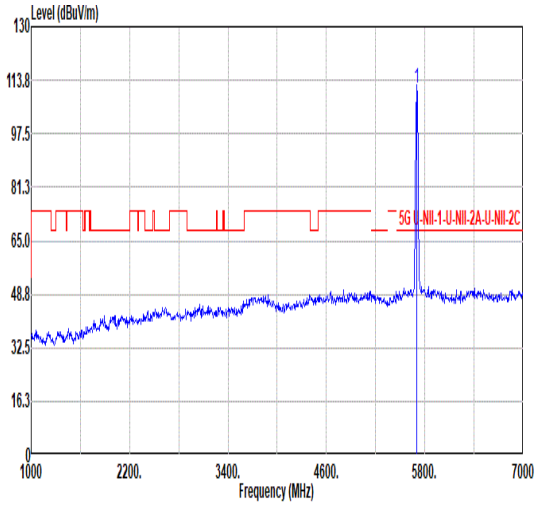 Freq Level Limit Line Over Limit Read Level Ant Factor Cable Loss Preamp Factor Aux Factor APos TPos Remark MHz dBuV/m dBuV/m dB dBuV dB/m dB dB dB cm deg 1 5700.00 111.14 ------ ------ 101.65 35.31 11.30 37.12 0.00 100 236 PEAK
Avg	Blank	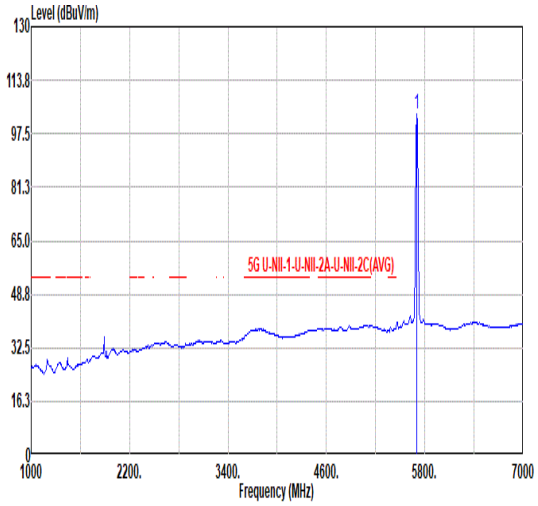 Freq Level Limit Line Over Limit Read Level Ant Factor Cable Loss Preamp Factor Aux Factor APos TPos Remark MHz dBuV/m dBuV/m dB dBuV dB/m dB dB dB cm deg 1 5700.00 103.31 ------ ------ 93.82 35.31 11.30 37.12 0.00 100 236 AVERAGE

Mode	9	
	Band Edge	
	U-NII-2C_5.47-5.725_802.11a_CH140_5700MHz	
ANT	1	
Pol.	Vertical	Fundamental
Peak	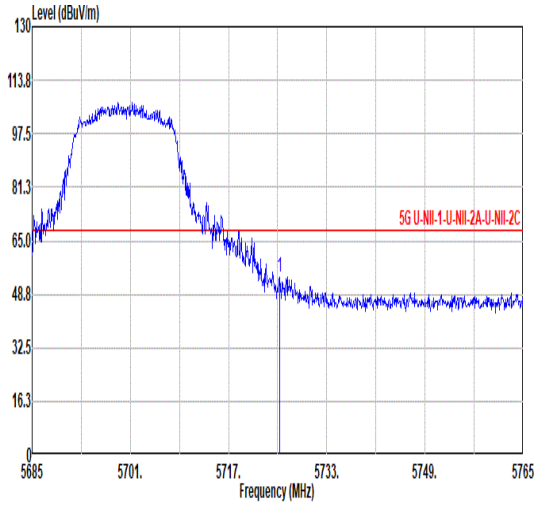 Freq Level Limit Line Over Limit Read Level Ant Factor Cable Loss Preamp Factor Aux Factor APos TPos Remark MHz dBuV/m dBuV/m dB dBuV dB/m dB dB dB cm deg 1 5725.32 53.88 68.20 -14.32 44.35 35.35 11.33 37.15 0.00 300 300 PEAK	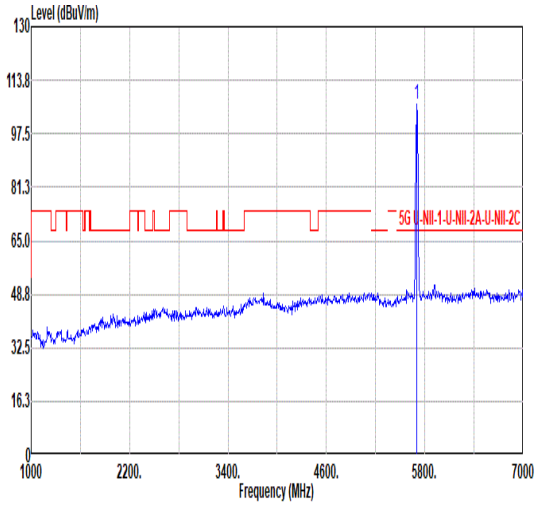 Freq Level Limit Line Over Limit Read Level Ant Factor Cable Loss Preamp Factor Aux Factor APos TPos Remark MHz dBuV/m dBuV/m dB dBuV dB/m dB dB dB cm deg 1 5700.00 106.28 ------ ------ 96.79 35.31 11.30 37.12 0.00 300 300 PEAK
Avg	Blank	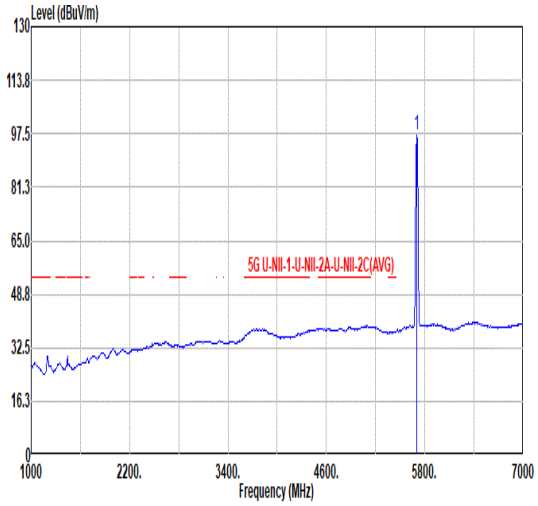 Freq Level Limit Line Over Limit Read Level Ant Factor Cable Loss Preamp Factor Aux Factor APos TPos Remark MHz dBuV/m dBuV/m dB dBuV dB/m dB dB dB cm deg 1 5700.00 97.17 ------ ------ 87.68 35.31 11.30 37.12 0.00 300 300 AVERAGE

Mode	9	
	Harmonic	
	U-NII-2C_5.47-5.725_802.11a_CH140_5700MHz	
ANT	1	
Pol.	Horizontal	Vertical
Peak Avg	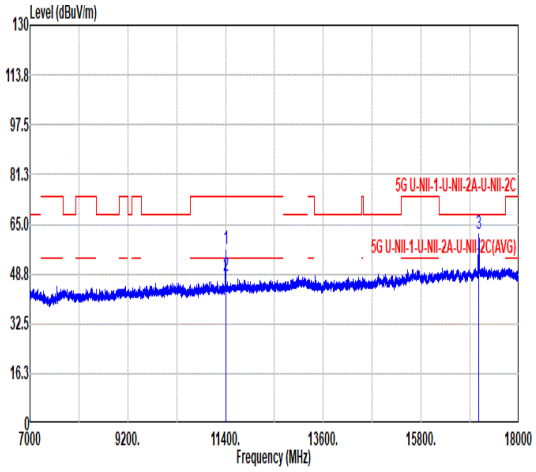 Limit Over Read Ant Cable Preamp Aux APos TPos Freq Level Line Limit Level Factor Loss Factor Factor Remark MHz dBuV/m dBuV/m dB dBuV dB/m dB dB dB cm deg 1 11400.00 57.09 74.00 -16.91 65.87 38.18 16.05 63.01 0.00 300 4 PEAK 2 11400.00 47.85 54.00 -6.15 56.63 38.18 16.05 63.01 0.00 300 4 AVERAGE 3 17094.70 61.79 68.20 -6.41 63.68 42.20 20.06 64.15 0.00 --- --- Peak	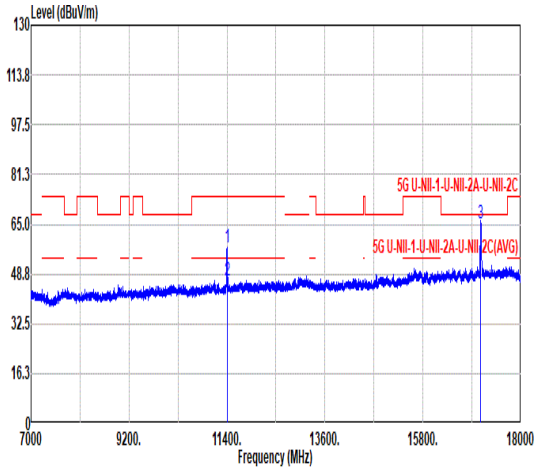 Limit Over Read Ant Cable Preamp Aux APos TPos Freq Level Line Limit Level Factor Loss Factor Factor Remark MHz dBuV/m dBuV/m dB dBuV dB/m dB dB dB cm deg 1 11400.00 57.20 74.00 -16.80 65.98 38.18 16.05 63.01 0.00 100 28 PEAK 2 11400.00 46.51 54.00 -7.49 55.29 38.18 16.05 63.01 0.00 100 28 AVERAGE 3 17098.00 65.09 68.20 -3.11 66.98 42.19 20.07 64.15 0.00 --- --- Peak

Mode	10	
	Band Edge	
	U-NII-1_5.15-5.25_802.11n HT20_CH36_5180MHz	
ANT	1	
Pol.	Horizontal	Fundamental
Peak	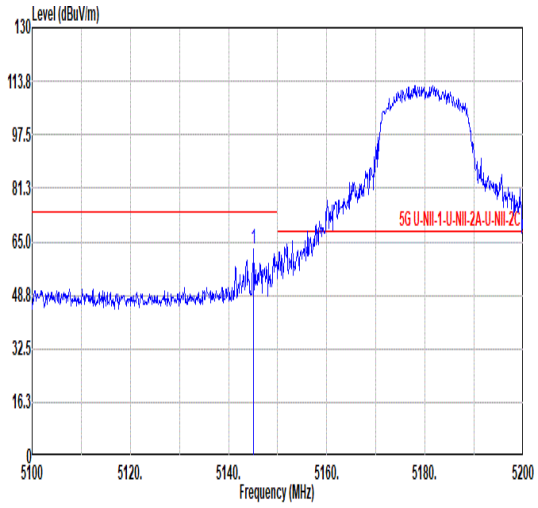 Freq Level Limit Line Over Limit Read Level Ant Factor Cable Loss Preamp Factor Aux Factor APos TPos Remark MHz dBuV/m dBuV/m dB dBuV dB/m dB dB dB cm deg 1 5145.10 62.58 74.00 -11.42 54.29 34.74 10.65 37.10 0.00 100 184 PEAK	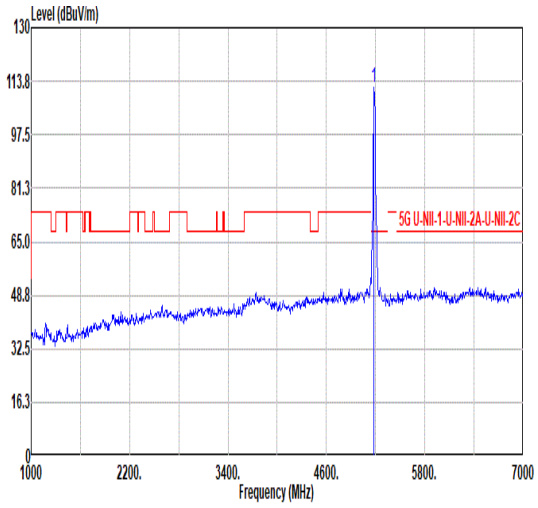 Freq Level Limit Line Over Limit Read Level Ant Factor Cable Loss Preamp Factor Aux Factor APos TPos Remark MHz dBuV/m dBuV/m dB dBuV dB/m dB dB dB cm deg 1 5180.00 111.64 ------ ------ 103.20 34.85 10.69 37.10 0.00 100 184 PEAK
Avg	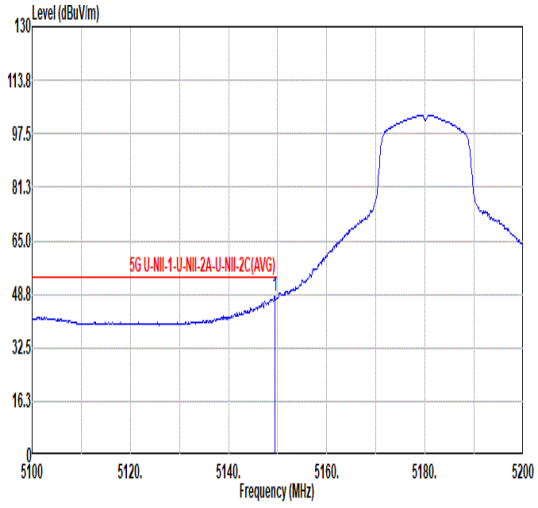 Freq Level Limit Line Over Limit Read Level Ant Factor Cable Loss Preamp Factor Aux Factor APos TPos Remark MHz dBuV/m dBuV/m dB dBuV dB/m dB dB dB cm deg 1 5149.40 47.90 54.00 -6.10 39.60 34.75 10.65 37.10 0.00 100 184 AVERAGE	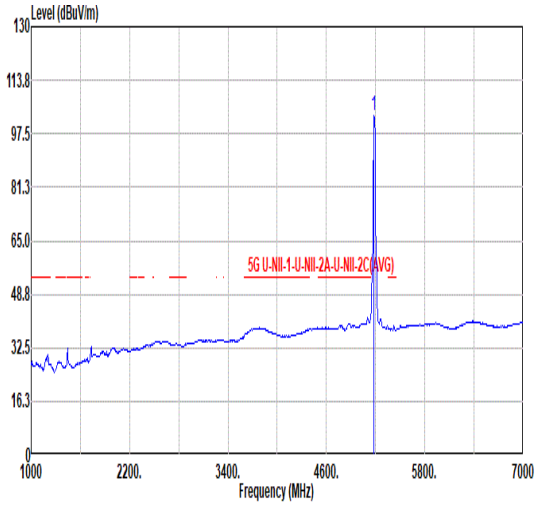 Freq Level Limit Line Over Limit Read Level Ant Factor Cable Loss Preamp Factor Aux Factor APos TPos Remark MHz dBuV/m dBuV/m dB dBuV dB/m dB dB dB cm deg 1 5180.00 102.96 ------ ------ 94.52 34.85 10.69 37.10 0.00 100 184 AVERAGE

Mode	10	
	Band Edge	
	U-NII-1_5.15-5.25_802.11n HT20_CH36_5180MHz	
ANT	1	
Pol.	Vertical	Fundamental
Peak	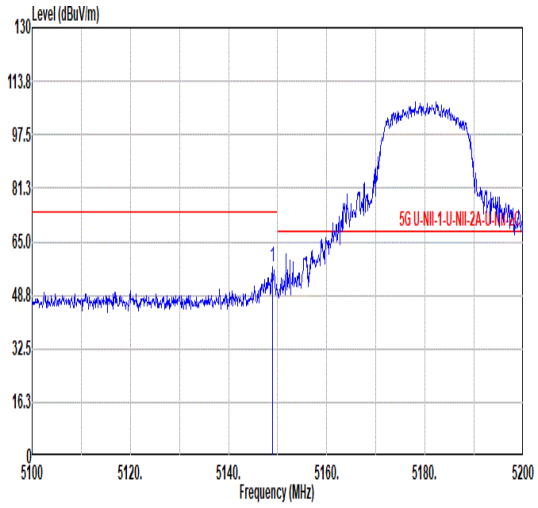 Freq Level Limit Line Over Limit Read Level Ant Factor Cable Loss Preamp Factor Aux Factor APos TPos Remark MHz dBuV/m dBuV/m dB dBuV dB/m dB dB dB cm deg 1 5149.00 57.31 74.00 -16.69 49.01 34.75 10.65 37.10 0.00 300 279 PEAK	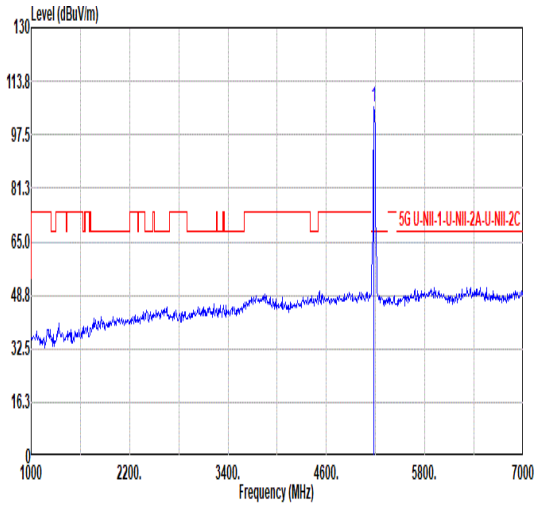 Freq Level Limit Line Over Limit Read Level Ant Factor Cable Loss Preamp Factor Aux Factor APos TPos Remark MHz dBuV/m dBuV/m dB dBuV dB/m dB dB dB cm deg 1 5180.00 106.19 ------ ------ 97.75 34.85 10.69 37.10 0.00 300 279 PEAK
Avg	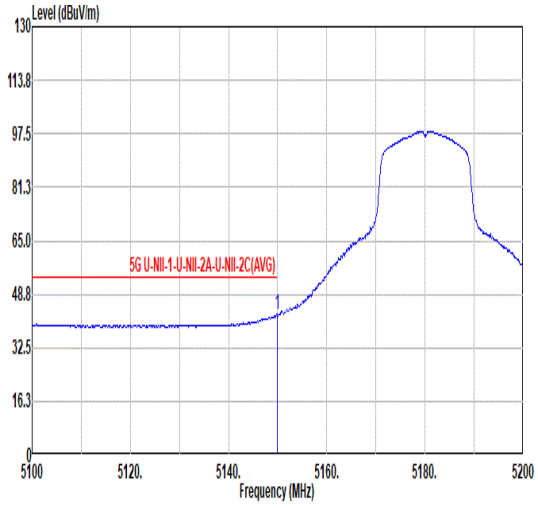 Freq Level Limit Line Over Limit Read Level Ant Factor Cable Loss Preamp Factor Aux Factor APos TPos Remark MHz dBuV/m dBuV/m dB dBuV dB/m dB dB dB cm deg 1 5150.00 42.83 54.00 -11.17 34.53 34.75 10.65 37.10 0.00 300 279 AVERAGE	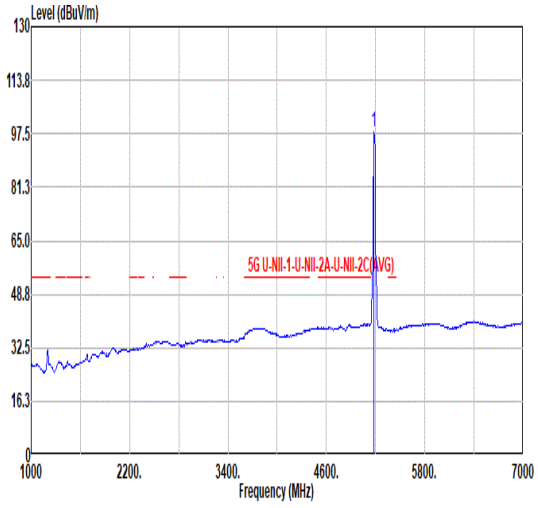 Freq Level Limit Line Over Limit Read Level Ant Factor Cable Loss Preamp Factor Aux Factor APos TPos Remark MHz dBuV/m dBuV/m dB dBuV dB/m dB dB dB cm deg 1 5180.00 98.08 ------ ------ 89.64 34.85 10.69 37.10 0.00 300 279 AVERAGE

Mode	10	
	Harmonic	
	U-NII-1_5.15-5.25_802.11n HT20_CH36_5180MHz	
ANT	1	
Pol.	Horizontal	Vertical
Peak Avg	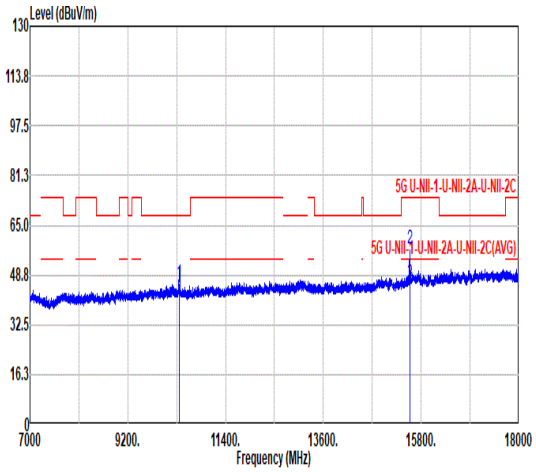 Freq Level Limit Line Over Limit Read Level Ant Factor Cable Loss Preamp Factor Aux Factor APos TPos Remark MHz dBuV/m dBuV/m dB dBuV dB/m dB dB dB cm deg 1 10360.00 46.29 68.20 -21.91 57.76 37.38 15.30 64.15 0.00 --- --- PEAK 2 15540.00 57.24 74.00 -16.76 60.09 40.83 19.08 62.76 0.00 119 14 PEAK 3 15540.00 45.95 54.00 -8.05 48.81 40.83 19.08 62.77 0.00 119 14 AVERAGE	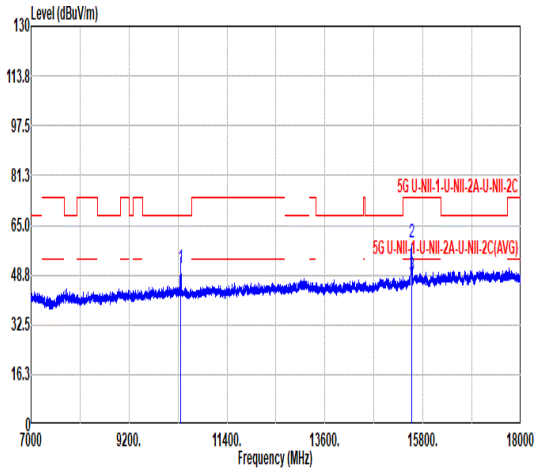 Freq Level Limit Line Over Limit Read Level Ant Factor Cable Loss Preamp Factor Aux Factor APos TPos Remark MHz dBuV/m dBuV/m dB dBuV dB/m dB dB dB cm deg 1 10360.00 51.06 68.20 -17.14 62.53 37.38 15.30 64.15 0.00 --- --- PEAK 2 15540.00 59.32 74.00 -14.68 62.17 40.83 19.08 62.76 0.00 300 328 PEAK 3 15540.00 48.53 54.00 -5.47 51.40 40.82 19.07 62.76 0.00 300 328 AVERAGE

Mode	11	
	Harmonic	
	U-NII-1_5.15-5.25_802.11n HT20_CH44_5220MHz	
ANT	1	
Pol.	Horizontal	Vertical
Peak Avg	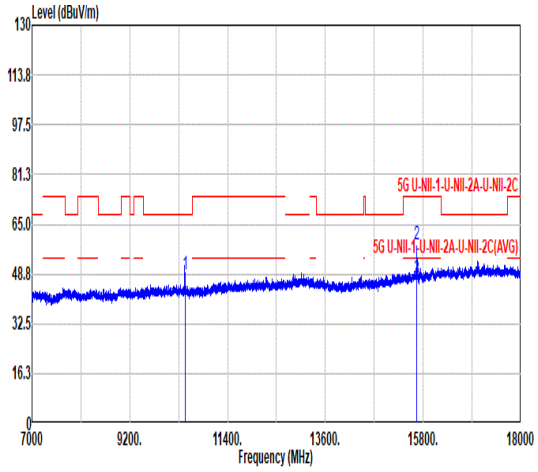 Freq Level Limit Line Over Limit Read Level Ant Factor Cable Loss Preamp Factor Aux Factor APos TPos Remark MHz dBuV/m dBuV/m dB dBuV dB/m dB dB dB cm deg 1 10440.00 48.46 68.20 -19.74 59.75 37.42 15.36 64.07 0.00 --- --- PEAK 2 15660.00 58.50 74.00 -15.50 61.19 41.05 19.17 62.91 0.00 100 306 PEAK 3 15660.00 47.02 54.00 -6.98 49.71 41.05 19.16 62.90 0.00 100 306 AVERAGE	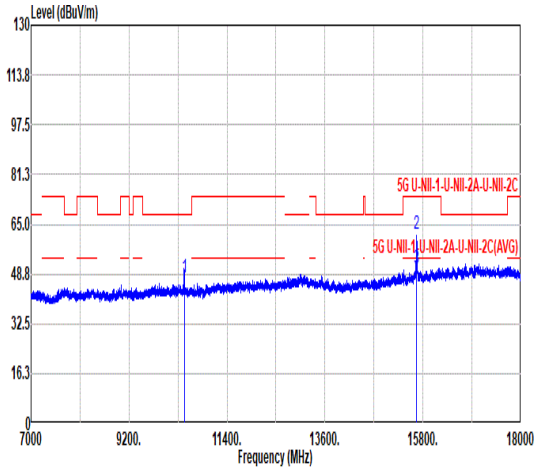 Freq Level Limit Line Over Limit Read Level Ant Factor Cable Loss Preamp Factor Aux Factor APos TPos Remark MHz dBuV/m dBuV/m dB dBuV dB/m dB dB dB cm deg 1 10440.00 47.36 68.20 -20.84 58.65 37.42 15.36 64.07 0.00 --- --- PEAK 2 15660.00 61.90 74.00 -12.10 64.59 41.05 19.17 62.91 0.00 100 45 PEAK 3 15660.00 50.46 54.00 -3.54 53.15 41.05 19.16 62.90 0.00 100 45 AVERAGE

Mode	12	
	Harmonic	
	U-NII-1_5.15-5.25_802.11n HT20_CH48_5240MHz	
ANT	1	
Pol.	Horizontal	Vertical
Peak Avg	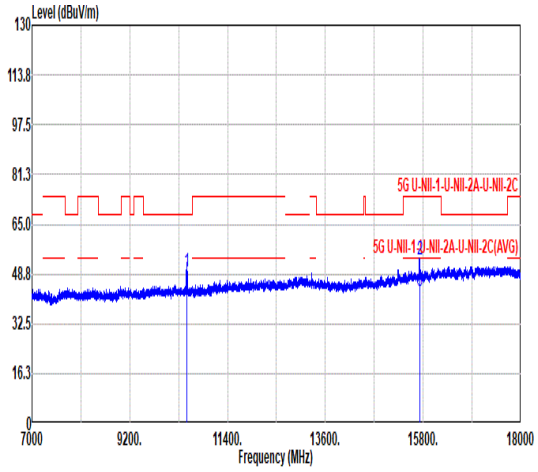 Freq Level Limit Line Over Limit Read Level Ant Factor Cable Loss Preamp Factor Aux Factor APos TPos Remark MHz dBuV/m dBuV/m dB dBuV dB/m dB dB dB cm deg 1 10480.00 49.43 68.20 -18.77 60.62 37.44 15.39 64.02 0.00 --- --- PEAK 2 15720.00 53.41 74.00 -20.59 56.01 41.17 19.21 62.98 0.00 100 312 PEAK 3 15720.00 43.40 54.00 -10.60 46.01 41.16 19.21 62.98 0.00 100 312 AVERAGE	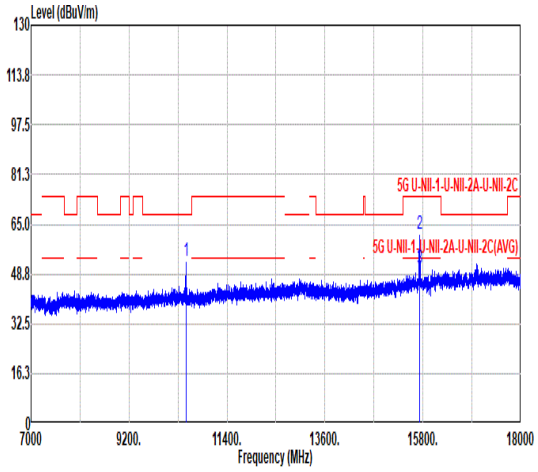 Freq Level Limit Line Over Limit Read Level Ant Factor Cable Loss Preamp Factor Aux Factor APos TPos Remark MHz dBuV/m dBuV/m dB dBuV dB/m dB dB dB cm deg 1 10480.00 53.02 68.20 -15.18 64.21 37.44 15.39 64.02 0.00 --- --- PEAK 2 15720.00 61.99 74.00 -12.01 64.59 41.17 19.21 62.98 0.00 100 43 PEAK 3 15720.00 50.44 54.00 -3.56 53.04 41.17 19.21 62.98 0.00 100 43 AVERAGE

Mode	13	
	Harmonic	
	U-NII-2A_5.25-5.35_802.11n HT20_CH52_5260MHz	
ANT	1	
Pol.	Horizontal	Vertical
Peak Avg	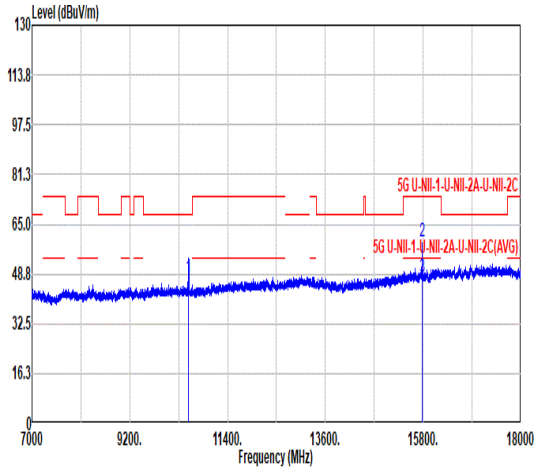 Freq Level Limit Line Over Limit Read Level Ant Factor Cable Loss Preamp Factor Aux Factor APos TPos Remark MHz dBuV/m dBuV/m dB dBuV dB/m dB dB dB cm deg 1 10520.00 47.69 68.20 -20.51 58.80 37.46 15.41 63.98 0.00 --- --- PEAK 2 15780.00 59.45 74.00 -14.55 61.97 41.28 19.25 63.05 0.00 360 328 PEAK 3 15780.00 47.66 54.00 -6.34 50.18 41.28 19.25 63.05 0.00 360 328 AVERAGE	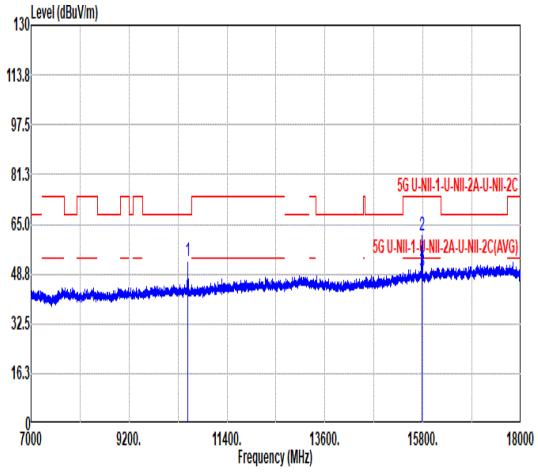 Freq Level Limit Line Over Limit Read Level Ant Factor Cable Loss Preamp Factor Aux Factor APos TPos Remark MHz dBuV/m dBuV/m dB dBuV dB/m dB dB dB cm deg 1 10520.00 52.92 68.20 -15.28 64.03 37.46 15.41 63.98 0.00 300 37 PEAK 2 15780.00 61.54 74.00 -12.46 64.06 41.28 19.25 63.05 0.00 300 47 PEAK 3 15780.00 49.75 54.00 -4.25 52.27 41.28 19.25 63.05 0.00 300 47 AVERAGE

Mode	14	
	Harmonic	
	U-NII-2A_5.25-5.35_802.11n HT20_CH60_5300MHz	
ANT	1	
Pol.	Horizontal	Vertical
Peak Avg	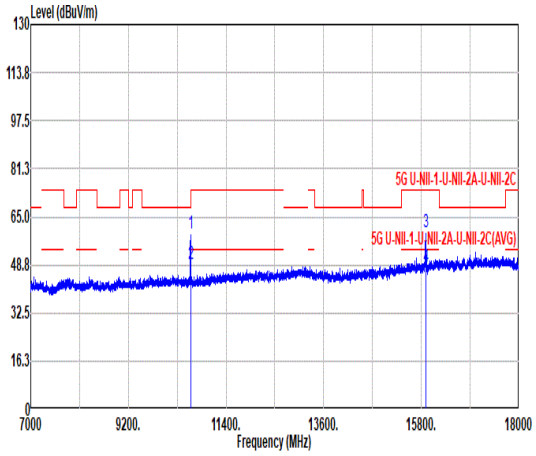 Freq Level Limit Line Over Limit Read Level Ant Factor Cable Loss Preamp Factor Aux Factor APos TPos Remark MHz dBuV/m dBuV/m dB dBuV dB/m dB dB dB cm deg 1 10600.00 59.17 68.20 -9.03 70.09 37.50 15.47 63.89 0.00 105 293 PEAK 2 10600.00 49.07 54.00 -4.93 59.99 37.50 15.47 63.89 0.00 105 293 AVERAGE 3 15900.00 59.94 74.00 -14.06 62.29 41.51 19.34 63.20 0.00 100 308 PEAK 4 15900.00 48.05 54.00 -5.95 50.39 41.51 19.35 63.20 0.00 100 308 AVERAGE	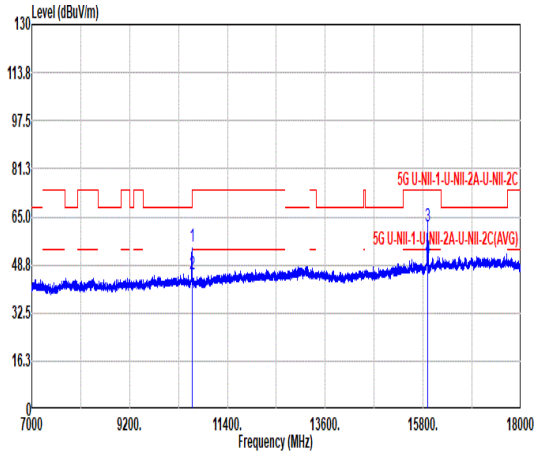 Freq Level Limit Line Over Limit Read Level Ant Factor Cable Loss Preamp Factor Aux Factor APos TPos Remark MHz dBuV/m dBuV/m dB dBuV dB/m dB dB dB cm deg 1 10600.00 55.06 68.20 -13.14 65.98 37.50 15.47 63.89 0.00 391 35 PEAK 2 10600.00 45.71 54.00 -8.29 56.63 37.50 15.47 63.89 0.00 391 35 AVERAGE 3 15900.00 61.97 74.00 -12.03 64.32 41.51 19.34 63.20 0.00 304 44 PEAK 4 15900.00 50.83 54.00 -3.17 53.18 41.51 19.34 63.20 0.00 304 44 AVERAGE

Mode	15	
	Band Edge	
	U-NII-2A_5.25-5.35_802.11n HT20_CH64_5320MHz	
ANT	1	
Pol.	Horizontal	Fundamental
Peak	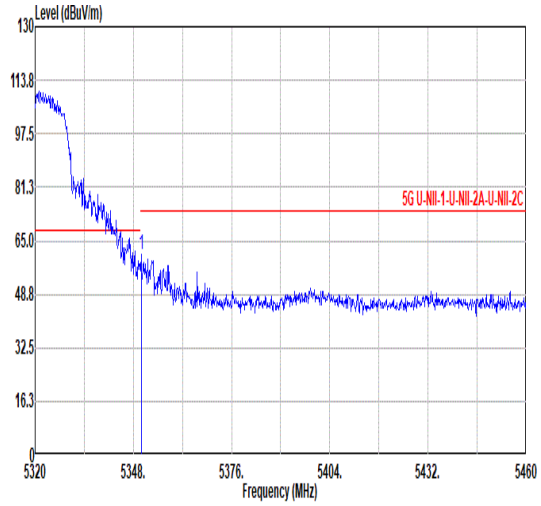 Freq Level Limit Line Over Limit Read Level Ant Factor Cable Loss Preamp Factor Aux Factor APos TPos Remark MHz dBuV/m dBuV/m dB dBuV dB/m dB dB dB cm deg 1 5350.24 60.73 74.00 -13.27 52.01 34.95 10.84 37.07 0.00 100 180 PEAK	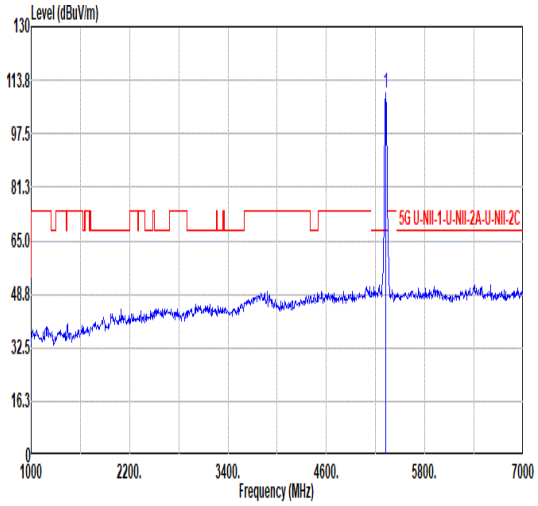 Freq Level Limit Line Over Limit Read Level Ant Factor Cable Loss Preamp Factor Aux Factor APos TPos Remark MHz dBuV/m dBuV/m dB dBuV dB/m dB dB dB cm deg 1 5320.00 110.02 ------ ------ 101.37 34.92 10.81 37.08 0.00 100 180 PEAK
Avg	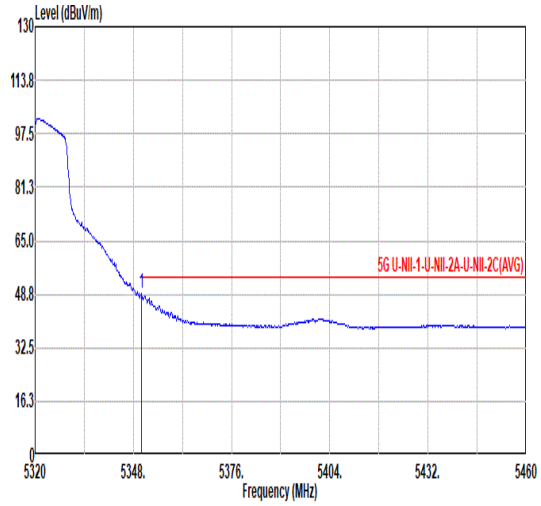 Freq Level Limit Line Over Limit Read Level Ant Factor Cable Loss Preamp Factor Aux Factor APos TPos Remark MHz dBuV/m dBuV/m dB dBuV dB/m dB dB dB cm deg 1 5350.38 48.88 54.00 -5.12 40.16 34.95 10.84 37.07 0.00 100 180 AVERAGE	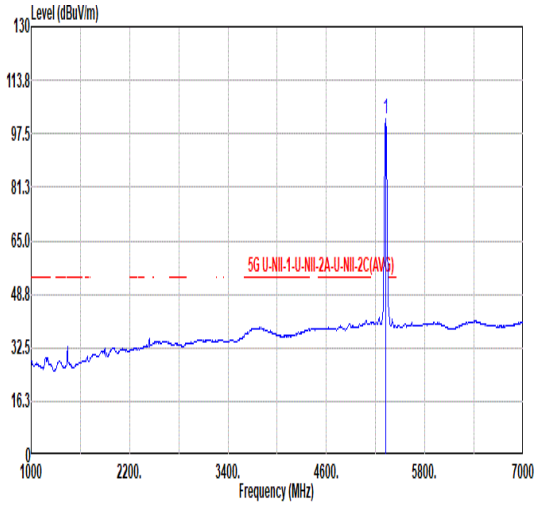 Freq Level Limit Line Over Limit Read Level Ant Factor Cable Loss Preamp Factor Aux Factor APos TPos Remark MHz dBuV/m dBuV/m dB dBuV dB/m dB dB dB cm deg 1 5320.00 102.01 ------ ------ 93.34 34.93 10.82 37.08 0.00 100 180 AVERAGE

Mode	15	
	Band Edge	
	U-NII-2A_5.25-5.35_802.11n HT20_CH64_5320MHz	
ANT	1	
Pol.	Vertical	Fundamental
Peak	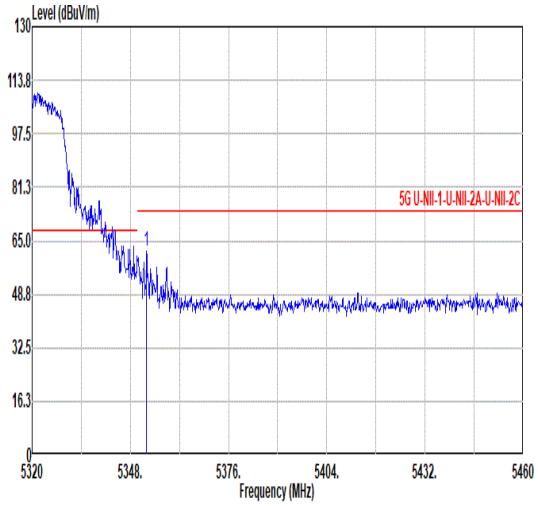 Limit Over Read Ant Cable Preamp Aux APos TPos Freq Level Line Limit Level Factor Loss Factor Factor Remark MHz dBuV/m dBuV/m dB dBuV dB/m dB dB dB cm deg 1 5352.62 61.85 74.00 -12.15 53.13 34.95 10.84 37.07 0.00 400 268 PEAK	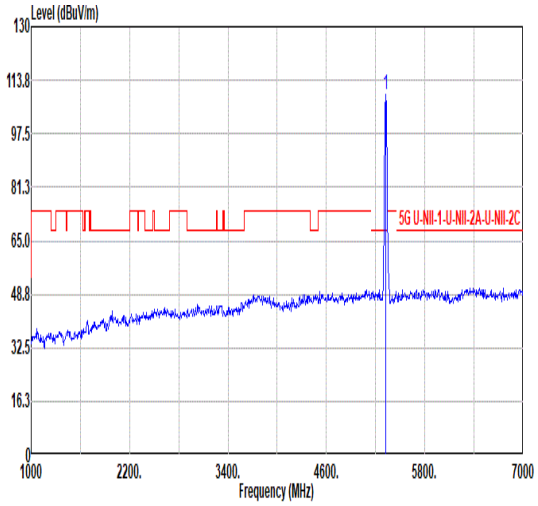 Limit Over Read Ant Cable Preamp Aux APos TPos Freq Level Line Limit Level Factor Loss Factor Factor Remark MHz dBuV/m dBuV/m dB dBuV dB/m dB dB dB cm deg 1 5320.00 109.48 ------ ------ 100.81 34.93 10.82 37.08 0.00 400 268 PEAK
Avg	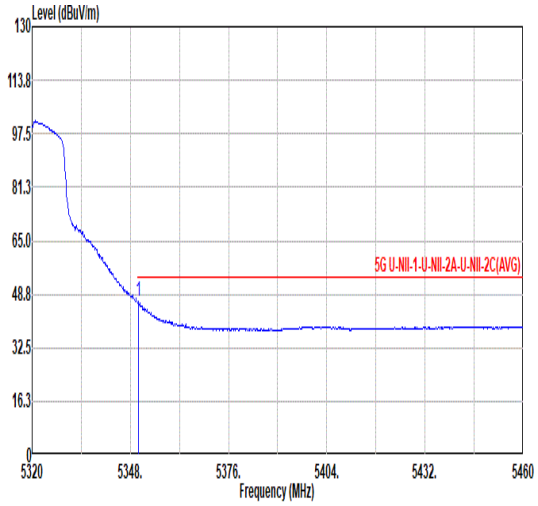 Limit Over Read Ant Cable Preamp Aux APos TPos Freq Level Line Limit Level Factor Loss Factor Factor Remark MHz dBuV/m dBuV/m dB dBuV dB/m dB dB dB cm deg 1 5350.24 46.40 54.00 -7.60 37.68 34.95 10.84 37.07 0.00 400 268 AVERAGE	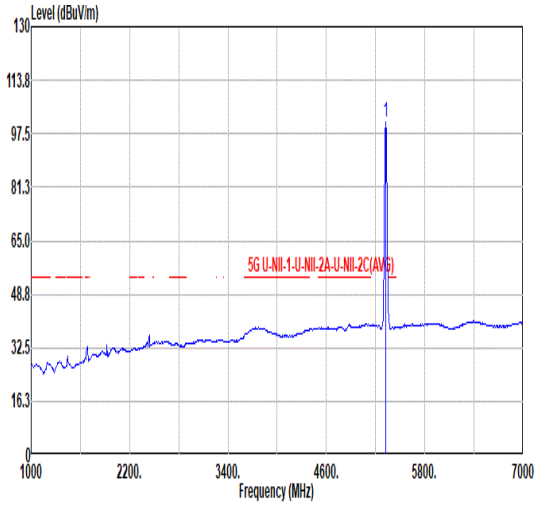 Limit Over Read Ant Cable Preamp Aux APos TPos Freq Level Line Limit Level Factor Loss Factor Factor Remark MHz dBuV/m dBuV/m dB dBuV dB/m dB dB dB cm deg 1 5320.00 101.14 ------ ------ 92.47 34.93 10.82 37.08 0.00 400 268 AVERAGE

Mode	15	
	Harmonic	
	U-NII-2A_5.25-5.35_802.11n HT20_CH64_5320MHz	
ANT	1	
Pol.	Horizontal	Vertical
Peak Avg	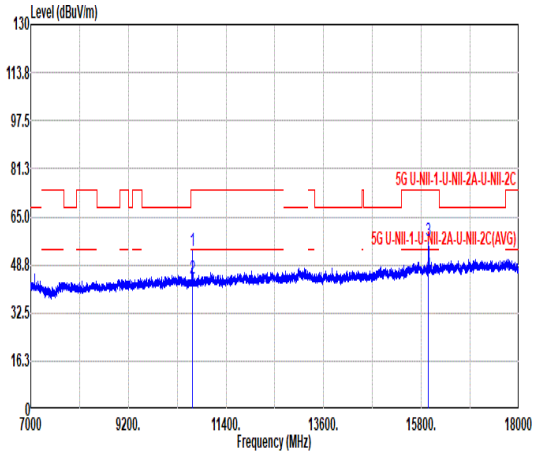 Freq Level Limit Line Over Limit Read Level Ant Factor Cable Loss Preamp Factor Aux Factor APos TPos Remark MHz dBuV/m dBuV/m dB dBuV dB/m dB dB dB cm deg 1 10641.00 53.71 74.00 -20.29 64.53 37.52 15.50 63.84 0.00 300 8 Peak 2 10641.00 44.07 54.00 -9.93 54.89 37.52 15.50 63.84 0.00 300 8 Average 3 15960.00 56.74 74.00 -17.26 59.00 41.62 19.39 63.27 0.00 103 59 PEAK 4 15960.00 45.22 54.00 -8.78 47.48 41.62 19.39 63.27 0.00 103 59 AVERAGE	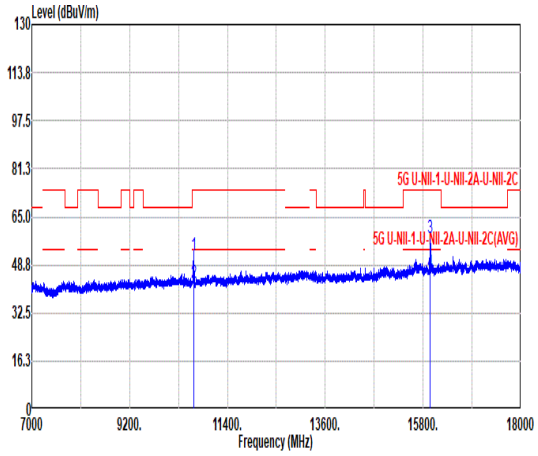 Freq Level Limit Line Over Limit Read Level Ant Factor Cable Loss Preamp Factor Aux Factor APos TPos Remark MHz dBuV/m dBuV/m dB dBuV dB/m dB dB dB cm deg 1 10640.00 51.92 74.00 -22.08 62.75 37.52 15.50 63.85 0.00 300 0 PEAK 2 10640.00 42.88 54.00 -11.12 53.71 37.52 15.50 63.85 0.00 300 0 AVERAGE 3 15960.00 57.75 74.00 -16.25 60.01 41.62 19.39 63.27 0.00 239 162 PEAK 4 15960.00 46.13 54.00 -7.87 48.38 41.63 19.39 63.27 0.00 239 162 AVERAGE

Mode	16	
	Band Edge	
	U-NII-2C_5.47-5.725_802.11n HT20_CH100_5500MHz	
ANT	1	
Pol.	Horizontal	Fundamental
Peak	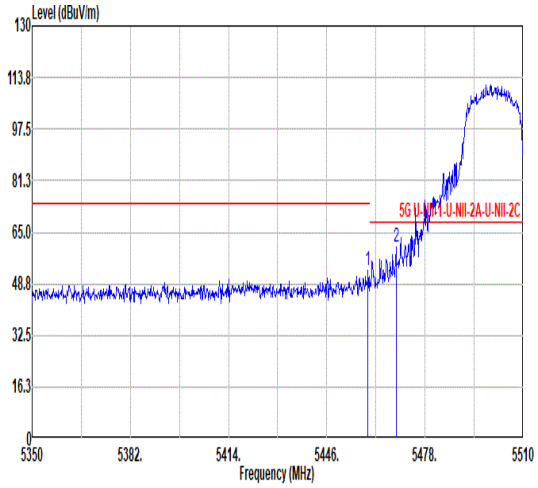 Freq Level Limit Line Over Limit Read Level Ant Factor Cable Loss Preamp Factor Aux Factor APos TPos Remark MHz dBuV/m dBuV/m dB dBuV dB/m dB dB dB cm deg 1 5459.44 52.75 74.00 -21.25 43.96 34.88 10.97 37.06 0.00 100 233 PEAK 2 5468.56 60.31 68.20 -7.89 51.52 34.86 10.98 37.05 0.00 100 233 PEAK	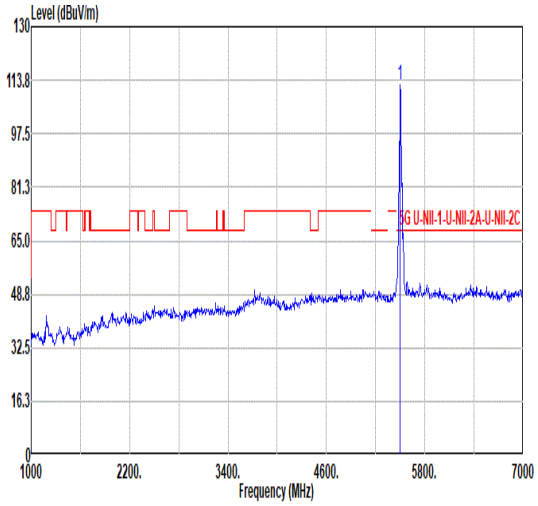 Freq Level Limit Line Over Limit Read Level Ant Factor Cable Loss Preamp Factor Aux Factor APos TPos Remark MHz dBuV/m dBuV/m dB dBuV dB/m dB dB dB cm deg 1 5500.00 112.39 ------ ------ 103.62 34.80 11.02 37.05 0.00 100 233 PEAK
Avg	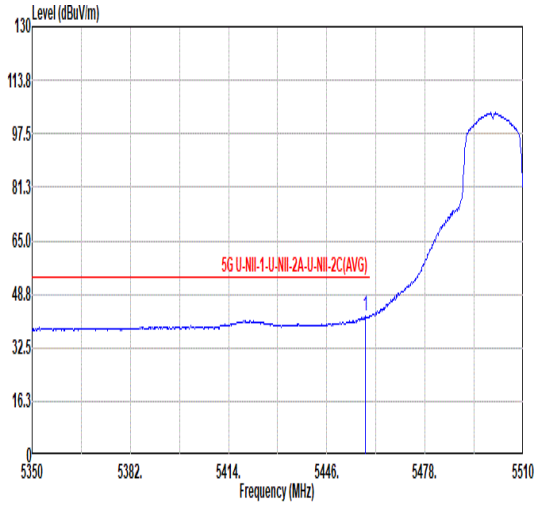 Freq Level Limit Line Over Limit Read Level Ant Factor Cable Loss Preamp Factor Aux Factor APos TPos Remark MHz dBuV/m dBuV/m dB dBuV dB/m dB dB dB cm deg 1 5458.48 42.16 54.00 -11.84 33.37 34.88 10.97 37.06 0.00 100 233 AVERAGE	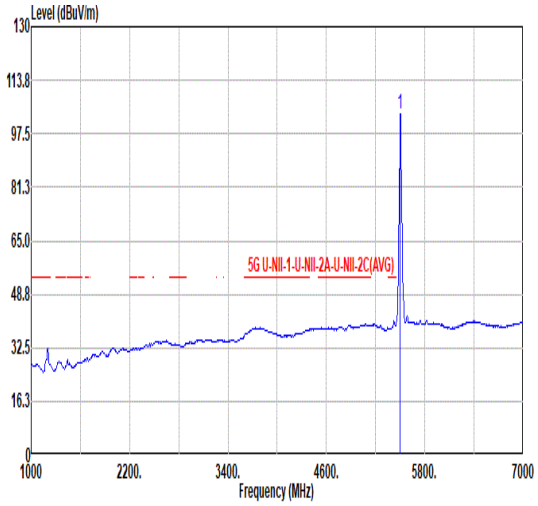 Freq Level Limit Line Over Limit Read Level Ant Factor Cable Loss Preamp Factor Aux Factor APos TPos Remark MHz dBuV/m dBuV/m dB dBuV dB/m dB dB dB cm deg 1 5500.00 103.50 ------ ------ 94.70 34.82 11.03 37.05 0.00 100 233 AVERAGE

Note: The higher Signals which are no mark are within frequency band can be ignored.

Mode	16	
	Band Edge	
	U-NII-2C_5.47-5.725_802.11n HT20_CH100_5500MHz	
ANT	1	
Pol.	Vertical	Fundamental
Peak	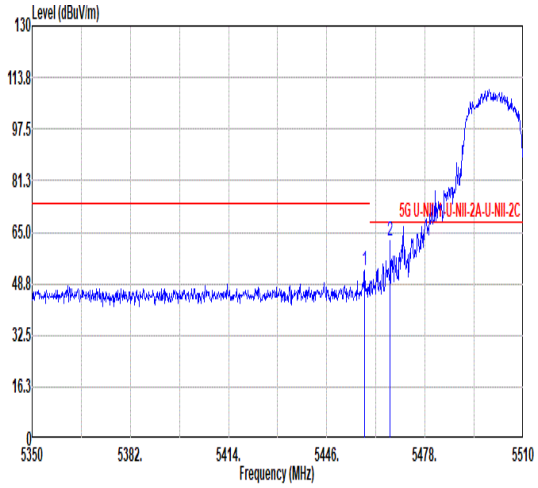 Freq Level Limit Line Over Limit Read Level Ant Factor Cable Loss Preamp Factor Aux Factor APos TPos Remark MHz dBuV/m dBuV/m dB dBuV dB/m dB dB dB cm deg 1 5458.32 53.09 74.00 -20.91 44.30 34.88 10.97 37.06 0.00 375 244 PEAK 2 5466.64 62.20 68.20 -6.00 53.41 34.87 10.98 37.06 0.00 375 244 PEAK	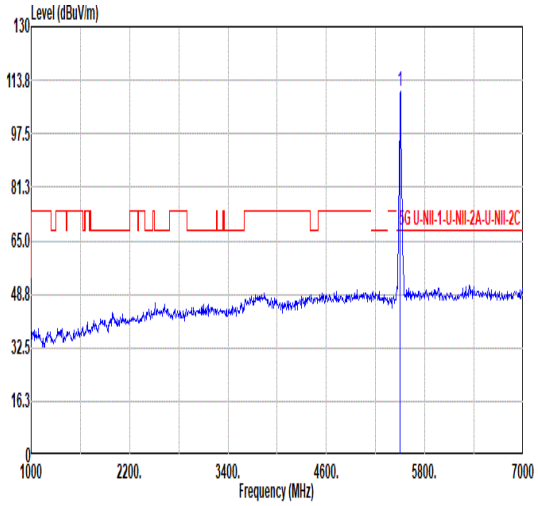 Freq Level Limit Line Over Limit Read Level Ant Factor Cable Loss Preamp Factor Aux Factor APos TPos Remark MHz dBuV/m dBuV/m dB dBuV dB/m dB dB dB cm deg 1 5500.00 110.26 ------ ------ 101.46 34.82 11.03 37.05 0.00 375 244 PEAK
Avg	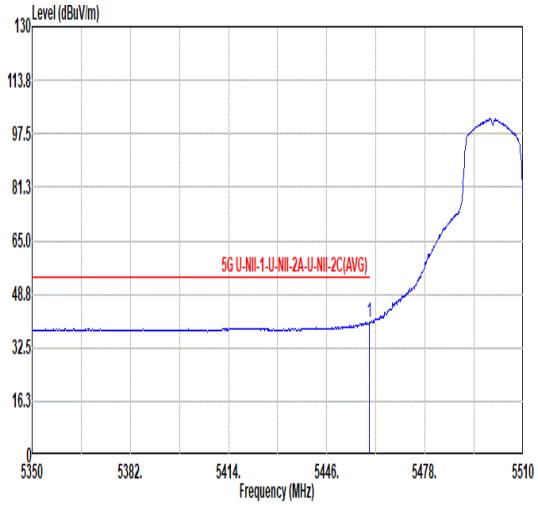 Freq Level Limit Line Over Limit Read Level Ant Factor Cable Loss Preamp Factor Aux Factor APos TPos Remark MHz dBuV/m dBuV/m dB dBuV dB/m dB dB dB cm deg 1 5459.92 40.23 54.00 -13.77 31.44 34.88 10.97 37.06 0.00 375 244 AVERAGE	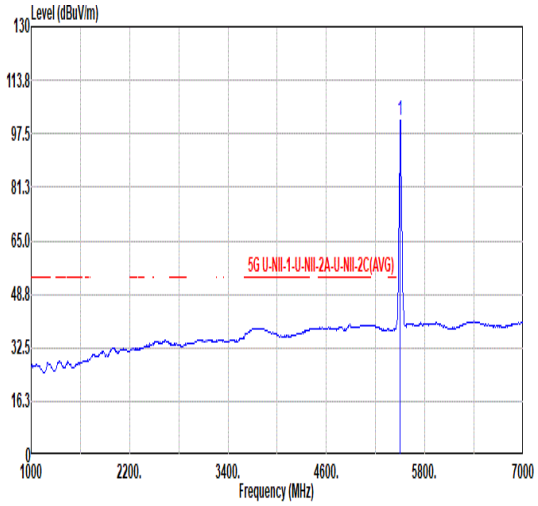 Freq Level Limit Line Over Limit Read Level Ant Factor Cable Loss Preamp Factor Aux Factor APos TPos Remark MHz dBuV/m dBuV/m dB dBuV dB/m dB dB dB cm deg 1 5500.00 101.50 ------ ------ 92.70 34.82 11.03 37.05 0.00 375 244 AVERAGE

Note: The higher Signals which are no mark are within frequency band can be ignored.

Mode	16	
	Harmonic	
	U-NII-2C_5.47-5.725_802.11n HT20_CH100_5500MHz	
ANT	1	
Pol.	Horizontal	Vertical
Peak Avg	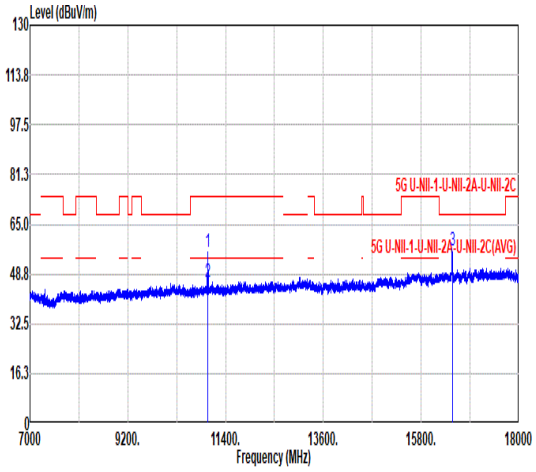 Freq Level Limit Line Over Limit Read Level Ant Factor Cable Loss Preamp Factor Aux Factor APos TPos Remark MHz dBuV/m dBuV/m dB dBuV dB/m dB dB dB cm deg 1 11000.70 55.99 74.00 -18.01 65.98 37.70 15.76 63.45 0.00 100 75 Peak 2 11000.70 45.88 54.00 -8.12 55.87 37.70 15.76 63.45 0.00 100 75 Average 3 16500.00 56.55 68.20 -11.65 58.59 41.99 19.69 63.72 0.00 100 28 PEAK	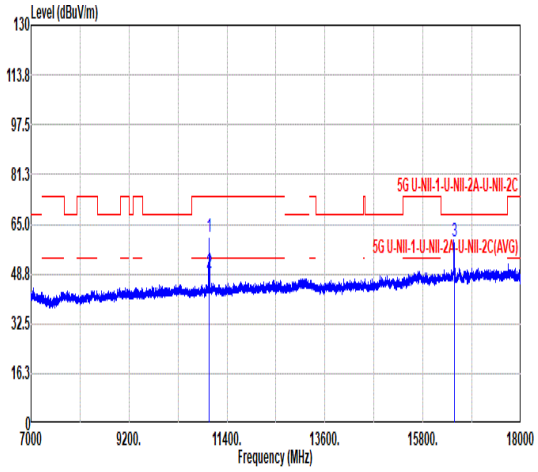 Freq Level Limit Line Over Limit Read Level Ant Factor Cable Loss Preamp Factor Aux Factor APos TPos Remark MHz dBuV/m dBuV/m dB dBuV dB/m dB dB dB cm deg 1 11000.00 60.59 74.00 -13.41 70.58 37.70 15.76 63.45 0.00 284 352 PEAK 2 11000.00 49.23 54.00 -4.77 59.22 37.70 15.76 63.45 0.00 284 352 AVERAGE 3 16500.00 59.56 68.20 -8.64 61.59 42.00 19.70 63.73 0.00 300 200 PEAK

Mode	17	
	Harmonic	
	U-NII-2C_5.47-5.725_802.11n HT20_CH116_5580MHz	
ANT	1	
Pol.	Horizontal	Vertical
Peak Avg	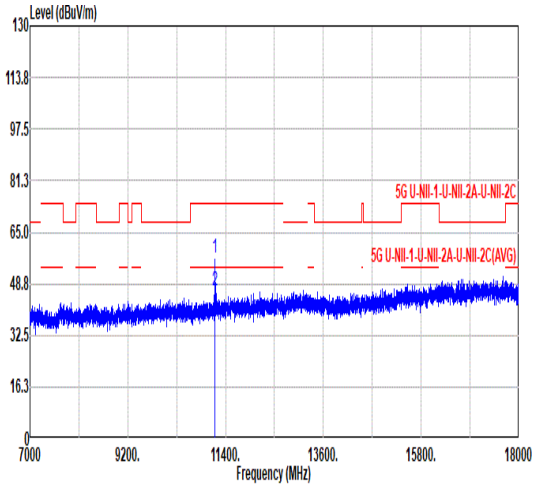 Freq Level Limit Line Over Limit Read Level Ant Factor Cable Loss Preamp Factor Aux Factor APos TPos Remark MHz dBuV/m dBuV/m dB dBuV dB/m dB dB dB cm deg 1 11160.00 57.01 74.00 -16.99 66.51 37.89 15.88 63.27 0.00 388 352 PEAK 2 11160.00 46.81 54.00 -7.19 56.31 37.89 15.88 63.27 0.00 388 352 AVERAGE	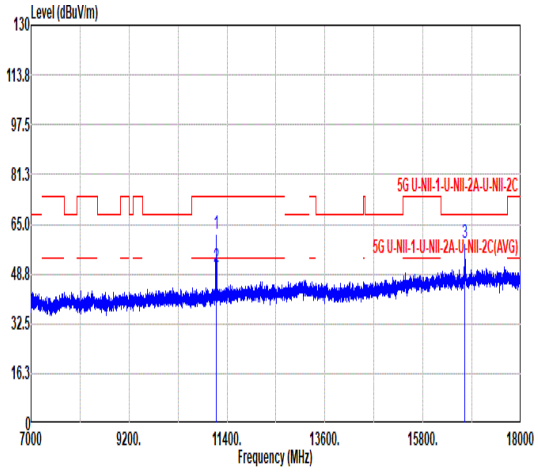 Freq Level Limit Line Over Limit Read Level Ant Factor Cable Loss Preamp Factor Aux Factor APos TPos Remark MHz dBuV/m dBuV/m dB dBuV dB/m dB dB dB cm deg 1 11160.00 61.75 74.00 -12.25 71.25 37.89 15.88 63.27 0.00 388 219 PEAK 2 11160.00 50.83 54.00 -3.17 60.33 37.89 15.88 63.27 0.00 388 219 AVERAGE 3 16740.00 59.00 68.20 -9.20 60.93 42.15 19.84 63.92 0.00 388 219 PEAK

Mode	18	
	Band Edge	
	U-NII-2C_5.47-5.725_802.11n HT20_CH140_5700MHz	
ANT	1	
Pol.	Horizontal	Fundamental
Peak	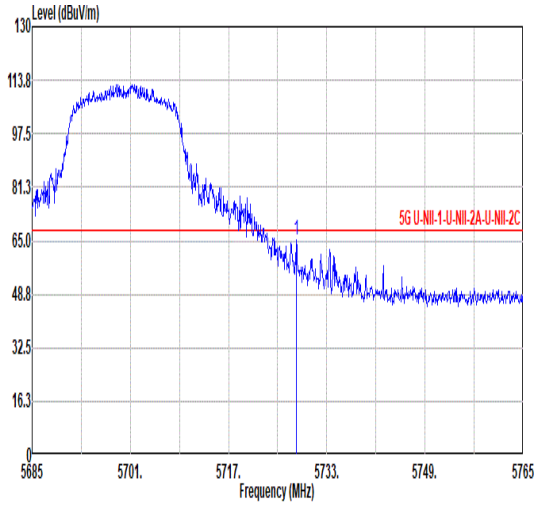 Freq Level Limit Line Over Limit Read Level Ant Factor Cable Loss Preamp Factor Aux Factor APos TPos Remark MHz dBuV/m dBuV/m dB dBuV dB/m dB dB dB cm deg 1 5728.04 65.17 68.20 -3.03 55.63 35.36 11.33 37.15 0.00 100 239 PEAK	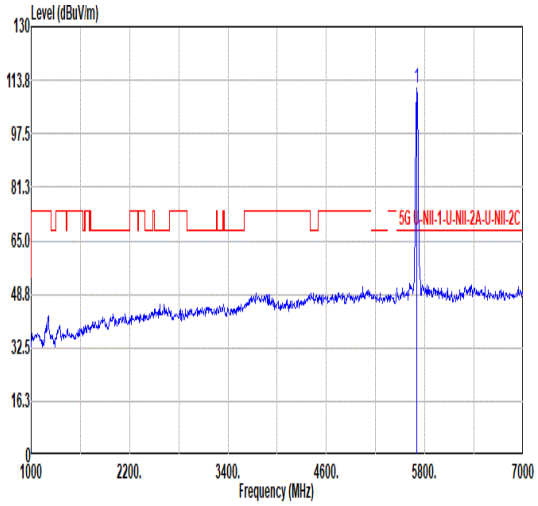 Freq Level Limit Line Over Limit Read Level Ant Factor Cable Loss Preamp Factor Aux Factor APos TPos Remark MHz dBuV/m dBuV/m dB dBuV dB/m dB dB dB cm deg 1 5700.00 111.18 ------ ------ 101.69 35.31 11.30 37.12 0.00 100 239 PEAK
Avg	Blank	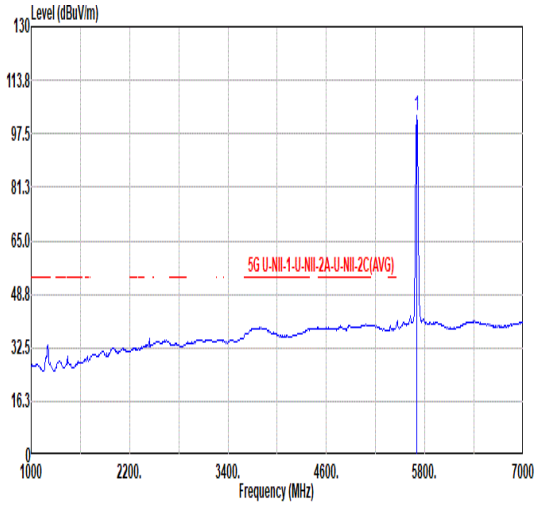 Freq Level Limit Line Over Limit Read Level Ant Factor Cable Loss Preamp Factor Aux Factor APos TPos Remark MHz dBuV/m dBuV/m dB dBuV dB/m dB dB dB cm deg 1 5700.00 103.00 ------ ------ 93.51 35.31 11.30 37.12 0.00 100 239 AVERAGE

Mode	18	
	Band Edge	
	U-NII-2C_5.47-5.725_802.11n HT20_CH140_5700MHz	
ANT	1	
Pol.	Vertical	Fundamental
Peak	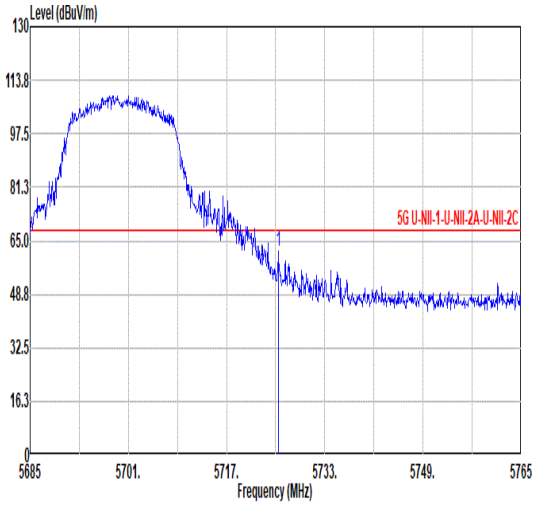 Freq Level Limit Line Over Limit Read Level Ant Factor Cable Loss Preamp Factor Aux Factor APos TPos Remark MHz dBuV/m dBuV/m dB dBuV dB/m dB dB dB cm deg 1 5725.40 61.73 68.20 -6.47 52.20 35.35 11.33 37.15 0.00 300 300 PEAK	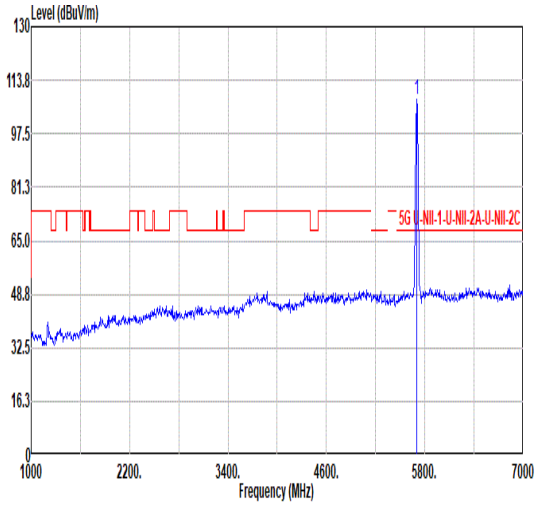 Freq Level Limit Line Over Limit Read Level Ant Factor Cable Loss Preamp Factor Aux Factor APos TPos Remark MHz dBuV/m dBuV/m dB dBuV dB/m dB dB dB cm deg 1 5700.00 107.79 ------ ------ 98.30 35.31 11.30 37.12 0.00 300 300 PEAK
Avg	Blank	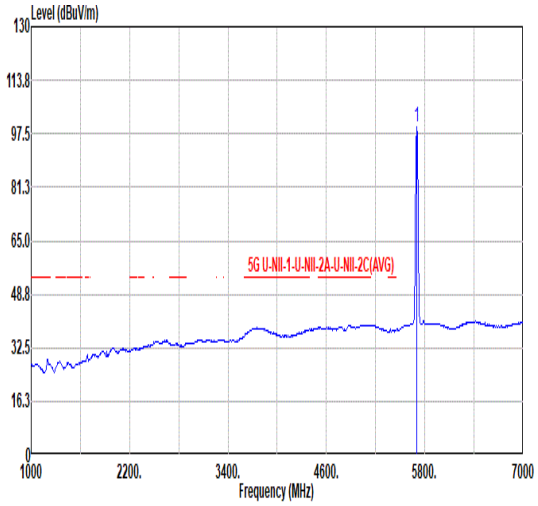 Freq Level Limit Line Over Limit Read Level Ant Factor Cable Loss Preamp Factor Aux Factor APos TPos Remark MHz dBuV/m dBuV/m dB dBuV dB/m dB dB dB cm deg 1 5700.00 99.62 ------ ------ 90.13 35.31 11.30 37.12 0.00 300 300 AVERAGE

Mode	18	
	Harmonic	
	U-NII-2C_5.47-5.725_802.11n HT20_CH140_5700MHz	
ANT	1	
Pol.	Horizontal	Vertical
Peak Avg	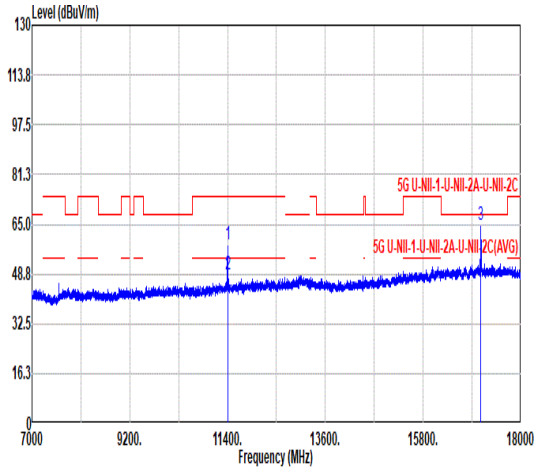 Freq Level Limit Line Over Limit Read Level Ant Factor Cable Loss Preamp Factor Aux Factor APos TPos Remark MHz dBuV/m dBuV/m dB dBuV dB/m dB dB dB cm deg 1 11400.00 58.14 74.00 -15.86 66.92 38.18 16.05 63.01 0.00 100 288 PEAK 2 11400.00 48.59 54.00 -5.41 57.37 38.18 16.05 63.01 0.00 100 288 AVERAGE 3 17100.00 64.60 68.20 -3.60 66.49 42.19 20.07 64.15 0.00 100 258 PEAK	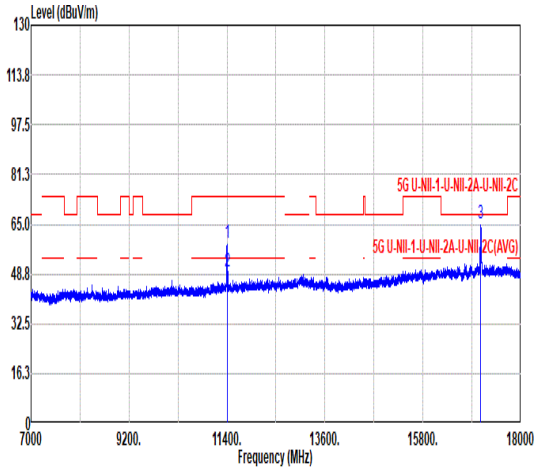 Freq Level Limit Line Over Limit Read Level Ant Factor Cable Loss Preamp Factor Aux Factor APos TPos Remark MHz dBuV/m dBuV/m dB dBuV dB/m dB dB dB cm deg 1 11400.00 59.05 74.00 -14.95 67.83 38.18 16.05 63.01 0.00 268 214 PEAK 2 11400.00 49.46 54.00 -4.54 58.24 38.18 16.05 63.01 0.00 268 214 AVERAGE 3 17100.00 65.07 68.20 -3.13 66.96 42.19 20.07 64.15 0.00 --- --- PEAK
Peak	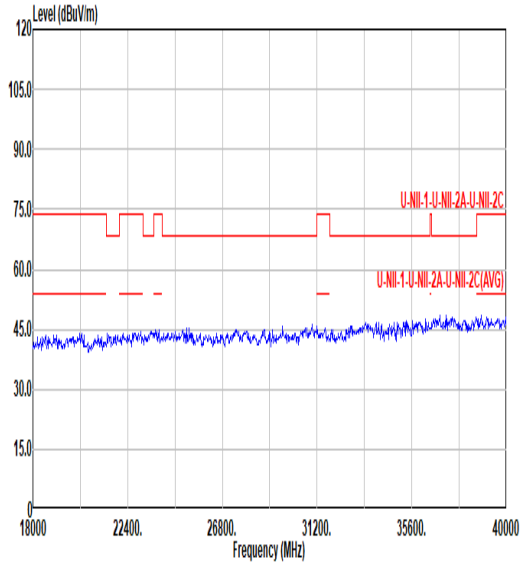 	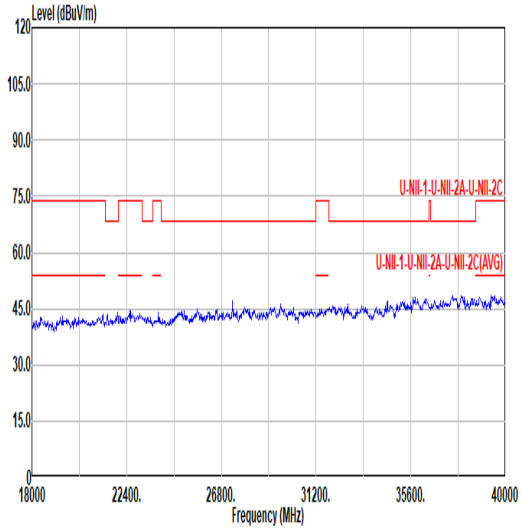

Note: Only the worst case has assessed 18G ~40GHz to test.

Mode	18
	LF
	U-NII-2C_5.47-5.725_802.11n HT20_CH140_5700MHz
ANT	1

Pol.	Horizontal	Vertical
Peak Avg	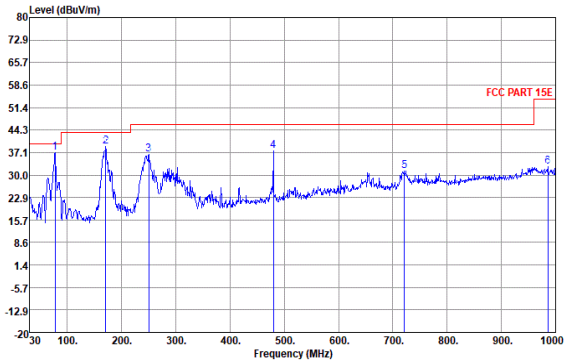	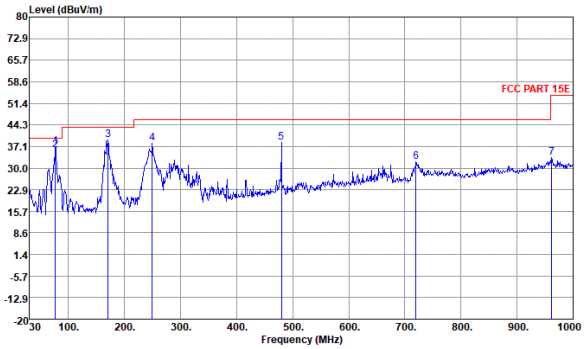

Horizontal:

	Freq	Level	Over Limit	Limit Line	ReadAntenna Level	Factor	Cable Loss	Preamp Factor	A/Pos	T/Pos	Remark
	MHz	dBuV/m	dB	dBuV/m	dBuV	dB/m	dB	dB	cm	deg	
1 p	77.53	36.99	-3.01	40.00	55.25	13.14	1.25	32.65	150	251	Peak
2	170.65	39.05	-4.45	43.50	54.50	15.38	1.90	32.73	121	102	Peak
3	250.19	36.66	-9.34	46.00	49.27	18.37	2.10	33.08	---	---	Peak
4	480.08	37.54	-8.46	46.00	44.24	23.43	3.14	33.27	---	---	Peak
5	721.61	31.37	-14.63	46.00	33.62	27.19	4.00	33.44	---	---	Peak
6	985.45	32.55	-21.45	54.00	28.92	30.44	4.66	31.47	---	---	Peak

Vertical:

	Freq	Level	Over Limit	Limit Line	ReadAntenna Level	Factor	Cable Loss	Preamp Factor	A/Pos	T/Pos	Remark
	MHz	dBuV/m	dB	dBuV/m	dBuV	dB/m	dB	dB	cm	deg	
1 p	76.56	37.20	-2.80	40.00	55.59	13.03	1.23	32.65	200	260	Peak
2 q	76.56	36.09	-3.91	40.00	54.48	13.03	1.23	32.65	200	260	QP
3	170.65	39.32	-4.18	43.50	54.77	15.38	1.90	32.73	100	223	Peak
4	249.22	38.10	-7.90	46.00	50.85	18.24	2.09	33.08	---	---	Peak
5	480.08	38.40	-7.60	46.00	45.10	23.43	3.14	33.27	---	---	Peak
6	719.67	32.18	-13.82	46.00	34.57	27.07	4.00	33.46	---	---	Peak
7	962.17	33.38	-20.62	54.00	29.63	30.92	4.61	31.78	---	---	Peak

Mode	19	
	Band Edge - L	
	U-NII-1_5.15-5.25_802.11n HT40_CH38_5190MHz	
ANT	1	
Pol.	Horizontal	Fundamental
Peak	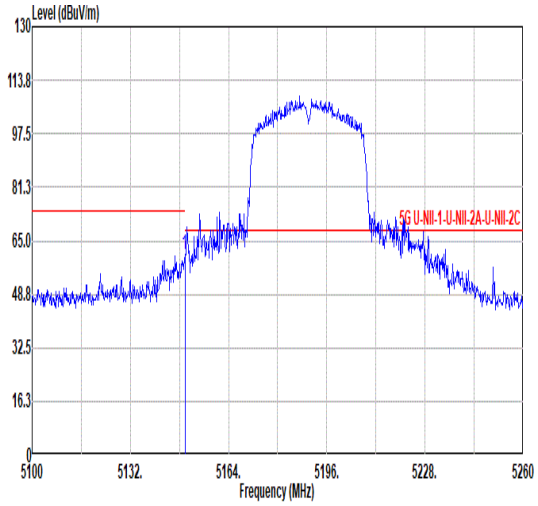 Limit Over Read Ant Cable Preamp Aux APos TPos Freq Level Line Limit Level Factor Loss Factor Factor Remark MHz dBuV/m dBuV/m dB dBuV dB/m dB dB dB cm deg 1 5149.76 60.68 74.00 -13.32 52.38 34.75 10.65 37.10 0.00 107 181 PEAK	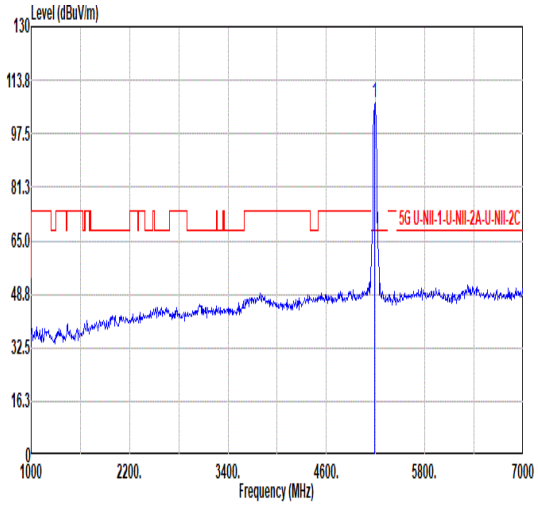 Limit Over Read Ant Cable Preamp Aux APos TPos Freq Level Line Limit Level Factor Loss Factor Factor Remark MHz dBuV/m dBuV/m dB dBuV dB/m dB dB dB cm deg 1 5190.00 107.14 ------ ------ 98.65 34.88 10.70 37.09 0.00 107 181 PEAK
Avg	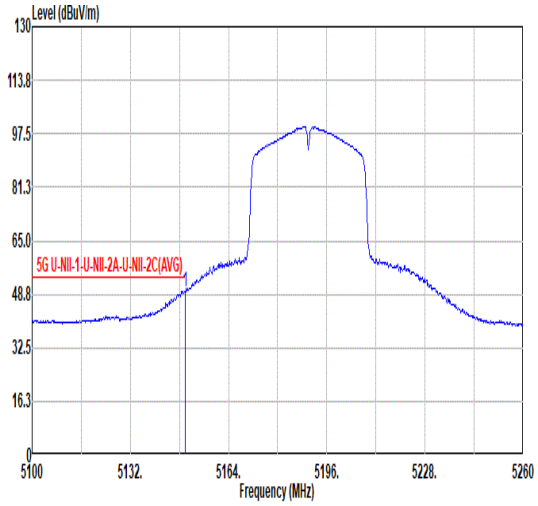 Limit Over Read Ant Cable Preamp Aux APos TPos Freq Level Line Limit Level Factor Loss Factor Factor Remark MHz dBuV/m dBuV/m dB dBuV dB/m dB dB dB cm deg 1 5149.92 49.70 54.00 -4.30 41.40 34.75 10.65 37.10 0.00 107 181 AVERAGE	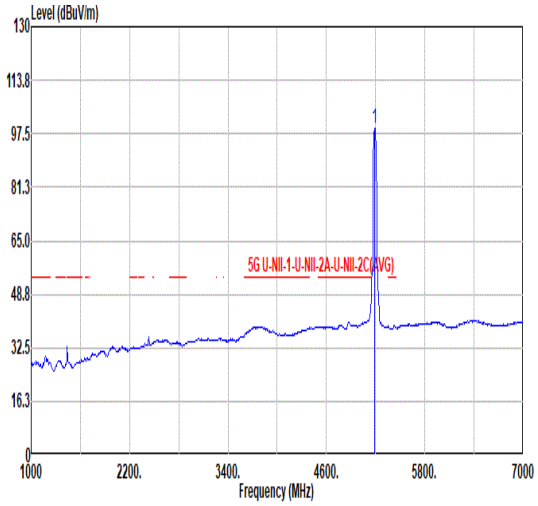 Limit Over Read Ant Cable Preamp Aux APos TPos Freq Level Line Limit Level Factor Loss Factor Factor Remark MHz dBuV/m dBuV/m dB dBuV dB/m dB dB dB cm deg 1 5190.00 99.32 ------ ------ 90.83 34.88 10.70 37.09 0.00 107 181 AVERAGE

Note: The higher Signals which are no mark are within frequency band can be ignored.

Mode	19	
	Band Edge - R	
	U-NII-1_5.15-5.25_802.11n HT40_CH38_5190MHz	
ANT	1	
Pol.	Horizontal	Fundamental
Peak	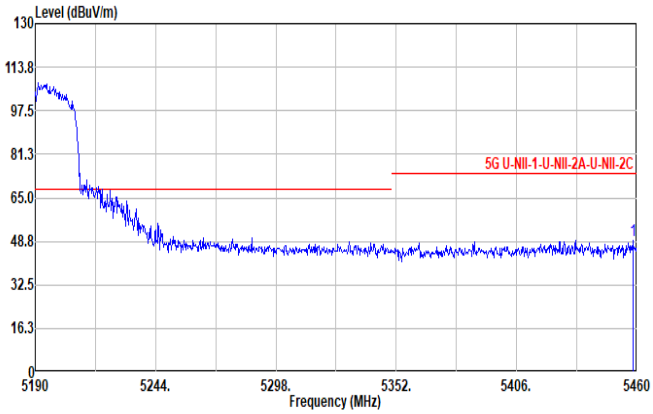 Freq Level Limit Line Over Limit Read Level Ant Factor Cable Loss Preamp Factor Aux Factor APos TPos Remark MHz dBuV/m dBuV/m dB dBuV dB/m dB dB dB cm deg 1 5458.11 49.12 74.00 -24.88 40.33 34.88 10.97 37.06 0.00 107 181 PEAK	Blank
Avg	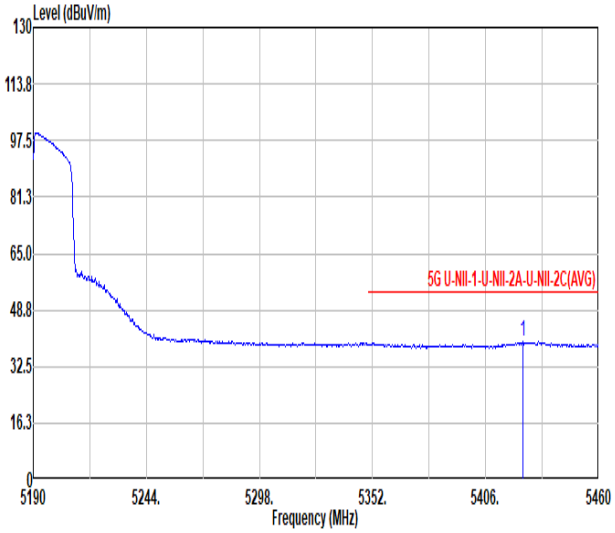 Freq Level Limit Line Over Limit Read Level Ant Factor Cable Loss Preamp Factor Aux Factor APos TPos Remark MHz dBuV/m dBuV/m dB dBuV dB/m dB dB dB cm deg 1 5423.82 39.62 54.00 -14.38 30.81 34.95 10.92 37.06 0.00 107 181 AVERAGE	Blank

Mode	19	
	Band Edge - L	
	U-NII-1_5.15-5.25_802.11n HT40_CH38_5190MHz	
ANT	1	
Pol.	Vertical	Fundamental
Peak	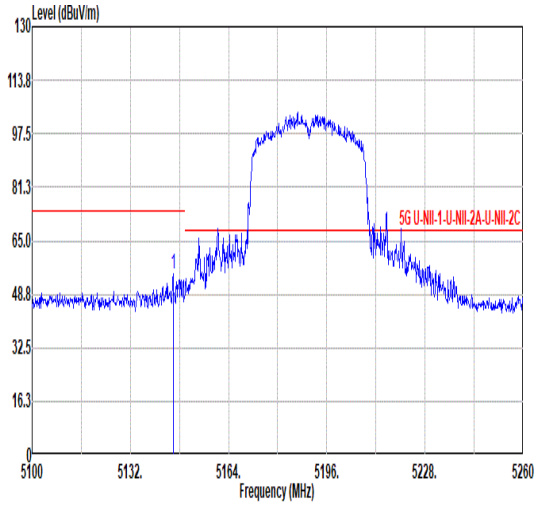 Freq Level Limit Line Over Limit Read Level Ant Factor Cable Loss Preamp Factor Aux Factor APos TPos Remark MHz dBuV/m dBuV/m dB dBuV dB/m dB dB dB cm deg 1 5145.92 54.73 74.00 -19.27 46.44 34.74 10.65 37.10 0.00 357 257 PEAK	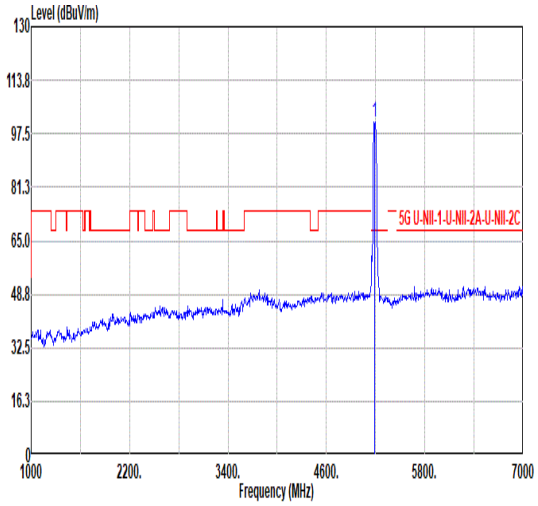 Freq Level Limit Line Over Limit Read Level Ant Factor Cable Loss Preamp Factor Aux Factor APos TPos Remark MHz dBuV/m dBuV/m dB dBuV dB/m dB dB dB cm deg 1 5190.00 101.17 ------ ------ 92.68 34.88 10.70 37.09 0.00 357 257 PEAK
Avg	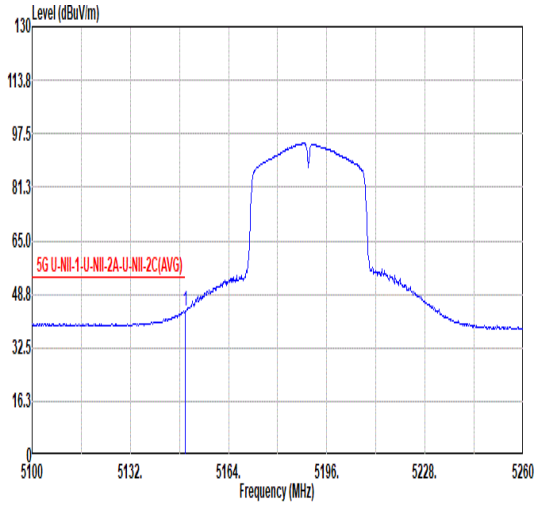 Freq Level Limit Line Over Limit Read Level Ant Factor Cable Loss Preamp Factor Aux Factor APos TPos Remark MHz dBuV/m dBuV/m dB dBuV dB/m dB dB dB cm deg 1 5149.92 43.88 54.00 -10.12 35.58 34.75 10.65 37.10 0.00 357 257 AVERAGE	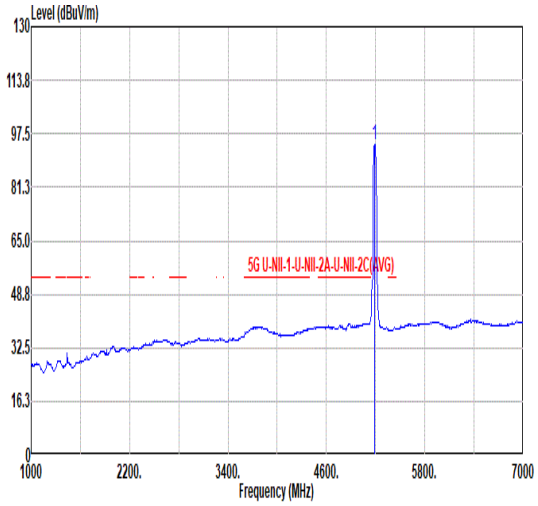 Freq Level Limit Line Over Limit Read Level Ant Factor Cable Loss Preamp Factor Aux Factor APos TPos Remark MHz dBuV/m dBuV/m dB dBuV dB/m dB dB dB cm deg 1 5190.00 94.39 ------ ------ 85.93 34.86 10.70 37.10 0.00 357 257 AVERAGE

Note: The higher Signals which are no mark are within frequency band can be ignored.

Mode	19	
	Band Edge - R	
	U-NII-1_5.15-5.25_802.11n HT40_CH38_5190MHz	
ANT	1	
Pol.	Vertical	Fundamental
Peak	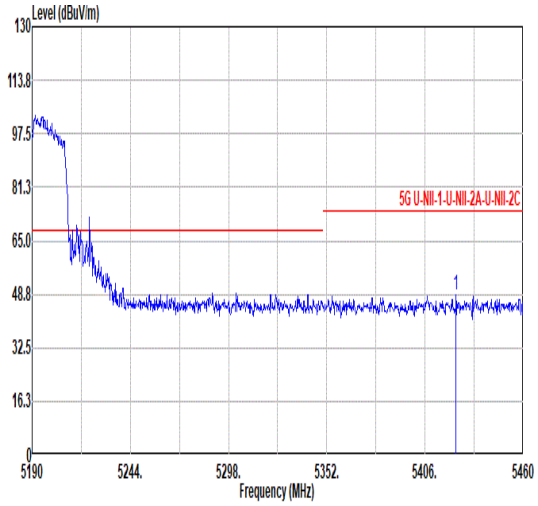 Limit Over Read Ant Cable Preamp Aux APos TPos Freq Level Line Limit Level Factor Loss Factor Factor Remark MHz dBuV/m dBuV/m dB dBuV dB/m dB dB dB cm deg 1 5423.01 48.79 74.00 -25.21 39.98 34.95 10.92 37.06 0.00 357 257 PEAK	Blank
Avg	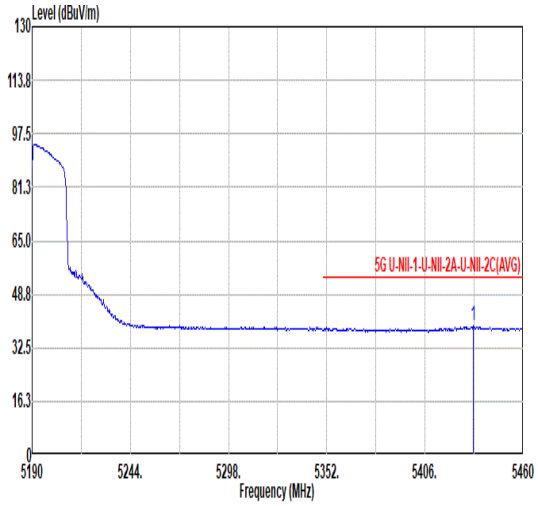 Limit Over Read Ant Cable Preamp Aux APos TPos Freq Level Line Limit Level Factor Loss Factor Factor Remark MHz dBuV/m dBuV/m dB dBuV dB/m dB dB dB cm deg 1 5432.73 39.02 54.00 -14.98 30.22 34.93 10.93 37.06 0.00 357 257 AVERAGE	Blank

Mode	19	
	Harmonic	
	U-NII-1_5.15-5.25_802.11n HT40_CH38_5190MHz	
ANT	1	
Pol.	Horizontal	Vertical
Peak Avg	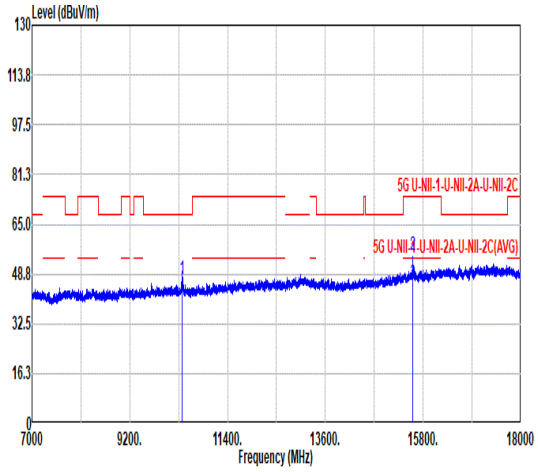 Freq Level Limit Line Over Limit Read Level Ant Factor Cable Loss Preamp Factor Aux Factor APos TPos Remark MHz dBuV/m dBuV/m dB dBuV dB/m dB dB dB cm deg 1 10380.00 46.88 68.20 -21.32 58.31 37.39 15.31 64.13 0.00 --- --- PEAK 2 15570.00 54.73 74.00 -19.27 57.55 40.88 19.10 62.80 0.00 363 333 PEAK 3 15570.00 45.81 54.00 -8.19 48.63 40.88 19.10 62.80 0.00 363 333 AVERAGE	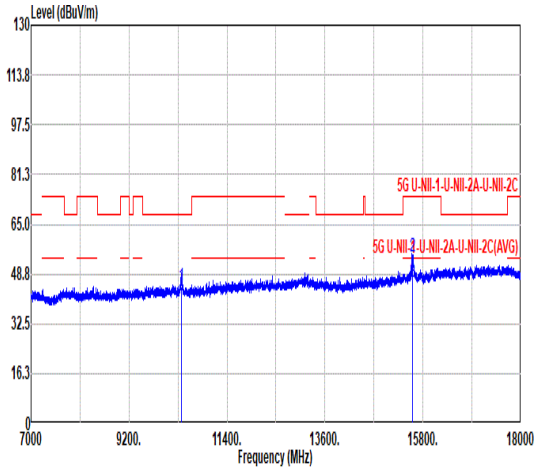 Freq Level Limit Line Over Limit Read Level Ant Factor Cable Loss Preamp Factor Aux Factor APos TPos Remark MHz dBuV/m dBuV/m dB dBuV dB/m dB dB dB cm deg 1 10380.00 44.62 68.20 -23.58 56.05 37.39 15.31 64.13 0.00 --- --- PEAK 2 15570.00 54.63 74.00 -19.37 57.45 40.88 19.10 62.80 0.00 100 54 PEAK 3 15570.00 46.00 54.00 -8.00 48.82 40.88 19.10 62.80 0.00 100 54 AVERAGE

Mode	20	
	Harmonic	
	U-NII-1_5.15-5.25_802.11n HT40_CH46_5230MHz	
ANT	1	
Pol.	Horizontal	Vertical
Peak Avg	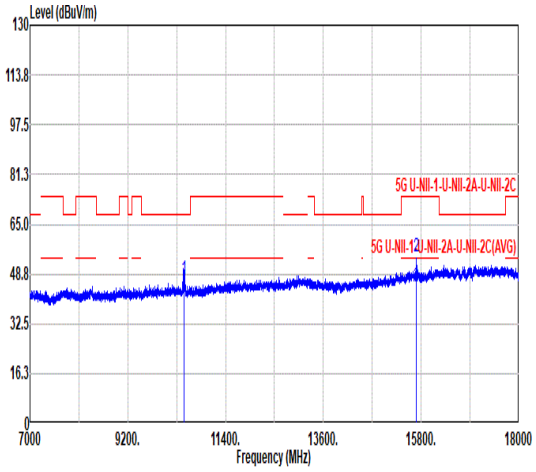 Freq Level Limit Line Over Limit Read Level Ant Factor Cable Loss Preamp Factor Aux Factor APos TPos Remark MHz dBuV/m dBuV/m dB dBuV dB/m dB dB dB cm deg 1 10460.00 47.06 68.20 -21.14 58.30 37.43 15.37 64.04 0.00 --- --- PEAK 2 15690.00 54.47 74.00 -19.53 57.11 41.11 19.19 62.94 0.00 100 302 PEAK 3 15690.00 44.50 54.00 -9.50 47.14 41.11 19.19 62.94 0.00 100 302 AVERAGE	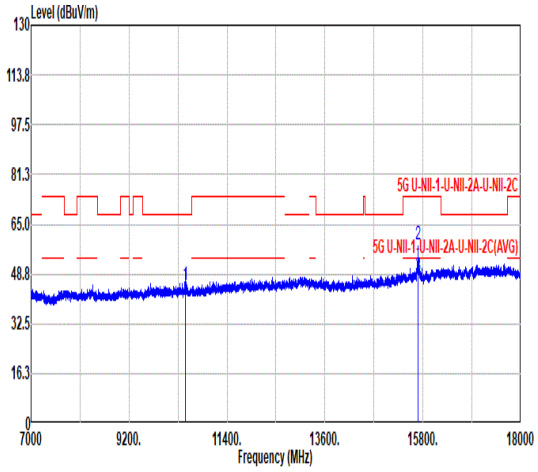 Freq Level Limit Line Over Limit Read Level Ant Factor Cable Loss Preamp Factor Aux Factor APos TPos Remark MHz dBuV/m dBuV/m dB dBuV dB/m dB dB dB cm deg 1 10460.00 45.27 68.20 -22.93 56.51 37.43 15.37 64.04 0.00 --- --- PEAK 2 15690.00 58.54 74.00 -15.46 61.18 41.11 19.19 62.94 0.00 316 47 PEAK 3 15690.00 48.16 54.00 -5.84 50.80 41.12 19.19 62.95 0.00 316 47 AVERAGE

Mode	21	
	Harmonic	
	U-NII-2A_5.25-5.35_802.11n HT40_CH54_5270MHz	
ANT	1	
Pol.	Horizontal	Vertical
Peak Avg	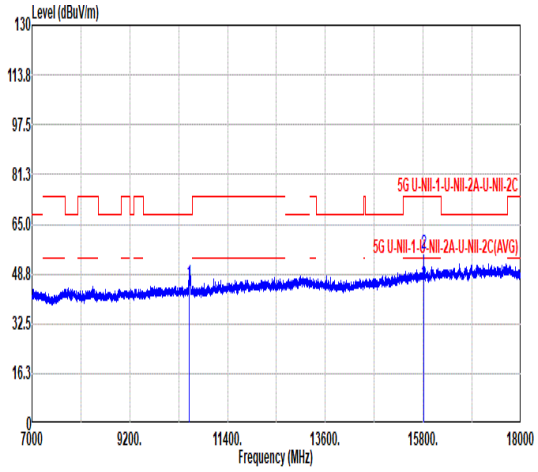 Freq Level Limit Line Over Limit Read Level Ant Factor Cable Loss Preamp Factor Aux Factor APos TPos Remark MHz dBuV/m dBuV/m dB dBuV dB/m dB dB dB cm deg 1 10540.00 45.76 68.20 -22.44 56.82 37.47 15.43 63.96 0.00 --- --- PEAK 2 15810.00 55.60 74.00 -18.40 58.07 41.34 19.28 63.09 0.00 396 332 PEAK 3 15810.00 45.34 54.00 -8.66 47.81 41.34 19.28 63.09 0.00 396 332 AVERAGE	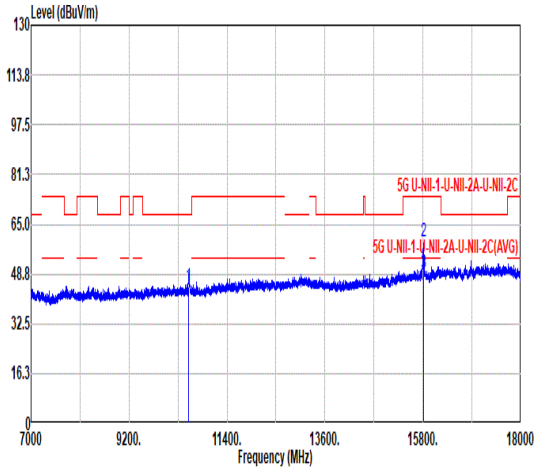 Freq Level Limit Line Over Limit Read Level Ant Factor Cable Loss Preamp Factor Aux Factor APos TPos Remark MHz dBuV/m dBuV/m dB dBuV dB/m dB dB dB cm deg 1 10540.00 44.68 68.20 -23.52 55.74 37.47 15.43 63.96 0.00 --- --- PEAK 2 15810.00 59.48 74.00 -14.52 61.95 41.34 19.28 63.09 0.00 354 37 PEAK 3 15810.00 49.17 54.00 -4.83 51.64 41.34 19.28 63.09 0.00 354 37 AVERAGE

Mode	22	
	Band Edge - L	
	U-NII-2A_5.25-5.35_802.11n HT40_CH62_5310MHz	
ANT	1	
Pol.	Horizontal	Fundamental
Peak	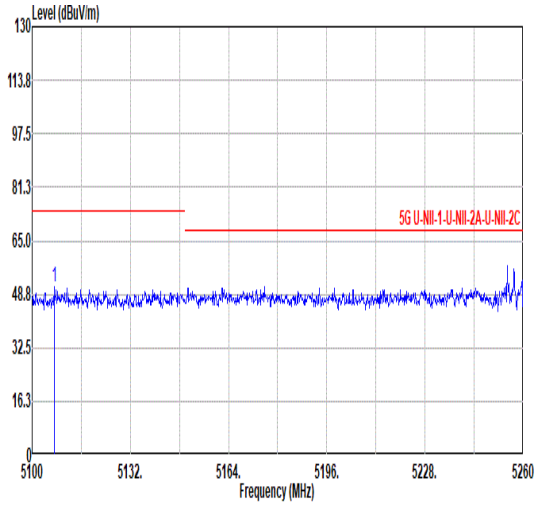 Freq Level Limit Line Over Limit Read Level Ant Factor Cable Loss Preamp Factor Aux Factor APos TPos Remark MHz dBuV/m dBuV/m dB dBuV dB/m dB dB dB cm deg 1 5107.20 50.89 74.00 -23.11 42.77 34.62 10.61 37.11 0.00 112 178 PEAK	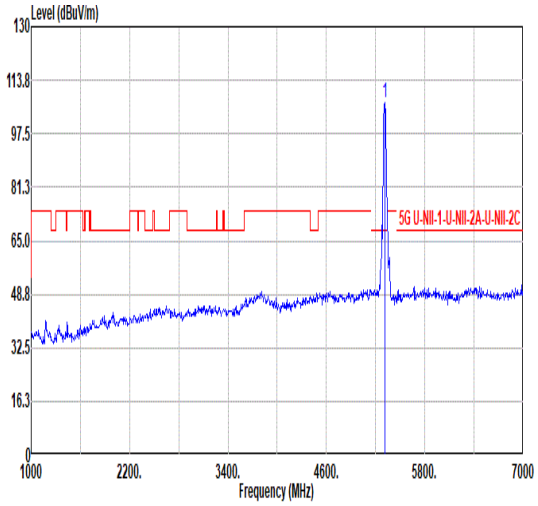 Freq Level Limit Line Over Limit Read Level Ant Factor Cable Loss Preamp Factor Aux Factor APos TPos Remark MHz dBuV/m dBuV/m dB dBuV dB/m dB dB dB cm deg 1 5310.00 107.02 ------ ------ 98.39 34.91 10.80 37.08 0.00 112 178 PEAK
Avg	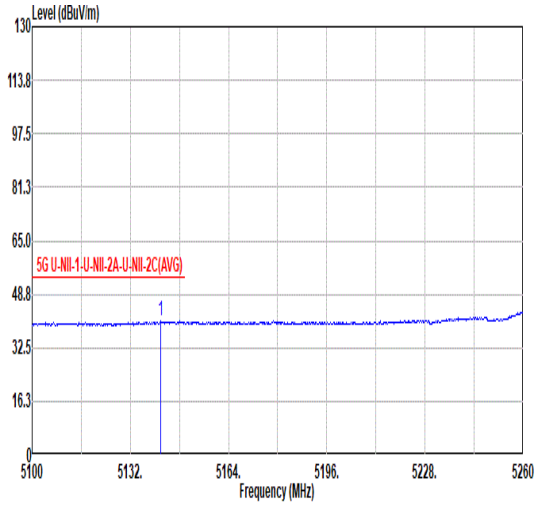 Freq Level Limit Line Over Limit Read Level Ant Factor Cable Loss Preamp Factor Aux Factor APos TPos Remark MHz dBuV/m dBuV/m dB dBuV dB/m dB dB dB cm deg 1 5141.92 40.67 54.00 -13.33 32.39 34.73 10.65 37.10 0.00 112 178 AVERAGE	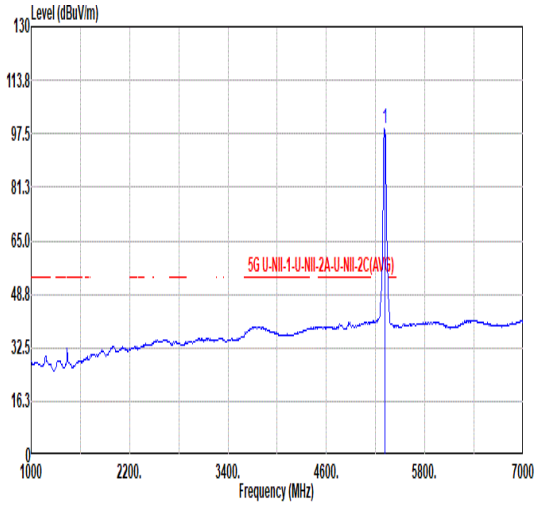 Freq Level Limit Line Over Limit Read Level Ant Factor Cable Loss Preamp Factor Aux Factor APos TPos Remark MHz dBuV/m dBuV/m dB dBuV dB/m dB dB dB cm deg 1 5310.00 98.93 ------ ------ 90.30 34.91 10.80 37.08 0.00 112 178 AVERAGE

Mode	22	
	Band Edge - R	
	U-NII-2A_5.25-5.35_802.11n HT40_CH62_5310MHz	
ANT	1	
Pol.	Horizontal	Fundamental
Peak	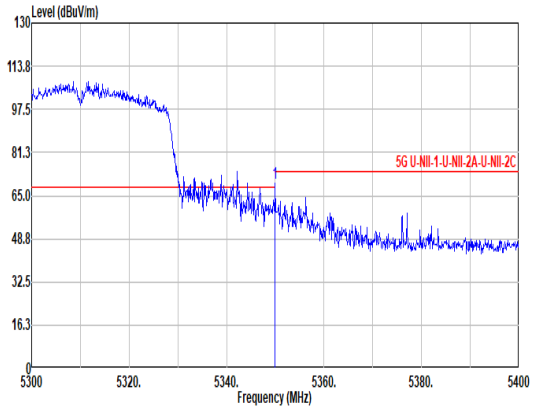 Freq Level Limit Line Over Limit Read Level Ant Factor Cable Loss Preamp Factor Aux Factor APos TPos Remark MHz dBuV/m dBuV/m dB dBuV dB/m dB dB dB cm deg 1 5350.00 69.70 74.00 -4.30 60.98 34.95 10.84 37.07 0.00 112 178 PEAK	Blank
Avg	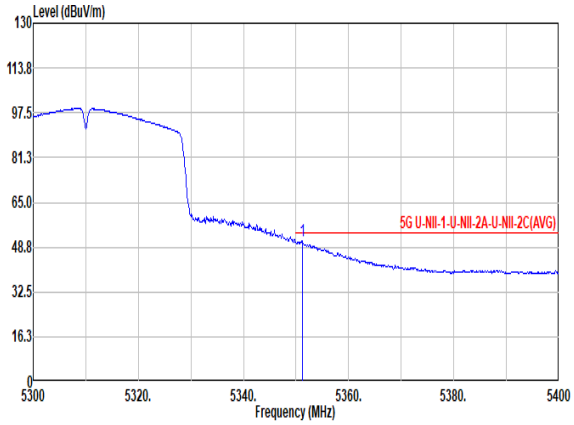 Freq Level Limit Line Over Limit Read Level Ant Factor Cable Loss Preamp Factor Aux Factor APos TPos Remark MHz dBuV/m dBuV/m dB dBuV dB/m dB dB dB cm deg 1 5351.20 50.81 54.00 -3.19 42.09 34.95 10.84 37.07 0.00 112 178 AVERAGE	Blank

Mode	22	
	Band Edge - L	
	U-NII-2A_5.25-5.35_802.11n HT40_CH62_5310MHz	
ANT	1	
Pol.	Vertical	Fundamental
Peak	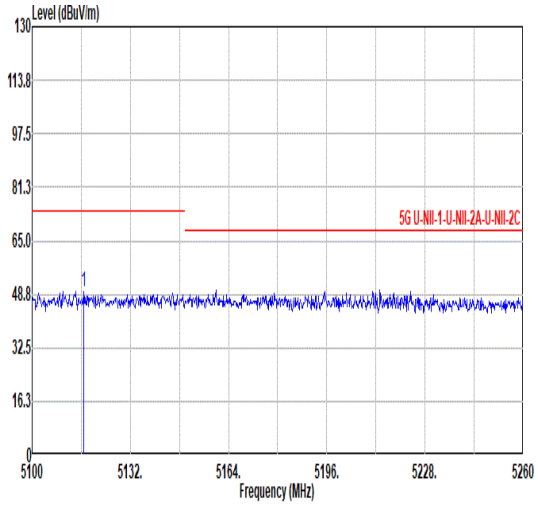 Freq Level Limit Line Over Limit Read Level Ant Factor Cable Loss Preamp Factor Aux Factor APos TPos Remark MHz dBuV/m dBuV/m dB dBuV dB/m dB dB dB cm deg 1 5116.80 49.52 74.00 -24.48 41.36 34.65 10.62 37.11 0.00 380 253 PEAK	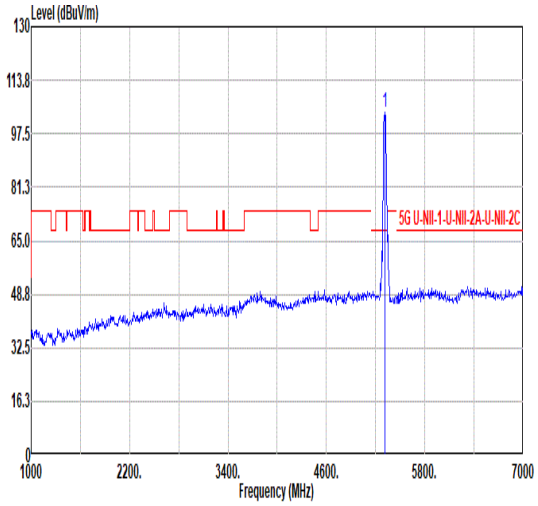 Freq Level Limit Line Over Limit Read Level Ant Factor Cable Loss Preamp Factor Aux Factor APos TPos Remark MHz dBuV/m dBuV/m dB dBuV dB/m dB dB dB cm deg 1 5310.00 103.93 ------ ------ 95.30 34.91 10.80 37.08 0.00 380 253 PEAK
Avg	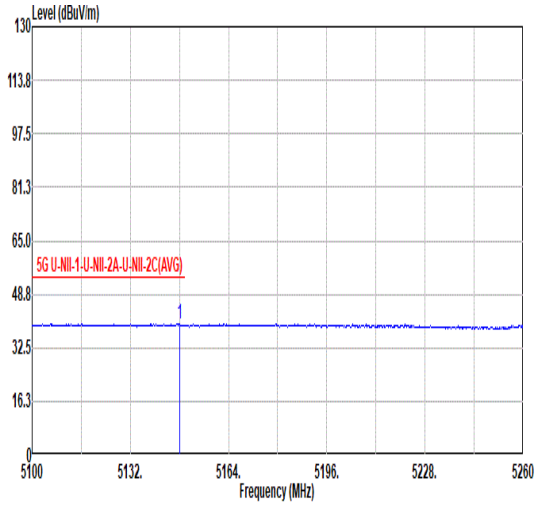 Freq Level Limit Line Over Limit Read Level Ant Factor Cable Loss Preamp Factor Aux Factor APos TPos Remark MHz dBuV/m dBuV/m dB dBuV dB/m dB dB dB cm deg 1 5148.16 39.90 54.00 -14.10 31.61 34.74 10.65 37.10 0.00 380 253 AVERAGE	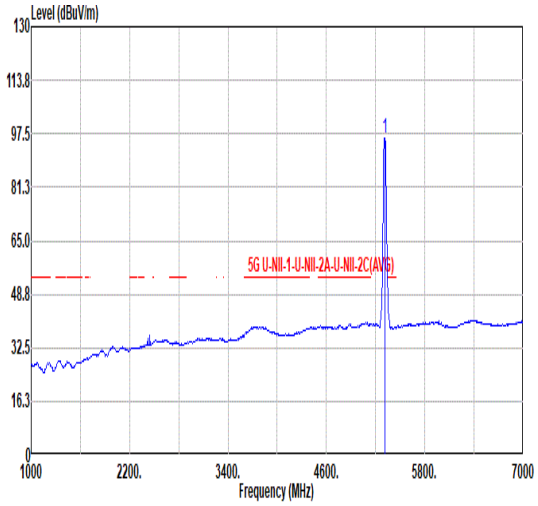 Freq Level Limit Line Over Limit Read Level Ant Factor Cable Loss Preamp Factor Aux Factor APos TPos Remark MHz dBuV/m dBuV/m dB dBuV dB/m dB dB dB cm deg 1 5310.00 96.19 ------ ------ 87.56 34.91 10.80 37.08 0.00 380 253 AVERAGE

Mode	22	
	Band Edge - R	
	U-NII-2A_5.25-5.35_802.11n HT40_CH62_5310MHz	
ANT	1	
Pol.	Vertical	Fundamental
Peak	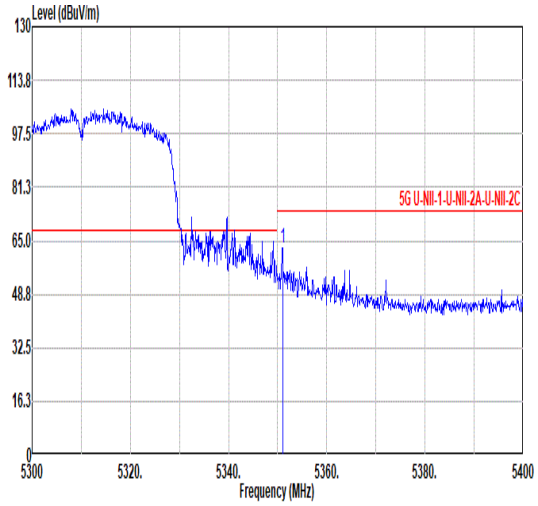 Freq Level Limit Line Over Limit Read Level Ant Factor Cable Loss Preamp Factor Aux Factor APos TPos Remark MHz dBuV/m dBuV/m dB dBuV dB/m dB dB dB cm deg 1 5351.00 62.90 74.00 -11.10 54.18 34.95 10.84 37.07 0.00 380 253 PEAK	Blank
Avg	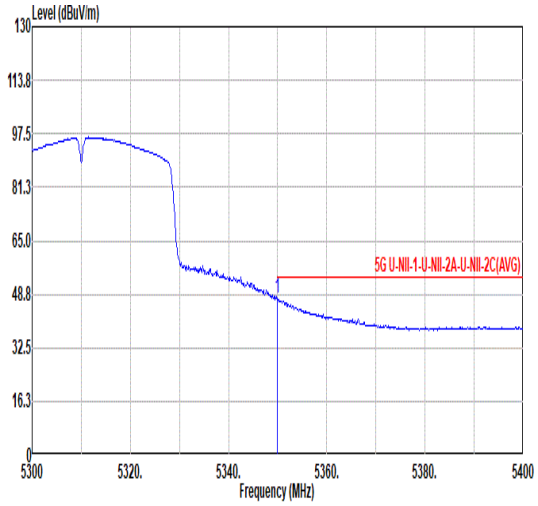 Freq Level Limit Line Over Limit Read Level Ant Factor Cable Loss Preamp Factor Aux Factor APos TPos Remark MHz dBuV/m dBuV/m dB dBuV dB/m dB dB dB cm deg 1 5350.00 47.47 54.00 -6.53 38.75 34.95 10.84 37.07 0.00 380 253 AVERAGE	Blank

Mode	22	
	Harmonic	
	U-NII-2A_5.25-5.35_802.11n HT40_CH62_5310MHz	
ANT	1	
Pol.	Horizontal	Vertical
Peak Avg	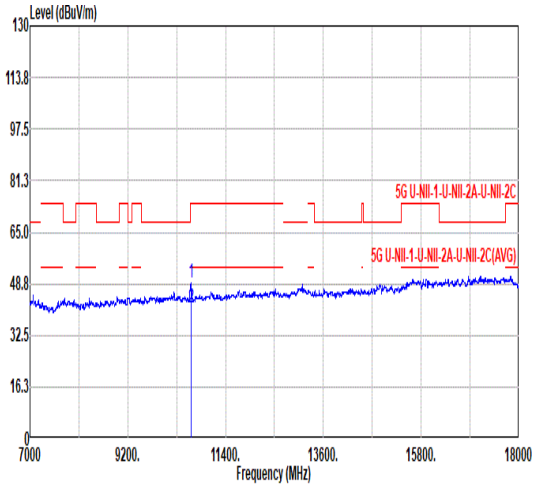 Freq Level Limit Line Over Limit Read Level Ant Factor Cable Loss Preamp Factor Aux Factor APos TPos Remark MHz dBuV/m dBuV/m dB dBuV dB/m dB dB dB cm deg 1 10620.00 49.28 74.00 -24.72 60.15 37.51 15.49 63.87 0.00 305 360 PEAK 2 10620.00 41.14 54.00 -12.86 52.01 37.51 15.49 63.87 0.00 305 360 AVERAGE	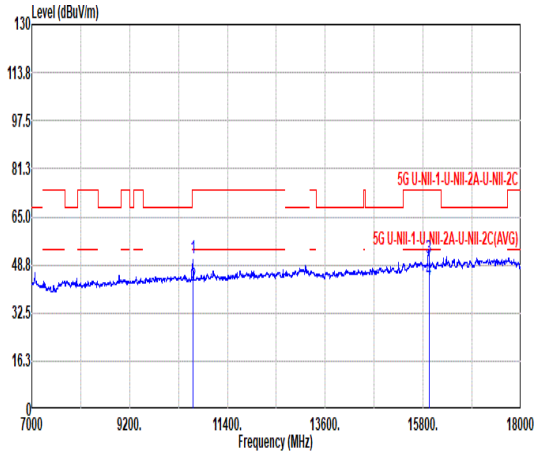 Freq Level Limit Line Over Limit Read Level Ant Factor Cable Loss Preamp Factor Aux Factor APos TPos Remark MHz dBuV/m dBuV/m dB dBuV dB/m dB dB dB cm deg 1 10620.00 51.00 74.00 -23.00 61.87 37.51 15.49 63.87 0.00 100 22 PEAK 2 10620.00 41.92 54.00 -12.08 52.79 37.51 15.49 63.87 0.00 100 22 AVERAGE 3 15930.00 51.16 74.00 -22.84 53.46 41.57 19.37 63.24 0.00 100 43 PEAK 4 15930.00 43.66 54.00 -10.34 45.95 41.57 19.37 63.23 0.00 100 43 AVERAGE

Mode	23	
	Band Edge - L	
	U-NII-2C_5.47-5.725_802.11n HT40_CH102_5510MHz	
ANT	1	
Pol.	Horizontal	Fundamental
Peak	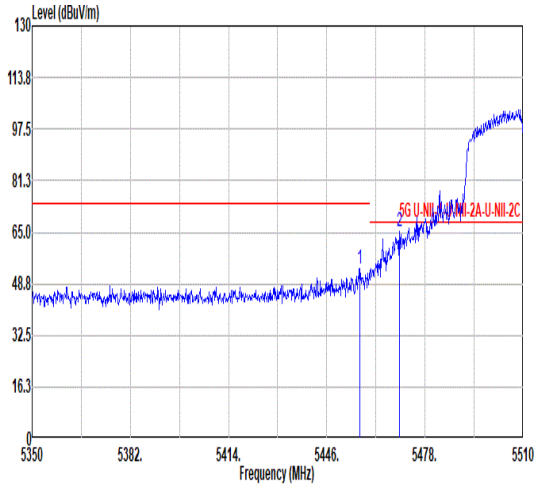 Freq Level Limit Line Over Limit Read Level Ant Factor Cable Loss Preamp Factor Aux Factor APos TPos Remark MHz dBuV/m dBuV/m dB dBuV dB/m dB dB dB cm deg 1 5456.88 53.52 74.00 -20.48 44.73 34.89 10.96 37.06 0.00 100 348 PEAK 2 5469.68 65.02 68.20 -3.18 56.23 34.86 10.98 37.05 0.00 100 348 PEAK	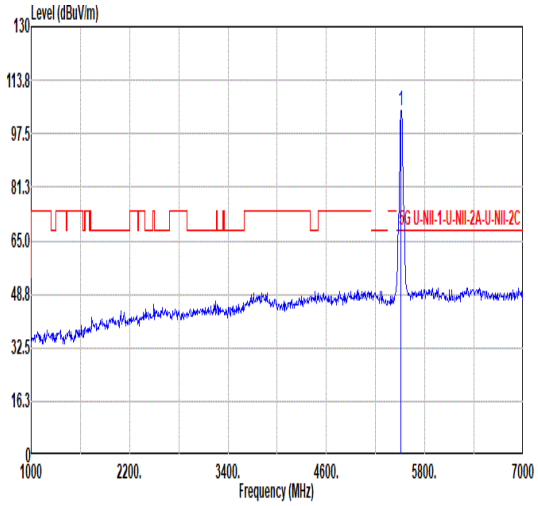 Freq Level Limit Line Over Limit Read Level Ant Factor Cable Loss Preamp Factor Aux Factor APos TPos Remark MHz dBuV/m dBuV/m dB dBuV dB/m dB dB dB cm deg 1 5510.00 104.58 ------ ------ 95.74 34.85 11.04 37.05 0.00 100 348 PEAK
Avg	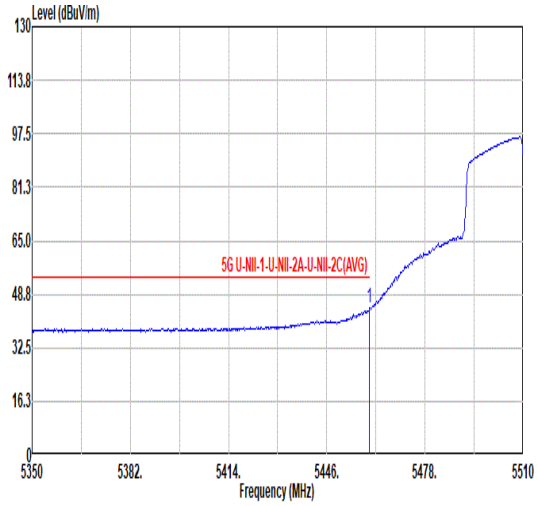 Freq Level Limit Line Over Limit Read Level Ant Factor Cable Loss Preamp Factor Aux Factor APos TPos Remark MHz dBuV/m dBuV/m dB dBuV dB/m dB dB dB cm deg 1 5459.92 44.55 54.00 -9.45 35.76 34.88 10.97 37.06 0.00 100 348 AVERAGE	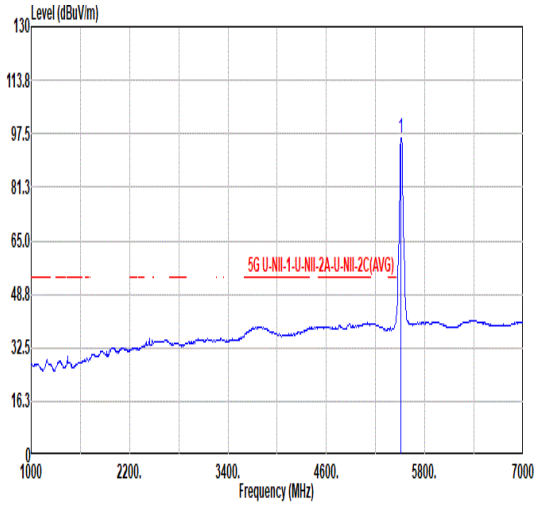 Freq Level Limit Line Over Limit Read Level Ant Factor Cable Loss Preamp Factor Aux Factor APos TPos Remark MHz dBuV/m dBuV/m dB dBuV dB/m dB dB dB cm deg 1 5510.00 96.26 ------ ------ 87.42 34.85 11.04 37.05 0.00 100 348 AVERAGE

Mode	23	
	Band Edge - R	
	U-NII-2C_5.47-5.725_802.11n HT40_CH102_5510MHz	
ANT	1	
Pol.	Horizontal	Fundamental
Peak	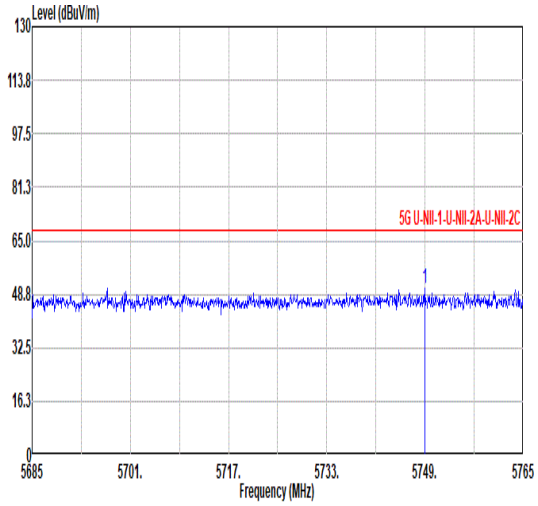 Freq Level Limit Line Over Limit Read Level Ant Factor Cable Loss Preamp Factor Aux Factor APos TPos Remark MHz dBuV/m dBuV/m dB dBuV dB/m dB dB dB cm deg 1 5748.92 50.31 68.20 -17.89 40.72 35.40 11.37 37.18 0.00 100 348 PEAK	Blank

Mode	23	
	Band Edge - L	
	U-NII-2C_5.47-5.725_802.11n HT40_CH102_5510MHz	
ANT	1	
Pol.	Vertical	Fundamental
Peak	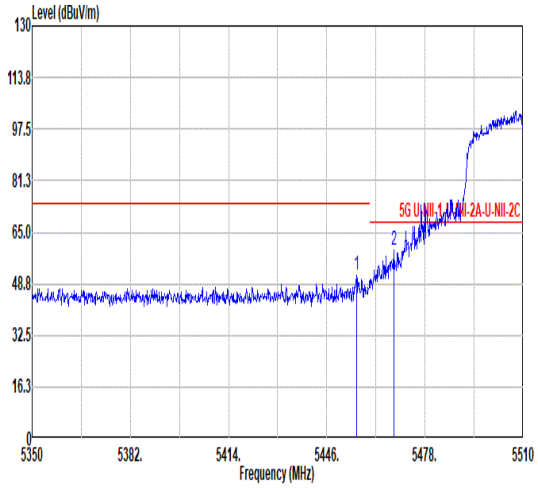 Freq Level Limit Line Over Limit Read Level Ant Factor Cable Loss Preamp Factor Aux Factor APos TPos Remark MHz dBuV/m dBuV/m dB dBuV dB/m dB dB dB cm deg 1 5455.76 51.74 74.00 -22.26 42.95 34.89 10.96 37.06 0.00 334 243 PEAK 2 5467.76 59.17 68.20 -9.03 50.38 34.86 10.98 37.05 0.00 334 243 PEAK	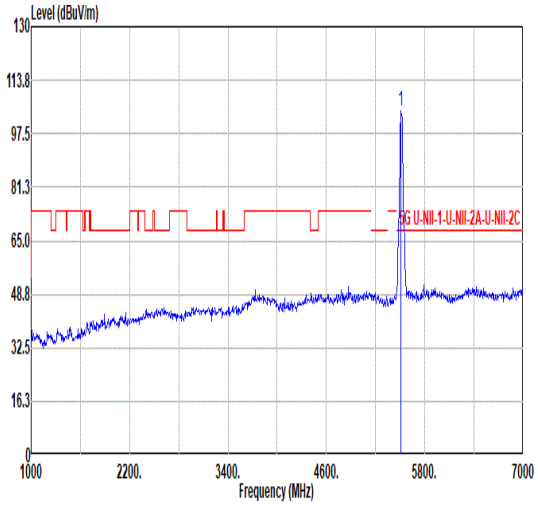 Freq Level Limit Line Over Limit Read Level Ant Factor Cable Loss Preamp Factor Aux Factor APos TPos Remark MHz dBuV/m dBuV/m dB dBuV dB/m dB dB dB cm deg 1 5510.00 104.49 ------ ------ 95.65 34.85 11.04 37.05 0.00 334 243 PEAK
Avg	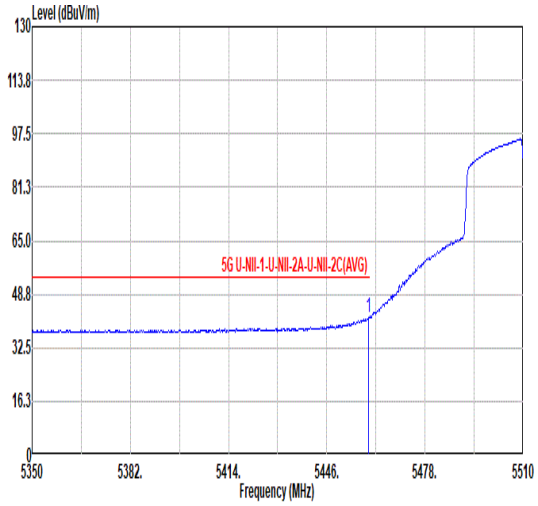 Freq Level Limit Line Over Limit Read Level Ant Factor Cable Loss Preamp Factor Aux Factor APos TPos Remark MHz dBuV/m dBuV/m dB dBuV dB/m dB dB dB cm deg 1 5459.60 41.75 54.00 -12.25 32.96 34.88 10.97 37.06 0.00 334 243 AVERAGE	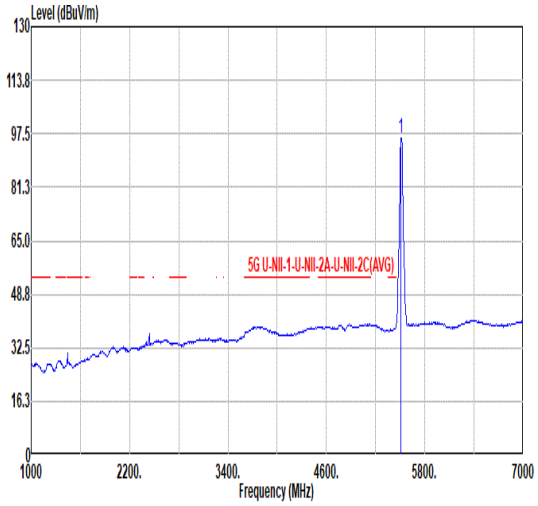 Freq Level Limit Line Over Limit Read Level Ant Factor Cable Loss Preamp Factor Aux Factor APos TPos Remark MHz dBuV/m dBuV/m dB dBuV dB/m dB dB dB cm deg 1 5510.00 96.24 ------ ------ 87.40 34.85 11.04 37.05 0.00 334 243 AVERAGE

Mode	23	
	Band Edge - R	
	U-NII-2C_5.47-5.725_802.11n HT40_CH102_5510MHz	
ANT	1	
Pol.	Vertical	Fundamental
Peak	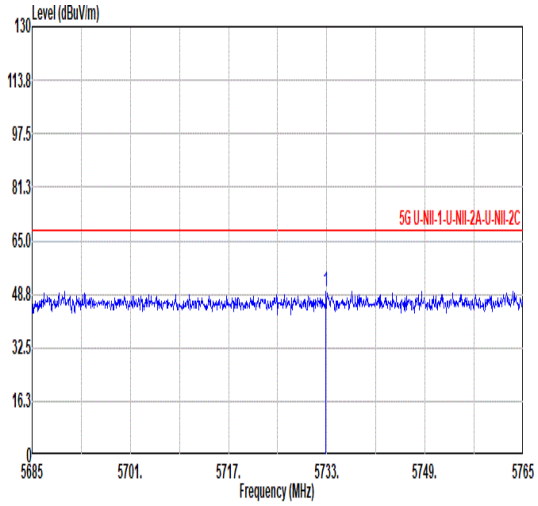 Freq Level Limit Line Over Limit Read Level Ant Factor Cable Loss Preamp Factor Aux Factor APos TPos Remark MHz dBuV/m dBuV/m dB dBuV dB/m dB dB dB cm deg 1 5732.84 49.59 68.20 -18.61 40.04 35.37 11.34 37.16 0.00 334 243 PEAK	Blank

Mode	23	
	Harmonic	
	U-NII-2C_5.47-5.725_802.11n HT40_CH102_5510MHz	
ANT	1	
Pol.	Horizontal	Vertical
Peak Avg	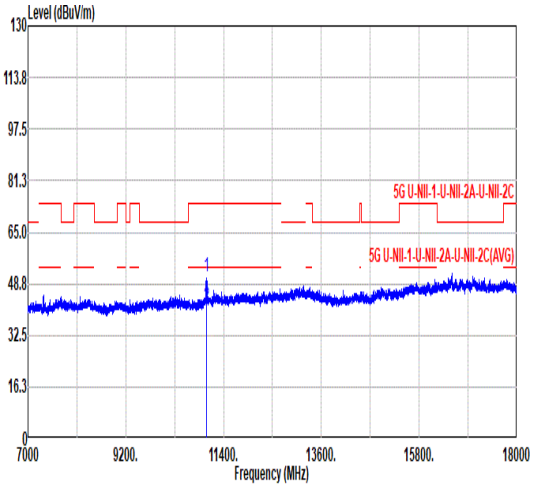 Freq Level Limit Line Over Limit Read Level Ant Factor Cable Loss Preamp Factor Aux Factor APos TPos Remark MHz dBuV/m dBuV/m dB dBuV dB/m dB dB dB cm deg 1 11020.00 51.09 74.00 -22.91 61.03 37.72 15.77 63.43 0.00 100 257 PEAK 2 11020.00 41.69 54.00 -12.31 51.61 37.73 15.78 63.43 0.00 100 257 AVERAGE	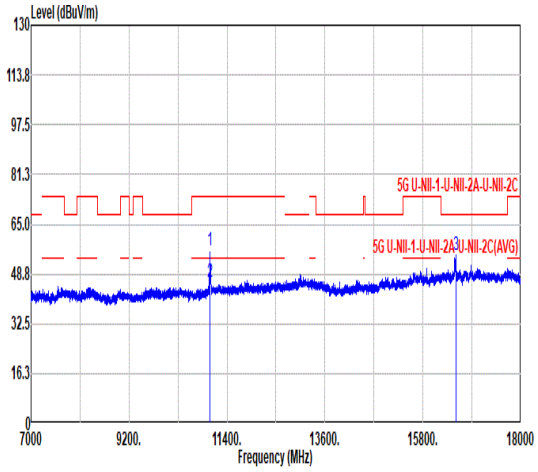 Freq Level Limit Line Over Limit Read Level Ant Factor Cable Loss Preamp Factor Aux Factor APos TPos Remark MHz dBuV/m dBuV/m dB dBuV dB/m dB dB dB cm deg 1 11020.00 56.47 74.00 -17.53 66.41 37.72 15.77 63.43 0.00 307 109 PEAK 2 11020.00 46.24 54.00 -7.76 56.18 37.72 15.77 63.43 0.00 307 109 AVERAGE 3 16538.10 54.93 68.20 -13.27 56.95 42.02 19.72 63.76 0.00 --- --- Peak

Mode	24	
	Harmonic	
	U-NII-2C_5.47-5.725_802.11n HT40_CH110_5550MHz	
ANT	1	
Pol.	Horizontal	Vertical
Peak Avg	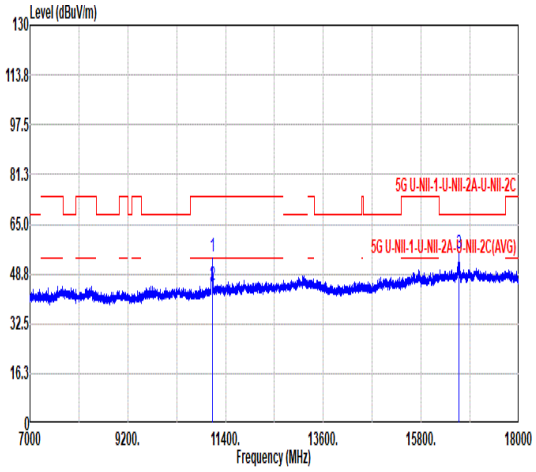 Freq Level Limit Line Over Limit Read Level Ant Factor Cable Loss Preamp Factor Aux Factor APos TPos Remark MHz dBuV/m dBuV/m dB dBuV dB/m dB dB dB cm deg 1 11100.00 54.41 74.00 -19.59 64.10 37.82 15.83 63.34 0.00 348 359 PEAK 2 11100.00 45.15 54.00 -8.85 54.84 37.82 15.83 63.34 0.00 348 359 AVERAGE 3 16647.00 55.20 68.20 -13.00 57.17 42.09 19.78 63.84 0.00 --- --- Peak	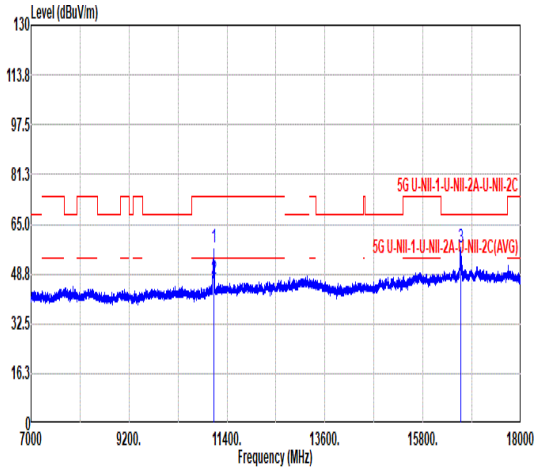 Freq Level Limit Line Over Limit Read Level Ant Factor Cable Loss Preamp Factor Aux Factor APos TPos Remark MHz dBuV/m dBuV/m dB dBuV dB/m dB dB dB cm deg 1 11100.00 57.55 74.00 -16.45 67.24 37.82 15.83 63.34 0.00 100 65 PEAK 2 11100.00 46.94 54.00 -7.06 56.63 37.82 15.83 63.34 0.00 100 65 AVERAGE 3 16645.90 57.26 68.20 -10.94 59.23 42.09 19.78 63.84 0.00 --- --- Peak

Mode	25	
	Band Edge - L	
	U-NII-2C_5.47-5.725_802.11n HT40_CH134_5670MHz	
ANT	1	
Pol.	Horizontal	Fundamental
Peak	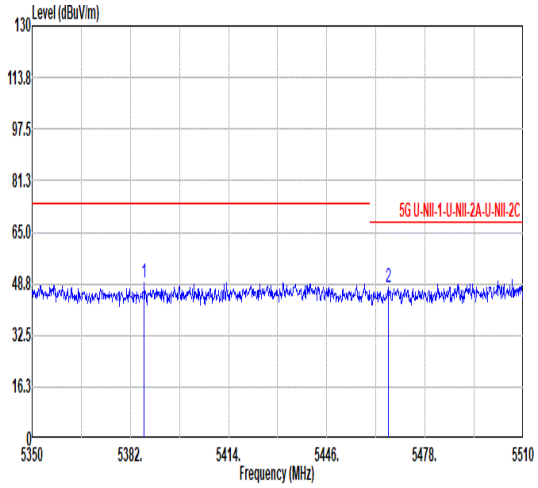 Freq Level Limit Line Over Limit Read Level Ant Factor Cable Loss Preamp Factor Aux Factor APos TPos Remark MHz dBuV/m dBuV/m dB dBuV dB/m dB dB dB cm deg 1 5386.48 49.20 74.00 -24.80 40.40 34.99 10.88 37.07 0.00 100 235 PEAK 2 5466.16 47.77 68.20 -20.43 38.98 34.87 10.98 37.06 0.00 100 235 PEAK	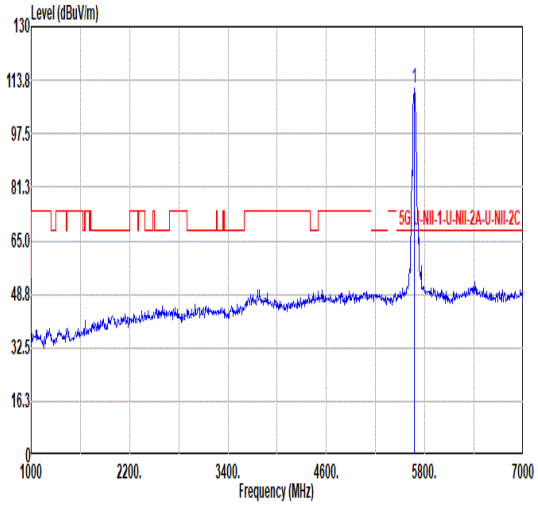 Freq Level Limit Line Over Limit Read Level Ant Factor Cable Loss Preamp Factor Aux Factor APos TPos Remark MHz dBuV/m dBuV/m dB dBuV dB/m dB dB dB cm deg 1 5670.00 111.22 ------ ------ 101.78 35.27 11.25 37.08 0.00 100 235 PEAK
Avg	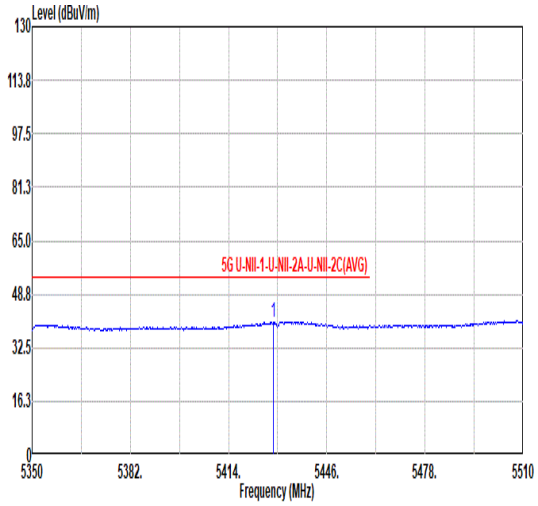 Freq Level Limit Line Over Limit Read Level Ant Factor Cable Loss Preamp Factor Aux Factor APos TPos Remark MHz dBuV/m dBuV/m dB dBuV dB/m dB dB dB cm deg 1 5428.56 40.45 54.00 -13.55 31.64 34.94 10.93 37.06 0.00 100 235 AVERAGE	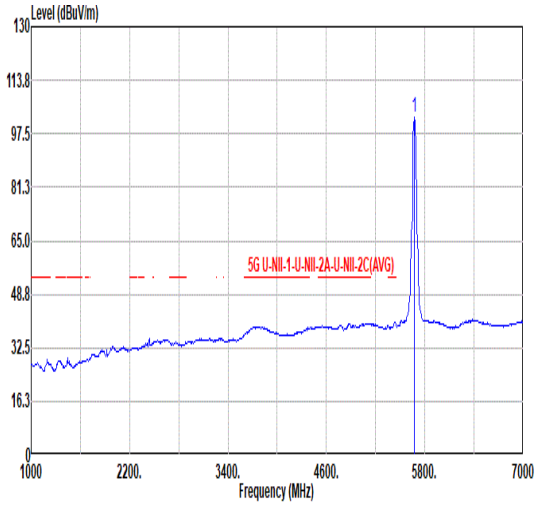 Freq Level Limit Line Over Limit Read Level Ant Factor Cable Loss Preamp Factor Aux Factor APos TPos Remark MHz dBuV/m dBuV/m dB dBuV dB/m dB dB dB cm deg 1 5670.00 102.45 ------ ------ 93.01 35.27 11.25 37.08 0.00 100 235 AVERAGE

Mode	25	
	Band Edge - R	
	U-NII-2C_5.47-5.725_802.11n HT40_CH134_5670MHz	
ANT	1	
Pol.	Horizontal	Fundamental
Peak	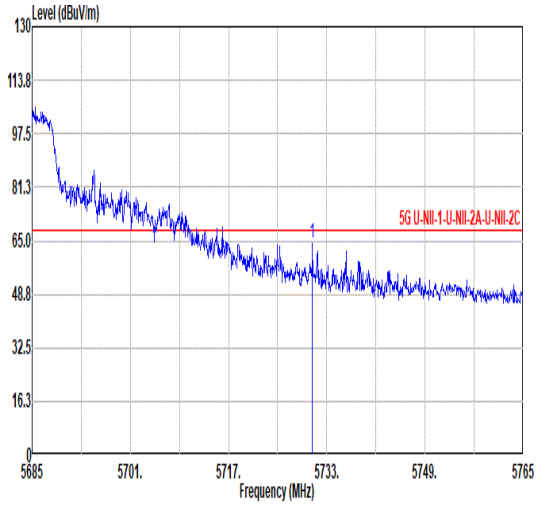 Freq Level Limit Line Over Limit Read Level Ant Factor Cable Loss Preamp Factor Aux Factor APos TPos Remark MHz dBuV/m dBuV/m dB dBuV dB/m dB dB dB cm deg 1 5730.68 64.46 68.20 -3.74 54.92 35.36 11.34 37.16 0.00 100 235 PEAK	Blank

Mode	25	
	Band Edge - L	
	U-NII-2C_5.47-5.725_802.11n HT40_CH134_5670MHz	
ANT	1	
Pol.	Vertical	Fundamental
Peak	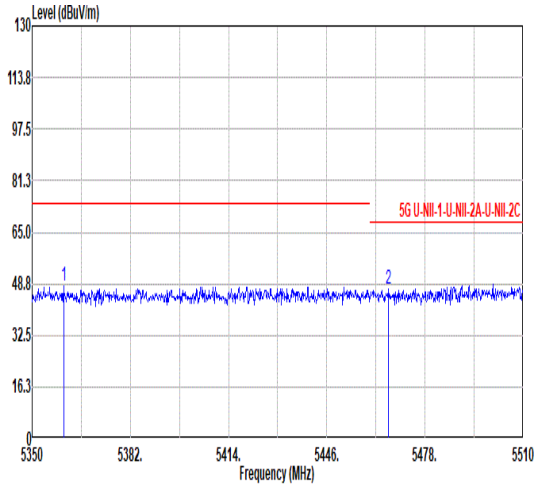 Freq Level Limit Line Over Limit Read Level Ant Factor Cable Loss Preamp Factor Aux Factor APos TPos Remark MHz dBuV/m dBuV/m dB dBuV dB/m dB dB dB cm deg 1 5360.24 48.29 74.00 -25.71 39.55 34.96 10.85 37.07 0.00 394 274 PEAK 2 5466.16 47.01 68.20 -21.19 38.22 34.87 10.98 37.06 0.00 394 274 PEAK	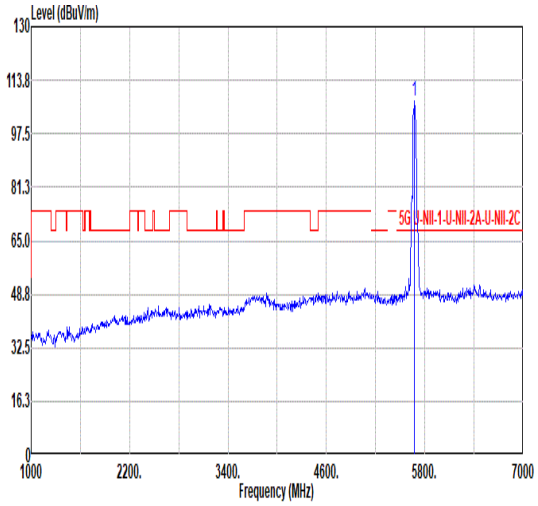 Freq Level Limit Line Over Limit Read Level Ant Factor Cable Loss Preamp Factor Aux Factor APos TPos Remark MHz dBuV/m dBuV/m dB dBuV dB/m dB dB dB cm deg 1 5670.00 107.64 ------ ------ 98.20 35.27 11.25 37.08 0.00 394 274 PEAK
Avg	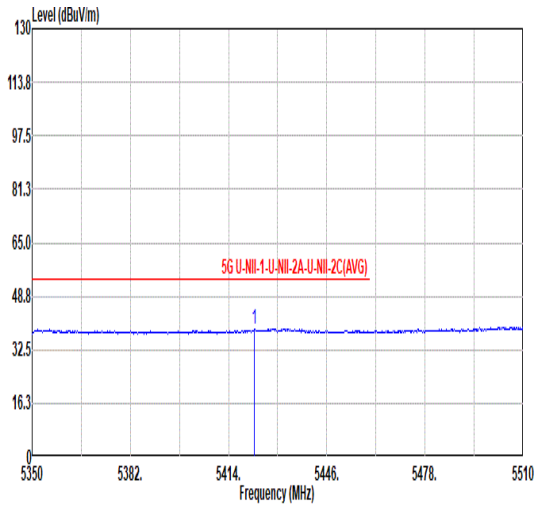 Freq Level Limit Line Over Limit Read Level Ant Factor Cable Loss Preamp Factor Aux Factor APos TPos Remark MHz dBuV/m dBuV/m dB dBuV dB/m dB dB dB cm deg 1 5422.48 38.80 54.00 -15.20 29.98 34.96 10.92 37.06 0.00 394 274 AVERAGE	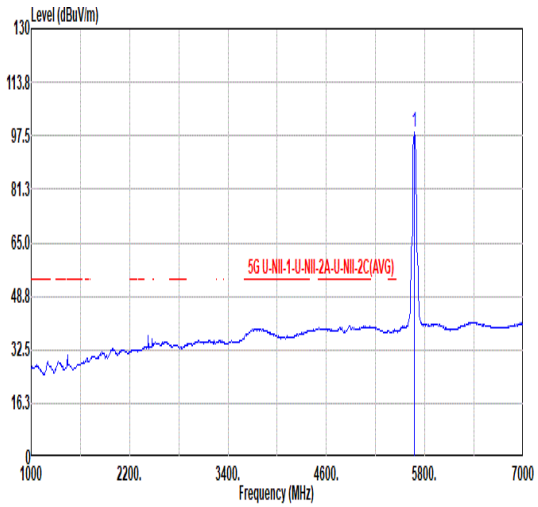 Freq Level Limit Line Over Limit Read Level Ant Factor Cable Loss Preamp Factor Aux Factor APos TPos Remark MHz dBuV/m dBuV/m dB dBuV dB/m dB dB dB cm deg 1 5670.00 98.72 ------ ------ 89.28 35.27 11.25 37.08 0.00 394 274 AVERAGE

Mode	25	
	Band Edge - R	
	U-NII-2C_5.47-5.725_802.11n HT40_CH134_5670MHz	
ANT	1	
Pol.	Vertical	Fundamental
Peak	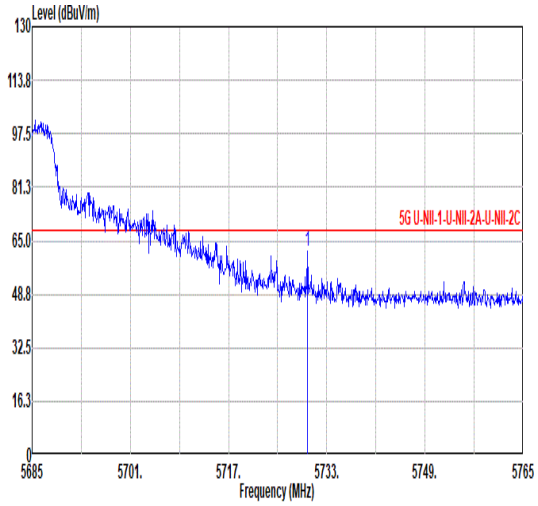 Freq Level Limit Line Over Limit Read Level Ant Factor Cable Loss Preamp Factor Aux Factor APos TPos Remark MHz dBuV/m dBuV/m dB dBuV dB/m dB dB dB cm deg 1 5729.80 61.89 68.20 -6.31 52.35 35.36 11.34 37.16 0.00 394 274 PEAK	Blank

Mode	25	
	Harmonic	
	U-NII-2C_5.47-5.725_802.11n HT40_CH134_5670MHz	
ANT	1	
Pol.	Horizontal	Vertical
Peak Avg	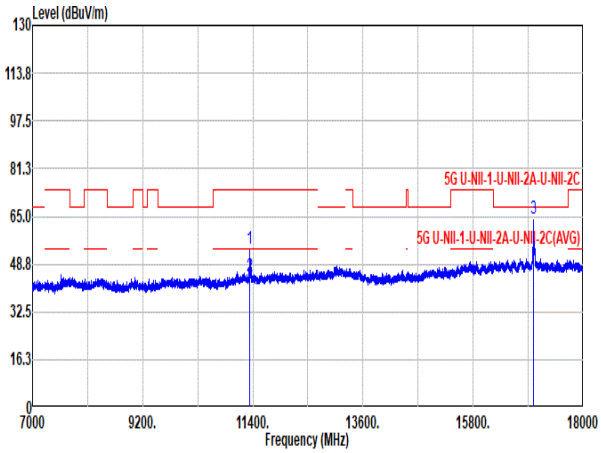 Freq Level Limit Line Over Limit Read Level Ant Factor Cable Loss Preamp Factor Aux Factor APos TPos Remark MHz dBuV/m dBuV/m dB dBuV dB/m dB dB dB cm deg 1 11340.00 54.20 74.00 -19.80 63.16 38.11 16.01 63.08 0.00 100 290 PEAK 2 11340.00 44.80 54.00 -9.20 53.76 38.11 16.01 63.08 0.00 100 290 AVERAGE 3 17010.00 64.44 68.20 -3.76 66.30 42.28 19.99 64.13 0.00 --- --- Peak	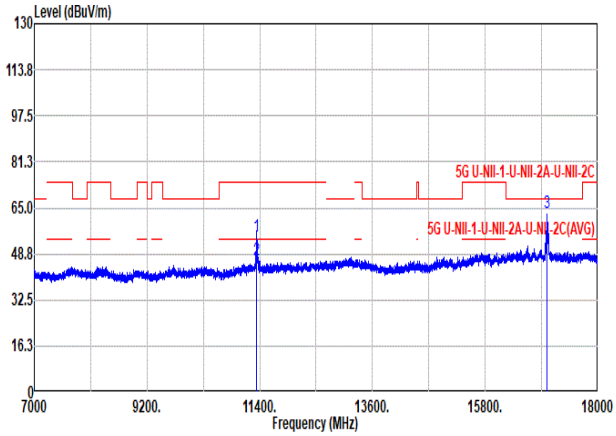 Freq Level Limit Line Over Limit Read Level Ant Factor Cable Loss Preamp Factor Aux Factor APos TPos Remark MHz dBuV/m dBuV/m dB dBuV dB/m dB dB dB cm deg 1 11340.00 55.12 74.00 -18.88 64.08 38.11 16.01 63.08 0.00 300 238 PEAK 2 11340.00 46.53 54.00 -7.47 55.49 38.11 16.01 63.08 0.00 300 238 AVERAGE 3 17010.00 63.16 68.20 -5.04 65.01 42.28 20.00 64.13 0.00 --- --- Peak

Mode	26	
	Band Edge	
	U-NII-3_5.725-5.85_802.11a_CH149_5745MHz	
ANT	1	
Pol.	Horizontal	Fundamental
Peak	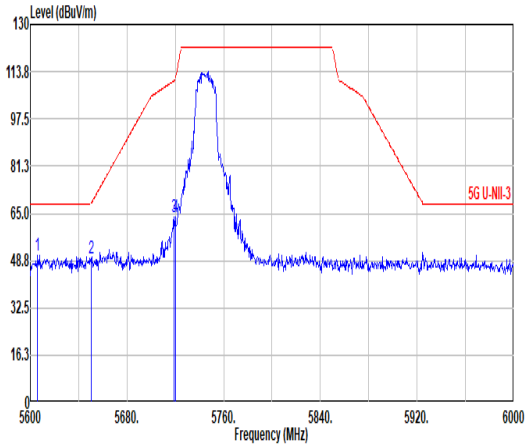 Freq Level Limit Line Over Limit Read Level Ant Factor Cable Loss Preamp Factor Aux Factor APos TPos Remark MHz dBuV/m dBuV/m dB dBuV dB/m dB dB dB cm deg 1 5606.00 50.40 68.20 -17.80 41.06 35.21 11.16 37.03 0.00 109 230 PEAK 2 5650.40 49.76 68.50 -18.74 40.33 35.25 11.22 37.04 0.00 109 230 PEAK 3 5719.20 63.55 110.68 -47.13 54.03 35.34 11.32 37.14 0.00 109 230 PEAK 4 5720.00 63.81 110.90 -47.09 54.29 35.34 11.32 37.14 0.00 109 230 PEAK	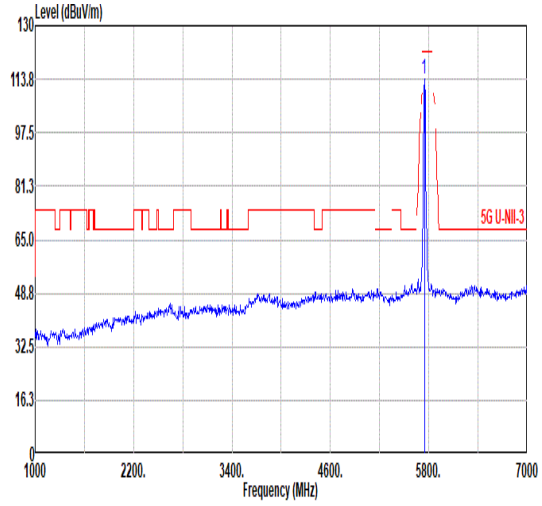 Freq Level Limit Line Over Limit Read Level Ant Factor Cable Loss Preamp Factor Aux Factor APos TPos Remark MHz dBuV/m dBuV/m dB dBuV dB/m dB dB dB cm deg 1 5745.00 114.00 ------ ------ 104.43 35.39 11.36 37.18 0.00 109 230 PEAK
Avg	Blank	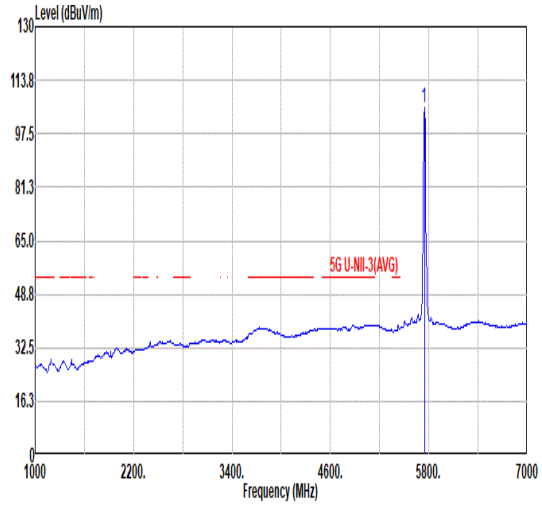 Freq Level Limit Line Over Limit Read Level Ant Factor Cable Loss Preamp Factor Aux Factor APos TPos Remark MHz dBuV/m dBuV/m dB dBuV dB/m dB dB dB cm deg 1 5745.00 105.26 ------ ------ 95.69 35.39 11.36 37.18 0.00 109 230 AVERAGE

Mode	26	
	Band Edge	
	U-NII-3_5.725-5.85_802.11a_CH149_5745MHz	
ANT	1	
Pol.	Vertical	Fundamental
Peak	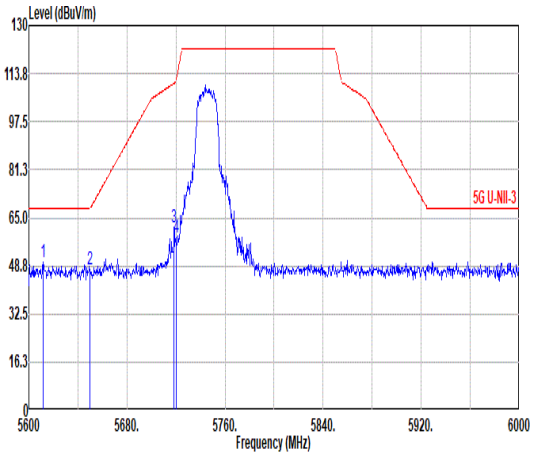 Freq Level Limit Line Over Limit Read Level Ant Factor Cable Loss Preamp Factor Aux Factor APos TPos Remark MHz dBuV/m dBuV/m dB dBuV dB/m dB dB dB cm deg 1 5611.60 50.21 68.20 -17.99 40.86 35.21 11.17 37.03 0.00 384 260 PEAK 2 5650.00 47.51 68.20 -20.69 38.08 35.25 11.22 37.04 0.00 384 260 PEAK 3 5718.40 62.05 110.45 -48.40 52.53 35.34 11.32 37.14 0.00 384 260 PEAK 4 5720.00 58.57 110.90 -52.33 49.05 35.34 11.32 37.14 0.00 384 260 PEAK	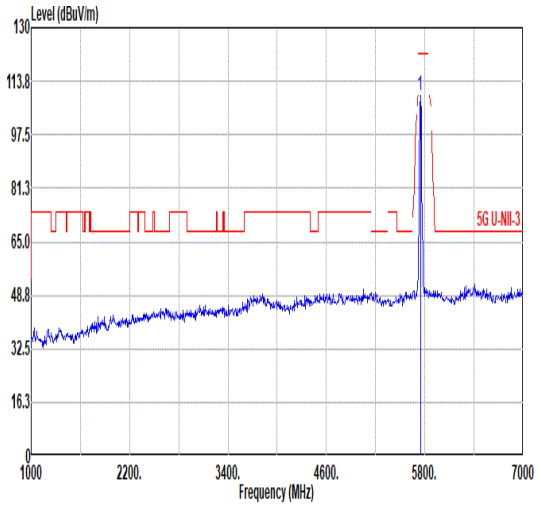 Freq Level Limit Line Over Limit Read Level Ant Factor Cable Loss Preamp Factor Aux Factor APos TPos Remark MHz dBuV/m dBuV/m dB dBuV dB/m dB dB dB cm deg 1 5745.00 109.57 ------ ------ 99.99 35.40 11.37 37.19 0.00 384 260 PEAK
Avg	Blank	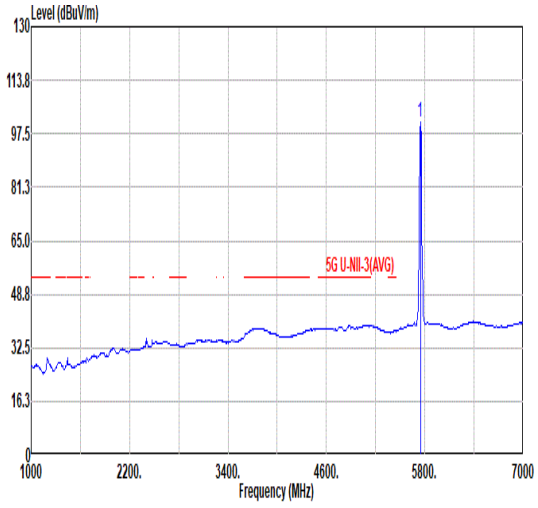 Freq Level Limit Line Over Limit Read Level Ant Factor Cable Loss Preamp Factor Aux Factor APos TPos Remark MHz dBuV/m dBuV/m dB dBuV dB/m dB dB dB cm deg 1 5745.00 100.85 ------ ------ 91.28 35.39 11.36 37.18 0.00 384 260 AVERAGE

Mode	26	
	Harmonic	
	U-NII-3_5.725-5.85_802.11a_CH149_5745MHz	
ANT	1	
Pol.	Horizontal	Vertical
Peak Avg	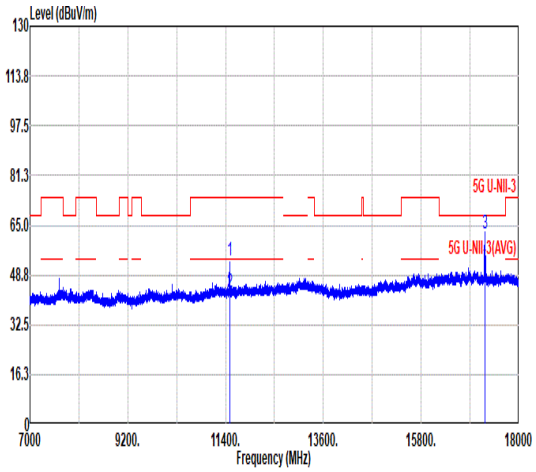 Freq Level Limit Line Over Limit Read Level Ant Factor Cable Loss Preamp Factor Aux Factor APos TPos Remark MHz dBuV/m dBuV/m dB dBuV dB/m dB dB dB cm deg 1 11490.00 53.29 74.00 -20.71 61.79 38.29 16.12 62.91 0.00 107 289 PEAK 2 11490.00 43.32 54.00 -10.68 51.82 38.29 16.12 62.91 0.00 107 289 AVERAGE 3 17235.00 62.41 68.20 -5.79 64.37 42.04 20.18 64.18 0.00 --- --- PEAK	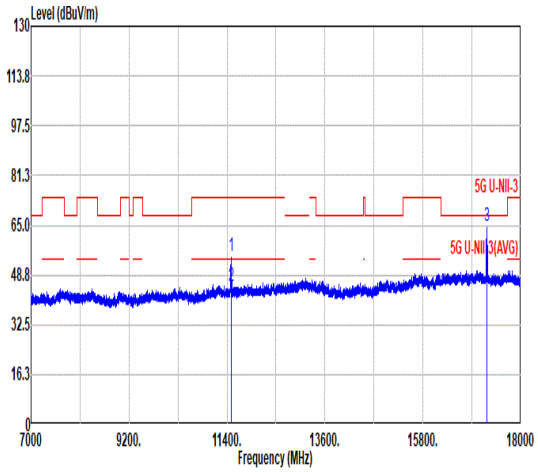 Freq Level Limit Line Over Limit Read Level Ant Factor Cable Loss Preamp Factor Aux Factor APos TPos Remark MHz dBuV/m dBuV/m dB dBuV dB/m dB dB dB cm deg 1 11490.00 55.08 74.00 -18.92 63.58 38.29 16.12 62.91 0.00 300 281 PEAK 2 11490.00 45.37 54.00 -8.63 53.87 38.29 16.12 62.91 0.00 300 281 AVERAGE 3 17235.00 64.74 68.20 -3.46 66.70 42.04 20.18 64.18 0.00 --- --- PEAK

Mode	27	
	Harmonic	
	U-NII-3_5.725-5.85_802.11a_CH157_5785MHz	
ANT	1	
Pol.	Horizontal	Vertical
Peak Avg	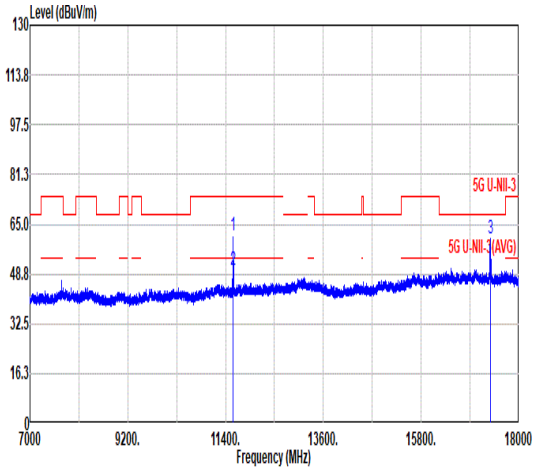 Freq Level Limit Over Read Ant Cable Preamp Aux APos TPos Remark MHz dBuV/m dBuV/m dB dBuV dB/m dB dB dB cm deg 1 11570.00 61.33 74.00 -12.67 69.67 38.38 16.18 62.90 0.00 100 289 PEAK 2 11570.00 50.12 54.00 -3.88 58.46 38.38 16.18 62.90 0.00 100 289 AVERAGE 3 17355.40 60.14 68.20 -8.06 62.14 41.91 20.29 64.20 0.00 --- --- Peak	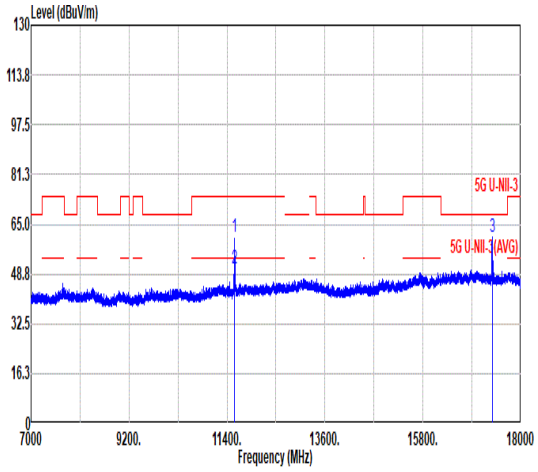 Freq Level Limit Over Read Ant Cable Preamp Aux APos TPos Remark MHz dBuV/m dBuV/m dB dBuV dB/m dB dB dB cm deg 1 11570.00 60.82 74.00 -13.18 69.16 38.38 16.18 62.90 0.00 100 246 PEAK 2 11570.00 50.76 54.00 -3.24 59.10 38.38 16.18 62.90 0.00 100 246 AVERAGE 3 17355.40 60.64 68.20 -7.56 62.64 41.91 20.29 64.20 0.00 --- --- Peak

Mode	28	
	Band Edge	
	U-NII-3_5.725-5.85_802.11a_CH165_5825MHz	
ANT	1	
Pol.	Horizontal	Fundamental
Peak	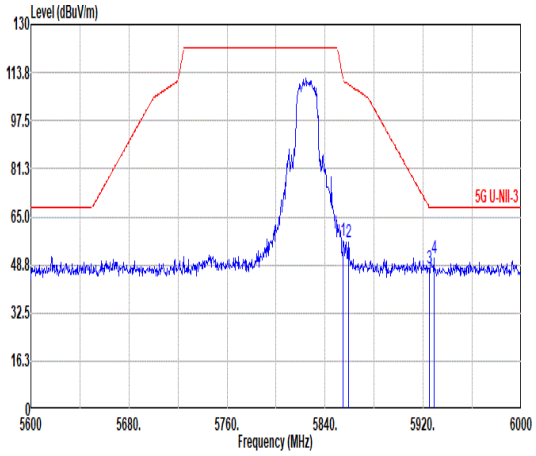 Freq Level Limit Line Over Limit Read Level Ant Factor Cable Loss Preamp Factor Aux Factor APos TPos Remark MHz dBuV/m dBuV/m dB dBuV dB/m dB dB dB cm deg 1 5854.80 56.86 111.36 -54.50 47.04 35.66 11.49 37.33 0.00 113 235 PEAK 2 5859.20 56.48 109.72 -53.24 46.63 35.68 11.50 37.33 0.00 113 235 PEAK 3 5924.80 47.41 68.35 -20.94 37.37 35.80 11.55 37.31 0.00 113 235 PEAK 4 5928.80 51.10 68.20 -17.10 41.06 35.80 11.55 37.31 0.00 113 235 PEAK	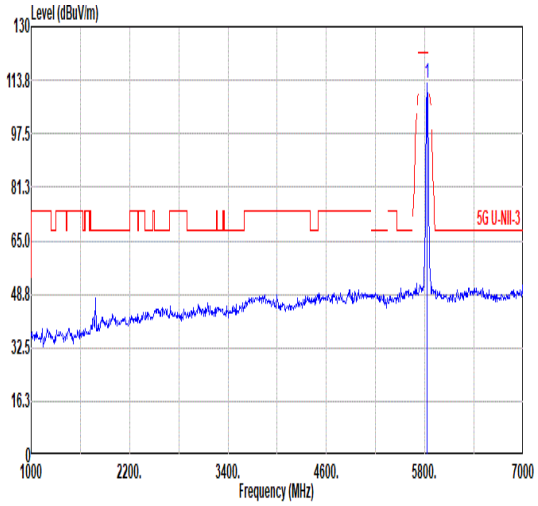 Freq Level Limit Line Over Limit Read Level Ant Factor Cable Loss Preamp Factor Aux Factor APos TPos Remark MHz dBuV/m dBuV/m dB dBuV dB/m dB dB dB cm deg 1 5825.00 112.87 ------ ------ 103.11 35.59 11.47 37.30 0.00 113 235 PEAK
Avg	Blank	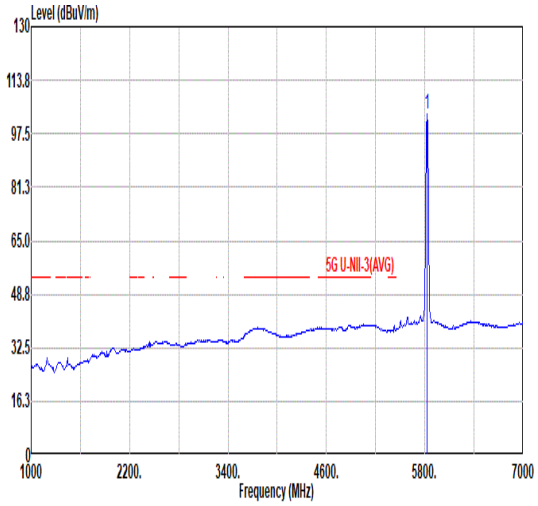 Freq Level Limit Line Over Limit Read Level Ant Factor Cable Loss Preamp Factor Aux Factor APos TPos Remark MHz dBuV/m dBuV/m dB dBuV dB/m dB dB dB cm deg 1 5825.00 103.53 ------ ------ 93.77 35.59 11.47 37.30 0.00 113 235 AVERAGE

Mode	28	
	Band Edge	
	U-NII-3_5.725-5.85_802.11a_CH165_5825MHz	
ANT	1	
Pol.	Vertical	Fundamental
Peak	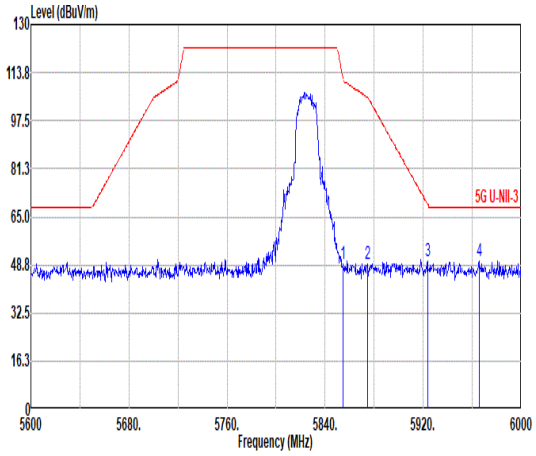 Freq Level Limit Line Over Limit Read Level Ant Factor Cable Loss Preamp Factor Aux Factor APos TPos Remark MHz dBuV/m dBuV/m dB dBuV dB/m dB dB dB cm deg 1 5854.80 49.24 111.36 -62.12 39.42 35.66 11.49 37.33 0.00 395 291 PEAK 2 5874.40 48.91 105.47 -56.56 39.01 35.72 11.51 37.33 0.00 395 291 PEAK 3 5923.60 50.02 69.23 -19.21 39.98 35.80 11.55 37.31 0.00 395 291 PEAK 4 5965.60 50.17 68.20 -18.03 40.09 35.80 11.58 37.30 0.00 395 291 PEAK	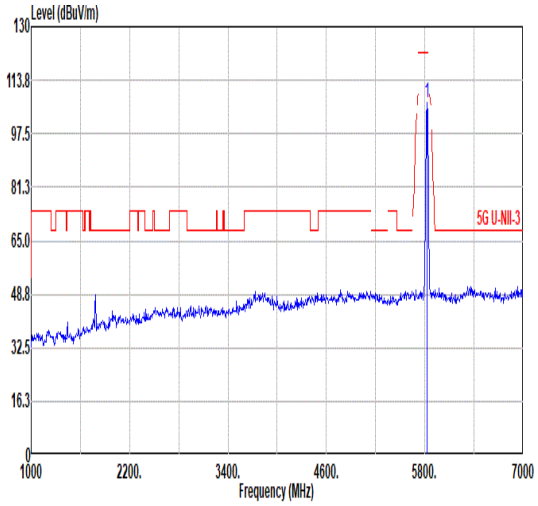 Freq Level Limit Line Over Limit Read Level Ant Factor Cable Loss Preamp Factor Aux Factor APos TPos Remark MHz dBuV/m dBuV/m dB dBuV dB/m dB dB dB cm deg 1 5825.00 106.95 ------ ------ 97.19 35.59 11.47 37.30 0.00 395 291 PEAK
Avg	Blank	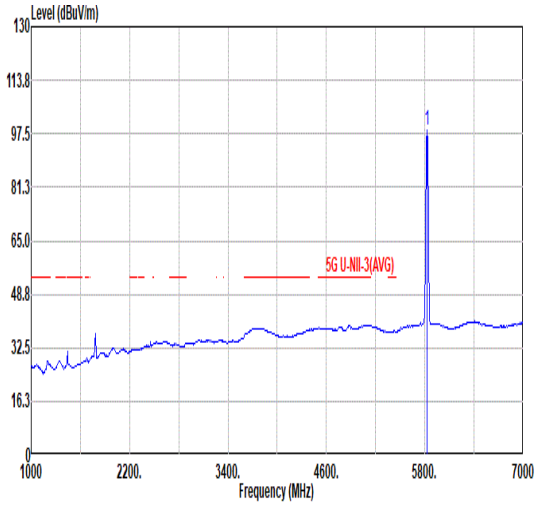 Freq Level Limit Line Over Limit Read Level Ant Factor Cable Loss Preamp Factor Aux Factor APos TPos Remark MHz dBuV/m dBuV/m dB dBuV dB/m dB dB dB cm deg 1 5825.00 98.63 ------ ------ 88.87 35.59 11.47 37.30 0.00 395 291 AVERAGE

Mode	28	
	Harmonic	
	U-NII-3_5.725-5.85_802.11a_CH165_5825MHz	
ANT	1	
Pol.	Horizontal	Vertical
Peak Avg	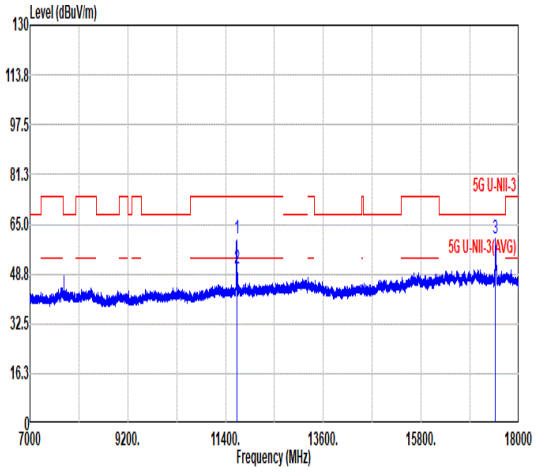 Freq Level Limit Line Over Limit Read Level Ant Factor Cable Loss Preamp Factor Aux Factor APos TPos Remark MHz dBuV/m dBuV/m dB dBuV dB/m dB dB dB cm deg 1 11650.00 60.15 74.00 -13.85 68.34 38.48 16.23 62.90 0.00 101 289 PEAK 2 11650.00 50.65 54.00 -3.35 58.84 38.48 16.23 62.90 0.00 101 289 AVERAGE 3 17474.20 60.11 68.20 -8.09 62.17 41.78 20.39 64.23 0.00 --- --- Peak	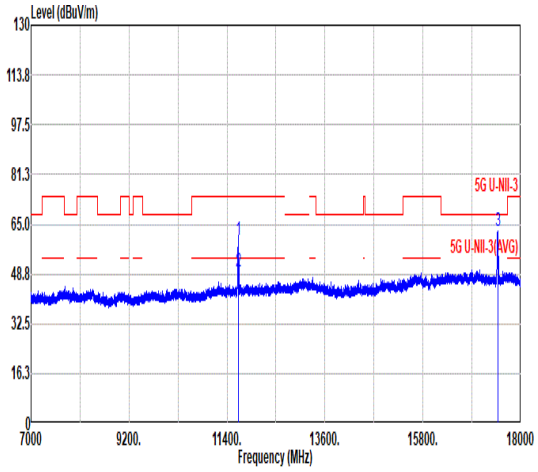 Freq Level Limit Line Over Limit Read Level Ant Factor Cable Loss Preamp Factor Aux Factor APos TPos Remark MHz dBuV/m dBuV/m dB dBuV dB/m dB dB dB cm deg 1 11650.00 59.78 74.00 -14.22 67.97 38.48 16.23 62.90 0.00 301 280 PEAK 2 11650.00 49.68 54.00 -4.32 57.87 38.48 16.23 62.90 0.00 301 280 AVERAGE 3 17477.13 62.58 68.20 -5.62 64.63 41.78 20.40 64.23 0.00 --- --- Peak

Mode	29	
	Band Edge	
	U-NII-3_5.725-5.85_802.11n HT20_CH149_5745MHz	
ANT	1	
Pol.	Horizontal	Fundamental
Peak	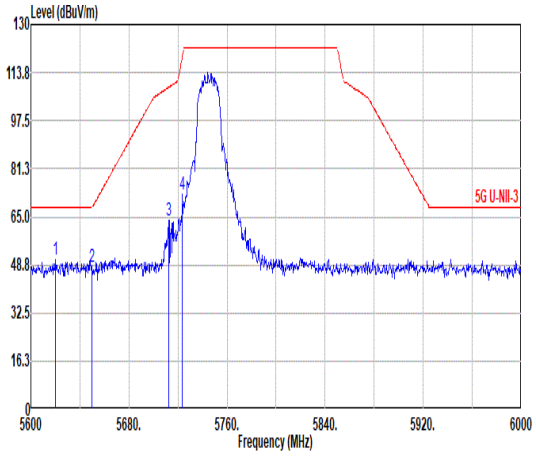 Freq Level Limit Line Over Limit Read Level Ant Factor Cable Loss Preamp Factor Aux Factor APos TPos Remark MHz dBuV/m dBuV/m dB dBuV dB/m dB dB dB cm deg 1 5620.00 50.54 68.20 -17.66 41.17 35.22 11.18 37.03 0.00 103 237 PEAK 2 5650.00 48.10 68.20 -20.10 38.67 35.25 11.22 37.04 0.00 103 237 PEAK 3 5712.40 63.73 108.77 -45.04 54.23 35.32 11.31 37.13 0.00 103 237 PEAK 4 5723.60 72.75 119.11 -46.36 63.22 35.35 11.33 37.15 0.00 103 237 PEAK	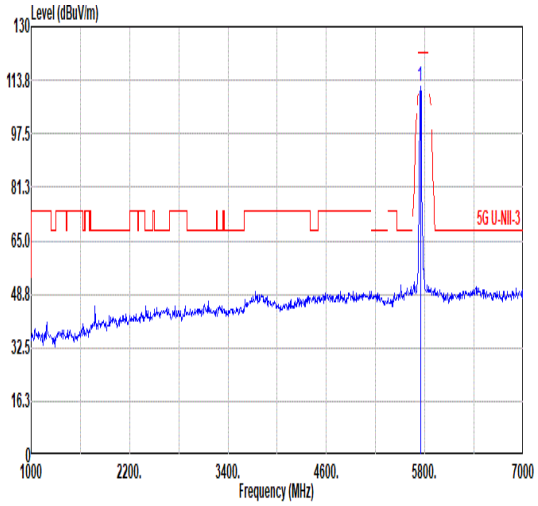 Freq Level Limit Line Over Limit Read Level Ant Factor Cable Loss Preamp Factor Aux Factor APos TPos Remark MHz dBuV/m dBuV/m dB dBuV dB/m dB dB dB cm deg 1 5745.00 111.62 ------ ------ 102.04 35.40 11.37 37.19 0.00 103 237 PEAK
Avg	Blank	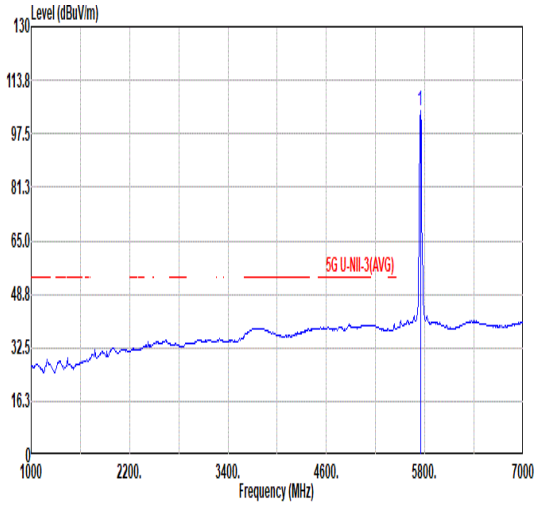 Freq Level Limit Line Over Limit Read Level Ant Factor Cable Loss Preamp Factor Aux Factor APos TPos Remark MHz dBuV/m dBuV/m dB dBuV dB/m dB dB dB cm deg 1 5745.00 104.65 ------ ------ 95.08 35.39 11.36 37.18 0.00 103 237 AVERAGE

Mode	29	
	Band Edge	
	U-NII-3_5.725-5.85_802.11n HT20_CH149_5745MHz	
ANT	1	
Pol.	Vertical	Fundamental
Peak	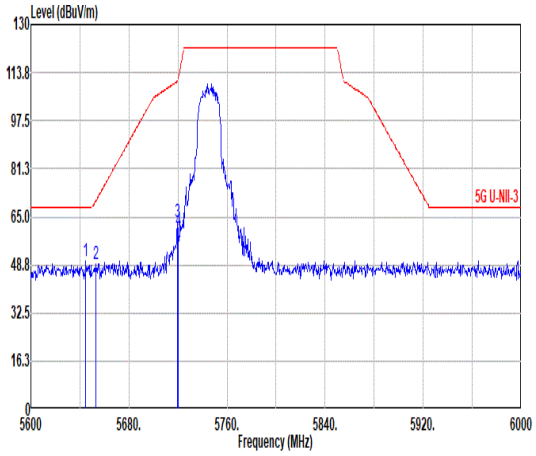 Freq Level Limit Line Over Limit Read Level Ant Factor Cable Loss Preamp Factor Aux Factor APos TPos Remark MHz dBuV/m dBuV/m dB dBuV dB/m dB dB dB cm deg 1 5644.80 50.27 68.20 -17.93 40.86 35.24 11.21 37.04 0.00 400 262 PEAK 2 5652.80 48.91 70.29 -21.38 39.49 35.25 11.22 37.05 0.00 400 262 PEAK 3 5719.60 63.11 110.79 -47.68 53.59 35.34 11.32 37.14 0.00 400 262 PEAK 4 5720.00 60.45 110.90 -50.45 50.93 35.34 11.32 37.14 0.00 400 262 PEAK	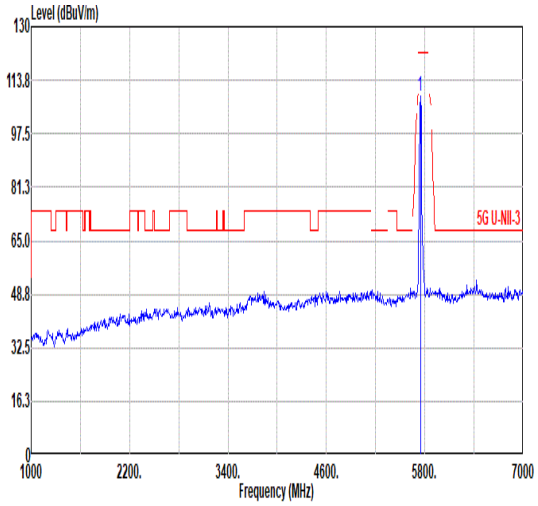 Freq Level Limit Line Over Limit Read Level Ant Factor Cable Loss Preamp Factor Aux Factor APos TPos Remark MHz dBuV/m dBuV/m dB dBuV dB/m dB dB dB cm deg 1 5745.00 109.15 ------ ------ 99.57 35.40 11.37 37.19 0.00 400 262 PEAK
Avg	Blank	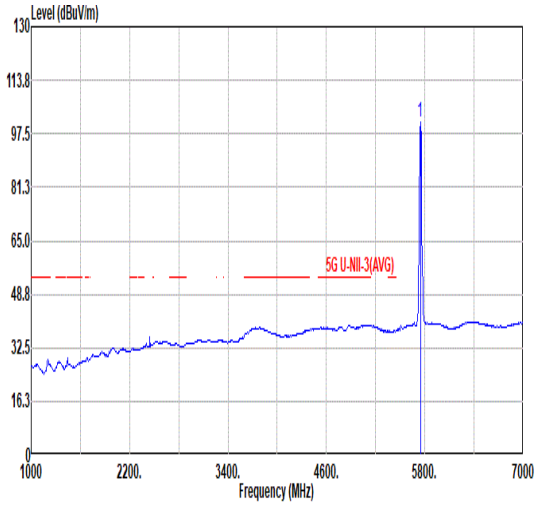 Freq Level Limit Line Over Limit Read Level Ant Factor Cable Loss Preamp Factor Aux Factor APos TPos Remark MHz dBuV/m dBuV/m dB dBuV dB/m dB dB dB cm deg 1 5745.00 100.93 ------ ------ 91.36 35.39 11.36 37.18 0.00 400 262 AVERAGE

Mode	29	
	Harmonic	
	U-NII-3_5.725-5.85_802.11n HT20_CH149_5745MHz	
ANT	1	
Pol.	Horizontal	Vertical
Peak Avg	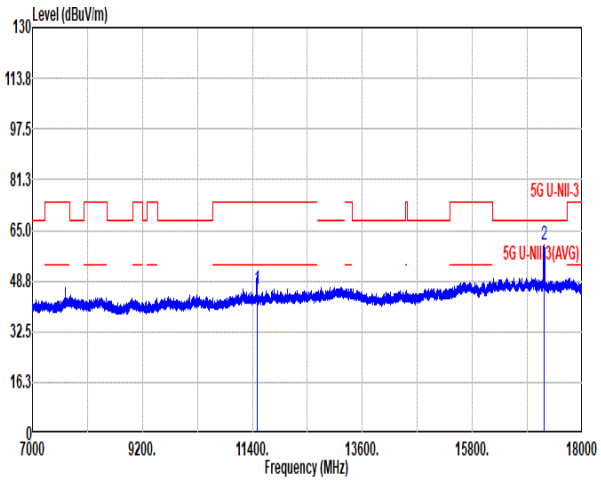 Freq Level Limit Line Over Limit Read Level Ant Factor Cable Loss Preamp Factor Aux Factor APos TPos Remark MHz dBuV/m dBuV/m dB dBuV dB/m dB dB dB cm deg 1 11490.00 46.20 74.00 -27.80 54.70 38.29 16.12 62.91 0.00 --- --- PEAK 2 17244.67 60.27 68.20 -7.93 62.23 42.03 20.19 64.18 0.00 --- --- Peak	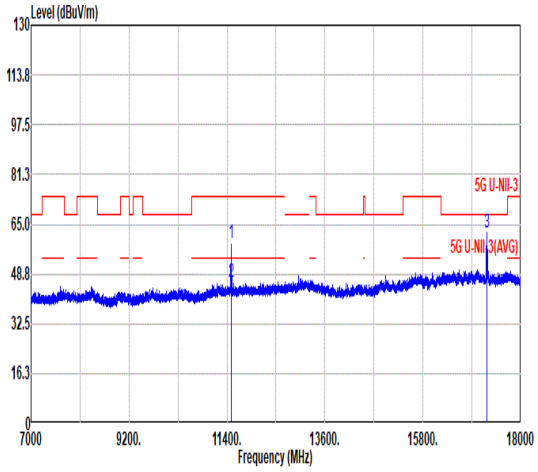 Freq Level Limit Line Over Limit Read Level Ant Factor Cable Loss Preamp Factor Aux Factor APos TPos Remark MHz dBuV/m dBuV/m dB dBuV dB/m dB dB dB cm deg 1 11490.00 58.88 74.00 -15.12 67.38 38.29 16.12 62.91 0.00 319 279 PEAK 2 11490.00 46.33 54.00 -7.67 54.83 38.29 16.12 62.91 0.00 319 279 AVERAGE 3 17238.80 62.50 68.20 -5.70 64.45 42.04 20.19 64.18 0.00 --- --- Peak

Mode	30	
	Harmonic	
	U-NII-3_5.725-5.85_802.11n HT20_CH157_5785MHz	
ANT	1	
Pol.	Horizontal	Vertical
Peak Avg	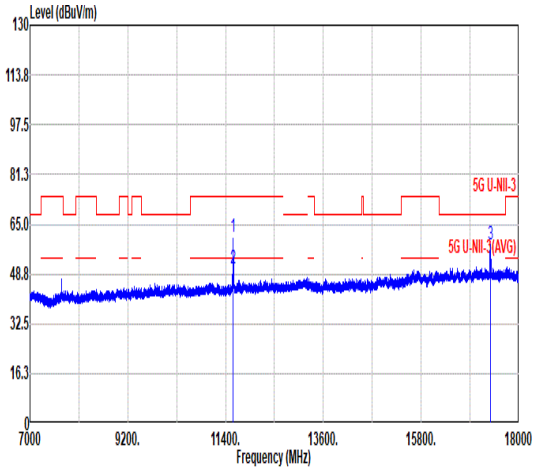 Freq Level Limit Line Over Limit Read Level Ant Factor Cable Loss Preamp Factor Aux Factor APos TPos Remark MHz dBuV/m dBuV/m dB dBuV dB/m dB dB dB cm deg 1 11570.00 60.66 74.00 -13.34 69.00 38.38 16.18 62.90 0.00 103 306 PEAK 2 11570.00 50.35 54.00 -3.65 58.69 38.38 16.18 62.90 0.00 103 306 AVERAGE 3 17354.67 58.39 68.20 -9.81 60.39 41.91 20.29 64.20 0.00 --- --- Peak	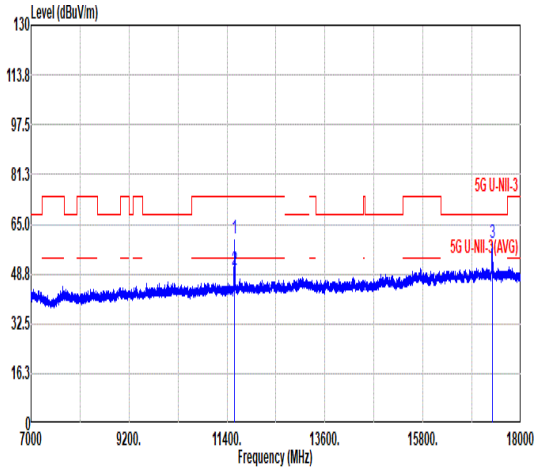 Freq Level Limit Line Over Limit Read Level Ant Factor Cable Loss Preamp Factor Aux Factor APos TPos Remark MHz dBuV/m dBuV/m dB dBuV dB/m dB dB dB cm deg 1 11570.00 60.49 74.00 -13.51 68.83 38.38 16.18 62.90 0.00 104 0 PEAK 2 11570.00 50.12 54.00 -3.88 58.45 38.39 16.18 62.90 0.00 104 0 AVERAGE 3 17359.07 58.85 68.20 -9.35 60.86 41.91 20.29 64.21 0.00 --- --- Peak

Mode	31	
	Band Edge	
	U-NII-3_5.725-5.85_802.11n HT20_CH165_5825MHz	
ANT	1	
Pol.	Horizontal	Fundamental
Peak	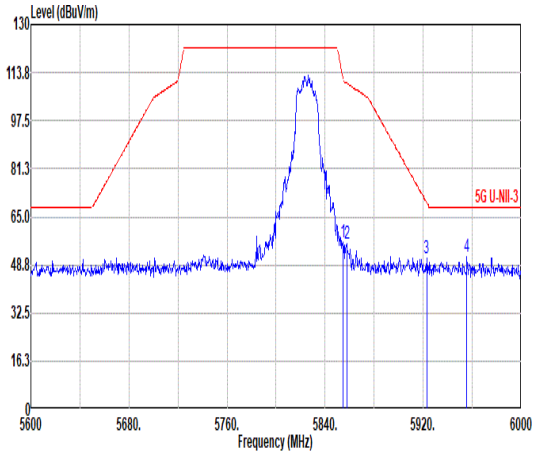 Freq Level Limit Line Over Limit Read Level Ant Factor Cable Loss Preamp Factor Aux Factor APos TPos Remark MHz dBuV/m dBuV/m dB dBuV dB/m dB dB dB cm deg 1 5854.40 56.18 112.27 -56.09 46.36 35.66 11.49 37.33 0.00 109 237 PEAK 2 5857.60 55.75 110.17 -54.42 45.91 35.67 11.50 37.33 0.00 109 237 PEAK 3 5922.80 50.97 69.83 -18.86 40.93 35.80 11.55 37.31 0.00 109 237 PEAK 4 5955.60 51.47 68.20 -16.73 41.40 35.80 11.57 37.30 0.00 109 237 PEAK	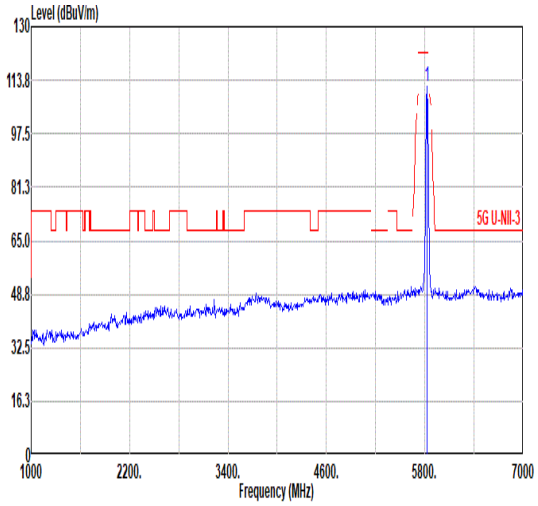 Freq Level Limit Line Over Limit Read Level Ant Factor Cable Loss Preamp Factor Aux Factor APos TPos Remark MHz dBuV/m dBuV/m dB dBuV dB/m dB dB dB cm deg 1 5825.00 111.72 ------ ------ 101.97 35.57 11.47 37.29 0.00 109 237 PEAK
Avg	Blank	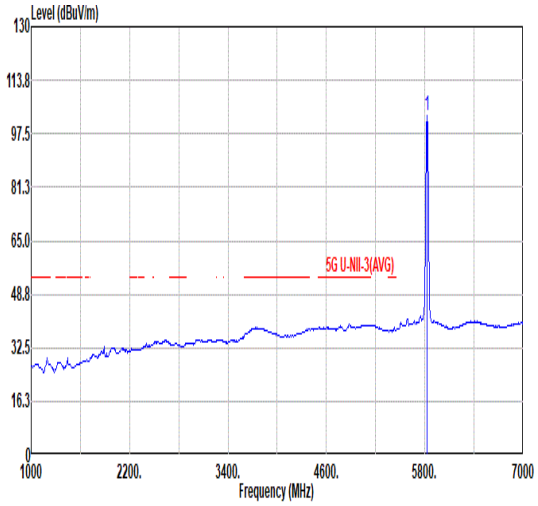 Freq Level Limit Line Over Limit Read Level Ant Factor Cable Loss Preamp Factor Aux Factor APos TPos Remark MHz dBuV/m dBuV/m dB dBuV dB/m dB dB dB cm deg 1 5825.00 103.07 ------ ------ 93.32 35.57 11.47 37.29 0.00 109 237 AVERAGE

Mode	31	
	Band Edge	
	U-NII-3_5.725-5.85_802.11n HT20_CH165_5825MHz	
ANT	1	
Pol.	Vertical	Fundamental
Peak	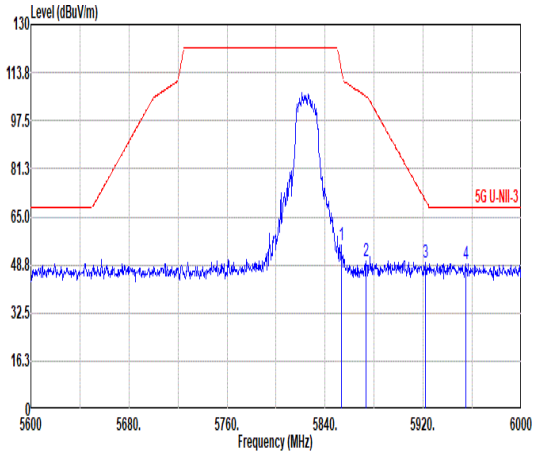 Freq Level Limit Line Over Limit Read Level Ant Factor Cable Loss Preamp Factor Aux Factor APos TPos Remark MHz dBuV/m dBuV/m dB dBuV dB/m dB dB dB cm deg 1 5853.20 55.30 115.00 -59.70 45.48 35.66 11.49 37.33 0.00 357 293 PEAK 2 5873.20 49.98 105.80 -55.82 40.08 35.72 11.51 37.33 0.00 357 293 PEAK 3 5922.00 49.48 70.42 -20.94 39.44 35.80 11.55 37.31 0.00 357 293 PEAK 4 5954.80 49.22 68.20 -18.98 39.15 35.80 11.57 37.30 0.00 357 293 PEAK	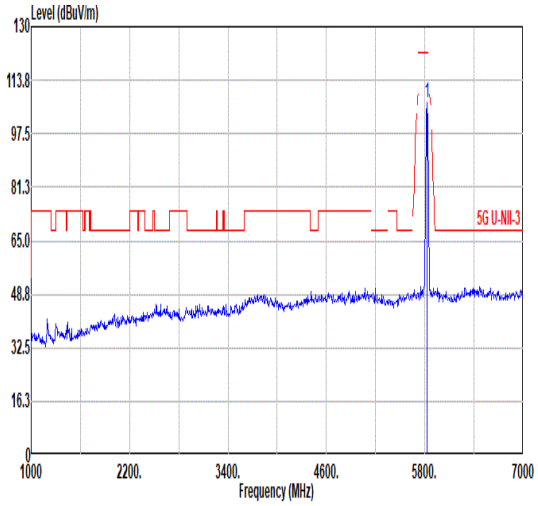 Freq Level Limit Line Over Limit Read Level Ant Factor Cable Loss Preamp Factor Aux Factor APos TPos Remark MHz dBuV/m dBuV/m dB dBuV dB/m dB dB dB cm deg 1 5825.00 106.76 ------ ------ 97.01 35.57 11.47 37.29 0.00 357 293 PEAK
Avg	Blank	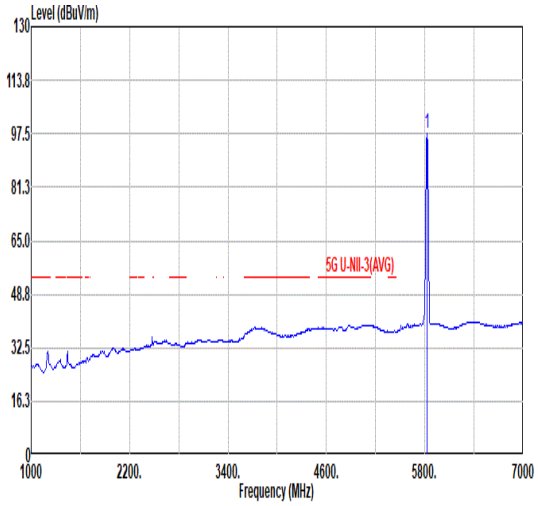 Freq Level Limit Line Over Limit Read Level Ant Factor Cable Loss Preamp Factor Aux Factor APos TPos Remark MHz dBuV/m dBuV/m dB dBuV dB/m dB dB dB cm deg 1 5825.00 97.82 ------ ------ 88.06 35.59 11.47 37.30 0.00 357 293 AVERAGE

Mode	31	
	Harmonic	
	U-NII-3_5.725-5.85_802.11n HT20_CH165_5825MHz	
ANT	1	
Pol.	Horizontal	Vertical
Peak Avg	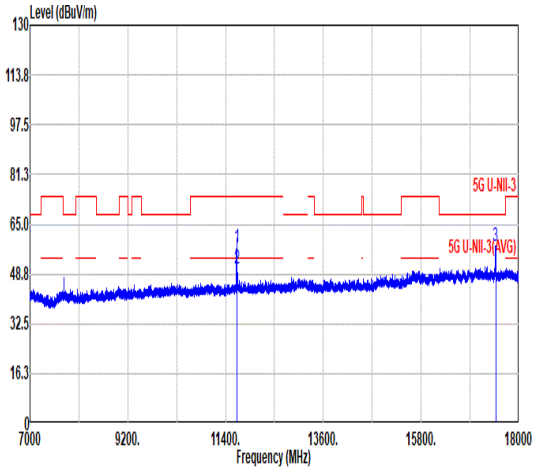 Freq Level Limit Line Over Limit Read Level Ant Factor Cable Loss Preamp Factor Aux Factor APos TPos Remark MHz dBuV/m dBuV/m dB dBuV dB/m dB dB dB cm deg 1 11650.00 57.32 74.00 -16.68 65.51 38.48 16.23 62.90 0.00 100 304 PEAK 2 11650.00 50.53 54.00 -3.47 58.72 38.48 16.23 62.90 0.00 100 304 AVERAGE 3 17476.40 57.86 68.20 -10.34 59.92 41.78 20.39 64.23 0.00 --- --- Peak	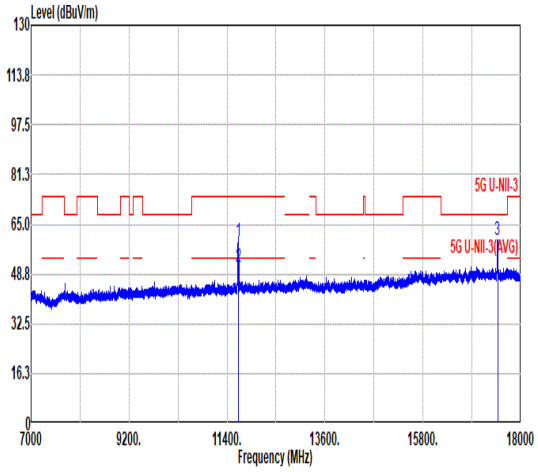 Freq Level Limit Line Over Limit Read Level Ant Factor Cable Loss Preamp Factor Aux Factor APos TPos Remark MHz dBuV/m dBuV/m dB dBuV dB/m dB dB dB cm deg 1 11650.00 59.57 74.00 -14.43 67.76 38.48 16.23 62.90 0.00 256 360 PEAK 2 11650.00 50.89 54.00 -3.11 59.08 38.48 16.23 62.90 0.00 256 360 AVERAGE 3 17476.40 60.01 68.20 -8.19 62.07 41.78 20.39 64.23 0.00 --- --- Peak
Peak	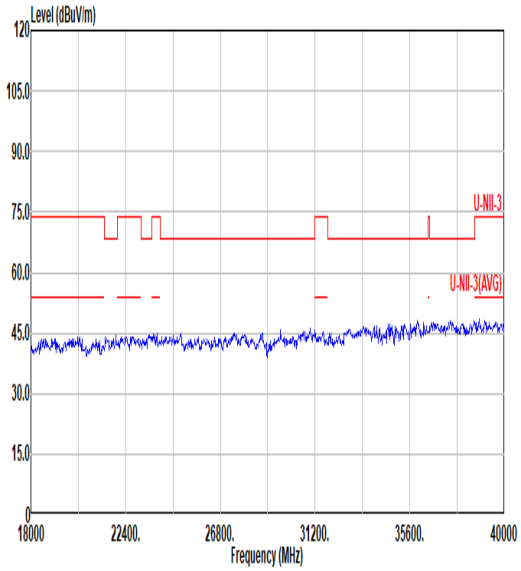 	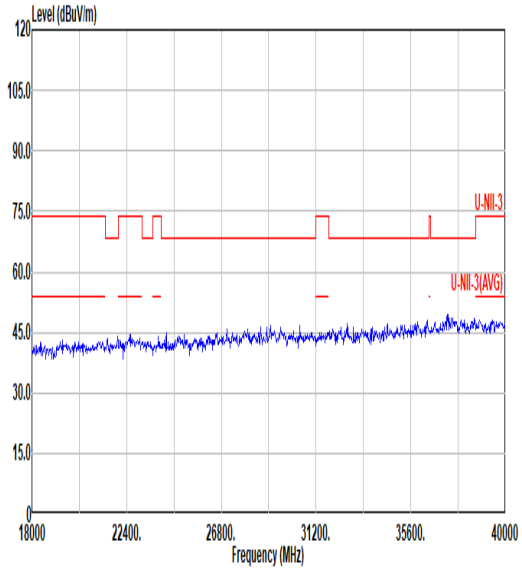

Mode	31
	LF
	U-NII-3_5.725-5.85_802.11n HT20_CH165_5825MHz
ANT	1

Pol.	Horizontal	Vertical
Peak Avg	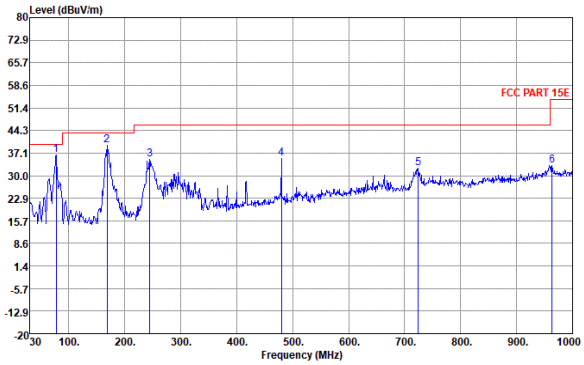	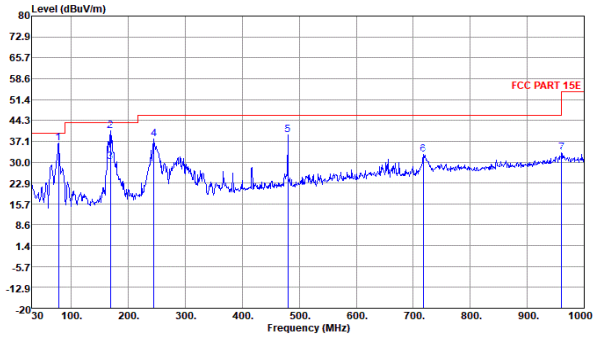

	Freq	Level	Over Limit	Limit Line	ReadAntenna Level	Factor	Cable Loss	Preamp Factor	A/Pos	T/Pos	Remark
	MHz	dBuV/m	dB	dBuV/m	dBuV	dB/m	dB	dB	cm	deg	
1 p	77.53	36.61	-3.39	40.00	54.87	13.14	1.25	32.65	100	111	Peak
2	168.71	39.74	-3.76	43.50	55.03	15.54	1.89	32.72	125	215	Peak
3	244.37	35.21	-10.79	46.00	48.59	17.59	2.09	33.06	---	---	Peak
4	480.08	35.47	-10.53	46.00	42.17	23.43	3.14	33.27	---	---	Peak
5	724.52	32.49	-13.51	46.00	34.53	27.38	4.01	33.43	---	---	Peak
6	963.14	33.33	-20.67	54.00	29.60	30.88	4.61	31.76	---	---	Peak

	Freq	Level	Over Limit	Limit Line	ReadAntenna Level	Factor	Cable Loss	Preamp Factor	A/Pos	T/Pos	Remark
	MHz	dBuV/m	dB	dBuV/m	dBuV	dB/m	dB	dB	cm	deg	
1	77.53	36.48	-3.52	40.00	54.74	13.14	1.25	32.65	100	245	Peak
2 p	168.71	40.72	-2.78	43.50	56.01	15.54	1.89	32.72	150	221	Peak
3 q	168.71	30.01	-13.49	43.50	45.30	15.54	1.89	32.72	150	221	QP
4	244.37	37.85	-8.15	46.00	51.23	17.59	2.09	33.06	---	---	Peak
5	480.08	39.41	-6.59	46.00	46.11	23.43	3.14	33.27	---	---	Peak
6	717.73	32.67	-13.33	46.00	35.17	26.97	4.00	33.47	---	---	Peak
7	960.23	33.07	-20.93	54.00	29.38	30.88	4.61	31.80	---	---	Peak

Mode	32	
	Band Edge - L	
	U-NII-3_5.725-5.85_802.11n HT40_CH151_5755MHz	
ANT	1	
Pol.	Horizontal	Fundamental
Peak	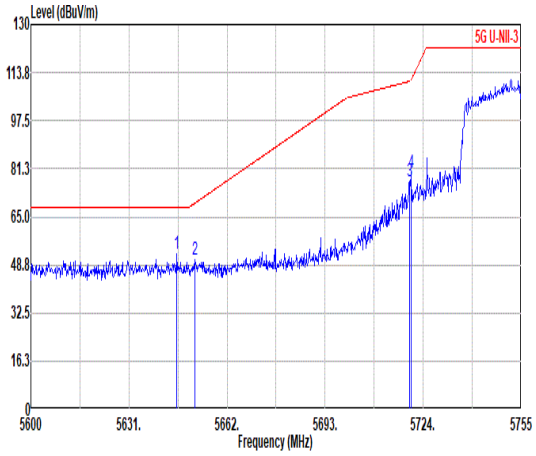 Freq Level Limit Line Over Limit Read Level Ant Factor Cable Loss Preamp Factor Aux Factor APos TPos Remark MHz dBuV/m dBuV/m dB dBuV dB/m dB dB dB cm deg 1 5646.19 52.26 68.20 -15.94 42.84 35.25 11.21 37.04 0.00 100 235 PEAK 2 5651.93 50.63 69.63 -19.00 41.21 35.25 11.22 37.05 0.00 100 235 PEAK 3 5719.82 76.89 110.85 -33.96 67.37 35.34 11.32 37.14 0.00 100 235 PEAK 4 5720.13 79.76 111.19 -31.43 70.24 35.34 11.32 37.14 0.00 100 235 PEAK	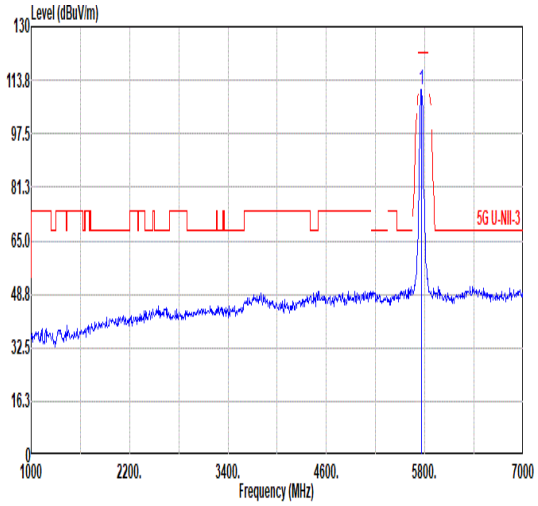 Freq Level Limit Line Over Limit Read Level Ant Factor Cable Loss Preamp Factor Aux Factor APos TPos Remark MHz dBuV/m dBuV/m dB dBuV dB/m dB dB dB cm deg 1 5755.00 110.80 ------ ------ 101.22 35.40 11.37 37.19 0.00 100 235 PEAK
Avg	Blank	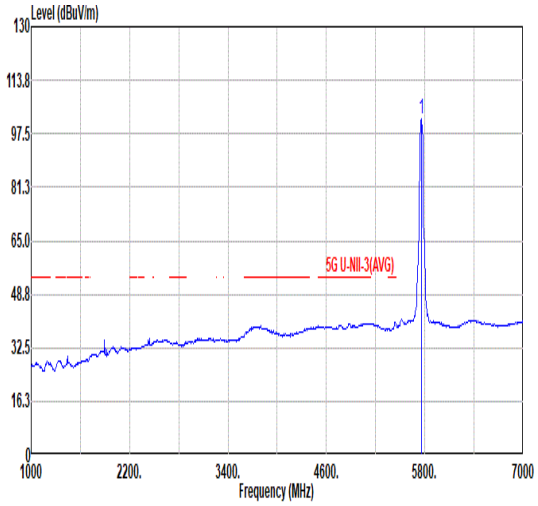 Freq Level Limit Line Over Limit Read Level Ant Factor Cable Loss Preamp Factor Aux Factor APos TPos Remark MHz dBuV/m dBuV/m dB dBuV dB/m dB dB dB cm deg 1 5755.00 102.22 ------ ------ 92.61 35.42 11.38 37.19 0.00 100 235 AVERAGE

Mode	32	
	Band Edge - R	
	U-NII-3_5.725-5.85_802.11n HT40_CH151_5755MHz	
ANT	1	
Pol.	Horizontal	Fundamental
Peak	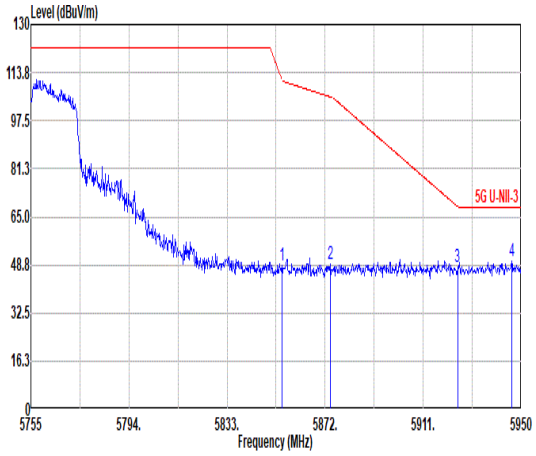 Freq Level Limit Line Over Limit Read Level Ant Factor Cable Loss Preamp Factor Aux Factor APos TPos Remark MHz dBuV/m dBuV/m dB dBuV dB/m dB dB dB cm deg 1 5854.84 48.55 111.26 -62.71 38.73 35.66 11.49 37.33 0.00 100 235 PEAK 2 5873.95 49.14 105.59 -56.45 39.24 35.72 11.51 37.33 0.00 100 235 PEAK 3 5924.65 47.93 68.46 -20.53 37.89 35.80 11.55 37.31 0.00 100 235 PEAK 4 5946.10 49.84 68.20 -18.36 39.78 35.80 11.57 37.31 0.00 100 235 PEAK	Blank

Mode	32	
	Band Edge - L	
	U-NII-3_5.725-5.85_802.11n HT40_CH151_5755MHz	
ANT	1	
Pol.	Vertical	Fundamental
Peak	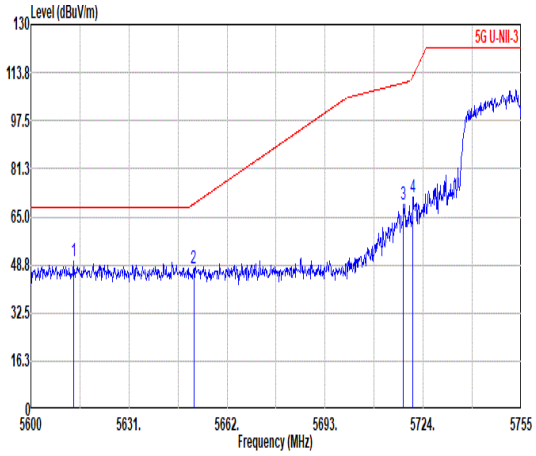 Freq Level Limit Line Over Limit Read Level Ant Factor Cable Loss Preamp Factor Aux Factor APos TPos Remark MHz dBuV/m dBuV/m dB dBuV dB/m dB dB dB cm deg 1 5613.49 49.94 68.20 -18.26 40.59 35.21 11.17 37.03 0.00 400 264 PEAK 2 5651.46 47.62 69.29 -21.67 38.20 35.25 11.22 37.05 0.00 400 264 PEAK 3 5717.80 69.33 110.28 -40.95 59.81 35.34 11.32 37.14 0.00 400 264 PEAK 4 5720.75 71.52 112.60 -41.08 62.00 35.34 11.32 37.14 0.00 400 264 PEAK	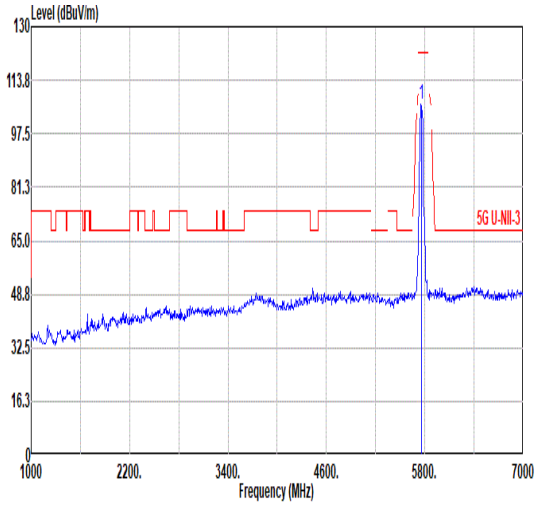 Freq Level Limit Line Over Limit Read Level Ant Factor Cable Loss Preamp Factor Aux Factor APos TPos Remark MHz dBuV/m dBuV/m dB dBuV dB/m dB dB dB cm deg 1 5755.00 106.40 ------ ------ 96.82 35.40 11.37 37.19 0.00 400 264 PEAK
Avg	Blank	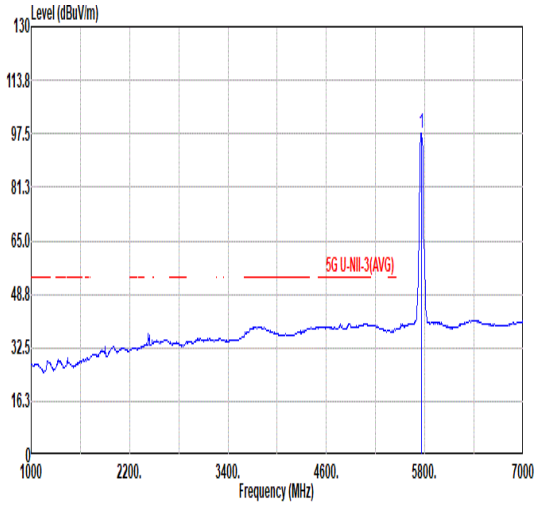 Freq Level Limit Line Over Limit Read Level Ant Factor Cable Loss Preamp Factor Aux Factor APos TPos Remark MHz dBuV/m dBuV/m dB dBuV dB/m dB dB dB cm deg 1 5755.00 97.66 ------ ------ 88.05 35.42 11.38 37.19 0.00 400 264 AVERAGE

Mode	32	
	Band Edge - R	
	U-NII-3_5.725-5.85_802.11n HT40_CH151_5755MHz	
ANT	1	
Pol.	Vertical	Fundamental
Peak	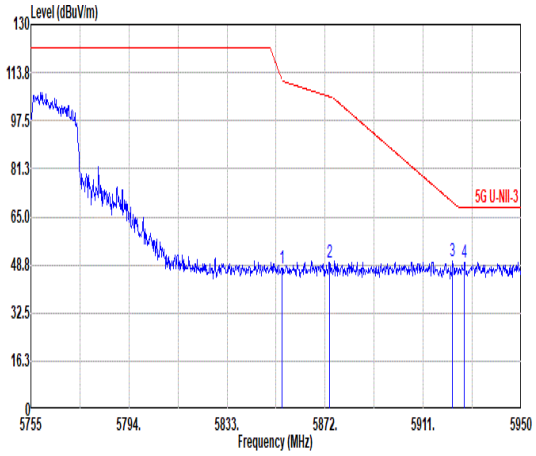 Freq Level Limit Line Over Limit Read Level Ant Factor Cable Loss Preamp Factor Aux Factor APos TPos Remark MHz dBuV/m dBuV/m dB dBuV dB/m dB dB dB cm deg 1 5854.84 47.46 111.26 -63.80 37.64 35.66 11.49 37.33 0.00 400 264 PEAK 2 5873.76 49.79 105.65 -55.86 39.89 35.72 11.51 37.33 0.00 400 264 PEAK 3 5922.70 49.91 69.90 -19.99 39.87 35.80 11.55 37.31 0.00 400 264 PEAK 4 5927.38 49.64 68.20 -18.56 39.60 35.80 11.55 37.31 0.00 400 264 PEAK	Blank

Mode	32	
	Harmonic	
	U-NII-3_5.725-5.85_802.11n HT40_CH151_5755MHz	
ANT	1	
Pol.	Horizontal	Vertical
Peak Avg	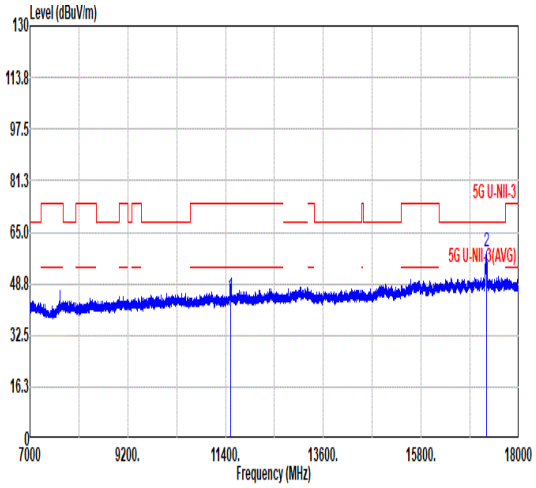 Freq Level Limit Line Over Limit Read Level Ant Factor Cable Loss Preamp Factor Aux Factor APos TPos Remark MHz dBuV/m dBuV/m dB dBuV dB/m dB dB dB cm deg 1 11510.00 44.65 74.00 -29.35 53.11 38.31 16.13 62.90 0.00 --- --- PEAK 2 17265.20 58.76 68.20 -9.44 60.73 42.01 20.21 64.19 0.00 --- --- Peak	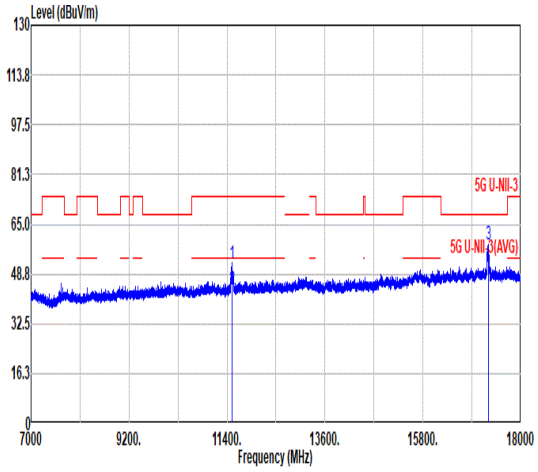 Freq Level Limit Line Over Limit Read Level Ant Factor Cable Loss Preamp Factor Aux Factor APos TPos Remark MHz dBuV/m dBuV/m dB dBuV dB/m dB dB dB cm deg 1 11510.00 52.11 74.00 -21.89 60.57 38.31 16.13 62.90 0.00 300 22 PEAK 2 11510.00 43.81 54.00 -10.19 52.27 38.31 16.13 62.90 0.00 300 22 AVERAGE 3 17267.40 58.52 68.20 -9.68 60.49 42.01 20.21 64.19 0.00 --- --- Peak

Mode	33	
	Band Edge - L	
	U-NII-3_5.725-5.85_802.11n HT40_CH159_5795MHz	
ANT	1	
Pol.	Horizontal	Fundamental
Peak	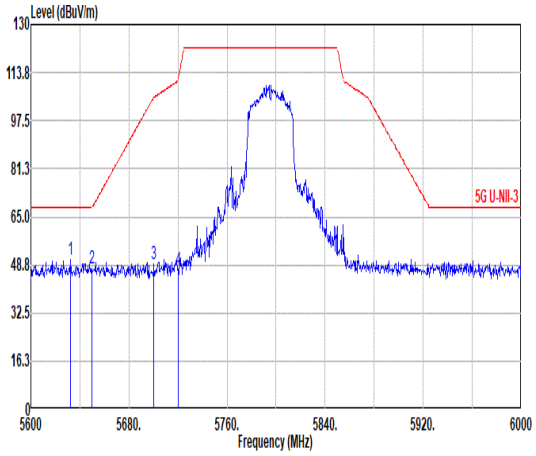 Freq Level Limit Line Over Limit Read Level Ant Factor Cable Loss Preamp Factor Aux Factor APos TPos Remark MHz dBuV/m dBuV/m dB dBuV dB/m dB dB dB cm deg 1 5632.40 50.41 68.20 -17.79 41.01 35.23 11.20 37.03 0.00 136 235 PEAK 2 5650.00 47.50 68.20 -20.70 38.07 35.25 11.22 37.04 0.00 136 235 PEAK 3 5700.40 49.07 105.41 -56.34 39.59 35.30 11.29 37.11 0.00 136 235 PEAK 4 5720.00 47.34 110.90 -63.56 37.82 35.34 11.32 37.14 0.00 136 235 PEAK	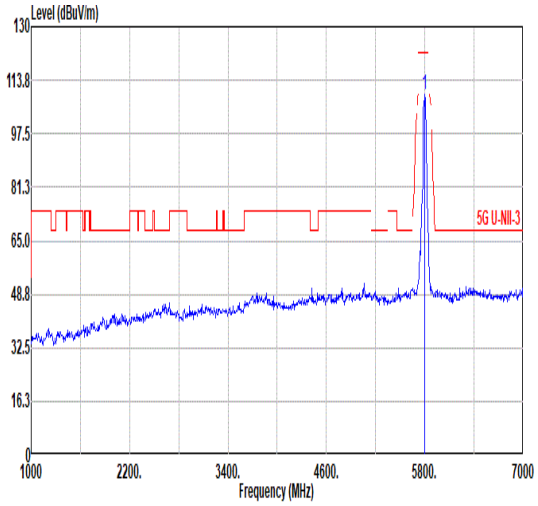 Freq Level Limit Line Over Limit Read Level Ant Factor Cable Loss Preamp Factor Aux Factor APos TPos Remark MHz dBuV/m dBuV/m dB dBuV dB/m dB dB dB cm deg 1 5795.00 109.37 ------ ------ 99.67 35.50 11.45 37.25 0.00 136 235 PEAK
Avg	Blank	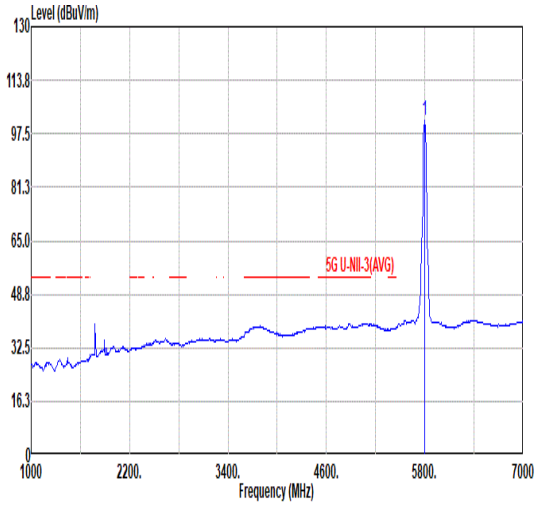 Freq Level Limit Line Over Limit Read Level Ant Factor Cable Loss Preamp Factor Aux Factor APos TPos Remark MHz dBuV/m dBuV/m dB dBuV dB/m dB dB dB cm deg 1 5795.00 101.34 ------ ------ 91.64 35.50 11.45 37.25 0.00 136 235 AVERAGE

Mode	33	
	Band Edge - R	
	U-NII-3_5.725-5.85_802.11n HT40_CH159_5795MHz	
ANT	1	
Pol.	Horizontal	Fundamental
Peak	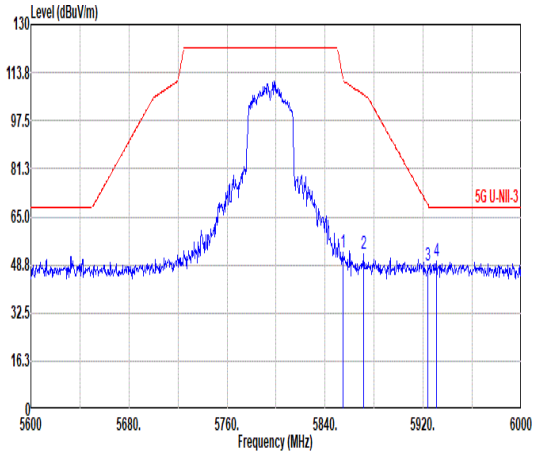 Freq / Level / Limit Line / Over Limit / Read Level / Ant Factor / Cable Loss / Preamp Factor / Aux Factor / APos / TPos / Remark MHz / dBuV/m / dBuV/m / dB / dBuV / dB/m / dB / dB / dB / cm / deg 1 5854.40 52.77 112.27 -59.50 42.95 35.66 11.49 37.33 0.00 136 235 PEAK 2 5871.60 52.63 106.25 -53.62 42.74 35.71 11.51 37.33 0.00 136 235 PEAK 3 5924.00 48.55 68.94 -20.39 38.51 35.80 11.55 37.31 0.00 136 235 PEAK 4 5930.80 49.86 68.20 -18.34 39.82 35.80 11.55 37.31 0.00 136 235 PEAK	Blank

Mode	33	
	Band Edge - L	
	U-NII-3_5.725-5.85_802.11n HT40_CH159_5795MHz	
ANT	1	
Pol.	Vertical	Fundamental
Peak	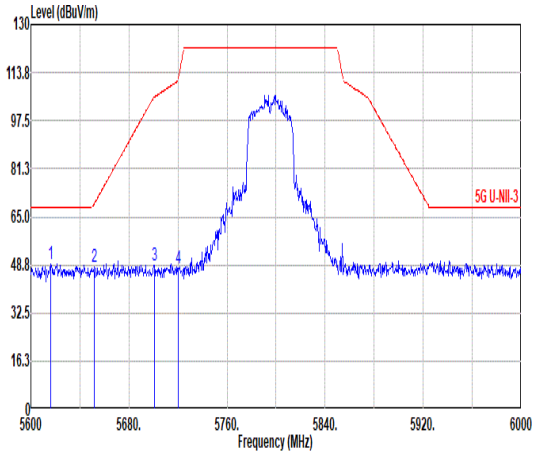 Freq Level Limit Line Over Limit Read Level Ant Factor Cable Loss Preamp Factor Aux Factor APos TPos Remark MHz dBuV/m dBuV/m dB dBuV dB/m dB dB dB cm deg 1 5616.00 49.15 68.20 -19.05 39.79 35.22 11.17 37.03 0.00 323 288 PEAK 2 5651.60 48.08 69.39 -21.31 38.66 35.25 11.22 37.05 0.00 323 288 PEAK 3 5700.80 48.69 105.52 -56.83 39.21 35.30 11.29 37.11 0.00 323 288 PEAK 4 5720.40 47.51 111.81 -64.30 37.99 35.34 11.32 37.14 0.00 323 288 PEAK	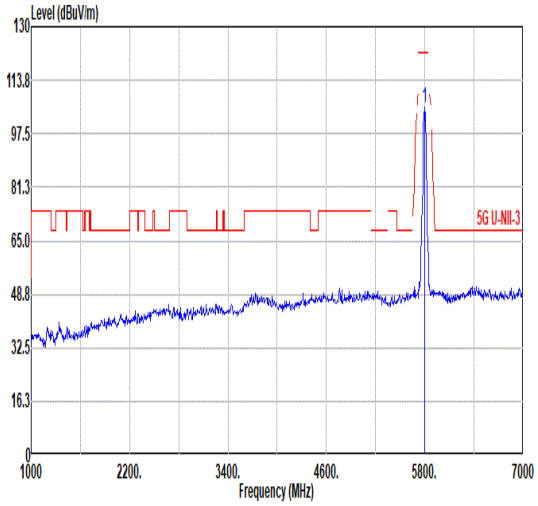 Freq Level Limit Line Over Limit Read Level Ant Factor Cable Loss Preamp Factor Aux Factor APos TPos Remark MHz dBuV/m dBuV/m dB dBuV dB/m dB dB dB cm deg 1 5795.00 105.34 ------ ------ 95.66 35.49 11.44 37.25 0.00 323 288 PEAK
Avg	Blank	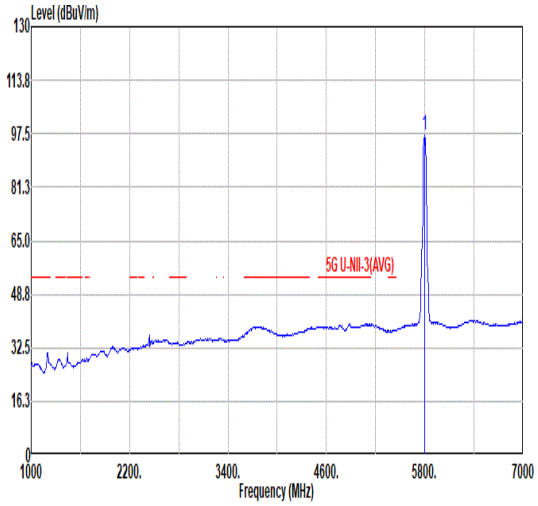 Freq Level Limit Line Over Limit Read Level Ant Factor Cable Loss Preamp Factor Aux Factor APos TPos Remark MHz dBuV/m dBuV/m dB dBuV dB/m dB dB dB cm deg 1 5795.00 97.21 ------ ------ 87.51 35.50 11.45 37.25 0.00 323 288 AVERAGE

Mode	33	
	Band Edge - R	
	U-NII-3_5.725-5.85_802.11n HT40_CH159_5795MHz	
ANT	1	
Pol.	Vertical	Fundamental
Peak	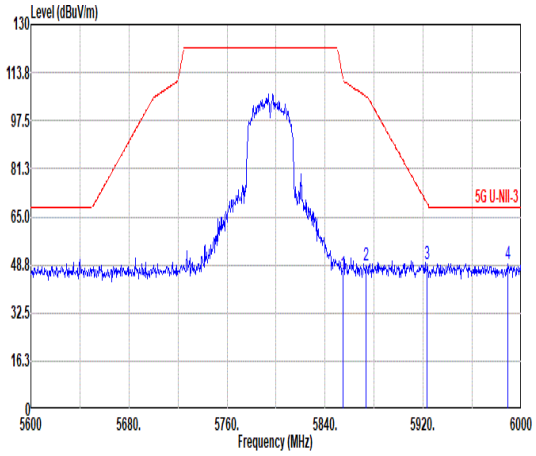 Freq Level Limit Line Over Limit Read Level Ant Factor Cable Loss Preamp Factor Aux Factor APos TPos Remark MHz dBuV/m dBuV/m dB dBuV dB/m dB dB dB cm deg 1 5854.80 45.45 111.36 -65.91 35.63 35.66 11.49 37.33 0.00 323 288 PEAK 2 5873.60 48.44 105.69 -57.25 38.54 35.72 11.51 37.33 0.00 323 288 PEAK 3 5923.20 49.25 69.53 -20.28 39.21 35.80 11.55 37.31 0.00 323 288 PEAK 4 5988.80 49.18 68.20 -19.02 39.08 35.80 11.60 37.30 0.00 323 288 PEAK	Blank

Mode	33	
	Harmonic	
	U-NII-3_5.725-5.85_802.11n HT40_CH159_5795MHz	
ANT	1	
Pol.	Horizontal	Vertical
Peak Avg	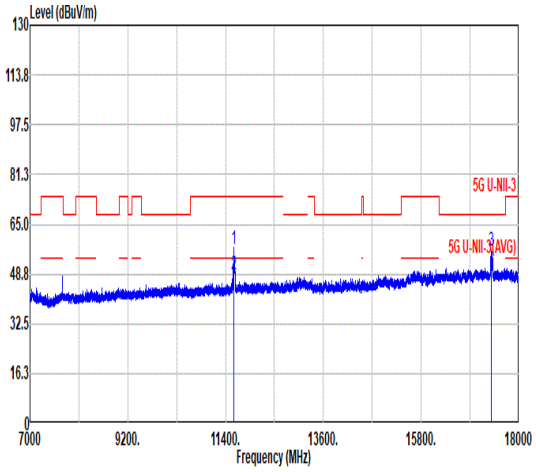 Freq Level Limit Line Over Limit Read Level Ant Factor Cable Loss Preamp Factor Aux Factor APos TPos Remark MHz dBuV/m dBuV/m dB dBuV dB/m dB dB dB cm deg 1 11590.00 57.13 74.00 -16.87 65.43 38.41 16.19 62.90 0.00 100 310 PEAK 2 11590.00 48.42 54.00 -5.58 56.72 38.41 16.19 62.90 0.00 100 310 AVERAGE 3 17373.73 56.33 68.20 -11.87 58.34 41.89 20.31 64.21 0.00 --- --- Peak	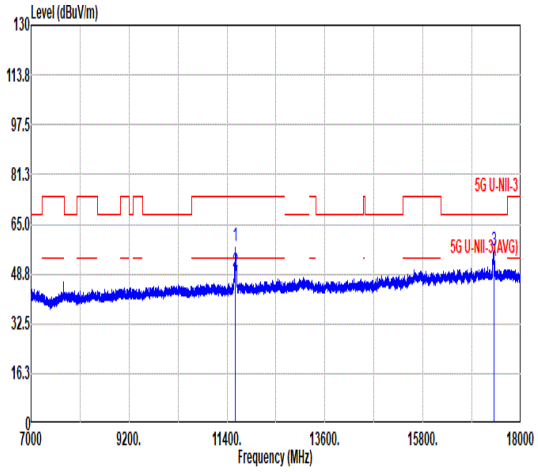 Freq Level Limit Line Over Limit Read Level Ant Factor Cable Loss Preamp Factor Aux Factor APos TPos Remark MHz dBuV/m dBuV/m dB dBuV dB/m dB dB dB cm deg 1 11590.00 58.04 74.00 -15.96 66.34 38.41 16.19 62.90 0.00 276 17 PEAK 2 11590.00 49.42 54.00 -4.58 57.72 38.41 16.19 62.90 0.00 276 17 AVERAGE 3 17389.87 56.58 68.20 -11.62 58.60 41.87 20.32 64.21 0.00 --- --- Peak

Mode	34	
	Band Edge	
	U-NII-3_5.725-5.85_802.11a_CH161_5805MHz	
ANT	1	
Pol.	Horizontal	Fundamental
Peak	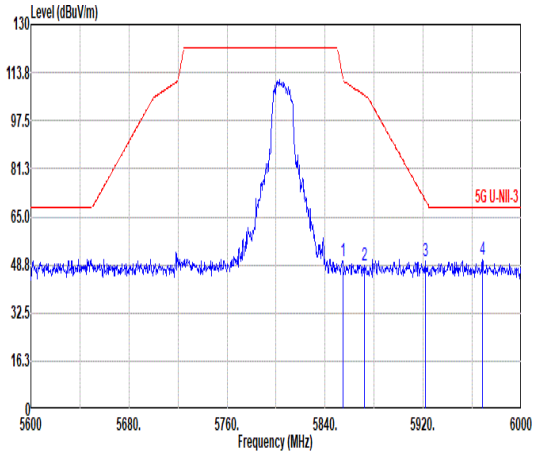 Freq Level Limit Line Over Limit Read Level Ant Factor Cable Loss Preamp Factor Aux Factor APos TPos Remark MHz dBuV/m dBuV/m dB dBuV dB/m dB dB dB cm deg 1 5854.40 50.18 112.27 -62.09 40.36 35.66 11.49 37.33 0.00 107 234 PEAK 2 5872.00 48.66 106.14 -57.48 38.76 35.72 11.51 37.33 0.00 107 234 PEAK 3 5921.60 49.94 70.71 -20.77 39.90 35.80 11.55 37.31 0.00 107 234 PEAK 4 5968.40 50.52 68.20 -17.68 40.44 35.80 11.58 37.30 0.00 107 234 PEAK	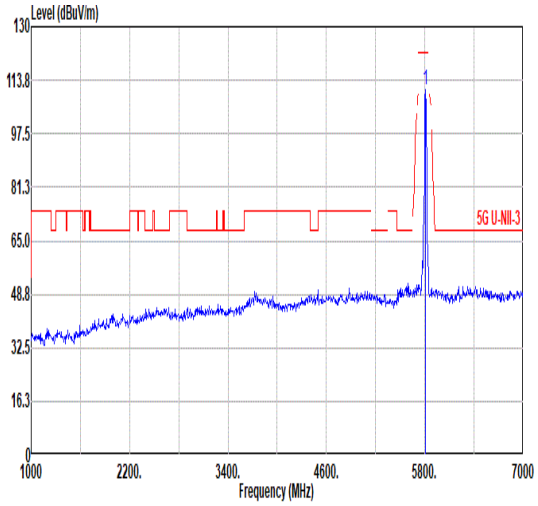 Freq Level Limit Line Over Limit Read Level Ant Factor Cable Loss Preamp Factor Aux Factor APos TPos Remark MHz dBuV/m dBuV/m dB dBuV dB/m dB dB dB cm deg 1 5805.00 111.07 ------ ------ 101.36 35.52 11.45 37.26 0.00 107 234 PEAK
Avg	Blank	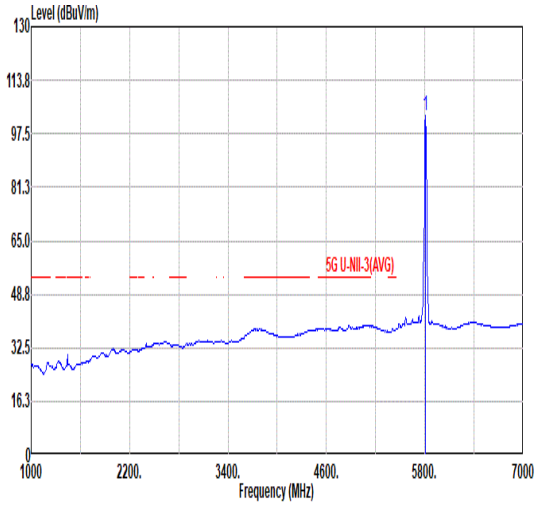 Freq Level Limit Line Over Limit Read Level Ant Factor Cable Loss Preamp Factor Aux Factor APos TPos Remark MHz dBuV/m dBuV/m dB dBuV dB/m dB dB dB cm deg 1 5805.00 103.15 ------ ------ 93.44 35.52 11.45 37.26 0.00 107 234 AVERAGE

Mode	34	
	Band Edge	
	U-NII-3_5.725-5.85_802.11a_CH161_5805MHz	
ANT	1	
Pol.	Vertical	Fundamental
Peak	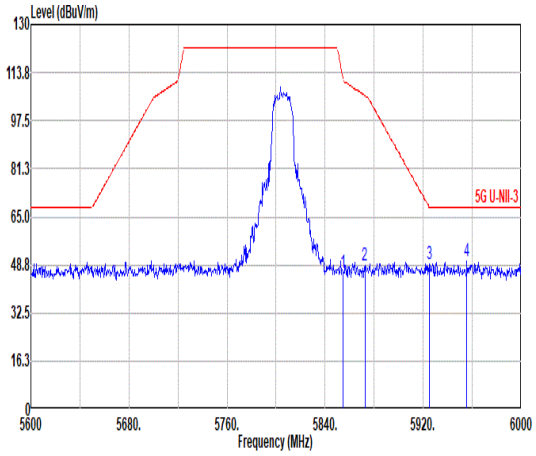 Freq Level Limit Line Over Limit Read Level Ant Factor Cable Loss Preamp Factor Aux Factor APos TPos Remark MHz dBuV/m dBuV/m dB dBuV dB/m dB dB dB cm deg 1 5854.80 45.90 111.36 -65.46 36.08 35.66 11.49 37.33 0.00 397 287 PEAK 2 5872.40 48.61 106.03 -57.42 38.71 35.72 11.51 37.33 0.00 397 287 PEAK 3 5924.80 49.13 68.35 -19.22 39.09 35.80 11.55 37.31 0.00 397 287 PEAK 4 5955.60 50.04 68.20 -18.16 39.97 35.80 11.57 37.30 0.00 397 287 PEAK	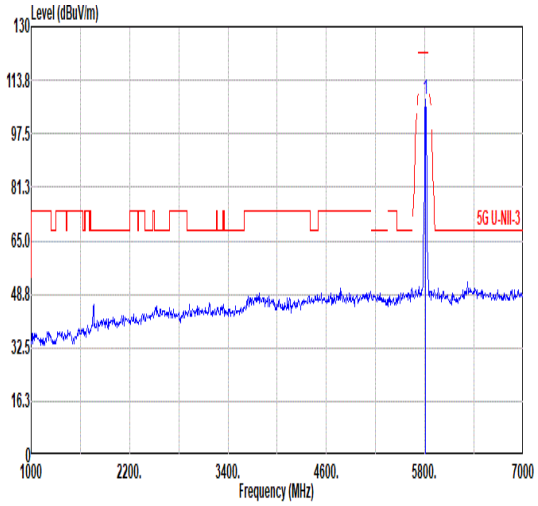 Freq Level Limit Line Over Limit Read Level Ant Factor Cable Loss Preamp Factor Aux Factor APos TPos Remark MHz dBuV/m dBuV/m dB dBuV dB/m dB dB dB cm deg 1 5805.00 107.85 ------ ------ 98.12 35.54 11.46 37.27 0.00 397 287 PEAK
Avg	Blank	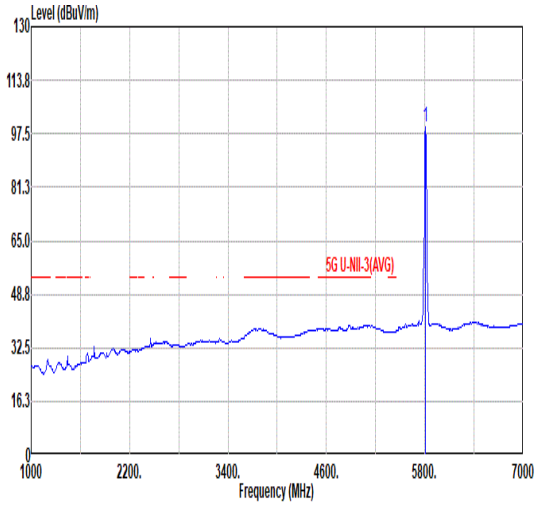 Freq Level Limit Line Over Limit Read Level Ant Factor Cable Loss Preamp Factor Aux Factor APos TPos Remark MHz dBuV/m dBuV/m dB dBuV dB/m dB dB dB cm deg 1 5805.00 99.73 ------ ------ 90.02 35.52 11.45 37.26 0.00 397 287 AVERAGE

Mode	34	
	Harmonic	
	U-NII-3_5.725-5.85_802.11a_CH161_5805MHz	
ANT	1	
Pol.	Horizontal	Vertical
Peak Avg	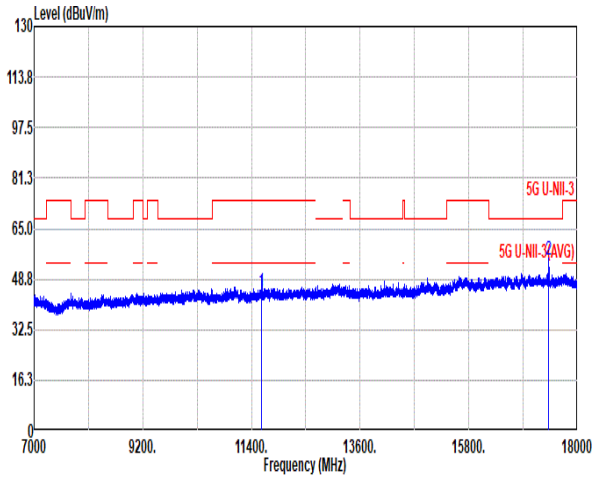 Freq Level Limit Line Over Limit Read Level Ant Factor Cable Loss Preamp Factor Aux Factor APos TPos Remark MHz dBuV/m dBuV/m dB dBuV dB/m dB dB dB cm deg 1 11610.00 44.58 74.00 -29.42 52.84 38.43 16.21 62.90 0.00 --- --- PEAK 2 17415.00 55.13 68.20 -13.07 57.17 41.85 20.33 64.22 0.00 --- --- Peak	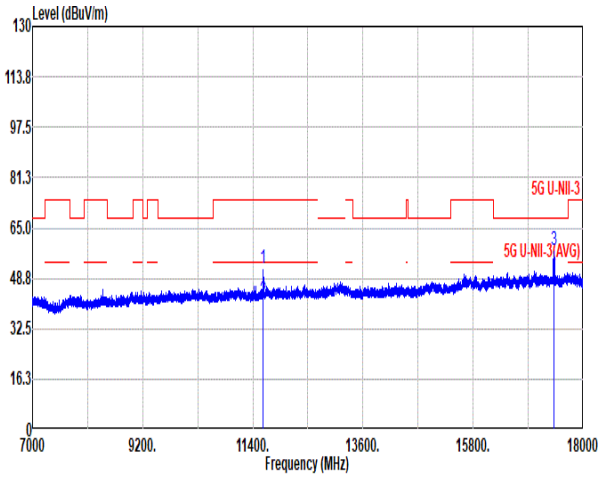 Freq Level Limit Line Over Limit Read Level Ant Factor Cable Loss Preamp Factor Aux Factor APos TPos Remark MHz dBuV/m dBuV/m dB dBuV dB/m dB dB dB cm deg 1 11610.00 52.01 74.00 -21.99 60.27 38.43 16.21 62.90 0.00 108 301 PEAK 2 11610.00 41.91 54.00 -12.09 50.18 38.43 16.20 62.90 0.00 108 301 AVERAGE 3 17415.00 57.94 68.20 -10.26 59.97 41.85 20.34 64.22 0.00 --- --- Peak

Appendix D. Duty Cycle Plots

Band	Duty Cycle(%)	T(ms)	1/T(kHz)	VBW Setting
802.11a	86.61	1.406	0.711	0.75KHz
802.11n HT20	91.92	1.319	0.758	0.82KHz
802.11n HT40	75.63	0.652	1.533	1.6KHz

802.11a

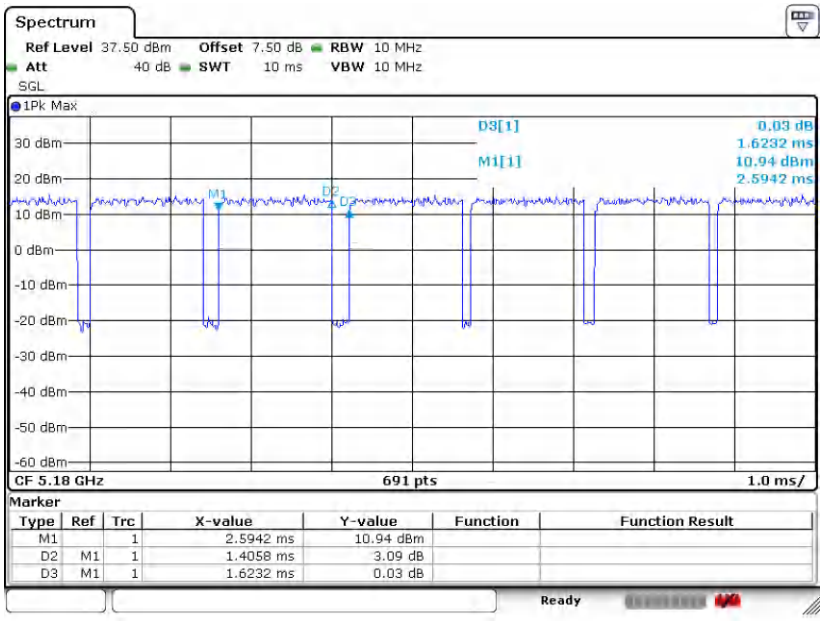

802.11n HT20

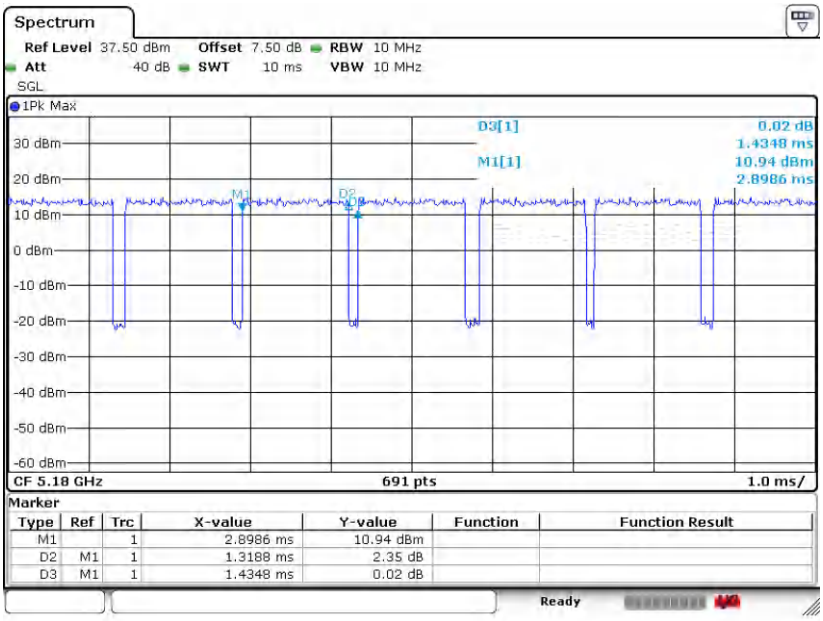

802.11n HT40

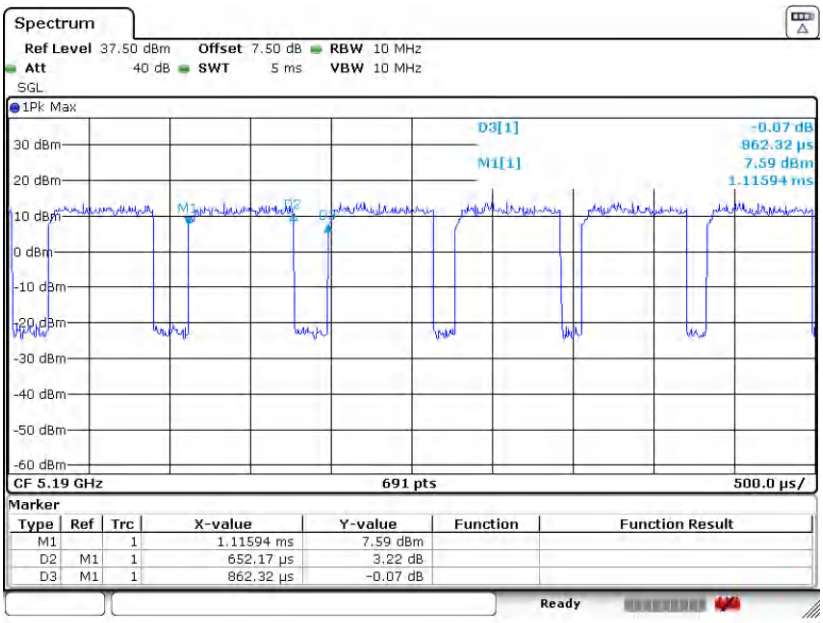

Appendix E. Setup Photographs

<Conducted Emission>

Remote View



Rear View



<Radiated Emission>

X Plane

LF



HF