
**LTE Band 12 / 3 MHz / QPSK**
**1 RB**
**Full RB**
**Lowest Channel**



**Spurious Emissions**

Range Low	Range Up	RBW	Frequency	Power Abs	ΔLimit
690.000 MHz	698.900 MHz	100.000 kHz	698.89555 MHz	-29.09 dBm	-16.09 dB
698.900 MHz	699.000 MHz	30.000 kHz	698.99485 MHz	-19.28 dBm	-6.28 dB
699.000 MHz	702.000 MHz	100.000 kHz	699.27123 MHz	19.94 dBm	-10.06 dB

**Marker**

Ready 27.07.2018 09:43:41



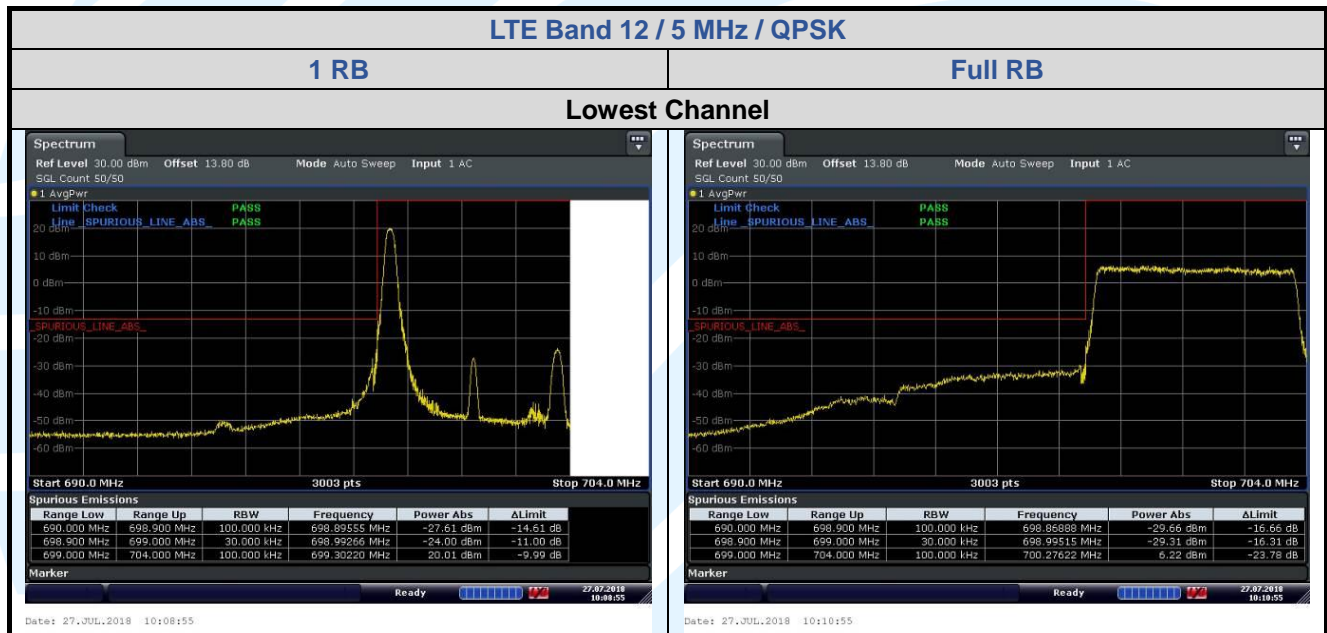
**Spurious Emissions**

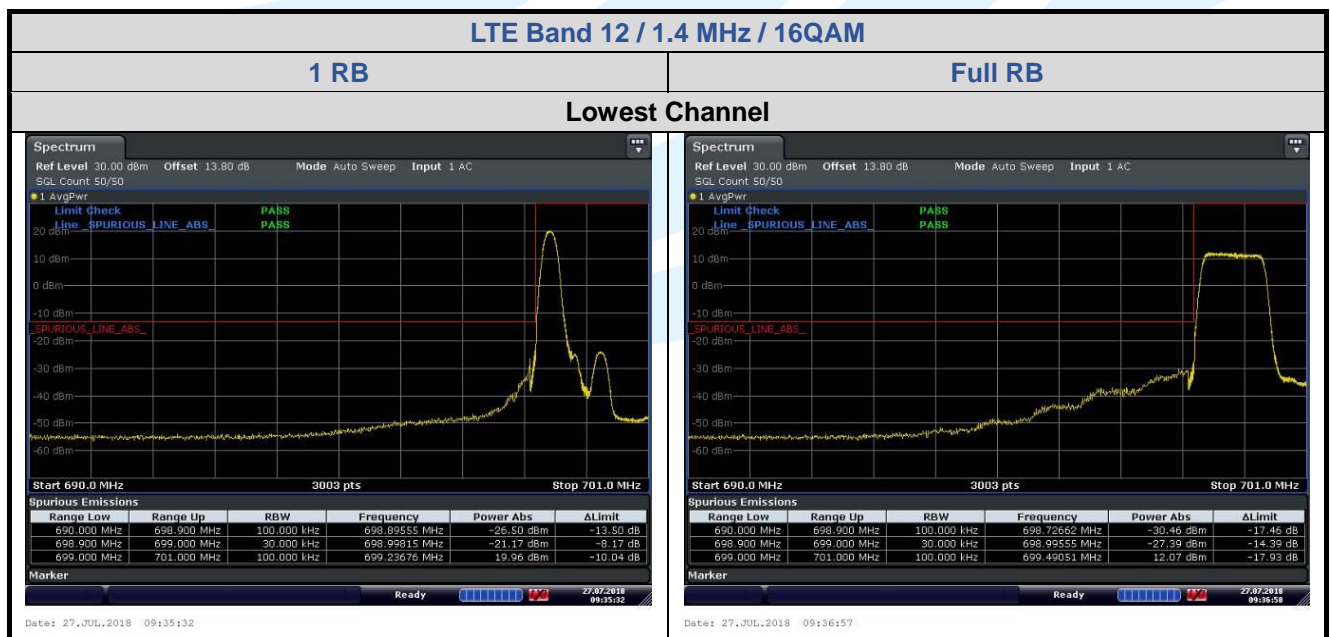
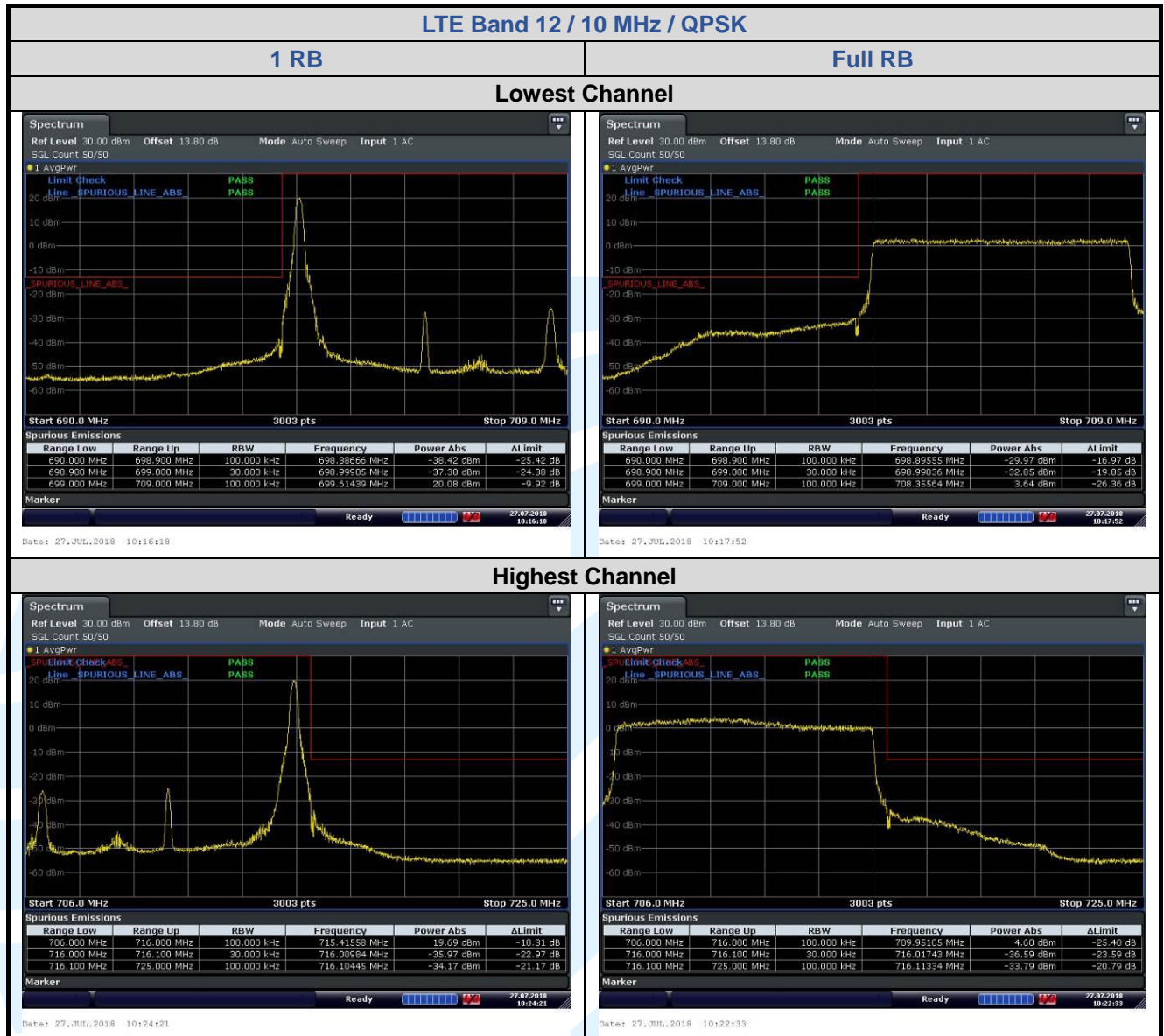
Range Low	Range Up	RBW	Frequency	Power Abs	ΔLimit
690.000 MHz	698.900 MHz	100.000 kHz	698.88666 MHz	-30.83 dBm	-17.83 dB
698.900 MHz	699.000 MHz	30.000 kHz	698.99755 MHz	-26.72 dBm	-13.72 dB
699.000 MHz	702.000 MHz	100.000 kHz	699.85265 MHz	8.63 dBm	-21.37 dB

**Marker**

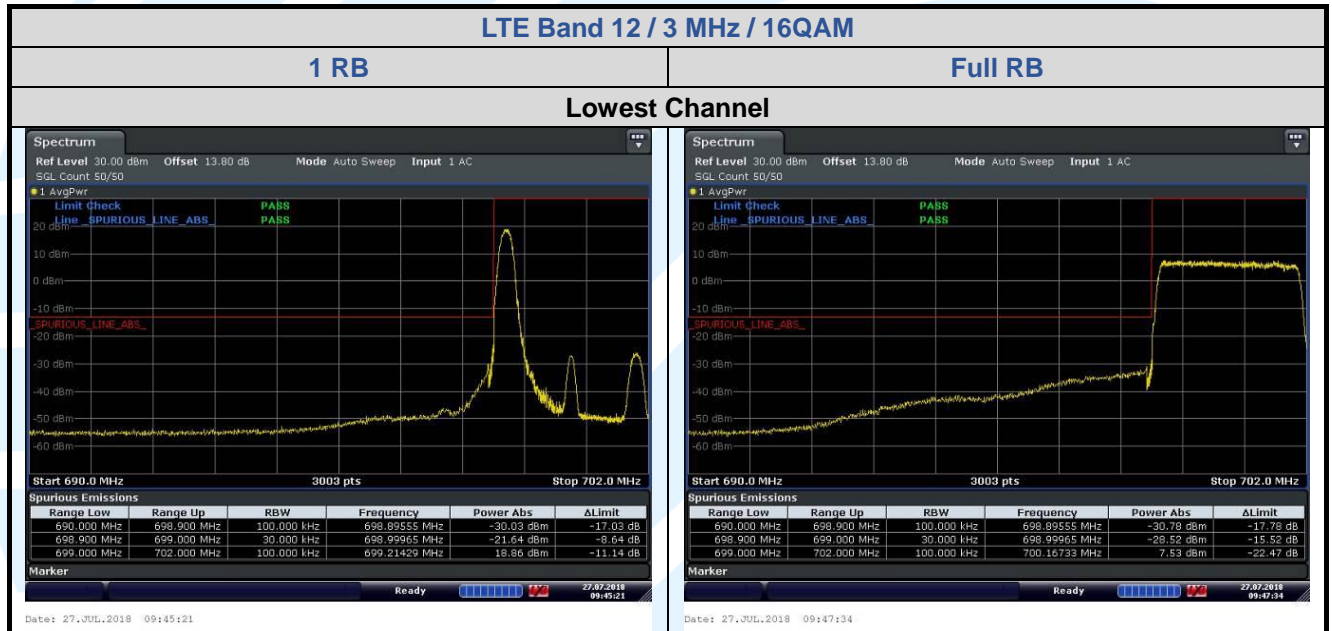
Ready 27.07.2018 09:46:55

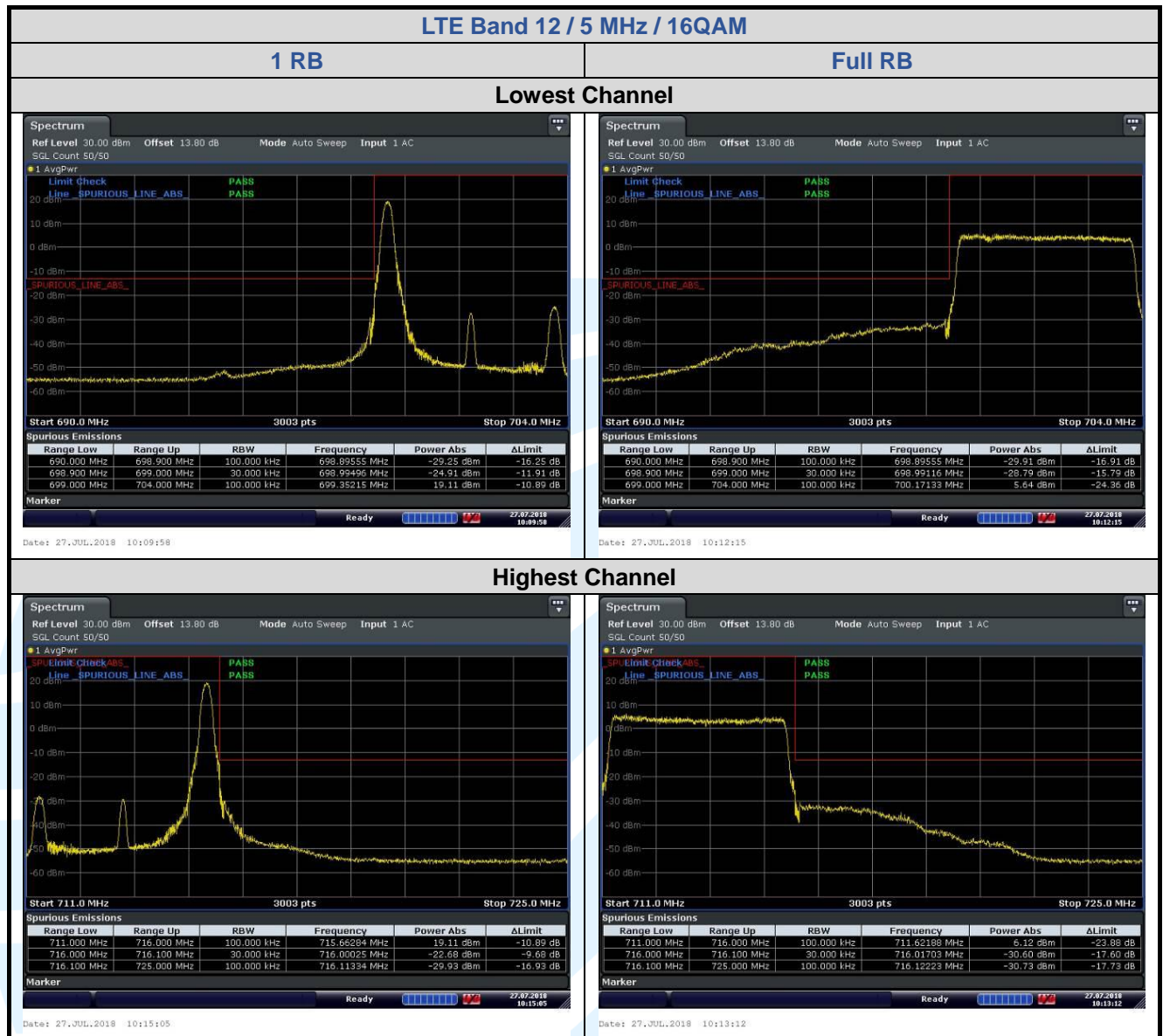


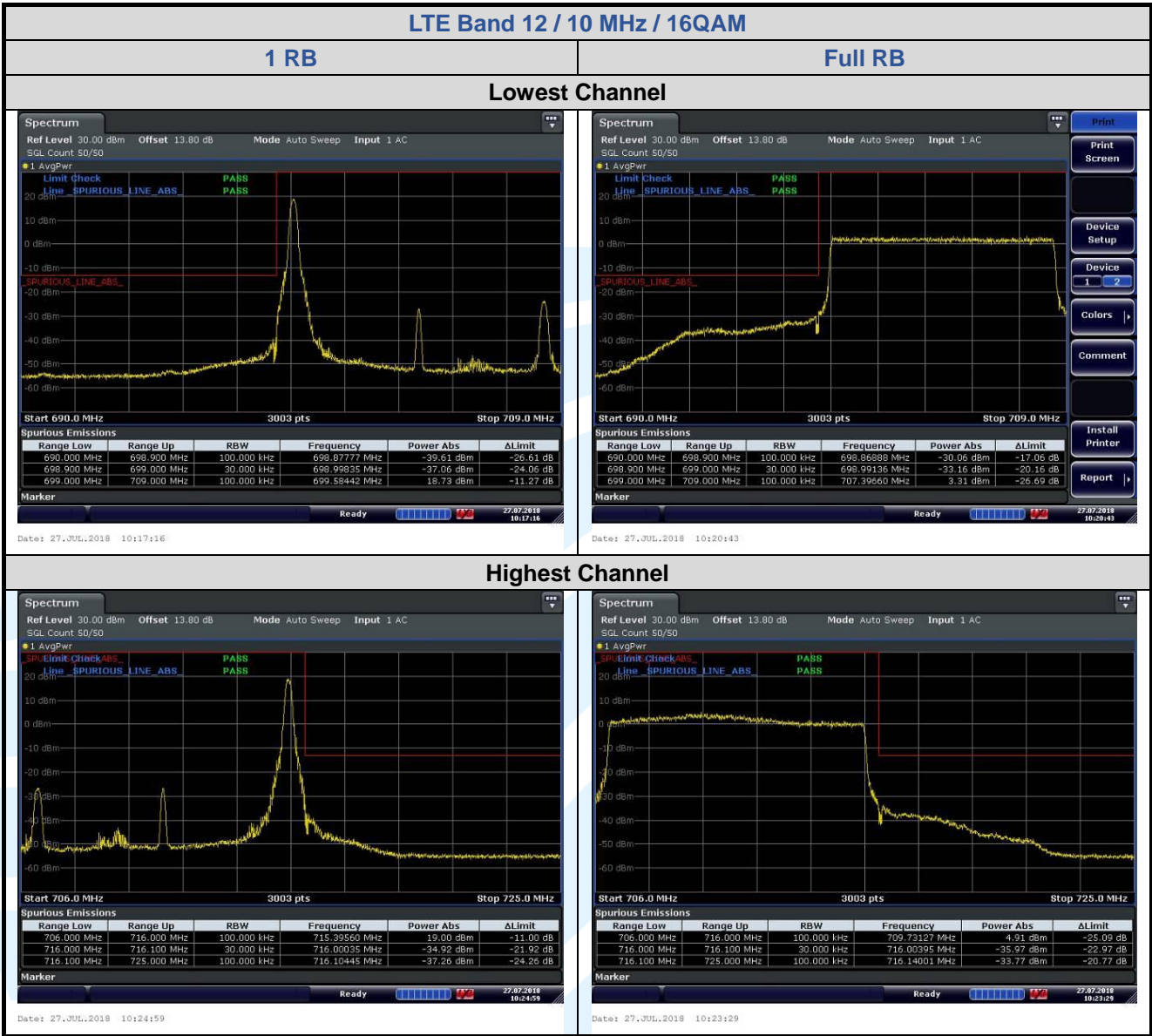














## 5.7 SPURIOUS EMISSIONS AT ANTENNA TERMINALS

**Test Requirement:** LTE Band 4: FCC 47 CFR Part 27.53(h)(1)

LTE Band 12: FCC 47 CFR Part 27.53(g)

**Test Method:** ANSI/TIA-603-E-2016 & KDB 971168 D01v03

**Limit:**

**FCC 47 CFR Part 27.53(g):** For operations in the 600 MHz band and the 698-746 MHz band, the power of any emission outside a licensee's frequency band(s) of operation shall be attenuated below the transmitter power (P) within the licensed band(s) of operation, measured in watts, by at least  $43 + 10 \log(P)$  dB. Compliance with this provision is based on the use of measurement instrumentation employing a resolution bandwidth of 100 kilohertz or greater. However, in the 100 kilohertz bands immediately outside and adjacent to a licensee's frequency block, a resolution bandwidth of at least 30 kHz may be employed.

**FCC 47 CFR Part 27.53(h)(1):** Except as otherwise specified below, for operations in the 1695-1710 MHz, 1710-1755 MHz, 1755-1780 MHz, 1915-1920 MHz, 1995-2000 MHz, 2000-2020 MHz, 2110-2155 MHz, 2155-2180 MHz, and 2180-2200 bands, the power of any emission outside a licensee's frequency block shall be attenuated below the transmitter power (P) in watts by at least  $43 + 10 \log_{10}(P)$  dB. The emission limit equal to -13 dBm.

FCC 47 CFR Part 27.53(h)(3): Measurement procedure. (i) Compliance with this provision is based on the use of measurement instrumentation employing a resolution bandwidth of 1 megahertz or greater. However, in the 1 megahertz bands immediately outside and adjacent to the licensee's frequency block, a resolution bandwidth of at least one percent of the emission bandwidth of the fundamental emission of the transmitter may be employed. The emission bandwidth is defined as the width of the signal between two points, one below the carrier center frequency and one above the carrier center frequency, outside of which all emissions are attenuated at least 26 dB below the transmitter power.

(ii) When measuring the emission limits, the nominal carrier frequency shall be adjusted as close to the licensee's frequency block edges, both upper and lower, as the design permits.

(iii) The measurements of emission power can be expressed in peak or average values, provided they are expressed in the same parameters as the transmitter power.

**Test Procedure:**

The EUT makes a phone call to the communication simulator. All measurements were done at low, middle and high operational frequency range. b. Measuring frequency range is from 30 MHz to the tenth harmonic of the highest fundamental frequency or to 40 GHz, whichever is lower. Set RBW & VBW to 100 kHz for the measurement below 1 GHz, and 1 MHz for the measurement above 1 GHz.

Note: The cable loss and attenuator loss were offset into measure device as an amplitude offset.

**Test Setup:** Refer to section 4.2.2 for details.

**Instruments Used:** Refer to section 3 for details

**Test Mode:** Link mode

**Test Results:** Pass

