

Buy

Safety Guide & Regulatory Information

Date of last revision: Wednesday, August 8, 2018

What can we help with?

- Safety Guide
- Regulatory Information

Safety Guide



Read our **Quick Start Guide** (<https://www.magicleap.com/quickstart>) and this Safety Guide

before using Magic Leap One. Failure to do so and follow the instructions within this Safety Guide can result in serious injury, property damage, or damage to Magic Leap One.

This Magic Leap One Safety Guide (our “**Safety Guide**”) is provided to reduce your risk of personal injury, physical discomfort, pain, health issues, and property damage while using your Lightwear, Lightpack, Control, Lightpack charger, Control charger, and other Magic Leap accessories (collectively “**Magic Leap One**” or “**device**”). Please be sure that all users of Magic Leap One carefully read and understand this Safety Guide before using the device.



Lightwear



Lightpack



Standard Insert



Control



Wrist Lanyard



Lightpack Charger



Shoulder Strap



Control Charger



USB Cables



Power Cables



Cleaning Cloth



Nose Pads



Forehead Pad



Hub

For a full product description, user agreements, policies, and our return and warranty policies, please visit www.magicleap.com (<https://www.magicleap.com>). For information on how to get started read our **Quick Start Guide** (<https://www.magicleap.com/quickstart>).
Buy

NOTICE Changes

Magic Leap may change or modify this Safety Guide from time to time to keep it accurate and complete. If we issue a new Safety Guide, please discard your old copy of it and only use the new one.

WARNING Before Using the Device

Before using Magic Leap One, you should read and follow all setup and operating instructions provided with the device and on the device. For example, before using Magic Leap One for the first time, be sure to go through the Fitting Guide and Visual Calibration, both of which you can access in Settings > Device > Calibration, where you can click “Run Fitting Guide” and “Run Visual Calibration.”

Before using your Lightwear, you should make sure it is level, it rests comfortably around your head, there is a gap between your ears and the Lightwear, and there is no pain or pressure on your head. For more guidance, please use the Fitting Guide (in your Settings menu on the device). Also make sure you can see clearly through the Lightwear and that the nose pad rests comfortably on your nose bridge. If the nose pad does not lift your Lightwear up such that you can see clearly through your Lightwear, replace your nose pad with another size and go through the Fitting Guide again. If Visual Calibration fails, you may need to use the larger forehead pad. You can use the Fitting Guide to help you find the right nose pad and forehead pad sizes. See our **Customer Care page** (<https://magicleap.care>) for steps on how to fit your Magic Leap One.

Please make sure you adjust your Lightwear until you can see the full display, can successfully complete Visual Calibration, and are comfortable using the device. If you do not pass Visual Calibration, adjust your fit via the Fitting Guide or read the section below titled “Warning: Unsuccessful Visual Calibration.” For an optimal experience, we recommend Magic Leap One be used by people with an interpupillary distance (“**IPD**”) that is between 54 - 76 millimeters. If you have an IPD outside that range, you may have a greater chance of experiencing visual pain or discomfort and you may not have full visibility of your display.

When you first use Magic Leap One, start with the volume at a low level and then increase the volume until you hear the sound clearly and comfortably. Use caution to avoid turning up the volume too high.

See a doctor before using Magic Leap One if you: have any conditions that impair your vision (e.g. binocular vision disorder) or mobility; are pregnant or elderly; or have a heart condition or serious medical condition; seizures; or migraines.

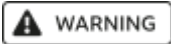


WARNING

Unsuccessful Visual Calibration

Buy

You might have a greater chance of experiencing visual discomfort if you do not successfully complete Visual Calibration. Magic Leap One relies on eye tracking to render content in a way that is designed to be comfortable for your eyes. Upon completing the Visual Calibration process, your device will let you know if you successfully completed it.



WARNING

Intended Uses

Magic Leap One is intended to provide a safe spatial computing experience. This intended experience requires you to have an unimpaired sense of balance and motion. Do not use Magic Leap One while you are fatigued, ill or experiencing symptoms of illness, under emotional or physical stress, or under the influence of alcohol or drugs, as such uses increase the likelihood of injury and property damage. Never use Magic Leap One while driving, cycling, or operating heavy machinery or any other moving vehicle.



Use Magic Leap One only in a comfortable, safe environment. **Magic Leap One is designed for**

indoor use only.

Do not use Magic Leap One near water or liquid.



Failure to use Magic Leap One as intended may cause the device to malfunction and potentially result in physical injury or property damage. To reduce the risk of injury, property damage, or damage to the device, use of Magic Leap One should be limited to indoor areas that are free of obstructions. Magic Leap One should only be used in environments where the ambient temperature is between 10°C and 25°C.

Magic Leap One produces an immersive spatial computing experience that may distract you from and partially block your view of your actual surroundings. Always be aware of your surroundings when using the device. Remember that some objects you see in your spatial computing environment do not exist in the real environment. Do not attempt to sit or stand on them or use them for support.

NOTICE

Care Instructions

Only use the dry cleaning cloth provided in your Magic Leap One box to clean Lightwear's lenses and sensors. Use mild soap and water to clean the back pads and forehead pads, and a 60-70% Isopropyl Alcohol wipe to clean the nose pads. Allow any pads you clean to dry before you re-attach them to Lightwear, and do not submerge any of the pieces in liquid when cleaning them. Clean Magic Leap One before switching between users.

When you're not using the device, please store it in its storage case to minimize unintentional damage or exposure, and store it in a room with temperatures between -25°C - 45°C. Do not leave your Magic Leap One in direct sunlight, because direct sunlight can damage the device. To reduce the risk of injury, keep the fan exhaust ports and all other vents on your Magic Leap One free and clear of dust and other foreign objects.

NOTICE **Small Versus Large Size Device**

If you have an IPD that is less than 65 millimeters, we recommend you do not use a large-size device, as the large-size device is not sized for IPDs less than 65 millimeters, and improper sizing can lead to visual discomfort. Similarly, if you have an IPD that is 65 millimeters or greater, we recommend you do not use a small-size device.

WARNING **Cables & Cords**

The cable attaching the Lightwear to the Lightpack may be a choking or tripping hazard. To reduce the risk of injury, do not wrap any cables, cords or wires around your neck; do not get entangled with them; do not

chew, abraid, or cut any of them; and keep them away from children.



WARNING **Unauthorized Devices**

Magic Leap recommends using only the Lightpack charger and Control charger sold or provided by Magic Leap with the device. Magic Leap is not designed for use with any unauthorized charger, device, accessory, or software. Use of an unauthorized device, accessory, or software may result in injury to you or others, cause performance issues, or damage the device and other property.

⚠ WARNING Excessive Heat

Buy



Follow any thermal warnings and advisory messages that may appear on your Magic Leap One.

To reduce the risk of personal injury, if Magic Leap One overheats, immediately remove your Lightwear, stop use, and let it cool down before continuing use. See our **Customer Care page (<https://magicleap.care>)** for steps you can take if Magic Leap One overheats. To reduce the risk of discomfort and injury (including minor burns) ensure that the inside corners of your Lightwear (as pictured above in this section) do not come into contact with your skin during use and place all pads (forehead pads and back pads) on your Lightwear before using it.

⚠ WARNING Not for Children



Magic Leap One is not a toy and should NOT be used by children under the age of 13. The device is

not sized for children, and improper sizing can lead to pain, discomfort, or negative health effects.

Magic Leap One has not been tested on teenagers under the age of 18, meaning there may be an increased risk that the device does not properly fit teenagers between 13 and 17. Adults should monitor teenagers age 13 and older during and after use of Magic Leap One to ensure they do not experience any pain or discomfort, spend limited time using the device, and take breaks during use to decrease the risk of discomfort or pain (including the types of discomfort stated in the section below titled “Warning: Discomfort”), or other adverse symptoms. Prolonged use should be avoided.

Adults should ensure that teenagers age 13 and older only use Magic Leap One as recommended by this Safety Guide and all other documentation provided online and with Magic Leap One. To reduce the risk of discomfort, pain or injury, teenagers over the age of 13 should:

- complete the Visual Calibration and Fitting Guide (accessible from the Settings menu) before using the device;
- immediately discontinue use if the teenager does not successfully complete the Visual Calibration and Fitting Guide or the teenager feels any pain or discomfort while completing the Visual Calibration or Fitting Guide; and
- immediately discontinue if any discomfort (including eye aches) is experienced during use of Magic Leap One.

⚠ WARNING Discomfort

Buy



You may experience some discomfort while using Magic Leap One including: visual discomfort,

eye-strain, dizziness, nausea, impaired eye-hand coordination, lightheadedness, impaired balance, excessive sweating, headache, fatigue, tingling, burning or stiffness, or numbness.

- If you experience discomfort, immediately stop using Magic Leap One. If you decide to resume use of the device, before doing so, you should take a break and make sure you have properly set it up, to help reduce your risk of discomfort.
- Your risk of discomfort is heightened if: you have never used Magic Leap One before; the device is not properly set up prior to use; you use Magic Leap One for extended periods of time without a break; the device is used to view content that has a high likelihood of inducing motion sickness or nausea (e.g., games or movies where you are moving through open areas or viewing heights); you have a history of motion sickness, nausea, dizziness, eye strain, or headaches; or you use Magic Leap One in unfavorable lighting conditions.
- To minimize discomfort, consider slowly acclimating yourself to a spatial computing environment by: initially limiting your use of Magic Leap One to shorter sessions and taking breaks during use of the device. Be mindful of the nature of the content that you were viewing before the onset of any discomfort. You may re-experience discomfort if you view that content again or view similar content, and persistent discomfort may increase the chance of an injury.
- Please consult with a doctor if you have serious or persistent discomfort.

⚠ WARNING Charger & Battery Safety

Failure to follow these instructions may damage the device and create an electrical or fire hazard:

- Do not open Magic Leap One, try to change the battery or substitute a different battery or power source.
- If you notice any overheating of the Lightwear, Lightpack or Control, immediately discontinue use of the device.
- Keep chargers dry and avoid water or liquid intrusion.
- Do not disassemble or pierce the chargers.

⚠ WARNING Seizures

Light flashes or patterns on Magic Leap One may trigger seizures, loss of awareness, involuntary movements, disorientation, altered vision, eye or muscle twitching, or other muscular or visual abnormalities, severe dizziness or other conditions causing blackouts or loss of consciousness, even if the user has never had a seizure or has no history of seizures or epilepsy.

Immediately stop using Magic Leap One if you experience any of these symptoms, and consult your physician before resuming use of the device.

If you have a history of, or have been diagnosed with symptoms linked to an epileptic condition, consult your physician before using Magic Leap One.

 **WARNING** **Repetitive Motions**

- Using the Control can make your muscles or joints hurt. If any part of your body becomes tired or sore while using Magic Leap One, or if you feel symptoms such as tingling, numbness, burning, or stiffness, stop and rest for several hours before using it again.
- If you continue to have any of the above symptoms or other discomfort during or after use, stop use and see a doctor.

 **WARNING** **No Eye Protection**

Magic Leap One is not intended to provide eye protection against impact, debris, chemicals, UV light, or other harmful lights, particles, projectiles or other physical hazards.

 **WARNING** **California Proposition 65**

Magic Leap One contains chemicals known to the State of California to cause cancer and reproductive harm. See <https://www.P65Warnings.ca.gov> (<https://www.P65Warnings.ca.gov>) for more information.

 **WARNING** **Medical Device Radio Interference**

Magic Leap One contains magnets or components that emit radio waves, which could affect the operation of nearby electronics, including cardiac pacemakers, hearing aids, defibrillators, and other medical devices. If you have a pacemaker or other implanted medical device, do not use the Magic Leap One without first consulting your doctor or the manufacturer of your medical device.

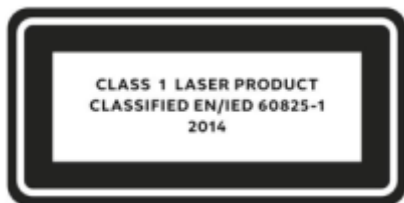
⚠ WARNING Radio Frequency (RF) Energy

Buy

This device contains radio transmitters and has been designed, manufactured, and tested to meet the Federal Communications Commission (FCC) and Innovation, Science and Economic Development (ISED) Canada guidelines for RF exposure and Specific Absorption Rate.

To ensure that your exposure to RF energy generated by the Wi-Fi and Bluetooth radios does not exceed the exposure limits set forth by these guidelines, orient the device according to our **Quick Start Guide** (<https://www.magicleap.com/quickstart>) and any other instructions we provide you.

⚠ WARNING Contains a Laser



Manufacturer information

Magic Leap
7500 W. Sunrise Blvd.
Plantation, FL 33322
Ph: 954-889-7010

Applicable standards and procedures

EN/IEC 60825-1 2014 Safety of Laser Products
CLASS 1 LASER PRODUCT

Laser Specifications:

This Laser Product is designated as Class 1 during all procedures of operation.

Laser Parameters:

Wavelength 850nm
Laser Power for classification <2.45 mW
Mode of operation Pulsed:
Pulse Width 3.49 and 4.98 nSec
Pulse Frequency 80.32 and 60.24 MHz
Peak Power 600mW
Illumination cone 59 H x 45 V

Labels and Label Placement:

The Lightwear label is located on the Lightwear's inner right temple of the device, between the picture camera and the back pad. It reads as follows:

Class 1 Laser Product

EN /EC 60825-1-2014


Complies with US FDA performance standards for laser products except for deviations pursuant to Laser Notice No. 50 dated June 24, 2007

The Lightpack label is located on the back of the clip. Just turn your Lightpack over to see it. It reads as follows:

7500 W. Sunrise Blvd., Plantation, FL 33322

Assembled in Mexico

Model Number M1001 or M1002



Magic Leap One Regulatory Information

FEDERAL COMMUNICATION COMMISSION COMPLIANCE STATEMENT

This equipment has been tested and found to comply with the limits for a Class B digital device, pursuant to Part 15 of the FCC Rules. These limits are designed to provide reasonable protection against harmful interference in a residential installation. This equipment generates uses and can radiate radio frequency energy and, if not installed and used in accordance with the instructions, may cause harmful interference to radio communications. However, there is no guarantee that interference will not occur in a particular installation. If this equipment does cause harmful interference to radio or television reception, which can be determined by turning the equipment off and on, the user is encouraged to try to correct the interference by one of the following measures:

- Reorient or relocate the receiving antenna.
- Increase the separation between the equipment and receiver.

- Connect the equipment into an outlet on a circuit different from that to which the receiver is connected.
- Consult the dealer or an experienced radio or television technician for help.

FCC Caution: Any changes or modifications not expressly approved by the party responsible for compliance could void the user's authority to operate this equipment.

This device complies with Part 15 of the FCC Rules. Operation is subject to the following two conditions: (1) this device may not cause harmful interference, and (2) this device must accept any interference received, including interference that may cause undesired operation.

INDUSTRY CANADA COMPLIANCE STATEMENT

This device complies with Industry Canada license-exempt RSS standard(s). Operation is subject to the following two conditions: (1) this device may not cause interference, and (2) this device must accept any interference, including interference that may cause undesired operation of the device.

This Class B digital apparatus complies with CAN ICES-3(B)/NMB-3(B).

The operation in the band 5150–5250MHz is only for indoor use to reduce the potential for harmful interference to co-channel mobile satellite systems.

Le présent appareil est conforme aux CNR d'Industrie Canada applicables aux appareils radio exempts de licence. L'exploitation est autorisée aux deux conditions suivantes: (1) l'appareil ne doit pas produire de brouillage, et (2) l'utilisateur de l'appareil doit accepter tout brouillage radioélectrique subi, même si le brouillage est susceptible d'en compromettre le fonctionnement."

Cet appareil numérique de la classe B est conforme à la norme CAN ICES-3(B)/NMB-3.

La bande 5150 – 5250MHz est réservée uniquement pour une utilisation à l'intérieur afin de réduire les risques de brouillage préjudiciable aux systèmes de satellites mobiles utilisant les mêmes canaux.

HUB Regulatory Information

FEDERAL COMMUNICATION COMMISSION COMPLIANCE STATEMENT

This device complies with part 15 of the FCC Rules. Operation is subject to the following two conditions: (1) this device may not cause harmful interference, and (2) this device must accept any interference received, including interference that may cause undesired operation.

INDUSTRY CANADA COMPLIANCE STATEMENT

This Class B digital device apparatus complies with CAN ICES-3(B)/NMB-3(B).

Cet appareil numérique de la classe B est conforme a la norme CAN ICES-3(B)/NMB-3.

CEC APPLIANCE EFFICIENCY COMPLIANCE

This product complies with the California Energy Commission (CEC) energy efficiency standards for battery charger systems set forth at California Code of Regulations Title 20, Sections 1601 through 1608.

Buy

Keep in touch

Email Address *

What's your name?

Tell us about yourself
I'm a developer

Join us

[Magic Leap \(/\)](#) [Creator Portal\(https://creator.magicleap.com\)](https://creator.magicleap.com) [Care Center\(https://www.magicleap.care/hc?](https://www.magicleap.care/hc?)

[f\(https://www.facebook.com/magicleap\)](https://www.facebook.com/magicleap) [i\(https://www.instagram.com/magicleap\)](https://www.instagram.com/magicleap)

[t\(https://twitter.com/magicleap\)](https://twitter.com/magicleap) [y\(https://www.youtube.com/channel/UC2E1x3l45YUO2eOhRv-A7lw\)](https://www.youtube.com/channel/UC2E1x3l45YUO2eOhRv-A7lw)

Made with  in Florida

[Privacy Policy\(/legal/privacy\)](/legal/privacy) | [Legal\(/legal\)](/legal)

Copyright © 2018 Magic Leap, Inc.