


## FCC ID: 2ALZM-U2-PLUS-TE-VR

### Test Setup Photos


#### 1. Conducted emission main's port front view




#### 2. Conducted emission main's port side view



### 3. Radiated emission (9KHz-30MHz)




### 4. Radiated emission (30MHz-1GHz)






## 5. Radiated emission (above 1GHz)



## 6. RF measurement setup



(DFS)