

Test Plot 1#: GSM 850_Head Left Cheek_Middle**DUT: MISTICO ONE 4G LTE Smartphone; Type: MISTICO ONE 4G LTE; Serial: 17041180420**

Communication System: GSM; Frequency: 836.6 MHz; Duty Cycle: 1:8
Medium parameters used: $f = 836.6$ MHz; $\sigma = 0.881$ S/m; $\epsilon_r = 41.52$; $\rho = 1000$ kg/m³ ;
Phantom section: Left Section

DASY5 Configuration:

- Probe: EX3DV4 - SN7441; ConvF(10.22, 10.22, 10.22); Calibrated: 2016/11/15;
- Sensor-Surface: 1.4mm (Mechanical Surface Detection)
- Electronics: DAE3 Sn379; Calibrated: 2016/10/4
- Phantom: SAM1; Type: QD000P40CC; Serial: TP:1412
- Measurement SW: DASY52, Version 52.8 (8);

Area Scan (71x121x1): Interpolated grid: dx=1.500 mm, dy=1.500 mm

Maximum value of SAR (interpolated) = 0.135 W/kg


Zoom Scan (5x5x7)/Cube 0: Measurement grid: dx=8mm, dy=8mm, dz=5mm

Reference Value = 4.270 V/m; Power Drift = 0.15 dB

Peak SAR (extrapolated) = 0.147 W/kg

SAR(1 g) = 0.114 W/kg; SAR(10 g) = 0.088 W/kg

Maximum value of SAR (measured) = 0.136 W/kg



0 dB = 0.136 W/kg = -8.66 dBW/kg

Test Plot 2#: GSM 850_Head Left Tilt_Middle

DUT: MISTICO ONE 4G LTE Smartphone; Type: MISTICO ONE 4G LTE; Serial: 17041180420


Communication System: GSM; Frequency: 836.6 MHz; Duty Cycle: 1:8
 Medium parameters used: $f = 836.6 \text{ MHz}$; $\sigma = 0.881 \text{ S/m}$; $\epsilon_r = 41.52$; $\rho = 1000 \text{ kg/m}^3$;
 Phantom section: Left Section

DASY5 Configuration:

- Probe: EX3DV4 - SN7441; ConvF(10.22, 10.22, 10.22); Calibrated: 2016/11/15;
- Sensor-Surface: 1.4mm (Mechanical Surface Detection)
- Electronics: DAE3 Sn379; Calibrated: 2016/10/4
- Phantom: SAM1; Type: QD000P40CC; Serial: TP:1412
- Measurement SW: DASY52, Version 52.8 (8);

Area Scan (71x121x1): Interpolated grid: $dx=1.500 \text{ mm}$, $dy=1.500 \text{ mm}$
 Maximum value of SAR (interpolated) = 0.0869 W/kg

Zoom Scan (5x5x7)/Cube 0: Measurement grid: $dx=8\text{mm}$, $dy=8\text{mm}$, $dz=5\text{mm}$
 Reference Value = 5.911 V/m; Power Drift = 0.09 dB
 Peak SAR (extrapolated) = 0.0980 W/kg
SAR(1 g) = 0.074 W/kg; SAR(10 g) = 0.057 W/kg
 Maximum value of SAR (measured) = 0.0895 W/kg



0 dB = 0.0895 W/kg = -10.48 dBW/kg

Test Plot 3#: GSM 850_Head Right Cheek_Middle

DUT: MISTICO ONE 4G LTE Smartphone; Type: MISTICO ONE 4G LTE; Serial: 17041180420

Communication System: GSM; Frequency: 836.6 MHz; Duty Cycle: 1:8
 Medium parameters used: $f = 836.6 \text{ MHz}$; $\sigma = 0.881 \text{ S/m}$; $\epsilon_r = 41.52$; $\rho = 1000 \text{ kg/m}^3$;
 Phantom section: Right Section

DASY5 Configuration:


- Probe: EX3DV4 - SN7441; ConvF(10.22, 10.22, 10.22); Calibrated: 2016/11/15;
- Sensor-Surface: 1.4mm (Mechanical Surface Detection)
- Electronics: DAE3 Sn379; Calibrated: 2016/10/4
- Phantom: SAM1; Type: QD000P40CC; Serial: TP:1412
- Measurement SW: DASY52, Version 52.8 (8);

Area Scan (71x121x1): Interpolated grid: $dx=1.500 \text{ mm}$, $dy=1.500 \text{ mm}$
 Maximum value of SAR (interpolated) = 0.166 W/kg

Zoom Scan (5x5x7)/Cube 0: Measurement grid: $dx=8\text{mm}$, $dy=8\text{mm}$, $dz=5\text{mm}$
 Reference Value = 3.848 V/m; Power Drift = 0.06 dB
 Peak SAR (extrapolated) = 0.178 W/kg

SAR(1 g) = 0.136 W/kg; SAR(10 g) = 0.103 W/kg

Maximum value of SAR (measured) = 0.161 W/kg



0 dB = 0.161 W/kg = -7.93 dBW/kg

Test Plot 4#: GSM 850_Head Right Tilt_Middle

DUT: MISTICO ONE 4G LTE Smartphone; Type: MISTICO ONE 4G LTE; Serial: 17041180420

Communication System: GSM; Frequency: 836.6 MHz; Duty Cycle: 1:8
 Medium parameters used: $f = 836.6 \text{ MHz}$; $\sigma = 0.881 \text{ S/m}$; $\epsilon_r = 41.52$; $\rho = 1000 \text{ kg/m}^3$;
 Phantom section: Right Section

DASY5 Configuration:


- Probe: EX3DV4 - SN7441; ConvF(10.22, 10.22, 10.22); Calibrated: 2016/11/15;
- Sensor-Surface: 1.4mm (Mechanical Surface Detection)
- Electronics: DAE3 Sn379; Calibrated: 2016/10/4
- Phantom: SAM1; Type: QD000P40CC; Serial: TP:1412
- Measurement SW: DASY52, Version 52.8 (8);

Area Scan (71x121x1): Interpolated grid: $dx=1.500 \text{ mm}$, $dy=1.500 \text{ mm}$
 Maximum value of SAR (interpolated) = 0.0727 W/kg

Zoom Scan (5x5x7)/Cube 0: Measurement grid: $dx=8\text{mm}$, $dy=8\text{mm}$, $dz=5\text{mm}$
 Reference Value = 5.284 V/m ; Power Drift = 0.06 dB
 Peak SAR (extrapolated) = 0.0750 W/kg

SAR(1 g) = 0.059 W/kg; SAR(10 g) = 0.046 W/kg

Maximum value of SAR (measured) = 0.0690 W/kg



0 dB = $0.0690 \text{ W/kg} = -11.61 \text{ dBW/kg}$

Test Plot 5#: GSM 850_Body Worn Back_Middle

DUT: MISTICO ONE 4G LTE Smartphone; Type: MISTICO ONE 4G LTE; Serial: 17041180420

Communication System: GSM; Frequency: 836.6 MHz; Duty Cycle: 1:8
 Medium parameters used: $f = 836.6 \text{ MHz}$; $\sigma = 0.997 \text{ S/m}$; $\epsilon_r = 54.53$; $\rho = 1000 \text{ kg/m}^3$;
 Phantom section: Right Section

DASY5 Configuration:

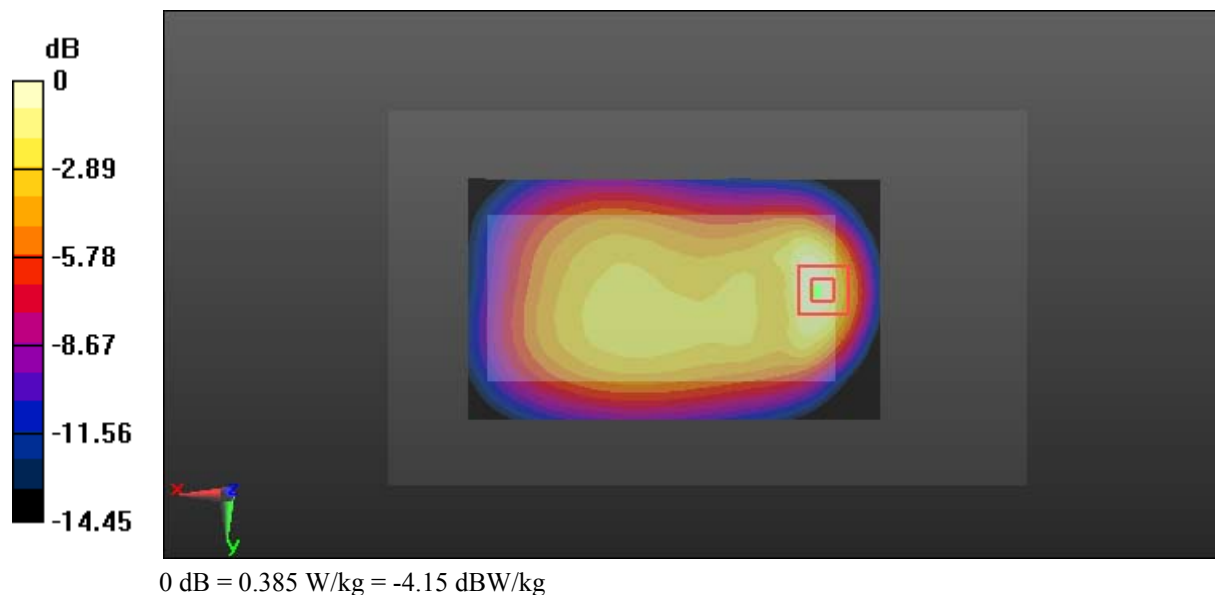
- Probe: EX3DV4 - SN7441; ConvF(9.85, 9.85, 9.85); Calibrated: 2016/11/15;
- Sensor-Surface: 1.4mm (Mechanical Surface Detection)
- Electronics: DAE3 Sn379; Calibrated: 2016/10/4
- Phantom: Triple Flat Phantom 5.1C; Type: QD 000 P51 CA; Serial: 1130
- Measurement SW: DASY52, Version 52.8 (8);

Area Scan (121x71x1): Interpolated grid: $dx=1.500 \text{ mm}$, $dy=1.500 \text{ mm}$
 Maximum value of SAR (interpolated) = 0.358 W/kg

Zoom Scan (5x5x7)/Cube 0: Measurement grid: $dx=8\text{mm}$, $dy=8\text{mm}$, $dz=5\text{mm}$
 Reference Value = 13.40 V/m; Power Drift = 0.05 dB
 Peak SAR (extrapolated) = 0.475 W/kg

SAR(1 g) = 0.264 W/kg; SAR(10 g) = 0.145 W/kg

Maximum value of SAR (measured) = 0.385 W/kg



Test Plot 6#: GSM 850_Body Back_Middle

DUT: MISTICO ONE 4G LTE Smartphone; Type: MISTICO ONE 4G LTE; Serial: 17041180420

Communication System: GPRS-4 slots; Frequency: 836.6 MHz; Duty Cycle: 1:2
 Medium parameters used: $f = 836.6 \text{ MHz}$; $\sigma = 0.997 \text{ S/m}$; $\epsilon_r = 54.53$; $\rho = 1000 \text{ kg/m}^3$;
 Phantom section: Right Section

DASY5 Configuration:

- Probe: EX3DV4 - SN7441; ConvF(9.85, 9.85, 9.85); Calibrated: 2016/11/15;
- Sensor-Surface: 1.4mm (Mechanical Surface Detection)
- Electronics: DAE3 Sn379; Calibrated: 2016/10/4
- Phantom: Triple Flat Phantom 5.1C; Type: QD 000 P51 CA; Serial: 1130
- Measurement SW: DASY52, Version 52.8 (8);

Area Scan (121x71x1): Interpolated grid: $dx=1.500 \text{ mm}$, $dy=1.500 \text{ mm}$

Maximum value of SAR (interpolated) = 0.643 W/kg

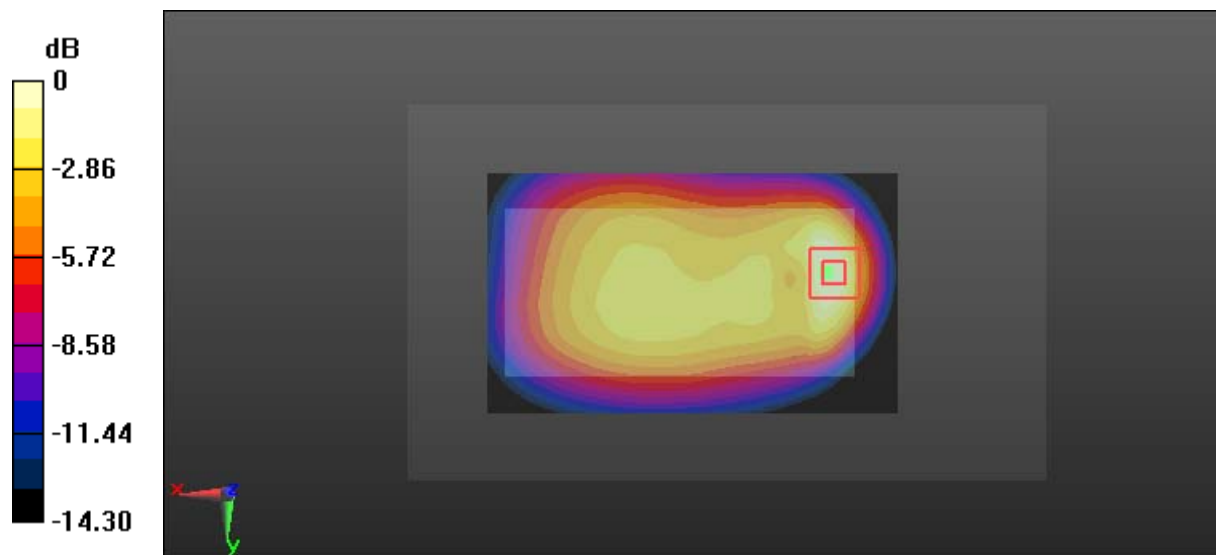
Zoom Scan (5x5x7)/Cube 0: Measurement grid: $dx=8\text{mm}$, $dy=8\text{mm}$, $dz=5\text{mm}$

Reference Value = 17.42 V/m; Power Drift = 0.04 dB

Peak SAR (extrapolated) = 0.780 W/kg

SAR(1 g) = 0.428 W/kg; SAR(10 g) = 0.235 W/kg

Maximum value of SAR (measured) = 0.618 W/kg



0 dB = 0.618 W/kg = -2.09 dBW/kg

Test Plot 7#: GSM 850_Body Left_Middle

DUT: MISTICO ONE 4G LTE Smartphone; Type: MISTICO ONE 4G LTE; Serial: 17041180420

Communication System: GPRS-4 slots; Frequency: 836.6 MHz; Duty Cycle: 1:2
 Medium parameters used: $f = 836.6 \text{ MHz}$; $\sigma = 0.997 \text{ S/m}$; $\epsilon_r = 54.53$; $\rho = 1000 \text{ kg/m}^3$;
 Phantom section: Right Section

DASY5 Configuration:

- Probe: EX3DV4 - SN7441; ConvF(9.85, 9.85, 9.85); Calibrated: 2016/11/15;
- Sensor-Surface: 1.4mm (Mechanical Surface Detection)
- Electronics: DAE3 Sn379; Calibrated: 2016/10/4
- Phantom: Triple Flat Phantom 5.1C; Type: QD 000 P51 CA; Serial: 1130
- Measurement SW: DASY52, Version 52.8 (8);

Area Scan (121x41x1): Interpolated grid: $dx=1.500 \text{ mm}$, $dy=1.500 \text{ mm}$

Maximum value of SAR (interpolated) = 0.151 W/kg


Zoom Scan (5x5x7)/Cube 0: Measurement grid: $dx=8\text{mm}$, $dy=8\text{mm}$, $dz=5\text{mm}$

Reference Value = 7.463 V/m; Power Drift = -0.07 dB

Peak SAR (extrapolated) = 0.169 W/kg

SAR(1 g) = 0.118 W/kg; SAR(10 g) = 0.082 W/kg

Maximum value of SAR (measured) = 0.152 W/kg



0 dB = 0.152 W/kg = -8.18 dBW/kg

Test Plot 8#: GSM 850_Body Right_Middle

DUT: MISTICO ONE 4G LTE Smartphone; Type: MISTICO ONE 4G LTE; Serial: 17041180420


Communication System: GPRS-4 slots; Frequency: 836.6 MHz; Duty Cycle: 1:2
 Medium parameters used: $f = 836.6 \text{ MHz}$; $\sigma = 0.997 \text{ S/m}$; $\epsilon_r = 54.53$; $\rho = 1000 \text{ kg/m}^3$;
 Phantom section: Right Section

DASY5 Configuration:

- Probe: EX3DV4 - SN7441; ConvF(9.85, 9.85, 9.85); Calibrated: 2016/11/15;
- Sensor-Surface: 1.4mm (Mechanical Surface Detection)
- Electronics: DAE3 Sn379; Calibrated: 2016/10/4
- Phantom: Triple Flat Phantom 5.1C; Type: QD 000 P51 CA; Serial: 1130
- Measurement SW: DASY52, Version 52.8 (8);

Area Scan (121x41x1): Interpolated grid: $dx=1.500 \text{ mm}$, $dy=1.500 \text{ mm}$
 Maximum value of SAR (interpolated) = 0.375 W/kg

Zoom Scan (5x5x7)/Cube 0: Measurement grid: $dx=8\text{mm}$, $dy=8\text{mm}$, $dz=5\text{mm}$
 Reference Value = 14.70 V/m ; Power Drift = 0.05 dB
 Peak SAR (extrapolated) = 0.421 W/kg
SAR(1 g) = 0.289 W/kg ; SAR(10 g) = 0.197 W/kg
 Maximum value of SAR (measured) = 0.379 W/kg



Test Plot 9#: GSM 850_Body Bottom_Middle

DUT: MISTICO ONE 4G LTE Smartphone; Type: MISTICO ONE 4G LTE; Serial: 17041180420


Communication System: GPRS-4 slots; Frequency: 836.6 MHz; Duty Cycle: 1:2
 Medium parameters used: $f = 836.6 \text{ MHz}$; $\sigma = 0.997 \text{ S/m}$; $\epsilon_r = 54.53$; $\rho = 1000 \text{ kg/m}^3$;
 Phantom section: Right Section

DASY5 Configuration:

- Probe: EX3DV4 - SN7441; ConvF(9.85, 9.85, 9.85); Calibrated: 2016/11/15;
- Sensor-Surface: 1.4mm (Mechanical Surface Detection)
- Electronics: DAE3 Sn379; Calibrated: 2016/10/4
- Phantom: Triple Flat Phantom 5.1C; Type: QD 000 P51 CA; Serial: 1130
- Measurement SW: DASY52, Version 52.8 (8);

Area Scan (41x71x1): Interpolated grid: $dx=1.500 \text{ mm}$, $dy=1.500 \text{ mm}$
 Maximum value of SAR (interpolated) = 0.300 W/kg

Zoom Scan (5x5x7)/Cube 0: Measurement grid: $dx=8\text{mm}$, $dy=8\text{mm}$, $dz=5\text{mm}$
 Reference Value = 12.88 V/m ; Power Drift = -0.15 dB
 Peak SAR (extrapolated) = 0.393 W/kg
SAR(1 g) = 0.207 W/kg ; SAR(10 g) = 0.107 W/kg
 Maximum value of SAR (measured) = 0.320 W/kg



Test Plot 10#: GSM 1900_Head Left Cheek_Middle

DUT: MISTICO ONE 4G LTE Smartphone; Type: MISTICO ONE 4G LTE; Serial: 17041180420

Communication System: GSM; Frequency: 1880 MHz; Duty Cycle: 1:8
 Medium parameters used: $f = 1880 \text{ MHz}$; $\sigma = 1.379 \text{ S/m}$; $\epsilon_r = 39.438$; $\rho = 1000 \text{ kg/m}^3$;
 Phantom section: Left Section

DASY5 Configuration:


- Probe: EX3DV4 - SN7441; ConvF(8.48, 8.48, 8.48); Calibrated: 2016/11/15;
- Sensor-Surface: 1.4mm (Mechanical Surface Detection)
- Electronics: DAE3 Sn379; Calibrated: 2016/10/4
- Phantom: SAM1; Type: QD000P40CC; Serial: TP:1412
- Measurement SW: DASY52, Version 52.8 (8);

Area Scan (71x121x1): Interpolated grid: $dx=1.500 \text{ mm}$, $dy=1.500 \text{ mm}$
 Maximum value of SAR (interpolated) = 0.288 W/kg

Zoom Scan (5x5x7)/Cube 0: Measurement grid: $dx=8\text{mm}$, $dy=8\text{mm}$, $dz=5\text{mm}$
 Reference Value = 2.689 V/m; Power Drift = 0.75 dB
 Peak SAR (extrapolated) = 0.293 W/kg

SAR(1 g) = 0.182 W/kg; SAR(10 g) = 0.111 W/kg

Maximum value of SAR (measured) = 0.245 W/kg



0 dB = 0.245 W/kg = -6.11 dBW/kg

Test Plot 11#: GSM 1900_Head Left Tilt_Middle

DUT: MISTICO ONE 4G LTE Smartphone; Type: MISTICO ONE 4G LTE; Serial: 17041180420

Communication System: GSM; Frequency: 1880 MHz; Duty Cycle: 1:8
 Medium parameters used: $f = 1880 \text{ MHz}$; $\sigma = 1.379 \text{ S/m}$; $\epsilon_r = 39.438$; $\rho = 1000 \text{ kg/m}^3$;
 Phantom section: Left Section

DASY5 Configuration:

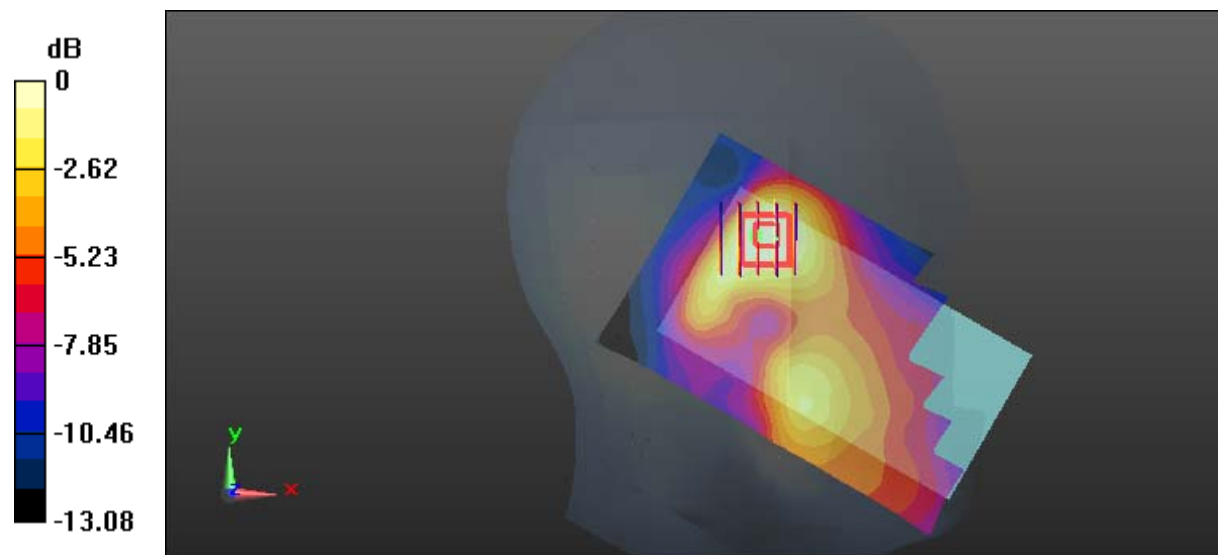
- Probe: EX3DV4 - SN7441; ConvF(8.48, 8.48, 8.48); Calibrated: 2016/11/15;
- Sensor-Surface: 1.4mm (Mechanical Surface Detection)
- Electronics: DAE3 Sn379; Calibrated: 2016/10/4
- Phantom: SAM1; Type: QD000P40CC; Serial: TP:1412
- Measurement SW: DASY52, Version 52.8 (8);

Area Scan (71x121x1): Interpolated grid: $dx=1.500 \text{ mm}$, $dy=1.500 \text{ mm}$
 Maximum value of SAR (interpolated) = 0.0846 W/kg

Zoom Scan (5x5x7)/Cube 0: Measurement grid: $dx=8\text{mm}$, $dy=8\text{mm}$, $dz=5\text{mm}$
 Reference Value = 4.830 V/m; Power Drift = 0.16 dB
 Peak SAR (extrapolated) = 0.0790 W/kg

SAR(1 g) = 0.051 W/kg; SAR(10 g) = 0.032 W/kg

Maximum value of SAR (measured) = 0.0660 W/kg



0 dB = 0.0660 W/kg = -11.80 dBW/kg

Test Plot 12#: GSM 1900_Head Right Cheek_Middle

DUT: MISTICO ONE 4G LTE Smartphone; Type: MISTICO ONE 4G LTE; Serial: 17041180420

Communication System: GSM; Frequency: 1880 MHz; Duty Cycle: 1:8
 Medium parameters used: $f = 1880 \text{ MHz}$; $\sigma = 1.379 \text{ S/m}$; $\epsilon_r = 39.438$; $\rho = 1000 \text{ kg/m}^3$;
 Phantom section: Right Section

DASY5 Configuration:


- Probe: EX3DV4 - SN7441; ConvF(8.48, 8.48, 8.48); Calibrated: 2016/11/15;
- Sensor-Surface: 1.4mm (Mechanical Surface Detection)
- Electronics: DAE3 Sn379; Calibrated: 2016/10/4
- Phantom: SAM1; Type: QD000P40CC; Serial: TP:1412
- Measurement SW: DASY52, Version 52.8 (8);

Area Scan (71x121x1): Interpolated grid: $dx=1.500 \text{ mm}$, $dy=1.500 \text{ mm}$
 Maximum value of SAR (interpolated) = 0.114 W/kg

Zoom Scan (5x5x7)/Cube 0: Measurement grid: $dx=8\text{mm}$, $dy=8\text{mm}$, $dz=5\text{mm}$
 Reference Value = 2.999 V/m; Power Drift = -0.14 dB
 Peak SAR (extrapolated) = 0.130 W/kg

SAR(1 g) = 0.082 W/kg; SAR(10 g) = 0.052 W/kg

Maximum value of SAR (measured) = 0.106 W/kg



0 dB = 0.106 W/kg = -9.75 dBW/kg

Test Plot 13#: GSM 1900_Head Right Tilt_Middle

DUT: MISTICO ONE 4G LTE Smartphone; Type: MISTICO ONE 4G LTE; Serial: 17041180420

Communication System: GSM; Frequency: 1880 MHz; Duty Cycle: 1:8
 Medium parameters used: $f = 1880 \text{ MHz}$; $\sigma = 1.379 \text{ S/m}$; $\epsilon_r = 39.438$; $\rho = 1000 \text{ kg/m}^3$;
 Phantom section: Right Section

DASY5 Configuration:


- Probe: EX3DV4 - SN7441; ConvF(8.48, 8.48, 8.48); Calibrated: 2016/11/15;
- Sensor-Surface: 1.4mm (Mechanical Surface Detection)
- Electronics: DAE3 Sn379; Calibrated: 2016/10/4
- Phantom: SAM1; Type: QD000P40CC; Serial: TP:1412
- Measurement SW: DASY52, Version 52.8 (8);

Area Scan (71x121x1): Interpolated grid: $dx=1.500 \text{ mm}$, $dy=1.500 \text{ mm}$
 Maximum value of SAR (interpolated) = 0.0463 W/kg

Zoom Scan (5x5x7)/Cube 0: Measurement grid: $dx=8\text{mm}$, $dy=8\text{mm}$, $dz=5\text{mm}$
 Reference Value = 4.595 V/m; Power Drift = 0.02 dB
 Peak SAR (extrapolated) = 0.0540 W/kg

SAR(1 g) = 0.031 W/kg; SAR(10 g) = 0.019 W/kg

Maximum value of SAR (measured) = 0.0435 W/kg



0 dB = 0.0435 W/kg = -13.62 dBW/kg

Test Plot 14#: GSM 1900_Body Worn Back_Middle

DUT: MISTICO ONE 4G LTE Smartphone; Type: MISTICO ONE 4G LTE; Serial: 17041180420

Communication System: GSM; Frequency: 1880 MHz; Duty Cycle: 1:8
 Medium parameters used: $f = 1880 \text{ MHz}$; $\sigma = 1.539 \text{ S/m}$; $\epsilon_r = 51.774$; $\rho = 1000 \text{ kg/m}^3$;
 Phantom section: Left Section

DASY5 Configuration:

- Probe: EX3DV4 - SN7441; ConvF(7.95, 7.95, 7.95); Calibrated: 2016/11/15;
- Sensor-Surface: 1.4mm (Mechanical Surface Detection)
- Electronics: DAE3 Sn379; Calibrated: 2016/10/4
- Phantom: Triple Flat Phantom 5.1C; Type: QD 000 P51 CA; Serial: 1130
- Measurement SW: DASY52, Version 52.8 (8);

Area Scan (121x71x1): Interpolated grid: $dx=1.500 \text{ mm}$, $dy=1.500 \text{ mm}$

Maximum value of SAR (interpolated) = 0.388 W/kg


Zoom Scan (5x5x7)/Cube 0: Measurement grid: $dx=8\text{mm}$, $dy=8\text{mm}$, $dz=5\text{mm}$

Reference Value = 8.094 V/m; Power Drift = -0.05 dB

Peak SAR (extrapolated) = 0.487 W/kg

SAR(1 g) = 0.266 W/kg; SAR(10 g) = 0.150 W/kg

Maximum value of SAR (measured) = 0.386 W/kg



0 dB = 0.386 W/kg = -4.13 dBW/kg

Test Plot 15#: GSM 1900_Body Back_Middle

DUT: MISTICO ONE 4G LTE Smartphone; Type: MISTICO ONE 4G LTE; Serial: 17041180420

Communication System: GPRS-4 slots; Frequency: 1880 MHz; Duty Cycle: 1:2
 Medium parameters used: $f = 1880 \text{ MHz}$; $\sigma = 1.539 \text{ S/m}$; $\epsilon_r = 51.774$; $\rho = 1000 \text{ kg/m}^3$;
 Phantom section: Left Section

DASY5 Configuration:

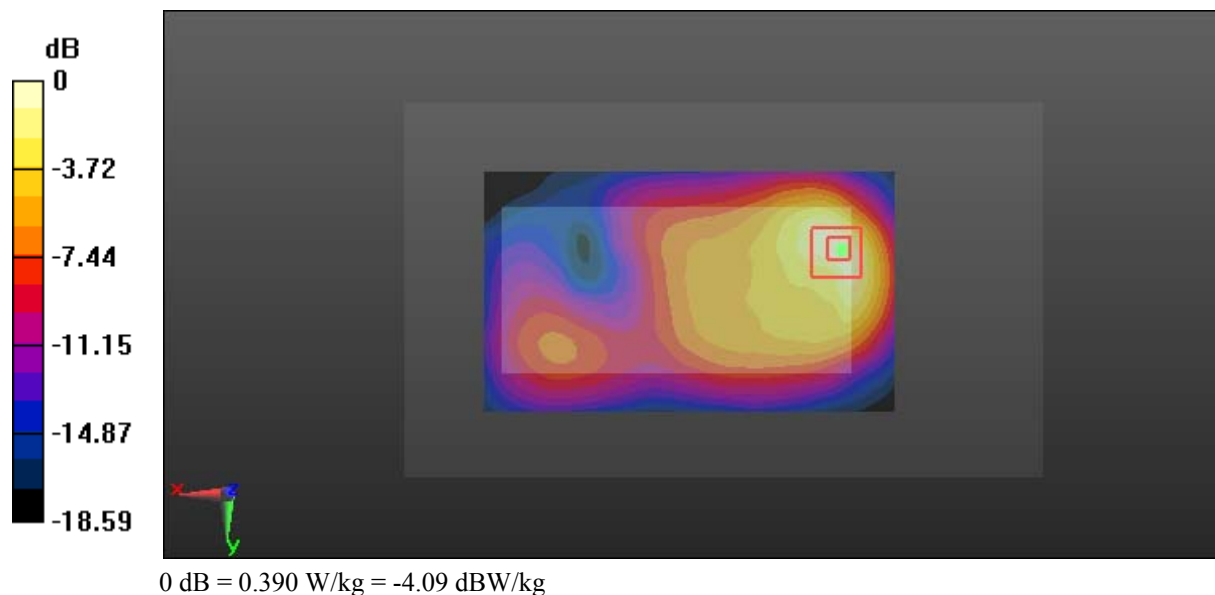
- Probe: EX3DV4 - SN7441; ConvF(7.95, 7.95, 7.95); Calibrated: 2016/11/15;
- Sensor-Surface: 1.4mm (Mechanical Surface Detection)
- Electronics: DAE3 Sn379; Calibrated: 2016/10/4
- Phantom: Triple Flat Phantom 5.1C; Type: QD 000 P51 CA; Serial: 1130
- Measurement SW: DASY52, Version 52.8 (8);

Area Scan (121x71x1): Interpolated grid: $dx=1.500 \text{ mm}$, $dy=1.500 \text{ mm}$
 Maximum value of SAR (interpolated) = 0.370 W/kg

Zoom Scan (5x5x7)/Cube 0: Measurement grid: $dx=8\text{mm}$, $dy=8\text{mm}$, $dz=5\text{mm}$
 Reference Value = 7.892 V/m ; Power Drift = -0.03 dB
 Peak SAR (extrapolated) = 0.471 W/kg

SAR(1 g) = 0.255 W/kg; SAR(10 g) = 0.140 W/kg

Maximum value of SAR (measured) = 0.390 W/kg



Test Plot 16#: GSM 1900_Body Left_Middle

DUT: MISTICO ONE 4G LTE Smartphone; Type: MISTICO ONE 4G LTE; Serial: 17041180420


Communication System: GPRS-4 slots; Frequency: 1880 MHz; Duty Cycle: 1:2
 Medium parameters used: $f = 1880 \text{ MHz}$; $\sigma = 1.539 \text{ S/m}$; $\epsilon_r = 51.774$; $\rho = 1000 \text{ kg/m}^3$;
 Phantom section: Left Section

DASY5 Configuration:

- Probe: EX3DV4 - SN7441; ConvF(7.95, 7.95, 7.95); Calibrated: 2016/11/15;
- Sensor-Surface: 1.4mm (Mechanical Surface Detection)
- Electronics: DAE3 Sn379; Calibrated: 2016/10/4
- Phantom: Triple Flat Phantom 5.1C; Type: QD 000 P51 CA; Serial: 1130
- Measurement SW: DASY52, Version 52.8 (8);

Area Scan (121x41x1): Interpolated grid: $dx=1.500 \text{ mm}$, $dy=1.500 \text{ mm}$
 Maximum value of SAR (interpolated) = 0.121 W/kg

Zoom Scan (5x5x7)/Cube 0: Measurement grid: $dx=8\text{mm}$, $dy=8\text{mm}$, $dz=5\text{mm}$
 Reference Value = 6.928 V/m; Power Drift = 0.00 dB
 Peak SAR (extrapolated) = 0.144 W/kg
SAR(1 g) = 0.082 W/kg; SAR(10 g) = 0.048 W/kg
 Maximum value of SAR (measured) = 0.121 W/kg



Test Plot 17#: GSM 1900_Body Right_Middle

DUT: MISTICO ONE 4G LTE Smartphone; Type: MISTICO ONE 4G LTE; Serial: 17041180420

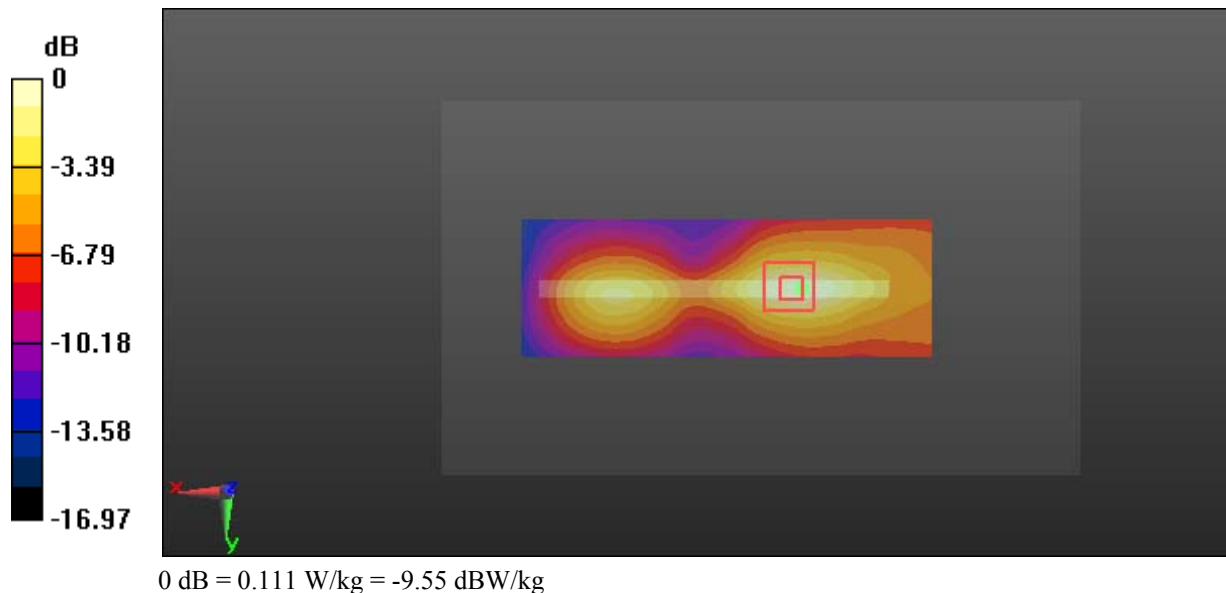
Communication System: GPRS-4 slots; Frequency: 1880 MHz; Duty Cycle: 1:2
 Medium parameters used: $f = 1880 \text{ MHz}$; $\sigma = 1.539 \text{ S/m}$; $\epsilon_r = 51.774$; $\rho = 1000 \text{ kg/m}^3$;
 Phantom section: Left Section

DASY5 Configuration:

- Probe: EX3DV4 - SN7441; ConvF(7.95, 7.95, 7.95); Calibrated: 2016/11/15;
- Sensor-Surface: 1.4mm (Mechanical Surface Detection)
- Electronics: DAE3 Sn379; Calibrated: 2016/10/4
- Phantom: Triple Flat Phantom 5.1C; Type: QD 000 P51 CA; Serial: 1130
- Measurement SW: DASY52, Version 52.8 (8);

Area Scan (121x41x1): Interpolated grid: $dx=1.500 \text{ mm}$, $dy=1.500 \text{ mm}$
 Maximum value of SAR (interpolated) = 0.110 W/kg

Zoom Scan (5x5x7)/Cube 0: Measurement grid: $dx=8\text{mm}$, $dy=8\text{mm}$, $dz=5\text{mm}$
 Reference Value = 6.466 V/m; Power Drift = 0.12 dB
 Peak SAR (extrapolated) = 0.148 W/kg
SAR(1 g) = 0.079 W/kg; SAR(10 g) = 0.041 W/kg
 Maximum value of SAR (measured) = 0.111 W/kg



Test Plot 18#: GSM 1900_Body Bottom_Middle

DUT: MISTICO ONE 4G LTE Smartphone; Type: MISTICO ONE 4G LTE; Serial: 17041180420

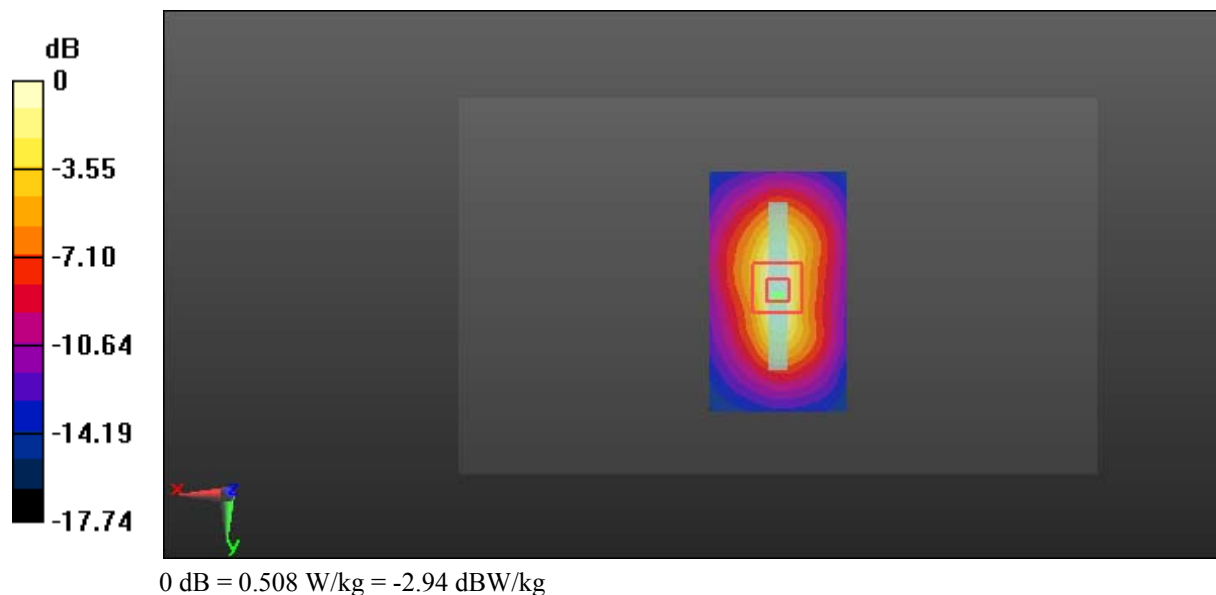
Communication System: GPRS-4 slots; Frequency: 1880 MHz; Duty Cycle: 1:2
 Medium parameters used: $f = 1880 \text{ MHz}$; $\sigma = 1.539 \text{ S/m}$; $\epsilon_r = 51.774$; $\rho = 1000 \text{ kg/m}^3$;
 Phantom section: Left Section

DASY5 Configuration:

- Probe: EX3DV4 - SN7441; ConvF(7.95, 7.95, 7.95); Calibrated: 2016/11/15;
- Sensor-Surface: 1.4mm (Mechanical Surface Detection)
- Electronics: DAE3 Sn379; Calibrated: 2016/10/4
- Phantom: Triple Flat Phantom 5.1C; Type: QD 000 P51 CA; Serial: 1130
- Measurement SW: DASY52, Version 52.8 (8);

Area Scan (41x71x1): Interpolated grid: $dx=1.500 \text{ mm}$, $dy=1.500 \text{ mm}$
 Maximum value of SAR (interpolated) = 0.513 W/kg

Zoom Scan (5x5x7)/Cube 0: Measurement grid: $dx=8\text{mm}$, $dy=8\text{mm}$, $dz=5\text{mm}$
 Reference Value = 15.69 V/m; Power Drift = -0.03 dB
 Peak SAR (extrapolated) = 0.602 W/kg
SAR(1 g) = 0.329 W/kg; SAR(10 g) = 0.172 W/kg
 Maximum value of SAR (measured) = 0.508 W/kg



Test Plot 19#: WCDMA Band 2_Head Left Cheek_Middle

DUT: MISTICO ONE 4G LTE Smartphone; Type: MISTICO ONE 4G LTE; Serial: 17041180420

Communication System: WCDMA; Frequency: 1880 MHz; Duty Cycle: 1:1
 Medium parameters used: $f = 1880 \text{ MHz}$; $\sigma = 1.379 \text{ S/m}$; $\epsilon_r = 39.438$; $\rho = 1000 \text{ kg/m}^3$;
 Phantom section: Left Section

DASY5 Configuration:


- Probe: EX3DV4 - SN7441; ConvF(8.48, 8.48, 8.48); Calibrated: 2016/11/15;
- Sensor-Surface: 1.4mm (Mechanical Surface Detection)
- Electronics: DAE3 Sn379; Calibrated: 2016/10/4
- Phantom: SAM1; Type: QD000P40CC; Serial: TP:1412
- Measurement SW: DASY52, Version 52.8 (8);

Area Scan (71x121x1): Interpolated grid: $dx=1.500 \text{ mm}$, $dy=1.500 \text{ mm}$
 Maximum value of SAR (interpolated) = 0.403 W/kg

Zoom Scan (5x5x7)/Cube 0: Measurement grid: $dx=8\text{mm}$, $dy=8\text{mm}$, $dz=5\text{mm}$
 Reference Value = 3.307 V/m ; Power Drift = -0.02 dB
 Peak SAR (extrapolated) = 0.421 W/kg

SAR(1 g) = 0.266 W/kg; SAR(10 g) = 0.164 W/kg

Maximum value of SAR (measured) = 0.354 W/kg



0 dB = 0.354 W/kg = -4.51 dBW/kg

Test Plot 20#: WCDMA Band 2_Head Left Tilt_Middle

DUT: MISTICO ONE 4G LTE Smartphone; Type: MISTICO ONE 4G LTE; Serial: 17041180420

Communication System: WCDMA; Frequency: 1880 MHz; Duty Cycle: 1:1
 Medium parameters used: $f = 1880 \text{ MHz}$; $\sigma = 1.379 \text{ S/m}$; $\epsilon_r = 39.438$; $\rho = 1000 \text{ kg/m}^3$;
 Phantom section: Left Section

DASY5 Configuration:

- Probe: EX3DV4 - SN7441; ConvF(8.48, 8.48, 8.48); Calibrated: 2016/11/15;
- Sensor-Surface: 1.4mm (Mechanical Surface Detection)
- Electronics: DAE3 Sn379; Calibrated: 2016/10/4
- Phantom: SAM1; Type: QD000P40CC; Serial: TP:1412
- Measurement SW: DASY52, Version 52.8 (8);

Area Scan (71x121x1): Interpolated grid: $dx=1.500 \text{ mm}$, $dy=1.500 \text{ mm}$

Maximum value of SAR (interpolated) = 0.140 W/kg


Zoom Scan (5x5x7)/Cube 0: Measurement grid: $dx=8\text{mm}$, $dy=8\text{mm}$, $dz=5\text{mm}$

Reference Value = 6.180 V/m; Power Drift = 0.12 dB

Peak SAR (extrapolated) = 0.145 W/kg

SAR(1 g) = 0.090 W/kg; SAR(10 g) = 0.054 W/kg

Maximum value of SAR (measured) = 0.121 W/kg



0 dB = 0.121 W/kg = -9.17 dBW/kg

Test Plot 21#: WCDMA Band 2_Head Right Cheek_Middle**DUT: MISTICO ONE 4G LTE Smartphone; Type: MISTICO ONE 4G LTE; Serial: 17041180420**

Communication System: WCDMA; Frequency: 1880 MHz; Duty Cycle: 1:1
Medium parameters used: $f = 1880$ MHz; $\sigma = 1.379$ S/m; $\epsilon_r = 39.438$; $\rho = 1000$ kg/m³ ;
Phantom section: Right Section

DASY5 Configuration:

- Probe: EX3DV4 - SN7441; ConvF(8.48, 8.48, 8.48); Calibrated: 2016/11/15;
- Sensor-Surface: 1.4mm (Mechanical Surface Detection)
- Electronics: DAE3 Sn379; Calibrated: 2016/10/4
- Phantom: SAM1; Type: QD000P40CC; Serial: TP:1412
- Measurement SW: DASY52, Version 52.8 (8);

Area Scan (71x121x1): Interpolated grid: dx=1.500 mm, dy=1.500 mm

Maximum value of SAR (interpolated) = 0.185 W/kg


Zoom Scan (5x5x7)/Cube 0: Measurement grid: dx=8mm, dy=8mm, dz=5mm

Reference Value = 3.548 V/m; Power Drift = -0.12 dB

Peak SAR (extrapolated) = 0.214 W/kg

SAR(1 g) = 0.135 W/kg; SAR(10 g) = 0.084 W/kg

Maximum value of SAR (measured) = 0.177 W/kg



0 dB = 0.177 W/kg = -7.52 dBW/kg

Test Plot 22#: WCDMA Band 2_Head Right Tilt_Middle

DUT: MISTICO ONE 4G LTE Smartphone; Type: MISTICO ONE 4G LTE; Serial: 17041180420

Communication System: WCDMA; Frequency: 1880 MHz; Duty Cycle: 1:1
 Medium parameters used: $f = 1880 \text{ MHz}$; $\sigma = 1.379 \text{ S/m}$; $\epsilon_r = 39.438$; $\rho = 1000 \text{ kg/m}^3$;
 Phantom section: Right Section

DASY5 Configuration:

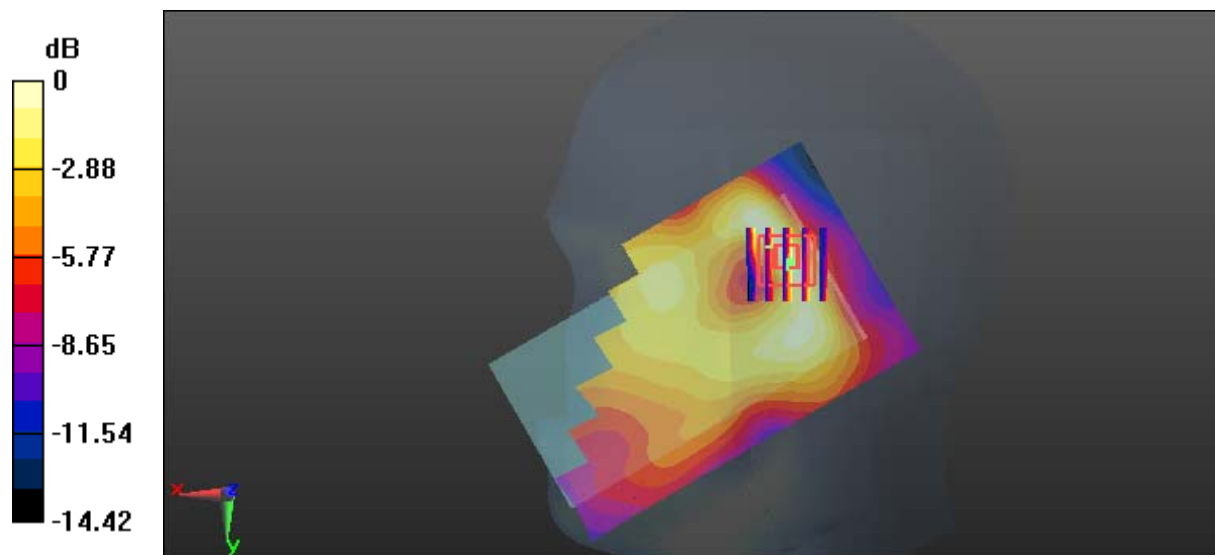
- Probe: EX3DV4 - SN7441; ConvF(8.48, 8.48, 8.48); Calibrated: 2016/11/15;
- Sensor-Surface: 1.4mm (Mechanical Surface Detection)
- Electronics: DAE3 Sn379; Calibrated: 2016/10/4
- Phantom: SAM1; Type: QD000P40CC; Serial: TP:1412
- Measurement SW: DASY52, Version 52.8 (8);

Area Scan (71x121x1): Interpolated grid: $dx=1.500 \text{ mm}$, $dy=1.500 \text{ mm}$
 Maximum value of SAR (interpolated) = 0.0748 W/kg

Zoom Scan (5x5x7)/Cube 0: Measurement grid: $dx=8\text{mm}$, $dy=8\text{mm}$, $dz=5\text{mm}$
 Reference Value = 5.796 V/m; Power Drift = 0.17 dB
 Peak SAR (extrapolated) = 0.101 W/kg

SAR(1 g) = 0.052 W/kg; SAR(10 g) = 0.028 W/kg

Maximum value of SAR (measured) = 0.0776 W/kg



0 dB = 0.0776 W/kg = -11.10 dBW/kg

Test Plot 23#: WCDMA Band 2_Body Back_Middle

DUT: MISTICO ONE 4G LTE Smartphone; Type: MISTICO ONE 4G LTE; Serial: 17041180420

Communication System: WCDMA; Frequency: 1880 MHz; Duty Cycle: 1:1
 Medium parameters used: $f = 1880 \text{ MHz}$; $\sigma = 1.539 \text{ S/m}$; $\epsilon_r = 51.774$; $\rho = 1000 \text{ kg/m}^3$;
 Phantom section: Left Section

DASY5 Configuration:

- Probe: EX3DV4 - SN7441; ConvF(7.95, 7.95, 7.95); Calibrated: 2016/11/15;
- Sensor-Surface: 1.4mm (Mechanical Surface Detection)
- Electronics: DAE3 Sn379; Calibrated: 2016/10/4
- Phantom: Triple Flat Phantom 5.1C; Type: QD 000 P51 CA; Serial: 1130
- Measurement SW: DASY52, Version 52.8 (8);

Area Scan (121x71x1): Interpolated grid: $dx=1.500 \text{ mm}$, $dy=1.500 \text{ mm}$

Maximum value of SAR (interpolated) = 0.414 W/kg

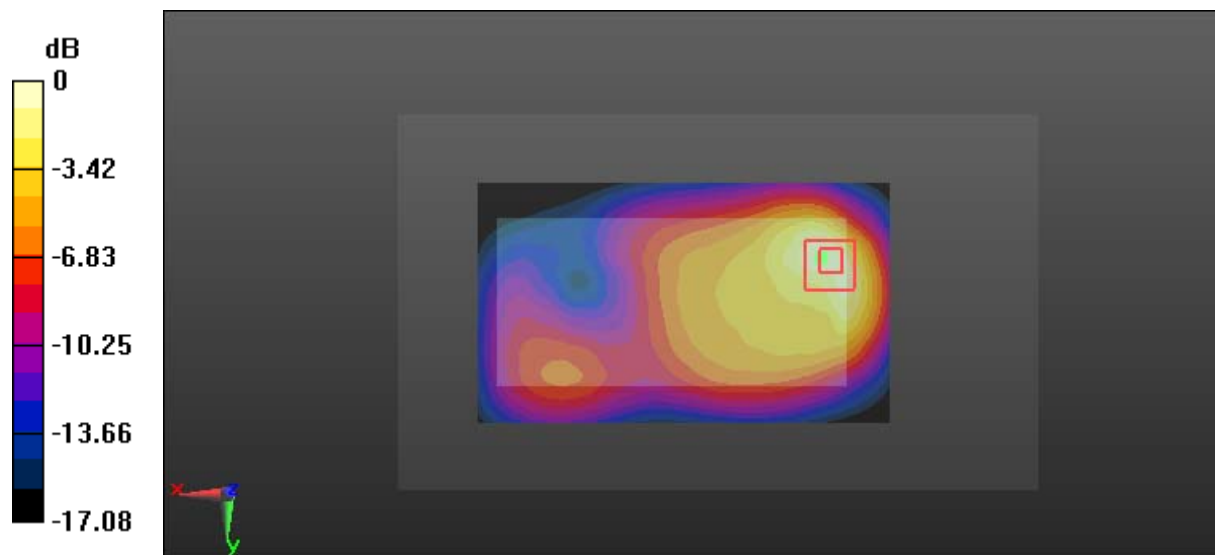
Zoom Scan (5x5x7)/Cube 0: Measurement grid: $dx=8\text{mm}$, $dy=8\text{mm}$, $dz=5\text{mm}$

Reference Value = 8.382 V/m; Power Drift = 0.12 dB

Peak SAR (extrapolated) = 0.507 W/kg

SAR(1 g) = 0.275 W/kg; SAR(10 g) = 0.150 W/kg

Maximum value of SAR (measured) = 0.397 W/kg



0 dB = 0.397 W/kg = -4.01 dBW/kg

Test Plot 24#: WCDMA Band 2_Body Left_Middle

DUT: MISTICO ONE 4G LTE Smartphone; Type: MISTICO ONE 4G LTE; Serial: 17041180420

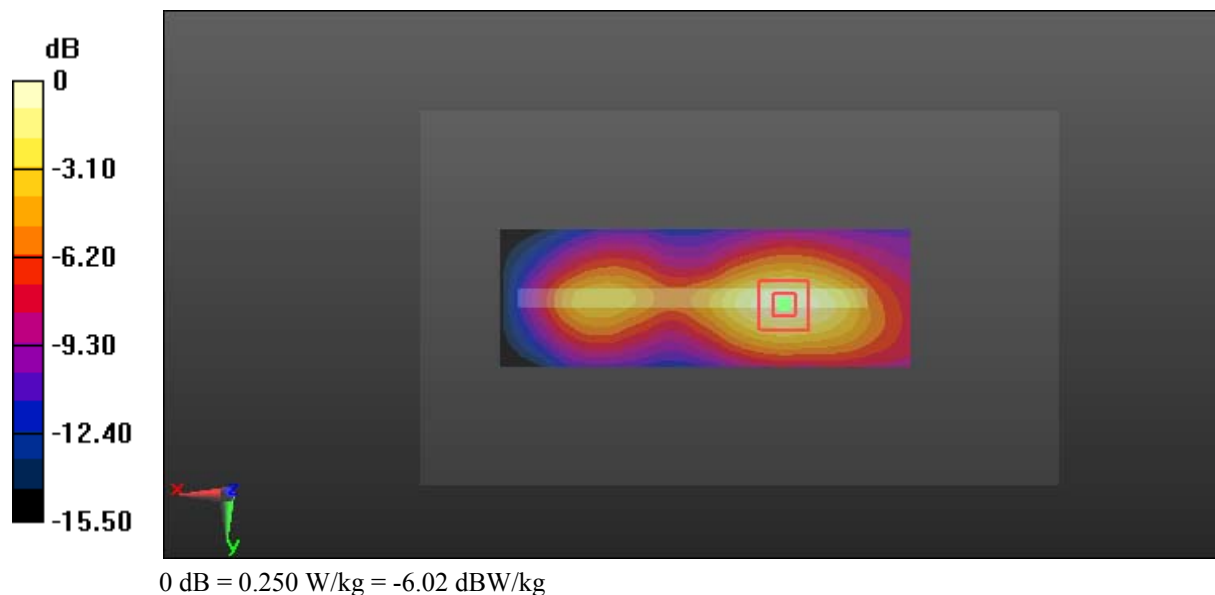
Communication System: WCDMA; Frequency: 1880 MHz; Duty Cycle: 1:1
 Medium parameters used: $f = 1880 \text{ MHz}$; $\sigma = 1.539 \text{ S/m}$; $\epsilon_r = 51.774$; $\rho = 1000 \text{ kg/m}^3$;
 Phantom section: Left Section

DASY5 Configuration:

- Probe: EX3DV4 - SN7441; ConvF(7.95, 7.95, 7.95); Calibrated: 2016/11/15;
- Sensor-Surface: 1.4mm (Mechanical Surface Detection)
- Electronics: DAE3 Sn379; Calibrated: 2016/10/4
- Phantom: Triple Flat Phantom 5.1C; Type: QD 000 P51 CA; Serial: 1130
- Measurement SW: DASY52, Version 52.8 (8);

Area Scan (121x41x1): Interpolated grid: $dx=1.500 \text{ mm}$, $dy=1.500 \text{ mm}$
 Maximum value of SAR (interpolated) = 0.246 W/kg

Zoom Scan (5x5x7)/Cube 0: Measurement grid: $dx=8\text{mm}$, $dy=8\text{mm}$, $dz=5\text{mm}$
 Reference Value = 9.038 V/m ; Power Drift = 0.10 dB
 Peak SAR (extrapolated) = 0.298 W/kg
SAR(1 g) = 0.167 W/kg ; SAR(10 g) = 0.095 W/kg
 Maximum value of SAR (measured) = 0.250 W/kg



Test Plot 25#: WCDMA Band 2_Body Right_Middle

DUT: MISTICO ONE 4G LTE Smartphone; Type: MISTICO ONE 4G LTE; Serial: 17041180420

Communication System: WCDMA; Frequency: 1880 MHz; Duty Cycle: 1:1
 Medium parameters used: $f = 1880 \text{ MHz}$; $\sigma = 1.539 \text{ S/m}$; $\epsilon_r = 51.774$; $\rho = 1000 \text{ kg/m}^3$;
 Phantom section: Left Section

DASY5 Configuration:

- Probe: EX3DV4 - SN7441; ConvF(7.95, 7.95, 7.95); Calibrated: 2016/11/15;
- Sensor-Surface: 1.4mm (Mechanical Surface Detection)
- Electronics: DAE3 Sn379; Calibrated: 2016/10/4
- Phantom: Triple Flat Phantom 5.1C; Type: QD 000 P51 CA; Serial: 1130
- Measurement SW: DASY52, Version 52.8 (8);

Area Scan (121x41x1): Interpolated grid: $dx=1.500 \text{ mm}$, $dy=1.500 \text{ mm}$

Maximum value of SAR (interpolated) = 0.188 W/kg


Zoom Scan (5x5x7)/Cube 0: Measurement grid: $dx=8\text{mm}$, $dy=8\text{mm}$, $dz=5\text{mm}$

Reference Value = 8.906 V/m; Power Drift = -0.02 dB

Peak SAR (extrapolated) = 0.216 W/kg

SAR(1 g) = 0.125 W/kg; SAR(10 g) = 0.071 W/kg

Maximum value of SAR (measured) = 0.184 W/kg



0 dB = 0.184 W/kg = -7.35 dBW/kg

Test Plot 26#: WCDMA Band 2_Body Bottom_Middle

DUT: MISTICO ONE 4G LTE Smartphone; Type: MISTICO ONE 4G LTE; Serial: 17041180420


Communication System: WCDMA; Frequency: 1880 MHz; Duty Cycle: 1:1
 Medium parameters used: $f = 1880 \text{ MHz}$; $\sigma = 1.539 \text{ S/m}$; $\epsilon_r = 51.774$; $\rho = 1000 \text{ kg/m}^3$;
 Phantom section: Left Section

DASY5 Configuration:

- Probe: EX3DV4 - SN7441; ConvF(7.95, 7.95, 7.95); Calibrated: 2016/11/15;
- Sensor-Surface: 1.4mm (Mechanical Surface Detection)
- Electronics: DAE3 Sn379; Calibrated: 2016/10/4
- Phantom: Triple Flat Phantom 5.1C; Type: QD 000 P51 CA; Serial: 1130
- Measurement SW: DASY52, Version 52.8 (8);

Area Scan (41x71x1): Interpolated grid: $dx=1.500 \text{ mm}$, $dy=1.500 \text{ mm}$
 Maximum value of SAR (interpolated) = 0.210 W/kg

Zoom Scan (5x5x7)/Cube 0: Measurement grid: $dx=8\text{mm}$, $dy=8\text{mm}$, $dz=5\text{mm}$
 Reference Value = 8.915 V/m; Power Drift = 0.12 dB
 Peak SAR (extrapolated) = 0.276 W/kg
SAR(1 g) = 0.151 W/kg; SAR(10 g) = 0.084 W/kg
 Maximum value of SAR (measured) = 0.228 W/kg



Test Plot 27#: WCDMA Band 5_Head Left Cheek_Middle

DUT: MISTICO ONE 4G LTE Smartphone; Type: MISTICO ONE 4G LTE; Serial: 17041180420

Communication System: WCDMA; Frequency: 836.6 MHz; Duty Cycle: 1:1
 Medium parameters used: $f = 836.6 \text{ MHz}$; $\sigma = 0.881 \text{ S/m}$; $\epsilon_r = 41.52$; $\rho = 1000 \text{ kg/m}^3$;
 Phantom section: Left Section

DASY5 Configuration:


- Probe: EX3DV4 - SN7441; ConvF(10.22, 10.22, 10.22); Calibrated: 2016/11/15;
- Sensor-Surface: 1.4mm (Mechanical Surface Detection)
- Electronics: DAE3 Sn379; Calibrated: 2016/10/4
- Phantom: SAM1; Type: QD000P40CC; Serial: TP:1412
- Measurement SW: DASY52, Version 52.8 (8);

Area Scan (71x121x1): Interpolated grid: $dx=1.500 \text{ mm}$, $dy=1.500 \text{ mm}$
 Maximum value of SAR (interpolated) = 0.0849 W/kg

Zoom Scan (5x5x7)/Cube 0: Measurement grid: $dx=8\text{mm}$, $dy=8\text{mm}$, $dz=5\text{mm}$
 Reference Value = 2.968 V/m; Power Drift = 0.79 dB
 Peak SAR (extrapolated) = 0.0970 W/kg

SAR(1 g) = 0.073 W/kg; SAR(10 g) = 0.056 W/kg

Maximum value of SAR (measured) = 0.0862 W/kg



0 dB = 0.0862 W/kg = -10.64 dBW/kg

Test Plot 28#: WCDMA Band 5_Head Left Tilt_Middle

DUT: MISTICO ONE 4G LTE Smartphone; Type: MISTICO ONE 4G LTE; Serial: 17041180420

Communication System: WCDMA; Frequency: 836.6 MHz; Duty Cycle: 1:1
 Medium parameters used: $f = 836.6 \text{ MHz}$; $\sigma = 0.881 \text{ S/m}$; $\epsilon_r = 41.52$; $\rho = 1000 \text{ kg/m}^3$;
 Phantom section: Left Section

DASY5 Configuration:


- Probe: EX3DV4 - SN7441; ConvF(10.22, 10.22, 10.22); Calibrated: 2016/11/15;
- Sensor-Surface: 1.4mm (Mechanical Surface Detection)
- Electronics: DAE3 Sn379; Calibrated: 2016/10/4
- Phantom: SAM1; Type: QD000P40CC; Serial: TP:1412
- Measurement SW: DASY52, Version 52.8 (8);

Area Scan (71x121x1): Interpolated grid: $dx=1.500 \text{ mm}$, $dy=1.500 \text{ mm}$
 Maximum value of SAR (interpolated) = 0.0574 W/kg

Zoom Scan (5x5x7)/Cube 0: Measurement grid: $dx=8\text{mm}$, $dy=8\text{mm}$, $dz=5\text{mm}$
 Reference Value = 4.641 V/m; Power Drift = 0.18 dB
 Peak SAR (extrapolated) = 0.0600 W/kg

SAR(1 g) = 0.046 W/kg; SAR(10 g) = 0.036 W/kg

Maximum value of SAR (measured) = 0.0546 W/kg



0 dB = 0.0546 W/kg = -12.63 dBW/kg

Test Plot 29#: WCDMA Band 5_Head Right Cheek_Middle

DUT: MISTICO ONE 4G LTE Smartphone; Type: MISTICO ONE 4G LTE; Serial: 17041180420

Communication System: WCDMA; Frequency: 836.6 MHz; Duty Cycle: 1:1
 Medium parameters used: $f = 836.6 \text{ MHz}$; $\sigma = 0.881 \text{ S/m}$; $\epsilon_r = 41.52$; $\rho = 1000 \text{ kg/m}^3$;
 Phantom section: Right Section

DASY5 Configuration:

- Probe: EX3DV4 - SN7441; ConvF(10.22, 10.22, 10.22); Calibrated: 2016/11/15;
- Sensor-Surface: 1.4mm (Mechanical Surface Detection)
- Electronics: DAE3 Sn379; Calibrated: 2016/10/4
- Phantom: SAM1; Type: QD000P40CC; Serial: TP:1412
- Measurement SW: DASY52, Version 52.8 (8);

Area Scan (71x121x1): Interpolated grid: $dx=1.500 \text{ mm}$, $dy=1.500 \text{ mm}$

Maximum value of SAR (interpolated) = 0.106 W/kg


Zoom Scan (5x5x7)/Cube 0: Measurement grid: $dx=8\text{mm}$, $dy=8\text{mm}$, $dz=5\text{mm}$

Reference Value = 2.494 V/m; Power Drift = 0.59 dB

Peak SAR (extrapolated) = 0.113 W/kg

SAR(1 g) = 0.085 W/kg; SAR(10 g) = 0.064 W/kg

Maximum value of SAR (measured) = 0.101 W/kg



0 dB = 0.101 W/kg = -9.96 dBW/kg

Test Plot 30#: WCDMA Band 5_Head Right Tilt_Middle

DUT: MISTICO ONE 4G LTE Smartphone; Type: MISTICO ONE 4G LTE; Serial: 17041180420

Communication System: WCDMA; Frequency: 836.6 MHz; Duty Cycle: 1:1
 Medium parameters used: $f = 836.6 \text{ MHz}$; $\sigma = 0.881 \text{ S/m}$; $\epsilon_r = 41.52$; $\rho = 1000 \text{ kg/m}^3$;
 Phantom section: Right Section

DASY5 Configuration:


- Probe: EX3DV4 - SN7441; ConvF(10.22, 10.22, 10.22); Calibrated: 2016/11/15;
- Sensor-Surface: 1.4mm (Mechanical Surface Detection)
- Electronics: DAE3 Sn379; Calibrated: 2016/10/4
- Phantom: SAM1; Type: QD000P40CC; Serial: TP:1412
- Measurement SW: DASY52, Version 52.8 (8);

Area Scan (71x121x1): Interpolated grid: $dx=1.500 \text{ mm}$, $dy=1.500 \text{ mm}$
 Maximum value of SAR (interpolated) = 0.0416 W/kg

Zoom Scan (5x5x7)/Cube 0: Measurement grid: $dx=8\text{mm}$, $dy=8\text{mm}$, $dz=5\text{mm}$
 Reference Value = 3.294 V/m; Power Drift = 0.78 dB
 Peak SAR (extrapolated) = 0.0430 W/kg

SAR(1 g) = 0.033 W/kg; SAR(10 g) = 0.027 W/kg

Maximum value of SAR (measured) = 0.0388 W/kg



0 dB = 0.0388 W/kg = -14.11 dBW/kg

Test Plot 31#: WCDMA Band 5_Body Back_Middle

DUT: MISTICO ONE 4G LTE Smartphone; Type: MISTICO ONE 4G LTE; Serial: 17041180420

Communication System: WCDMA; Frequency: 836.6 MHz; Duty Cycle: 1:1
 Medium parameters used: $f = 836.6 \text{ MHz}$; $\sigma = 0.997 \text{ S/m}$; $\epsilon_r = 54.53$; $\rho = 1000 \text{ kg/m}^3$;
 Phantom section: Right Section

DASY5 Configuration:

- Probe: EX3DV4 - SN7441; ConvF(9.85, 9.85, 9.85); Calibrated: 2016/11/15;
- Sensor-Surface: 1.4mm (Mechanical Surface Detection)
- Electronics: DAE3 Sn379; Calibrated: 2016/10/4
- Phantom: Triple Flat Phantom 5.1C; Type: QD 000 P51 CA; Serial: 1130
- Measurement SW: DASY52, Version 52.8 (8);

Area Scan (121x71x1): Interpolated grid: $dx=1.500 \text{ mm}$, $dy=1.500 \text{ mm}$

Maximum value of SAR (interpolated) = 0.274 W/kg

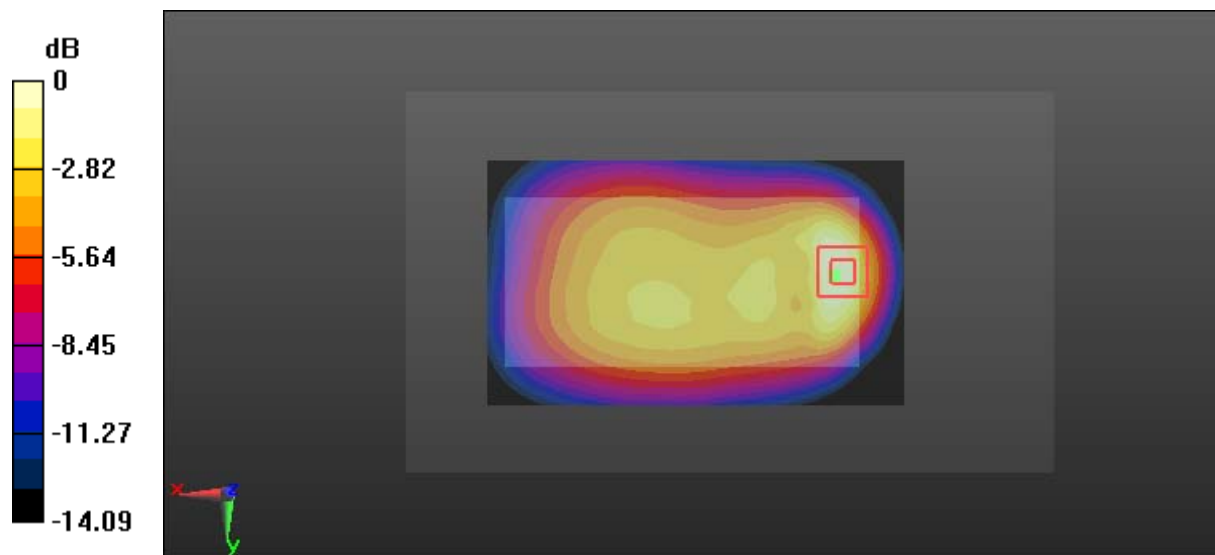
Zoom Scan (5x5x7)/Cube 0: Measurement grid: $dx=8\text{mm}$, $dy=8\text{mm}$, $dz=5\text{mm}$

Reference Value = 11.28 V/m; Power Drift = 0.07 dB

Peak SAR (extrapolated) = 0.340 W/kg

SAR(1 g) = 0.188 W/kg; SAR(10 g) = 0.103 W/kg

Maximum value of SAR (measured) = 0.270 W/kg



0 dB = 0.270 W/kg = -5.69 dBW/kg

Test Plot 32#: WCDMA Band 5_Body Left_Middle**DUT: MISTICO ONE 4G LTE Smartphone; Type: MISTICO ONE 4G LTE; Serial: 17041180420**

Communication System: WCDMA; Frequency: 836.6 MHz; Duty Cycle: 1:1
Medium parameters used: $f = 836.6$ MHz; $\sigma = 0.997$ S/m; $\epsilon_r = 54.53$; $\rho = 1000$ kg/m³ ;
Phantom section: Right Section

DASY5 Configuration:

- Probe: EX3DV4 - SN7441; ConvF(9.85, 9.85, 9.85); Calibrated: 2016/11/15;
- Sensor-Surface: 1.4mm (Mechanical Surface Detection)
- Electronics: DAE3 Sn379; Calibrated: 2016/10/4
- Phantom: Triple Flat Phantom 5.1C; Type: QD 000 P51 CA; Serial: 1130
- Measurement SW: DASY52, Version 52.8 (8);

Area Scan (121x41x1): Interpolated grid: dx=1.500 mm, dy=1.500 mm

Maximum value of SAR (interpolated) = 0.0686 W/kg

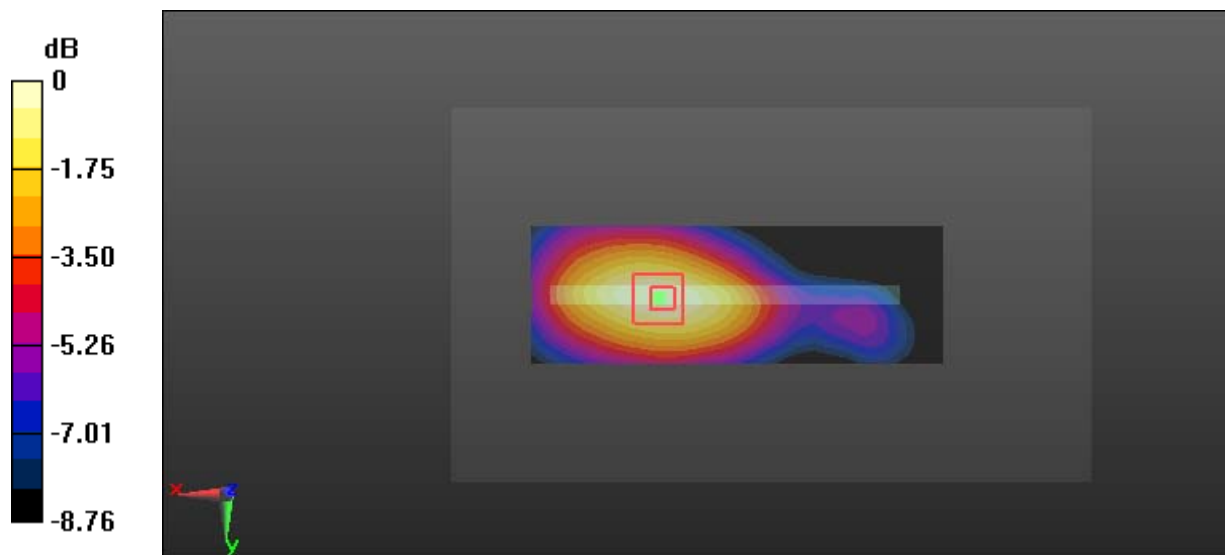
Zoom Scan (5x5x7)/Cube 0: Measurement grid: dx=8mm, dy=8mm, dz=5mm

Reference Value = 4.501 V/m; Power Drift = -0.05 dB

Peak SAR (extrapolated) = 0.0750 W/kg

SAR(1 g) = 0.053 W/kg; SAR(10 g) = 0.037 W/kg

Maximum value of SAR (measured) = 0.0679 W/kg



0 dB = 0.0679 W/kg = -11.68 dBW/kg

Test Plot 33#: WCDMA Band 5_Body Right_Middle**DUT: MISTICO ONE 4G LTE Smartphone; Type: MISTICO ONE 4G LTE; Serial: 17041180420**

Communication System: WCDMA; Frequency: 836.6 MHz; Duty Cycle: 1:1
Medium parameters used: $f = 836.6$ MHz; $\sigma = 0.997$ S/m; $\epsilon_r = 54.53$; $\rho = 1000$ kg/m³ ;
Phantom section: Right Section

DASY5 Configuration:

- Probe: EX3DV4 - SN7441; ConvF(9.85, 9.85, 9.85); Calibrated: 2016/11/15;
- Sensor-Surface: 1.4mm (Mechanical Surface Detection)
- Electronics: DAE3 Sn379; Calibrated: 2016/10/4
- Phantom: Triple Flat Phantom 5.1C; Type: QD 000 P51 CA; Serial: 1130
- Measurement SW: DASY52, Version 52.8 (8);

Area Scan (121x41x1): Interpolated grid: dx=1.500 mm, dy=1.500 mm

Maximum value of SAR (interpolated) = 0.198 W/kg


Zoom Scan (5x5x7)/Cube 0: Measurement grid: dx=8mm, dy=8mm, dz=5mm

Reference Value = 10.10 V/m; Power Drift = 0.02 dB

Peak SAR (extrapolated) = 0.223 W/kg

SAR(1 g) = 0.154 W/kg; SAR(10 g) = 0.105 W/kg

Maximum value of SAR (measured) = 0.200 W/kg



Test Plot 34#: WCDMA Band 5_Body Bottom_Middle

DUT: MISTICO ONE 4G LTE Smartphone; Type: MISTICO ONE 4G LTE; Serial: 17041180420


Communication System: WCDMA; Frequency: 836.6 MHz; Duty Cycle: 1:1
 Medium parameters used: $f = 836.6 \text{ MHz}$; $\sigma = 0.997 \text{ S/m}$; $\epsilon_r = 54.53$; $\rho = 1000 \text{ kg/m}^3$;
 Phantom section: Right Section

DASY5 Configuration:

- Probe: EX3DV4 - SN7441; ConvF(9.85, 9.85, 9.85); Calibrated: 2016/11/15;
- Sensor-Surface: 1.4mm (Mechanical Surface Detection)
- Electronics: DAE3 Sn379; Calibrated: 2016/10/4
- Phantom: Triple Flat Phantom 5.1C; Type: QD 000 P51 CA; Serial: 1130
- Measurement SW: DASY52, Version 52.8 (8);

Area Scan (41x71x1): Interpolated grid: $dx=1.500 \text{ mm}$, $dy=1.500 \text{ mm}$
 Maximum value of SAR (interpolated) = 0.163 W/kg

Zoom Scan (5x5x7)/Cube 0: Measurement grid: $dx=8\text{mm}$, $dy=8\text{mm}$, $dz=5\text{mm}$
 Reference Value = 10.24 V/m; Power Drift = -0.20 dB
 Peak SAR (extrapolated) = 0.207 W/kg
SAR(1 g) = 0.110 W/kg; SAR(10 g) = 0.058 W/kg
 Maximum value of SAR (measured) = 0.171 W/kg



Test Plot 35#: LTE Band 2_Head Left Cheek_Middle_1RB

DUT: MISTICO ONE 4G LTE Smartphone; Type: MISTICO ONE 4G LTE; Serial: 17041180420

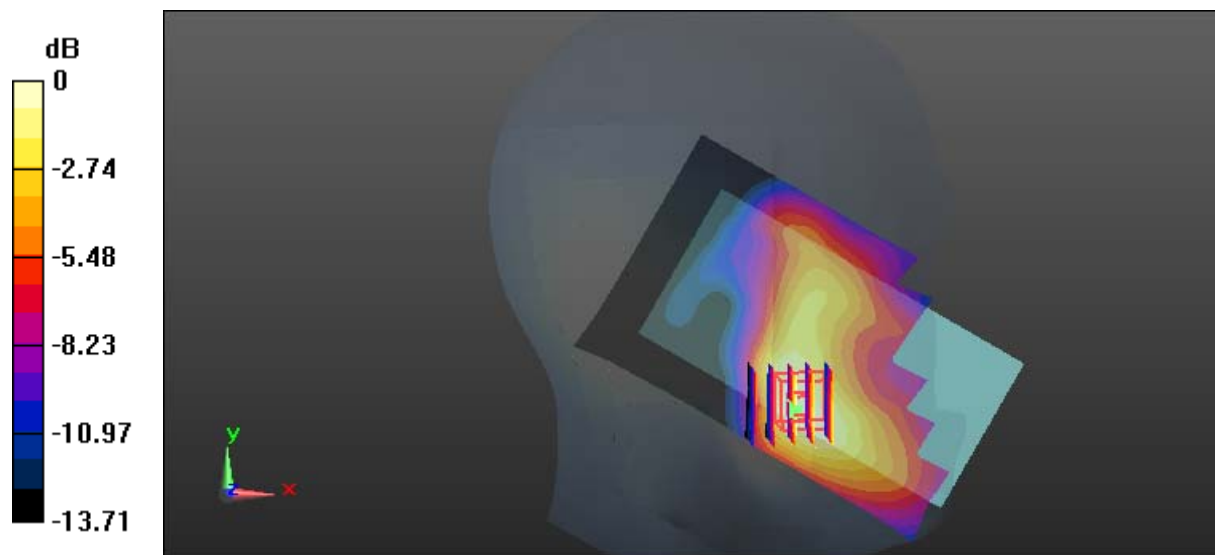
Communication System: FDD-LTE; Frequency: 1880 MHz; Duty Cycle: 1:1
 Medium parameters used: $f = 1880$ MHz; $\sigma = 1.379$ S/m; $\epsilon_r = 39.438$; $\rho = 1000$ kg/m³ ;
 Phantom section: Left Section

DASY5 Configuration:

- Probe: EX3DV4 - SN7441; ConvF(8.48, 8.48, 8.48); Calibrated: 2016/11/15;
- Sensor-Surface: 1.4mm (Mechanical Surface Detection)
- Electronics: DAE3 Sn379; Calibrated: 2016/10/4
- Phantom: SAM1; Type: QD000P40CC; Serial: TP:1412
- Measurement SW: DASY52, Version 52.8 (8);

Area Scan (71x121x1): Interpolated grid: $dx=1.500$ mm, $dy=1.500$ mm
 Maximum value of SAR (interpolated) = 0.320 W/kg

Zoom Scan (5x5x7)/Cube 0: Measurement grid: $dx=8$ mm, $dy=8$ mm, $dz=5$ mm
 Reference Value = 3.414 V/m; Power Drift = 0.20 dB
 Peak SAR (extrapolated) = 0.346 W/kg
SAR(1 g) = 0.217 W/kg; SAR(10 g) = 0.134 W/kg
 Maximum value of SAR (measured) = 0.295 W/kg



0 dB = 0.295 W/kg = -5.30 dBW/kg

Test Plot 36#: LTE Band 2_Head Left Cheek_Middle_50%RB

DUT: MISTICO ONE 4G LTE Smartphone; Type: MISTICO ONE 4G LTE; Serial: 17041180420

Communication System: FDD-LTE; Frequency: 1880 MHz; Duty Cycle: 1:1
 Medium parameters used: $f = 1880 \text{ MHz}$; $\sigma = 1.379 \text{ S/m}$; $\epsilon_r = 39.438$; $\rho = 1000 \text{ kg/m}^3$;
 Phantom section: Left Section

DASY5 Configuration:

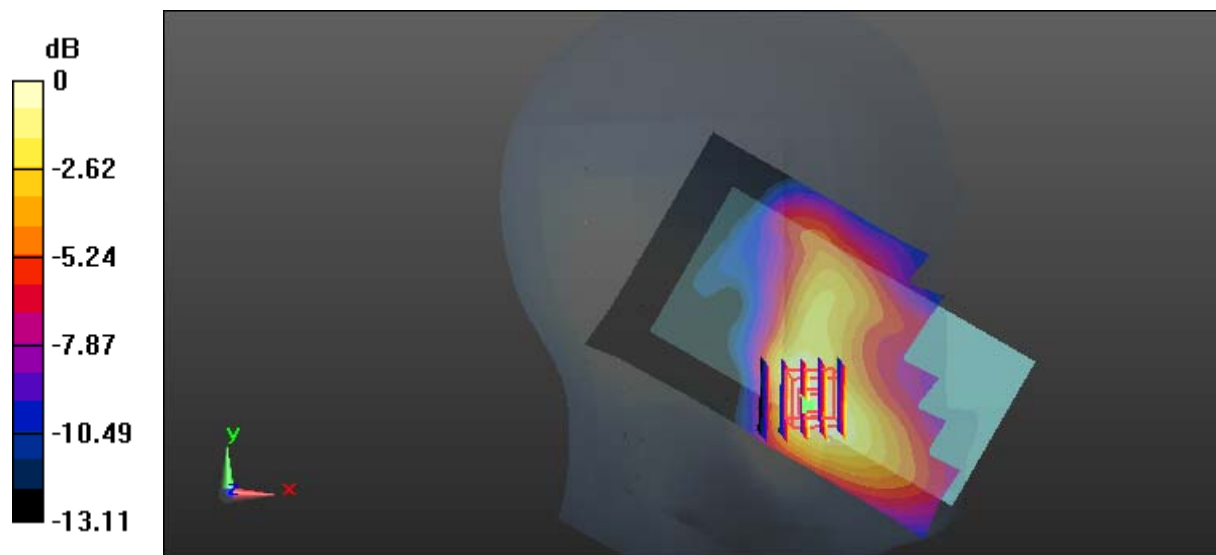
- Probe: EX3DV4 - SN7441; ConvF(8.48, 8.48, 8.48); Calibrated: 2016/11/15;
- Sensor-Surface: 1.4mm (Mechanical Surface Detection)
- Electronics: DAE3 Sn379; Calibrated: 2016/10/4
- Phantom: SAM1; Type: QD000P40CC; Serial: TP:1412
- Measurement SW: DASY52, Version 52.8 (8);

Area Scan (71x121x1): Interpolated grid: $dx=1.500 \text{ mm}$, $dy=1.500 \text{ mm}$
 Maximum value of SAR (interpolated) = 0.260 W/kg

Zoom Scan (5x5x7)/Cube 0: Measurement grid: $dx=8\text{mm}$, $dy=8\text{mm}$, $dz=5\text{mm}$
 Reference Value = 3.379 V/m; Power Drift = 0.17 dB
 Peak SAR (extrapolated) = 0.280 W/kg

SAR(1 g) = 0.178 W/kg; SAR(10 g) = 0.111 W/kg

Maximum value of SAR (measured) = 0.241 W/kg



0 dB = 0.241 W/kg = -6.18 dBW/kg

Test Plot 37#: LTE Band 2_Head Left Tilt_Middle_1RB

DUT: MISTICO ONE 4G LTE Smartphone; Type: MISTICO ONE 4G LTE; Serial: 17041180420

Communication System: FDD-LTE; Frequency: 1880 MHz; Duty Cycle: 1:1
 Medium parameters used: $f = 1880 \text{ MHz}$; $\sigma = 1.379 \text{ S/m}$; $\epsilon_r = 39.438$; $\rho = 1000 \text{ kg/m}^3$;
 Phantom section: Left Section

DASY5 Configuration:

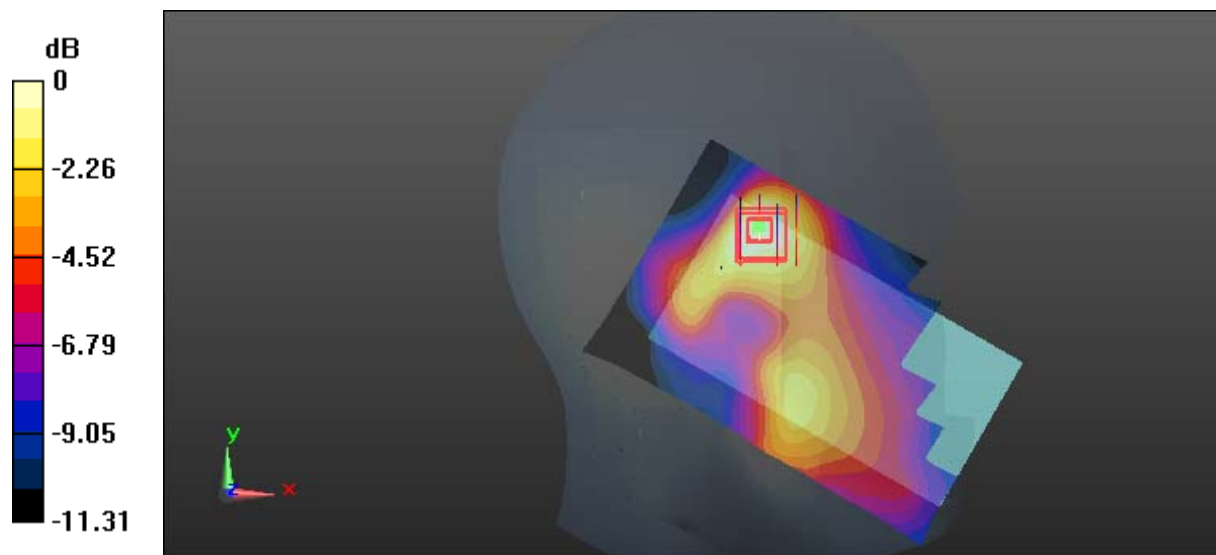
- Probe: EX3DV4 - SN7441; ConvF(8.48, 8.48, 8.48); Calibrated: 2016/11/15;
- Sensor-Surface: 1.4mm (Mechanical Surface Detection)
- Electronics: DAE3 Sn379; Calibrated: 2016/10/4
- Phantom: SAM1; Type: QD000P40CC; Serial: TP:1412
- Measurement SW: DASY52, Version 52.8 (8);

Area Scan (71x121x1): Interpolated grid: $dx=1.500 \text{ mm}$, $dy=1.500 \text{ mm}$
 Maximum value of SAR (interpolated) = 0.143 W/kg

Zoom Scan (5x5x7)/Cube 0: Measurement grid: $dx=8\text{mm}$, $dy=8\text{mm}$, $dz=5\text{mm}$
 Reference Value = 5.945 V/m; Power Drift = 0.07 dB
 Peak SAR (extrapolated) = 0.132 W/kg

SAR(1 g) = 0.083 W/kg; SAR(10 g) = 0.053 W/kg

Maximum value of SAR (measured) = 0.113 W/kg



0 dB = 0.113 W/kg = -9.47 dBW/kg

Test Plot 38#: LTE Band 2_Head Left Tilt_Middle_50%RB

DUT: MISTICO ONE 4G LTE Smartphone; Type: MISTICO ONE 4G LTE; Serial: 17041180420

Communication System: FDD-LTE; Frequency: 1880 MHz; Duty Cycle: 1:1
 Medium parameters used: $f = 1880 \text{ MHz}$; $\sigma = 1.379 \text{ S/m}$; $\epsilon_r = 39.438$; $\rho = 1000 \text{ kg/m}^3$;
 Phantom section: Left Section

DASY5 Configuration:

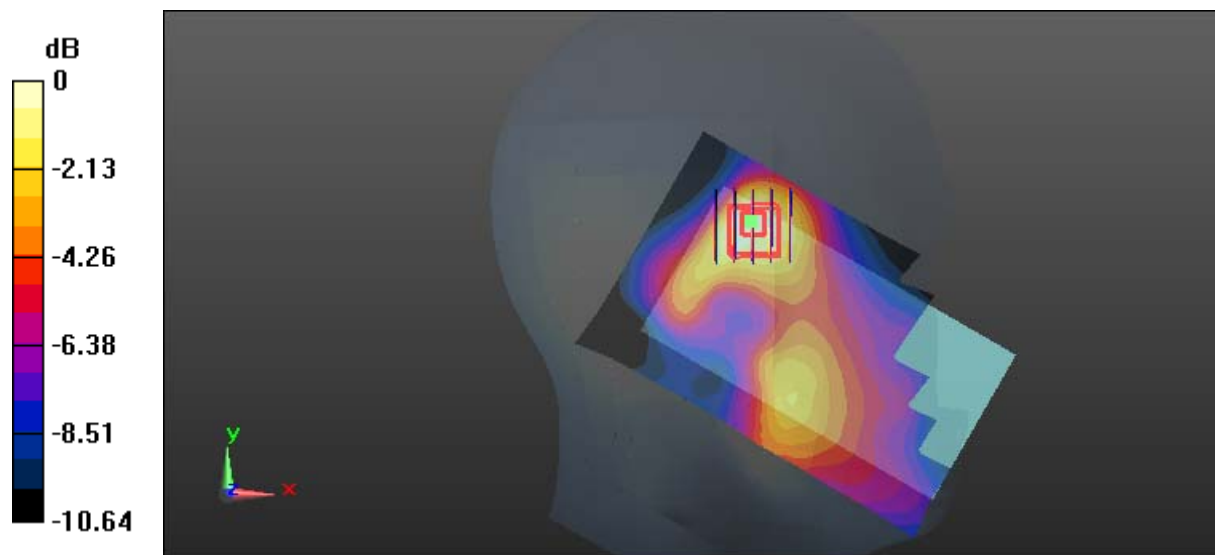
- Probe: EX3DV4 - SN7441; ConvF(8.48, 8.48, 8.48); Calibrated: 2016/11/15;
- Sensor-Surface: 1.4mm (Mechanical Surface Detection)
- Electronics: DAE3 Sn379; Calibrated: 2016/10/4
- Phantom: SAM1; Type: QD000P40CC; Serial: TP:1412
- Measurement SW: DASY52, Version 52.8 (8);

Area Scan (71x121x1): Interpolated grid: $dx=1.500 \text{ mm}$, $dy=1.500 \text{ mm}$
 Maximum value of SAR (interpolated) = 0.115 W/kg

Zoom Scan (5x5x7)/Cube 0: Measurement grid: $dx=8\text{mm}$, $dy=8\text{mm}$, $dz=5\text{mm}$
 Reference Value = 5.665 V/m; Power Drift = 0.12 dB
 Peak SAR (extrapolated) = 0.116 W/kg

SAR(1 g) = 0.073 W/kg; SAR(10 g) = 0.046 W/kg

Maximum value of SAR (measured) = 0.0983 W/kg



0 dB = 0.0983 W/kg = -10.07 dBW/kg

Test Plot 39#: LTE Band 2_Head Right Cheek_Middle_1RB**DUT: MISTICO ONE 4G LTE Smartphone; Type: MISTICO ONE 4G LTE; Serial: 17041180420**

Communication System: FDD-LTE; Frequency: 1880 MHz; Duty Cycle: 1:1
Medium parameters used: $f = 1880$ MHz; $\sigma = 1.379$ S/m; $\epsilon_r = 39.438$; $\rho = 1000$ kg/m³ ;
Phantom section: Right Section

DASY5 Configuration:

- Probe: EX3DV4 - SN7441; ConvF(8.48, 8.48, 8.48); Calibrated: 2016/11/15;
- Sensor-Surface: 1.4mm (Mechanical Surface Detection)
- Electronics: DAE3 Sn379; Calibrated: 2016/10/4
- Phantom: SAM1; Type: QD000P40CC; Serial: TP:1412
- Measurement SW: DASY52, Version 52.8 (8);

Area Scan (71x121x1): Interpolated grid: dx=1.500 mm, dy=1.500 mm

Maximum value of SAR (interpolated) = 0.184 W/kg


Zoom Scan (5x5x7)/Cube 0: Measurement grid: dx=8mm, dy=8mm, dz=5mm

Reference Value = 3.481 V/m; Power Drift = 0.12 dB

Peak SAR (extrapolated) = 0.213 W/kg

SAR(1 g) = 0.133 W/kg; SAR(10 g) = 0.084 W/kg

Maximum value of SAR (measured) = 0.185 W/kg



0 dB = 0.185 W/kg = -7.33 dBW/kg

Test Plot 40#: LTE Band 2_Head Right Cheek_Middle_50%RB

DUT: MISTICO ONE 4G LTE Smartphone; Type: MISTICO ONE 4G LTE; Serial: 17041180420

Communication System: FDD-LTE; Frequency: 1880 MHz; Duty Cycle: 1:1
 Medium parameters used: $f = 1880 \text{ MHz}$; $\sigma = 1.379 \text{ S/m}$; $\epsilon_r = 39.438$; $\rho = 1000 \text{ kg/m}^3$;
 Phantom section: Right Section

DASY5 Configuration:


- Probe: EX3DV4 - SN7441; ConvF(8.48, 8.48, 8.48); Calibrated: 2016/11/15;
- Sensor-Surface: 1.4mm (Mechanical Surface Detection)
- Electronics: DAE3 Sn379; Calibrated: 2016/10/4
- Phantom: SAM1; Type: QD000P40CC; Serial: TP:1412
- Measurement SW: DASY52, Version 52.8 (8);

Area Scan (71x121x1): Interpolated grid: $dx=1.500 \text{ mm}$, $dy=1.500 \text{ mm}$
 Maximum value of SAR (interpolated) = 0.202 W/kg

Zoom Scan (5x5x7)/Cube 0: Measurement grid: $dx=8\text{mm}$, $dy=8\text{mm}$, $dz=5\text{mm}$
 Reference Value = 3.759 V/m; Power Drift = -0.03 dB
 Peak SAR (extrapolated) = 0.209 W/kg

SAR(1 g) = 0.132 W/kg; SAR(10 g) = 0.083 W/kg

Maximum value of SAR (measured) = 0.179 W/kg



0 dB = 0.179 W/kg = -7.47 dBW/kg

Test Plot 41#: LTE Band 2_Head Right Tilt_Middle_1RB

DUT: MISTICO ONE 4G LTE Smartphone; Type: MISTICO ONE 4G LTE; Serial: 17041180420

Communication System: FDD-LTE; Frequency: 1880 MHz; Duty Cycle: 1:1
 Medium parameters used: $f = 1880 \text{ MHz}$; $\sigma = 1.379 \text{ S/m}$; $\epsilon_r = 39.438$; $\rho = 1000 \text{ kg/m}^3$;
 Phantom section: Right Section

DASY5 Configuration:

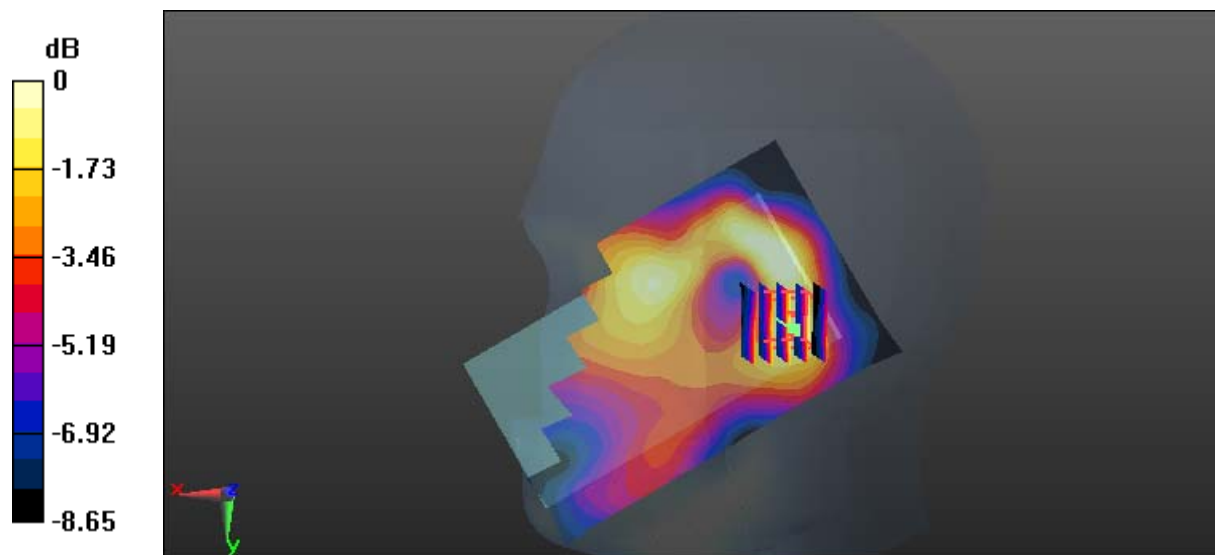
- Probe: EX3DV4 - SN7441; ConvF(8.48, 8.48, 8.48); Calibrated: 2016/11/15;
- Sensor-Surface: 1.4mm (Mechanical Surface Detection)
- Electronics: DAE3 Sn379; Calibrated: 2016/10/4
- Phantom: SAM1; Type: QD000P40CC; Serial: TP:1412
- Measurement SW: DASY52, Version 52.8 (8);

Area Scan (71x121x1): Interpolated grid: $dx=1.500 \text{ mm}$, $dy=1.500 \text{ mm}$
 Maximum value of SAR (interpolated) = 0.0774 W/kg

Zoom Scan (5x5x7)/Cube 0: Measurement grid: $dx=8\text{mm}$, $dy=8\text{mm}$, $dz=5\text{mm}$
 Reference Value = 6.528 V/m ; Power Drift = -0.03 dB
 Peak SAR (extrapolated) = 0.0840 W/kg

SAR(1 g) = 0.056 W/kg; SAR(10 g) = 0.036 W/kg

Maximum value of SAR (measured) = 0.0740 W/kg



0 dB = 0.0740 W/kg = -11.31 dBW/kg

Test Plot 42#: LTE Band 2_Head Right Tilt_Middle_50%RB

DUT: MISTICO ONE 4G LTE Smartphone; Type: MISTICO ONE 4G LTE; Serial: 17041180420

Communication System: FDD-LTE; Frequency: 1880 MHz; Duty Cycle: 1:1
 Medium parameters used: $f = 1880 \text{ MHz}$; $\sigma = 1.379 \text{ S/m}$; $\epsilon_r = 39.438$; $\rho = 1000 \text{ kg/m}^3$;
 Phantom section: Right Section

DASY5 Configuration:


- Probe: EX3DV4 - SN7441; ConvF(8.48, 8.48, 8.48); Calibrated: 2016/11/15;
- Sensor-Surface: 1.4mm (Mechanical Surface Detection)
- Electronics: DAE3 Sn379; Calibrated: 2016/10/4
- Phantom: SAM1; Type: QD000P40CC; Serial: TP:1412
- Measurement SW: DASY52, Version 52.8 (8);

Area Scan (71x121x1): Interpolated grid: $dx=1.500 \text{ mm}$, $dy=1.500 \text{ mm}$
 Maximum value of SAR (interpolated) = 0.0621 W/kg

Zoom Scan (5x5x7)/Cube 0: Measurement grid: $dx=8\text{mm}$, $dy=8\text{mm}$, $dz=5\text{mm}$
 Reference Value = 5.921 V/m; Power Drift = 0.14 dB
 Peak SAR (extrapolated) = 0.0670 W/kg

SAR(1 g) = 0.044 W/kg; SAR(10 g) = 0.028 W/kg

Maximum value of SAR (measured) = 0.0583 W/kg



0 dB = 0.0583 W/kg = -12.34 dBW/kg

Test Plot 43#: LTE Band 2_Body Back_Middle_1RB

DUT: MISTICO ONE 4G LTE Smartphone; Type: MISTICO ONE 4G LTE; Serial: 17041180420

Communication System: FDD-LTE; Frequency: 1880 MHz; Duty Cycle: 1:1
 Medium parameters used: $f = 1880 \text{ MHz}$; $\sigma = 1.539 \text{ S/m}$; $\epsilon_r = 51.774$; $\rho = 1000 \text{ kg/m}^3$;
 Phantom section: Left Section

DASY5 Configuration:

- Probe: EX3DV4 - SN7441; ConvF(7.95, 7.95, 7.95); Calibrated: 2016/11/15;
- Sensor-Surface: 1.4mm (Mechanical Surface Detection)
- Electronics: DAE3 Sn379; Calibrated: 2016/10/4
- Phantom: Triple Flat Phantom 5.1C; Type: QD 000 P51 CA; Serial: 1130
- Measurement SW: DASY52, Version 52.8 (8);

Area Scan (121x71x1): Interpolated grid: $dx=1.500 \text{ mm}$, $dy=1.500 \text{ mm}$

Maximum value of SAR (interpolated) = 0.571 W/kg


Zoom Scan (5x5x7)/Cube 0: Measurement grid: $dx=8\text{mm}$, $dy=8\text{mm}$, $dz=5\text{mm}$

Reference Value = 9.655 V/m; Power Drift = -0.01 dB

Peak SAR (extrapolated) = 0.702 W/kg

SAR(1 g) = 0.383 W/kg; SAR(10 g) = 0.211 W/kg

Maximum value of SAR (measured) = 0.561 W/kg



0 dB = 0.561 W/kg = -2.51 dBW/kg

Test Plot 44#: LTE Band 2_Body Back_Middle_50%RB**DUT: MISTICO ONE 4G LTE Smartphone; Type: MISTICO ONE 4G LTE; Serial: 17041180420**

Communication System: FDD-LTE; Frequency: 1880 MHz; Duty Cycle: 1:1
Medium parameters used: $f = 1880$ MHz; $\sigma = 1.539$ S/m; $\epsilon_r = 51.774$; $\rho = 1000$ kg/m³ ;
Phantom section: Left Section

DASY5 Configuration:

- Probe: EX3DV4 - SN7441; ConvF(7.95, 7.95, 7.95); Calibrated: 2016/11/15;
- Sensor-Surface: 1.4mm (Mechanical Surface Detection)
- Electronics: DAE3 Sn379; Calibrated: 2016/10/4
- Phantom: Triple Flat Phantom 5.1C; Type: QD 000 P51 CA; Serial: 1130
- Measurement SW: DASY52, Version 52.8 (8);

Area Scan (121x71x1): Interpolated grid: dx=1.500 mm, dy=1.500 mm

Maximum value of SAR (interpolated) = 0.474 W/kg

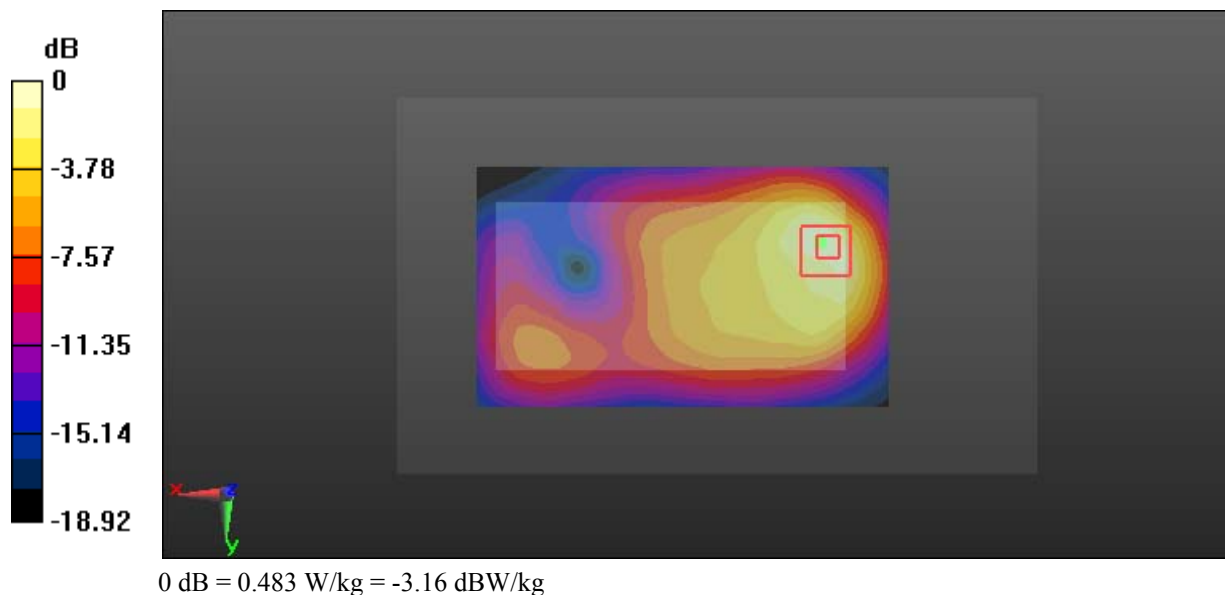
Zoom Scan (5x5x7)/Cube 0: Measurement grid: dx=8mm, dy=8mm, dz=5mm

Reference Value = 9.101 V/m; Power Drift = -0.03 dB

Peak SAR (extrapolated) = 0.600 W/kg

SAR(1 g) = 0.326 W/kg; SAR(10 g) = 0.178 W/kg

Maximum value of SAR (measured) = 0.483 W/kg



Test Plot 45#: LTE Band 2_Body Left_Middle_1RB

DUT: MISTICO ONE 4G LTE Smartphone; Type: MISTICO ONE 4G LTE; Serial: 17041180420

Communication System: FDD-LTE; Frequency: 1880 MHz; Duty Cycle: 1:1
 Medium parameters used: $f = 1880 \text{ MHz}$; $\sigma = 1.539 \text{ S/m}$; $\epsilon_r = 51.774$; $\rho = 1000 \text{ kg/m}^3$;
 Phantom section: Left Section

DASY5 Configuration:

- Probe: EX3DV4 - SN7441; ConvF(7.95, 7.95, 7.95); Calibrated: 2016/11/15;
- Sensor-Surface: 1.4mm (Mechanical Surface Detection)
- Electronics: DAE3 Sn379; Calibrated: 2016/10/4
- Phantom: Triple Flat Phantom 5.1C; Type: QD 000 P51 CA; Serial: 1130
- Measurement SW: DASY52, Version 52.8 (8);

Area Scan (121x41x1): Interpolated grid: $dx=1.500 \text{ mm}$, $dy=1.500 \text{ mm}$

Maximum value of SAR (interpolated) = 0.214 W/kg


Zoom Scan (5x5x7)/Cube 0: Measurement grid: $dx=8\text{mm}$, $dy=8\text{mm}$, $dz=5\text{mm}$

Reference Value = 8.666 V/m; Power Drift = -0.02 dB

Peak SAR (extrapolated) = 0.249 W/kg

SAR(1 g) = 0.141 W/kg; SAR(10 g) = 0.080 W/kg

Maximum value of SAR (measured) = 0.210 W/kg



0 dB = 0.210 W/kg = -6.78 dBW/kg

Test Plot 46#: LTE Band 2_Body Left_Middle_50%RB

DUT: MISTICO ONE 4G LTE Smartphone; Type: MISTICO ONE 4G LTE; Serial: 17041180420

Communication System: FDD-LTE; Frequency: 1880 MHz; Duty Cycle: 1:1
 Medium parameters used: $f = 1880 \text{ MHz}$; $\sigma = 1.539 \text{ S/m}$; $\epsilon_r = 51.774$; $\rho = 1000 \text{ kg/m}^3$;
 Phantom section: Left Section

DASY5 Configuration:

- Probe: EX3DV4 - SN7441; ConvF(7.95, 7.95, 7.95); Calibrated: 2016/11/15;
- Sensor-Surface: 1.4mm (Mechanical Surface Detection)
- Electronics: DAE3 Sn379; Calibrated: 2016/10/4
- Phantom: Triple Flat Phantom 5.1C; Type: QD 000 P51 CA; Serial: 1130
- Measurement SW: DASY52, Version 52.8 (8);

Area Scan (121x41x1): Interpolated grid: $dx=1.500 \text{ mm}$, $dy=1.500 \text{ mm}$

Maximum value of SAR (interpolated) = 0.187 W/kg

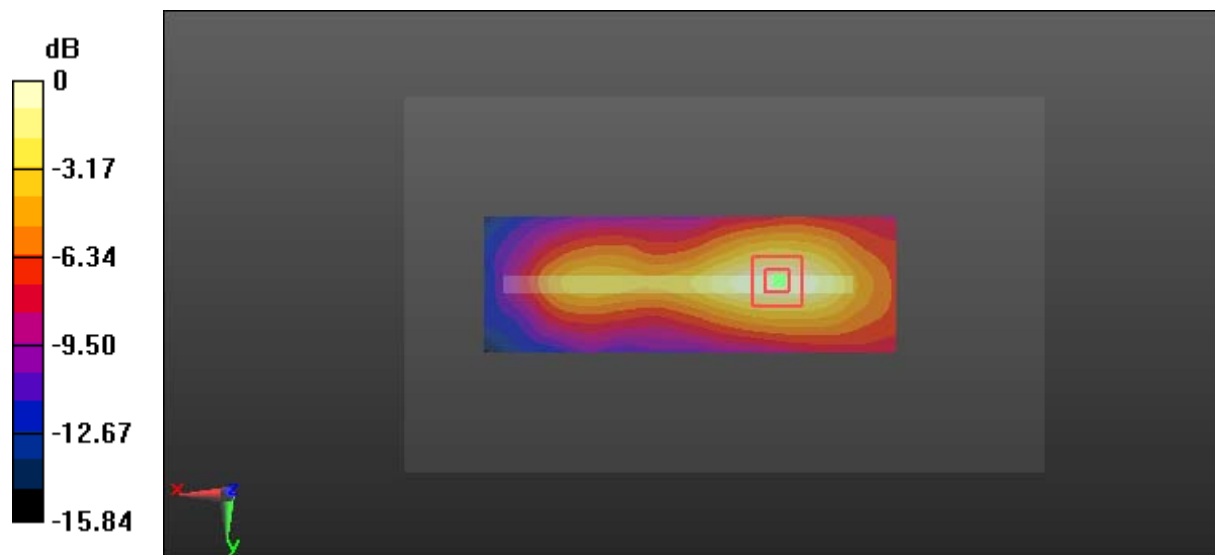
Zoom Scan (5x5x7)/Cube 0: Measurement grid: $dx=8\text{mm}$, $dy=8\text{mm}$, $dz=5\text{mm}$

Reference Value = 8.063 V/m; Power Drift = -0.09 dB

Peak SAR (extrapolated) = 0.215 W/kg

SAR(1 g) = 0.122 W/kg; SAR(10 g) = 0.070 W/kg

Maximum value of SAR (measured) = 0.181 W/kg



0 dB = 0.181 W/kg = -7.42 dBW/kg

Test Plot 47#: LTE Band 2_Body Right_Middle_1RB

DUT: MISTICO ONE 4G LTE Smartphone; Type: MISTICO ONE 4G LTE; Serial: 17041180420

Communication System: FDD-LTE; Frequency: 1880 MHz; Duty Cycle: 1:1
 Medium parameters used: $f = 1880 \text{ MHz}$; $\sigma = 1.539 \text{ S/m}$; $\epsilon_r = 51.774$; $\rho = 1000 \text{ kg/m}^3$;
 Phantom section: Left Section

DASY5 Configuration:

- Probe: EX3DV4 - SN7441; ConvF(7.95, 7.95, 7.95); Calibrated: 2016/11/15;
- Sensor-Surface: 1.4mm (Mechanical Surface Detection)
- Electronics: DAE3 Sn379; Calibrated: 2016/10/4
- Phantom: Triple Flat Phantom 5.1C; Type: QD 000 P51 CA; Serial: 1130
- Measurement SW: DASY52, Version 52.8 (8);

Area Scan (121x41x1): Interpolated grid: $dx=1.500 \text{ mm}$, $dy=1.500 \text{ mm}$

Maximum value of SAR (interpolated) = 0.194 W/kg


Zoom Scan (5x5x7)/Cube 0: Measurement grid: $dx=8\text{mm}$, $dy=8\text{mm}$, $dz=5\text{mm}$

Reference Value = 8.656 V/m; Power Drift = -0.12 dB

Peak SAR (extrapolated) = 0.230 W/kg

SAR(1 g) = 0.129 W/kg; SAR(10 g) = 0.073 W/kg

Maximum value of SAR (measured) = 0.190 W/kg



0 dB = 0.190 W/kg = -7.21 dBW/kg

Test Plot 48#: LTE Band 2_Body Right_Middle_50%RB

DUT: MISTICO ONE 4G LTE Smartphone; Type: MISTICO ONE 4G LTE; Serial: 17041180420

Communication System: FDD-LTE; Frequency: 1880 MHz; Duty Cycle: 1:1
 Medium parameters used: $f = 1880 \text{ MHz}$; $\sigma = 1.539 \text{ S/m}$; $\epsilon_r = 51.774$; $\rho = 1000 \text{ kg/m}^3$;
 Phantom section: Left Section

DASY5 Configuration:

- Probe: EX3DV4 - SN7441; ConvF(7.95, 7.95, 7.95); Calibrated: 2016/11/15;
- Sensor-Surface: 1.4mm (Mechanical Surface Detection)
- Electronics: DAE3 Sn379; Calibrated: 2016/10/4
- Phantom: Triple Flat Phantom 5.1C; Type: QD 000 P51 CA; Serial: 1130
- Measurement SW: DASY52, Version 52.8 (8);

Area Scan (121x41x1): Interpolated grid: $dx=1.500 \text{ mm}$, $dy=1.500 \text{ mm}$

Maximum value of SAR (interpolated) = 0.158 W/kg


Zoom Scan (5x5x7)/Cube 0: Measurement grid: $dx=8\text{mm}$, $dy=8\text{mm}$, $dz=5\text{mm}$

Reference Value = 8.012 V/m; Power Drift = -0.12 dB

Peak SAR (extrapolated) = 0.188 W/kg

SAR(1 g) = 0.106 W/kg; SAR(10 g) = 0.060 W/kg

Maximum value of SAR (measured) = 0.157 W/kg



0 dB = 0.157 W/kg = -8.04 dBW/kg

Test Plot 49#: LTE Band 2_Body Bottom_Middle_1RB

DUT: MISTICO ONE 4G LTE Smartphone; Type: MISTICO ONE 4G LTE; Serial: 17041180420

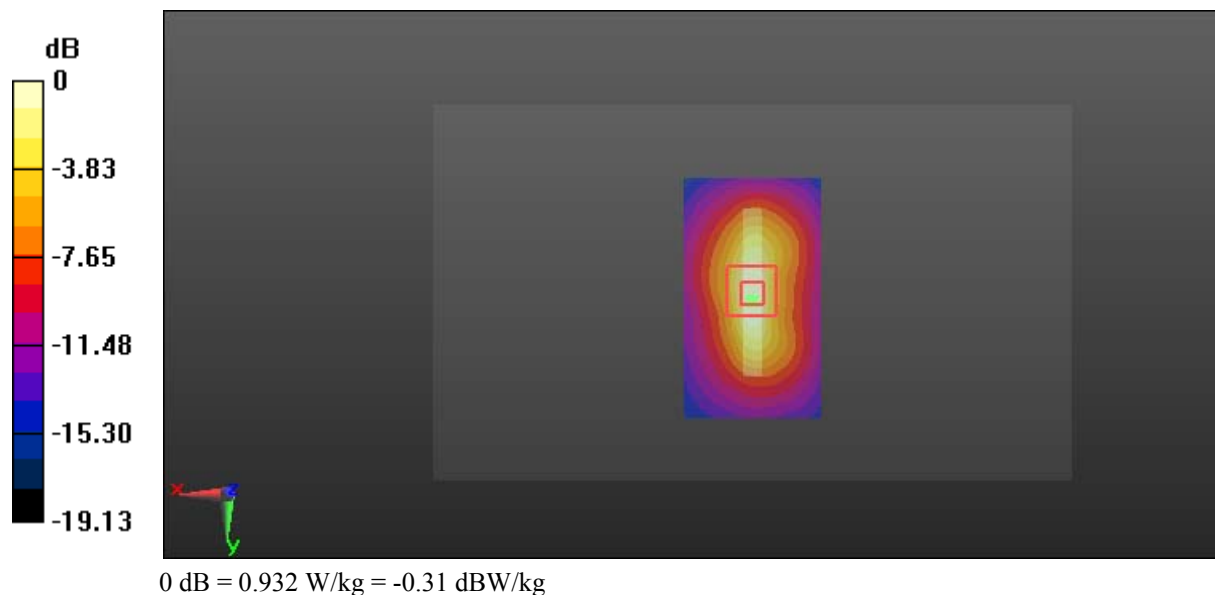
Communication System: FDD-LTE; Frequency: 1880 MHz; Duty Cycle: 1:1
 Medium parameters used: $f = 1880 \text{ MHz}$; $\sigma = 1.539 \text{ S/m}$; $\epsilon_r = 51.774$; $\rho = 1000 \text{ kg/m}^3$;
 Phantom section: Left Section

DASY5 Configuration:

- Probe: EX3DV4 - SN7441; ConvF(7.95, 7.95, 7.95); Calibrated: 2016/11/15;
- Sensor-Surface: 1.4mm (Mechanical Surface Detection)
- Electronics: DAE3 Sn379; Calibrated: 2016/10/4
- Phantom: Triple Flat Phantom 5.1C; Type: QD 000 P51 CA; Serial: 1130
- Measurement SW: DASY52, Version 52.8 (8);

Area Scan (41x71x1): Interpolated grid: $dx=1.500 \text{ mm}$, $dy=1.500 \text{ mm}$
 Maximum value of SAR (interpolated) = 0.910 W/kg

Zoom Scan (5x5x7)/Cube 0: Measurement grid: $dx=8\text{mm}$, $dy=8\text{mm}$, $dz=5\text{mm}$
 Reference Value = 21.12 V/m ; Power Drift = -0.04 dB
 Peak SAR (extrapolated) = 1.11 W/kg
SAR(1 g) = 0.598 W/kg ; SAR(10 g) = 0.306 W/kg
 Maximum value of SAR (measured) = 0.932 W/kg



Test Plot 50#: LTE Band 2_Body Bottom_Middle_50%RB

DUT: MISTICO ONE 4G LTE Smartphone; Type: MISTICO ONE 4G LTE; Serial: 17041180420

Communication System: FDD-LTE; Frequency: 1880 MHz; Duty Cycle: 1:1
 Medium parameters used: $f = 1880 \text{ MHz}$; $\sigma = 1.539 \text{ S/m}$; $\epsilon_r = 51.774$; $\rho = 1000 \text{ kg/m}^3$;
 Phantom section: Left Section

DASY5 Configuration:

- Probe: EX3DV4 - SN7441; ConvF(7.95, 7.95, 7.95); Calibrated: 2016/11/15;
- Sensor-Surface: 1.4mm (Mechanical Surface Detection)
- Electronics: DAE3 Sn379; Calibrated: 2016/10/4
- Phantom: Triple Flat Phantom 5.1C; Type: QD 000 P51 CA; Serial: 1130
- Measurement SW: DASY52, Version 52.8 (8);

Area Scan (41x71x1): Interpolated grid: $dx=1.500 \text{ mm}$, $dy=1.500 \text{ mm}$

Maximum value of SAR (interpolated) = 0.751 W/kg

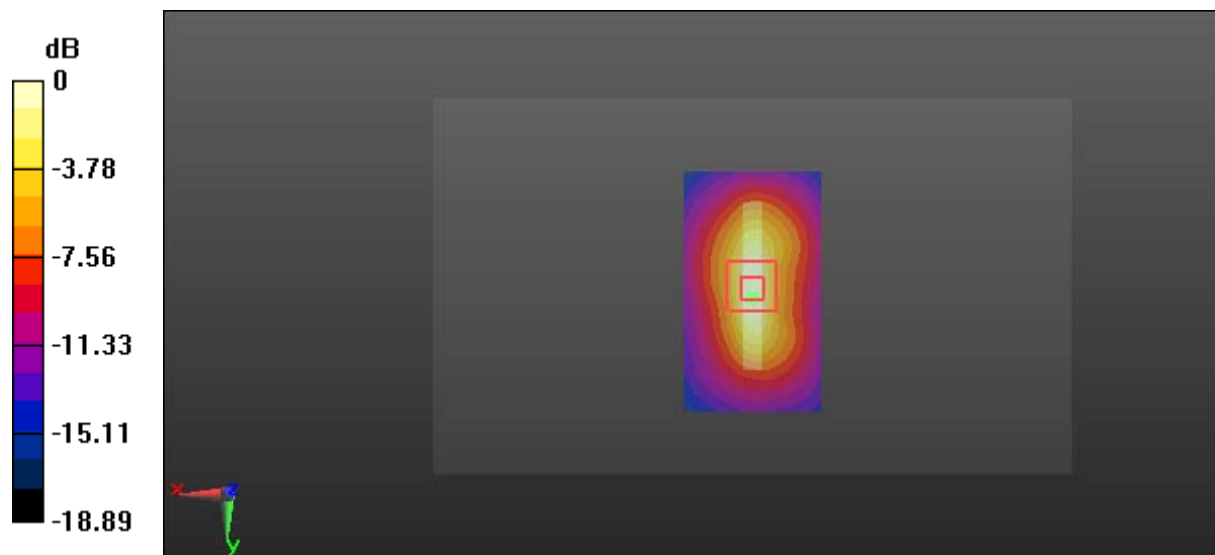
Zoom Scan (5x5x7)/Cube 0: Measurement grid: $dx=8\text{mm}$, $dy=8\text{mm}$, $dz=5\text{mm}$

Reference Value = 19.01 V/m; Power Drift = -0.02 dB

Peak SAR (extrapolated) = 0.904 W/kg

SAR(1 g) = 0.483 W/kg; SAR(10 g) = 0.248 W/kg

Maximum value of SAR (measured) = 0.753 W/kg



0 dB = 0.753 W/kg = -1.23 dBW/kg

Test Plot 51#: LTE Band 4_Head Left Cheek_Middle_1RB

DUT: MISTICO ONE 4G LTE Smartphone; Type: MISTICO ONE 4G LTE; Serial: 17041180420

Communication System: FDD-LTE; Frequency: 1732.5 MHz; Duty Cycle: 1:1
 Medium parameters used: $f = 1732.5$ MHz; $\sigma = 1.345$ S/m; $\epsilon_r = 40.571$; $\rho = 1000$ kg/m³ ;
 Phantom section: Left Section

DASY5 Configuration:

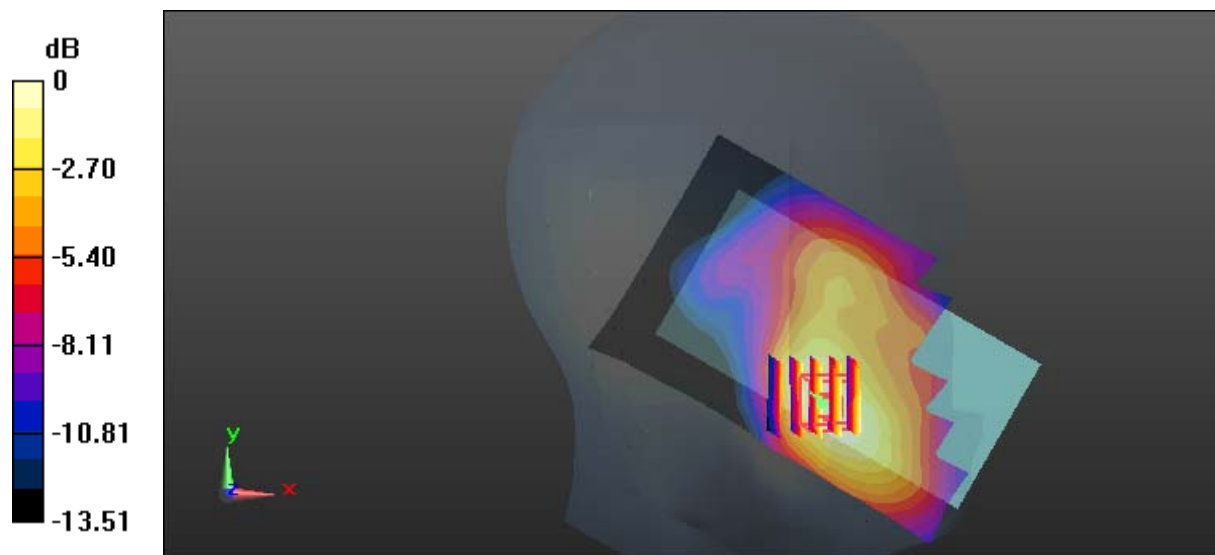
- Probe: EX3DV4 - SN7441; ConvF(8.92, 8.92, 8.92); Calibrated: 2016/11/15;
- Sensor-Surface: 1.4mm (Mechanical Surface Detection)
- Electronics: DAE3 Sn379; Calibrated: 2016/10/4
- Phantom: SAM1; Type: QD000P40CC; Serial: TP:1412
- Measurement SW: DASY52, Version 52.8 (8);

Area Scan (71x121x1): Interpolated grid: dx=1.500 mm, dy=1.500 mm
 Maximum value of SAR (interpolated) = 0.493 W/kg

Zoom Scan (5x5x7)/Cube 0: Measurement grid: dx=8mm, dy=8mm, dz=5mm
 Reference Value = 6.423 V/m; Power Drift = -0.00 dB
 Peak SAR (extrapolated) = 0.572 W/kg

SAR(1 g) = 0.378 W/kg; SAR(10 g) = 0.255 W/kg

Maximum value of SAR (measured) = 0.487 W/kg



0 dB = 0.487 W/kg = -3.12 dBW/kg

Test Plot 52#: LTE Band 4_Head Left Cheek_Middle_50%RB

DUT: MISTICO ONE 4G LTE Smartphone; Type: MISTICO ONE 4G LTE; Serial: 17041180420

Communication System: FDD-LTE; Frequency: 1732.5 MHz; Duty Cycle: 1:1
 Medium parameters used: $f = 1732.5$ MHz; $\sigma = 1.345$ S/m; $\epsilon_r = 40.571$; $\rho = 1000$ kg/m³ ;
 Phantom section: Left Section

DASY5 Configuration:


- Probe: EX3DV4 - SN7441; ConvF(8.92, 8.92, 8.92); Calibrated: 2016/11/15;
- Sensor-Surface: 1.4mm (Mechanical Surface Detection)
- Electronics: DAE3 Sn379; Calibrated: 2016/10/4
- Phantom: SAM1; Type: QD000P40CC; Serial: TP:1412
- Measurement SW: DASY52, Version 52.8 (8);

Area Scan (71x121x1): Interpolated grid: dx=1.500 mm, dy=1.500 mm
 Maximum value of SAR (interpolated) = 0.370 W/kg

Zoom Scan (5x5x7)/Cube 0: Measurement grid: dx=8mm, dy=8mm, dz=5mm
 Reference Value = 5.528 V/m; Power Drift = 0.18 dB
 Peak SAR (extrapolated) = 0.438 W/kg

SAR(1 g) = 0.290 W/kg; SAR(10 g) = 0.197 W/kg

Maximum value of SAR (measured) = 0.372 W/kg



0 dB = 0.372 W/kg = -4.29 dBW/kg

Test Plot 53#: LTE Band 4_Head Left Tilt_Middle_1RB

DUT: MISTICO ONE 4G LTE Smartphone; Type: MISTICO ONE 4G LTE; Serial: 17041180420

Communication System: FDD-LTE; Frequency: 1732.5 MHz; Duty Cycle: 1:1
 Medium parameters used: $f = 1732.5 \text{ MHz}$; $\sigma = 1.345 \text{ S/m}$; $\epsilon_r = 40.571$; $\rho = 1000 \text{ kg/m}^3$;
 Phantom section: Left Section

DASY5 Configuration:

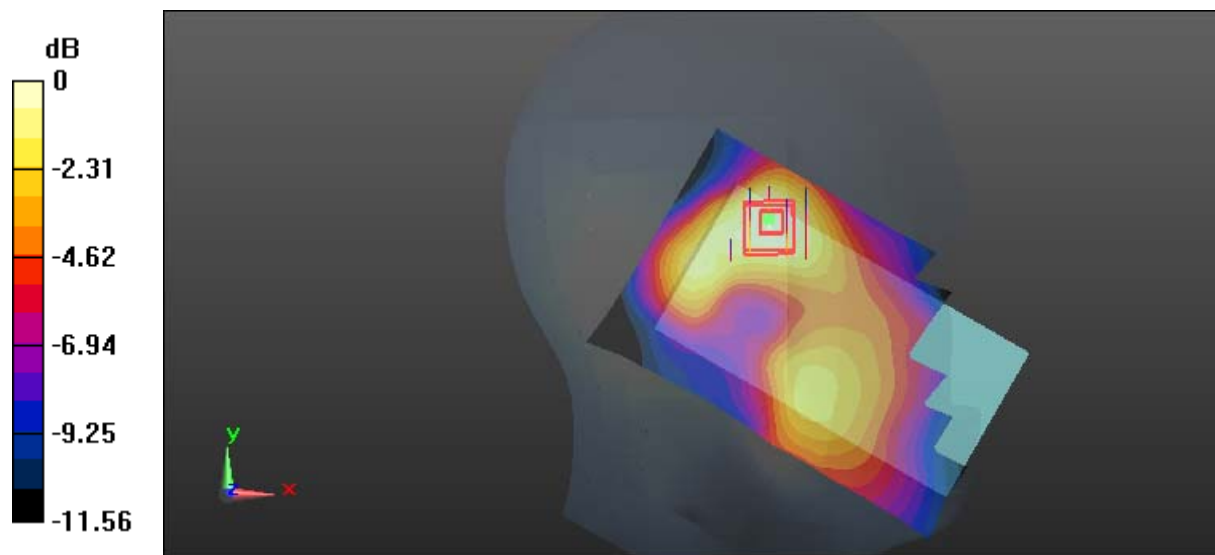
- Probe: EX3DV4 - SN7441; ConvF(8.92, 8.92, 8.92); Calibrated: 2016/11/15;
- Sensor-Surface: 1.4mm (Mechanical Surface Detection)
- Electronics: DAE3 Sn379; Calibrated: 2016/10/4
- Phantom: SAM1; Type: QD000P40CC; Serial: TP:1412
- Measurement SW: DASY52, Version 52.8 (8);

Area Scan (71x121x1): Interpolated grid: $dx=1.500 \text{ mm}$, $dy=1.500 \text{ mm}$
 Maximum value of SAR (interpolated) = 0.190 W/kg

Zoom Scan (5x5x7)/Cube 0: Measurement grid: $dx=8\text{mm}$, $dy=8\text{mm}$, $dz=5\text{mm}$
 Reference Value = 9.265 V/m ; Power Drift = 0.02 dB
 Peak SAR (extrapolated) = 0.194 W/kg

SAR(1 g) = 0.139 W/kg; SAR(10 g) = 0.095 W/kg

Maximum value of SAR (measured) = 0.175 W/kg



0 dB = 0.175 W/kg = -7.57 dBW/kg

Test Plot 54#: LTE Band 4_Head Left Tilt_Middle_50%RB

DUT: MISTICO ONE 4G LTE Smartphone; Type: MISTICO ONE 4G LTE; Serial: 17041180420

Communication System: FDD-LTE; Frequency: 1732.5 MHz; Duty Cycle: 1:1
 Medium parameters used: $f = 1732.5 \text{ MHz}$; $\sigma = 1.345 \text{ S/m}$; $\epsilon_r = 40.571$; $\rho = 1000 \text{ kg/m}^3$;
 Phantom section: Left Section

DASY5 Configuration:


- Probe: EX3DV4 - SN7441; ConvF(8.92, 8.92, 8.92); Calibrated: 2016/11/15;
- Sensor-Surface: 1.4mm (Mechanical Surface Detection)
- Electronics: DAE3 Sn379; Calibrated: 2016/10/4
- Phantom: SAM1; Type: QD000P40CC; Serial: TP:1412
- Measurement SW: DASY52, Version 52.8 (8);

Area Scan (71x121x1): Interpolated grid: $dx=1.500 \text{ mm}$, $dy=1.500 \text{ mm}$
 Maximum value of SAR (interpolated) = 0.143 W/kg

Zoom Scan (5x5x7)/Cube 0: Measurement grid: $dx=8\text{mm}$, $dy=8\text{mm}$, $dz=5\text{mm}$
 Reference Value = 8.396 V/m; Power Drift = -0.09 dB
 Peak SAR (extrapolated) = 0.148 W/kg

SAR(1 g) = 0.107 W/kg; SAR(10 g) = 0.074 W/kg

Maximum value of SAR (measured) = 0.134 W/kg



0 dB = 0.134 W/kg = -8.73 dBW/kg

Test Plot 55#: LTE Band 4_Head Right Cheek_Middle_1RB

DUT: MISTICO ONE 4G LTE Smartphone; Type: MISTICO ONE 4G LTE; Serial: 17041180420

Communication System: FDD-LTE; Frequency: 1732.5 MHz; Duty Cycle: 1:1
 Medium parameters used: $f = 1732.5 \text{ MHz}$; $\sigma = 1.345 \text{ S/m}$; $\epsilon_r = 40.571$; $\rho = 1000 \text{ kg/m}^3$;
 Phantom section: Right Section

DASY5 Configuration:


- Probe: EX3DV4 - SN7441; ConvF(8.92, 8.92, 8.92); Calibrated: 2016/11/15;
- Sensor-Surface: 1.4mm (Mechanical Surface Detection)
- Electronics: DAE3 Sn379; Calibrated: 2016/10/4
- Phantom: SAM1; Type: QD000P40CC; Serial: TP:1412
- Measurement SW: DASY52, Version 52.8 (8);

Area Scan (71x121x1): Interpolated grid: $dx=1.500 \text{ mm}$, $dy=1.500 \text{ mm}$
 Maximum value of SAR (interpolated) = 0.270 W/kg

Zoom Scan (5x5x7)/Cube 0: Measurement grid: $dx=8\text{mm}$, $dy=8\text{mm}$, $dz=5\text{mm}$
 Reference Value = 5.861 V/m ; Power Drift = -0.12 dB
 Peak SAR (extrapolated) = 0.284 W/kg

SAR(1 g) = 0.205 W/kg ; SAR(10 g) = 0.142 W/kg

Maximum value of SAR (measured) = 0.250 W/kg



0 dB = 0.250 W/kg = -6.02 dBW/kg

Test Plot 56#: LTE Band 4_Head Right Cheek_Middle_50%RB

DUT: MISTICO ONE 4G LTE Smartphone; Type: MISTICO ONE 4G LTE; Serial: 17041180420

Communication System: FDD-LTE; Frequency: 1732.5 MHz; Duty Cycle: 1:1
 Medium parameters used: $f = 1732.5 \text{ MHz}$; $\sigma = 1.345 \text{ S/m}$; $\epsilon_r = 40.571$; $\rho = 1000 \text{ kg/m}^3$;
 Phantom section: Right Section

DASY5 Configuration:


- Probe: EX3DV4 - SN7441; ConvF(8.92, 8.92, 8.92); Calibrated: 2016/11/15;
- Sensor-Surface: 1.4mm (Mechanical Surface Detection)
- Electronics: DAE3 Sn379; Calibrated: 2016/10/4
- Phantom: SAM1; Type: QD000P40CC; Serial: TP:1412
- Measurement SW: DASY52, Version 52.8 (8);

Area Scan (71x121x1): Interpolated grid: $dx=1.500 \text{ mm}$, $dy=1.500 \text{ mm}$
 Maximum value of SAR (interpolated) = 0.208 W/kg

Zoom Scan (5x5x7)/Cube 0: Measurement grid: $dx=8\text{mm}$, $dy=8\text{mm}$, $dz=5\text{mm}$
 Reference Value = 4.912 V/m; Power Drift = 0.08 dB
 Peak SAR (extrapolated) = 0.208 W/kg

SAR(1 g) = 0.149 W/kg; SAR(10 g) = 0.104 W/kg

Maximum value of SAR (measured) = 0.186 W/kg



0 dB = 0.186 W/kg = -7.30 dBW/kg

Test Plot 57#: LTE Band 4_Head Right Tilt_Middle_1RB

DUT: MISTICO ONE 4G LTE Smartphone; Type: MISTICO ONE 4G LTE; Serial: 17041180420

Communication System: FDD-LTE; Frequency: 1732.5 MHz; Duty Cycle: 1:1
 Medium parameters used: $f = 1732.5 \text{ MHz}$; $\sigma = 1.345 \text{ S/m}$; $\epsilon_r = 40.571$; $\rho = 1000 \text{ kg/m}^3$;
 Phantom section: Right Section

DASY5 Configuration:

- Probe: EX3DV4 - SN7441; ConvF(8.92, 8.92, 8.92); Calibrated: 2016/11/15;
- Sensor-Surface: 1.4mm (Mechanical Surface Detection)
- Electronics: DAE3 Sn379; Calibrated: 2016/10/4
- Phantom: SAM1; Type: QD000P40CC; Serial: TP:1412
- Measurement SW: DASY52, Version 52.8 (8);

Area Scan (71x121x1): Interpolated grid: $dx=1.500 \text{ mm}$, $dy=1.500 \text{ mm}$

Maximum value of SAR (interpolated) = 0.129 W/kg


Zoom Scan (5x5x7)/Cube 0: Measurement grid: $dx=8\text{mm}$, $dy=8\text{mm}$, $dz=5\text{mm}$

Reference Value = 8.210 V/m; Power Drift = 0.01 dB

Peak SAR (extrapolated) = 0.152 W/kg

SAR(1 g) = 0.096 W/kg; SAR(10 g) = 0.061 W/kg

Maximum value of SAR (measured) = 0.128 W/kg



0 dB = 0.128 W/kg = -8.93 dBW/kg

Test Plot 58#: LTE Band 4_Head Right Tilt_Middle_50%RB

DUT: MISTICO ONE 4G LTE Smartphone; Type: MISTICO ONE 4G LTE; Serial: 17041180420

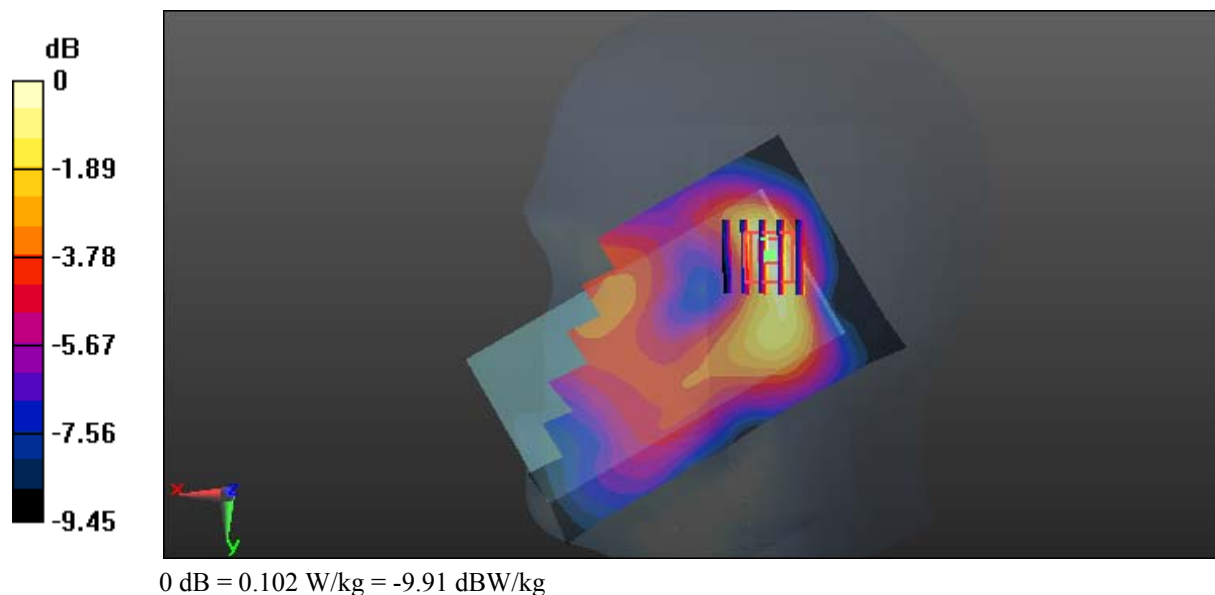
Communication System: FDD-LTE; Frequency: 1732.5 MHz; Duty Cycle: 1:1
 Medium parameters used: $f = 1732.5 \text{ MHz}$; $\sigma = 1.345 \text{ S/m}$; $\epsilon_r = 40.571$; $\rho = 1000 \text{ kg/m}^3$;
 Phantom section: Right Section

DASY5 Configuration:

- Probe: EX3DV4 - SN7441; ConvF(8.92, 8.92, 8.92); Calibrated: 2016/11/15;
- Sensor-Surface: 1.4mm (Mechanical Surface Detection)
- Electronics: DAE3 Sn379; Calibrated: 2016/10/4
- Phantom: SAM1; Type: QD000P40CC; Serial: TP:1412
- Measurement SW: DASY52, Version 52.8 (8);

Area Scan (71x121x1): Interpolated grid: $dx=1.500 \text{ mm}$, $dy=1.500 \text{ mm}$
 Maximum value of SAR (interpolated) = 0.0978 W/kg

Zoom Scan (5x5x7)/Cube 0: Measurement grid: $dx=8\text{mm}$, $dy=8\text{mm}$, $dz=5\text{mm}$
 Reference Value = 7.482 V/m; Power Drift = 0.02 dB
 Peak SAR (extrapolated) = 0.122 W/kg
SAR(1 g) = 0.075 W/kg; SAR(10 g) = 0.048 W/kg
 Maximum value of SAR (measured) = 0.102 W/kg



Test Plot 59#: LTE Band 4_Body Back_Middle_1RB

DUT: MISTICO ONE 4G LTE Smartphone; Type: MISTICO ONE 4G LTE; Serial: 17041180420

Communication System: FDD-LTE; Frequency: 1732.5 MHz; Duty Cycle: 1:1
 Medium parameters used: $f = 1732.5 \text{ MHz}$; $\sigma = 1.526 \text{ S/m}$; $\epsilon_r = 51.849$; $\rho = 1000 \text{ kg/m}^3$;
 Phantom section: Right Section

DASY5 Configuration:

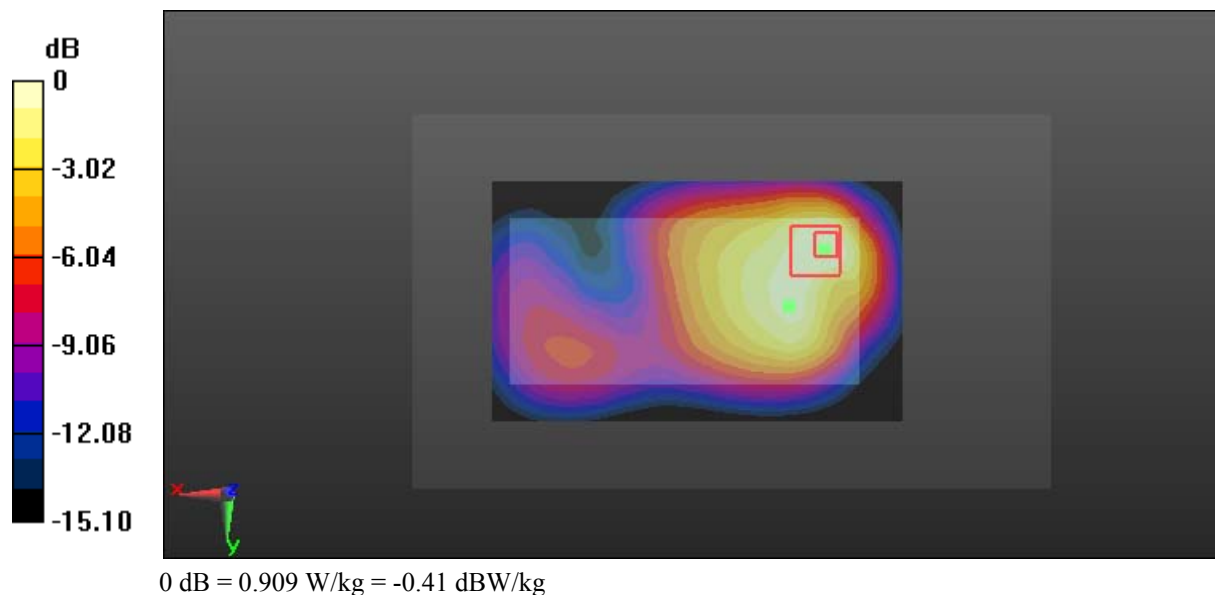
- Probe: EX3DV4 - SN7441; ConvF(8.25, 8.25, 8.25); Calibrated: 2016/11/15;
- Sensor-Surface: 1.4mm (Mechanical Surface Detection)
- Electronics: DAE3 Sn379; Calibrated: 2016/10/4
- Phantom: Triple Flat Phantom 5.1C; Type: QD 000 P51 CA; Serial: 1130
- Measurement SW: DASY52, Version 52.8 (8);

Area Scan (121x71x1): Interpolated grid: $dx=1.500 \text{ mm}$, $dy=1.500 \text{ mm}$
 Maximum value of SAR (interpolated) = 1.04 W/kg

Zoom Scan (5x5x7)/Cube 0: Measurement grid: $dx=8\text{mm}$, $dy=8\text{mm}$, $dz=5\text{mm}$
 Reference Value = 16.96 V/m; Power Drift = -0.01 dB
 Peak SAR (extrapolated) = 1.13 W/kg

SAR(1 g) = 0.660 W/kg; SAR(10 g) = 0.396 W/kg

Maximum value of SAR (measured) = 0.909 W/kg



Test Plot 60#: LTE Band 4_Body Back_Middle_50%RB

DUT: MISTICO ONE 4G LTE Smartphone; Type: MISTICO ONE 4G LTE; Serial: 17041180420

Communication System: FDD-LTE; Frequency: 1732.5 MHz; Duty Cycle: 1:1
 Medium parameters used: $f = 1732.5 \text{ MHz}$; $\sigma = 1.526 \text{ S/m}$; $\epsilon_r = 51.849$; $\rho = 1000 \text{ kg/m}^3$;
 Phantom section: Right Section

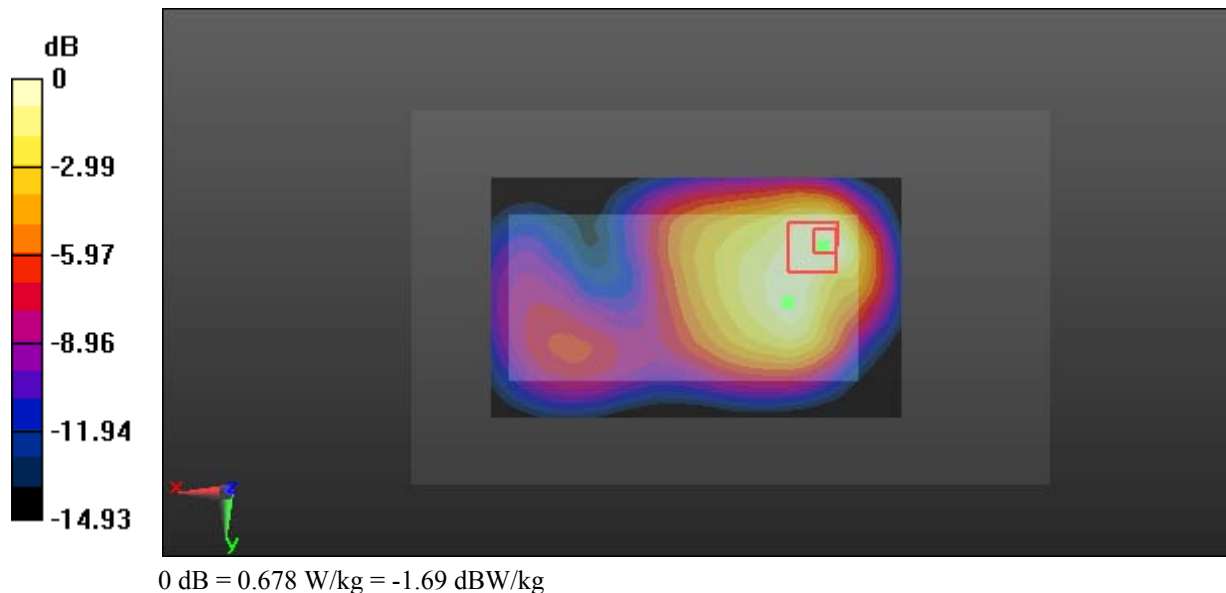
DASY5 Configuration:

- Probe: EX3DV4 - SN7441; ConvF(8.25, 8.25, 8.25); Calibrated: 2016/11/15;
- Sensor-Surface: 1.4mm (Mechanical Surface Detection)
- Electronics: DAE3 Sn379; Calibrated: 2016/10/4
- Phantom: Triple Flat Phantom 5.1C; Type: QD 000 P51 CA; Serial: 1130
- Measurement SW: DASY52, Version 52.8 (8);

Area Scan (121x71x1): Interpolated grid: $dx=1.500 \text{ mm}$, $dy=1.500 \text{ mm}$
 Maximum value of SAR (interpolated) = 0.788 W/kg

Zoom Scan (5x5x7)/Cube 0: Measurement grid: $dx=8\text{mm}$, $dy=8\text{mm}$, $dz=5\text{mm}$
 Reference Value = 14.52 V/m; Power Drift = 0.03 dB
 Peak SAR (extrapolated) = 0.853 W/kg

SAR(1 g) = 0.497 W/kg; SAR(10 g) = 0.300 W/kg
 Maximum value of SAR (measured) = 0.678 W/kg



Test Plot 61#: LTE Band 4_Body Left_Middle_1RB

DUT: MISTICO ONE 4G LTE Smartphone; Type: MISTICO ONE 4G LTE; Serial: 17041180420

Communication System: FDD-LTE; Frequency: 1732.5 MHz; Duty Cycle: 1:1
 Medium parameters used: $f = 1732.5 \text{ MHz}$; $\sigma = 1.526 \text{ S/m}$; $\epsilon_r = 51.849$; $\rho = 1000 \text{ kg/m}^3$;
 Phantom section: Right Section

DASY5 Configuration:


- Probe: EX3DV4 - SN7441; ConvF(8.25, 8.25, 8.25); Calibrated: 2016/11/15;
- Sensor-Surface: 1.4mm (Mechanical Surface Detection)
- Electronics: DAE3 Sn379; Calibrated: 2016/10/4
- Phantom: Triple Flat Phantom 5.1C; Type: QD 000 P51 CA; Serial: 1130
- Measurement SW: DASY52, Version 52.8 (8);

Area Scan (121x41x1): Interpolated grid: $dx=1.500 \text{ mm}$, $dy=1.500 \text{ mm}$
 Maximum value of SAR (interpolated) = 0.382 W/kg

Zoom Scan (5x5x7)/Cube 0: Measurement grid: $dx=8\text{mm}$, $dy=8\text{mm}$, $dz=5\text{mm}$
 Reference Value = 11.14 V/m ; Power Drift = 0.03 dB
 Peak SAR (extrapolated) = 0.437 W/kg

SAR(1 g) = 0.266 W/kg; SAR(10 g) = 0.161 W/kg

Maximum value of SAR (measured) = 0.374 W/kg



Test Plot 62#: LTE Band 4_Body Left_Middle_50%RB

DUT: MISTICO ONE 4G LTE Smartphone; Type: MISTICO ONE 4G LTE; Serial: 17041180420

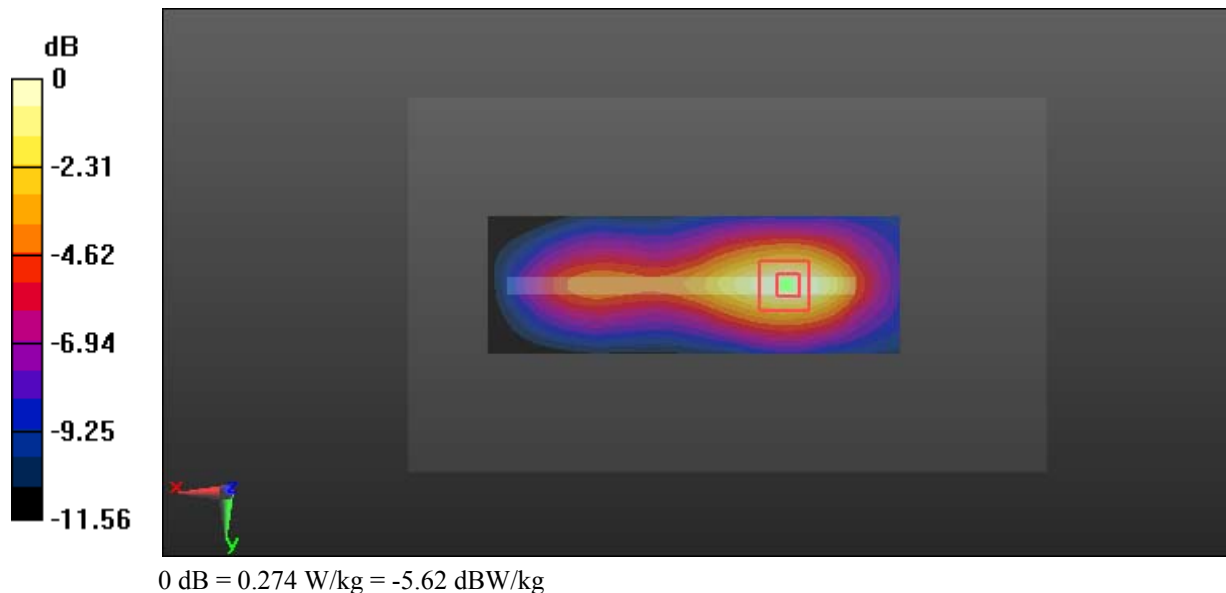
Communication System: FDD-LTE; Frequency: 1732.5 MHz; Duty Cycle: 1:1
 Medium parameters used: $f = 1732.5 \text{ MHz}$; $\sigma = 1.526 \text{ S/m}$; $\epsilon_r = 51.849$; $\rho = 1000 \text{ kg/m}^3$;
 Phantom section: Right Section

DASY5 Configuration:

- Probe: EX3DV4 - SN7441; ConvF(8.25, 8.25, 8.25); Calibrated: 2016/11/15;
- Sensor-Surface: 1.4mm (Mechanical Surface Detection)
- Electronics: DAE3 Sn379; Calibrated: 2016/10/4
- Phantom: Triple Flat Phantom 5.1C; Type: QD 000 P51 CA; Serial: 1130
- Measurement SW: DASY52, Version 52.8 (8);

Area Scan (121x41x1): Interpolated grid: $dx=1.500 \text{ mm}$, $dy=1.500 \text{ mm}$
 Maximum value of SAR (interpolated) = 0.292 W/kg

Zoom Scan (5x5x7)/Cube 0: Measurement grid: $dx=8\text{mm}$, $dy=8\text{mm}$, $dz=5\text{mm}$
 Reference Value = 9.736 V/m; Power Drift = -0.02 dB
 Peak SAR (extrapolated) = 0.316 W/kg
SAR(1 g) = 0.198 W/kg; SAR(10 g) = 0.122 W/kg
 Maximum value of SAR (measured) = 0.274 W/kg



Test Plot 63#: LTE Band 4_Body Right_Middle_1RB

DUT: MISTICO ONE 4G LTE Smartphone; Type: MISTICO ONE 4G LTE; Serial: 17041180420

Communication System: FDD-LTE; Frequency: 1732.5 MHz; Duty Cycle: 1:1
 Medium parameters used: $f = 1732.5$ MHz; $\sigma = 1.526$ S/m; $\epsilon_r = 51.849$; $\rho = 1000$ kg/m³ ;
 Phantom section: Right Section


DASY5 Configuration:

- Probe: EX3DV4 - SN7441; ConvF(8.25, 8.25, 8.25); Calibrated: 2016/11/15;
- Sensor-Surface: 1.4mm (Mechanical Surface Detection)
- Electronics: DAE3 Sn379; Calibrated: 2016/10/4
- Phantom: Triple Flat Phantom 5.1C; Type: QD 000 P51 CA; Serial: 1130
- Measurement SW: DASY52, Version 52.8 (8);

Area Scan (121x41x1): Interpolated grid: $dx=1.500$ mm, $dy=1.500$ mm
 Maximum value of SAR (interpolated) = 0.194 W/kg

Zoom Scan (5x5x7)/Cube 0: Measurement grid: $dx=8$ mm, $dy=8$ mm, $dz=5$ mm
 Reference Value = 8.644 V/m; Power Drift = -0.03 dB
 Peak SAR (extrapolated) = 0.222 W/kg

SAR(1 g) = 0.140 W/kg; SAR(10 g) = 0.091 W/kg
 Maximum value of SAR (measured) = 0.192 W/kg



Test Plot 64#: LTE Band 4_Body Right_Middle_50%RB

DUT: MISTICO ONE 4G LTE Smartphone; Type: MISTICO ONE 4G LTE; Serial: 17041180420

Communication System: FDD-LTE; Frequency: 1732.5 MHz; Duty Cycle: 1:1
 Medium parameters used: $f = 1732.5 \text{ MHz}$; $\sigma = 1.526 \text{ S/m}$; $\epsilon_r = 51.849$; $\rho = 1000 \text{ kg/m}^3$;
 Phantom section: Right Section

DASY5 Configuration:

- Probe: EX3DV4 - SN7441; ConvF(8.25, 8.25, 8.25); Calibrated: 2016/11/15;
- Sensor-Surface: 1.4mm (Mechanical Surface Detection)
- Electronics: DAE3 Sn379; Calibrated: 2016/10/4
- Phantom: Triple Flat Phantom 5.1C; Type: QD 000 P51 CA; Serial: 1130
- Measurement SW: DASY52, Version 52.8 (8);

Area Scan (121x41x1): Interpolated grid: $dx=1.500 \text{ mm}$, $dy=1.500 \text{ mm}$

Maximum value of SAR (interpolated) = 0.142 W/kg

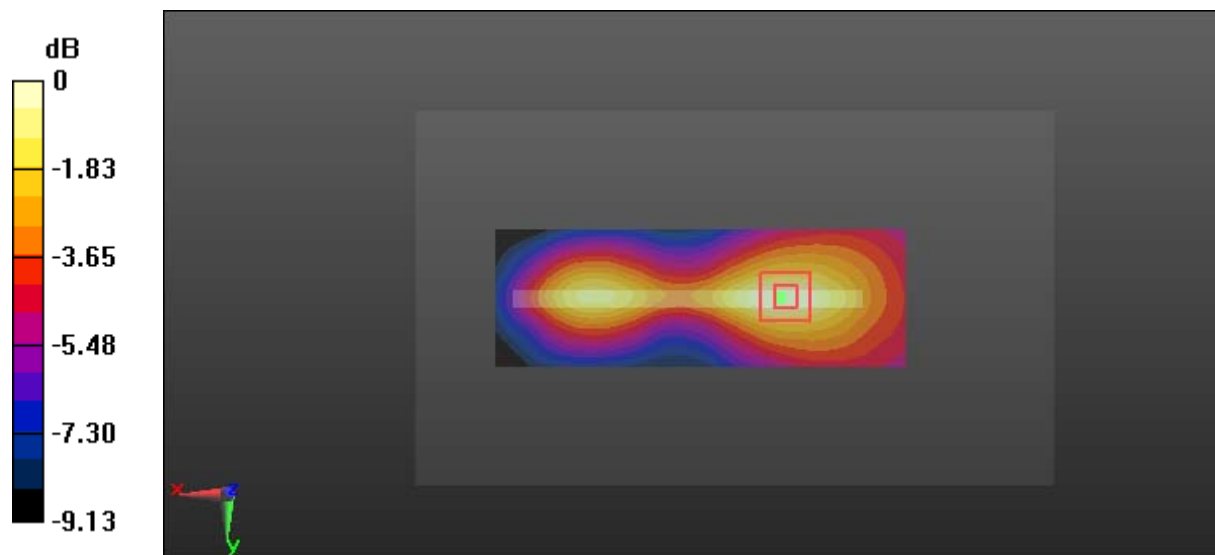
Zoom Scan (5x5x7)/Cube 0: Measurement grid: $dx=8\text{mm}$, $dy=8\text{mm}$, $dz=5\text{mm}$

Reference Value = 7.562 V/m; Power Drift = -0.06 dB

Peak SAR (extrapolated) = 0.164 W/kg

SAR(1 g) = 0.104 W/kg; SAR(10 g) = 0.070 W/kg

Maximum value of SAR (measured) = 0.141 W/kg



0 dB = 0.141 W/kg = -8.51 dBW/kg

Test Plot 65#: LTE Band 4_Body Bottom_Middle_1RB

DUT: MISTICO ONE 4G LTE Smartphone; Type: MISTICO ONE 4G LTE; Serial: 17041180420

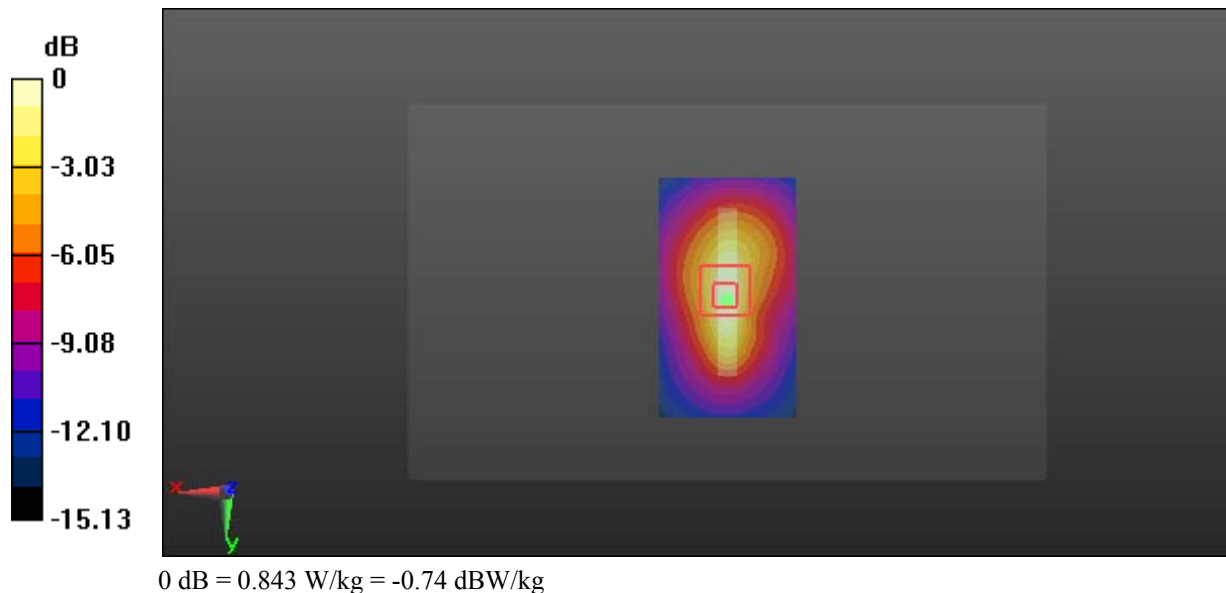
Communication System: FDD-LTE; Frequency: 1732.5 MHz; Duty Cycle: 1:1
 Medium parameters used: $f = 1732.5$ MHz; $\sigma = 1.526$ S/m; $\epsilon_r = 51.849$; $\rho = 1000$ kg/m³ ;
 Phantom section: Right Section

DASY5 Configuration:

- Probe: EX3DV4 - SN7441; ConvF(8.25, 8.25, 8.25); Calibrated: 2016/11/15;
- Sensor-Surface: 1.4mm (Mechanical Surface Detection)
- Electronics: DAE3 Sn379; Calibrated: 2016/10/4
- Phantom: Triple Flat Phantom 5.1C; Type: QD 000 P51 CA; Serial: 1130
- Measurement SW: DASY52, Version 52.8 (8);

Area Scan (41x71x1): Interpolated grid: dx=1.500 mm, dy=1.500 mm
 Maximum value of SAR (interpolated) = 0.829 W/kg

Zoom Scan (5x5x7)/Cube 0: Measurement grid: dx=8mm, dy=8mm, dz=5mm
 Reference Value = 20.63 V/m; Power Drift = -0.05 dB
 Peak SAR (extrapolated) = 0.970 W/kg
SAR(1 g) = 0.574 W/kg; SAR(10 g) = 0.326 W/kg
 Maximum value of SAR (measured) = 0.843 W/kg



Test Plot 66#: LTE Band 4_Body Bottom_Middle_50%RB

DUT: MISTICO ONE 4G LTE Smartphone; Type: MISTICO ONE 4G LTE; Serial: 17041180420

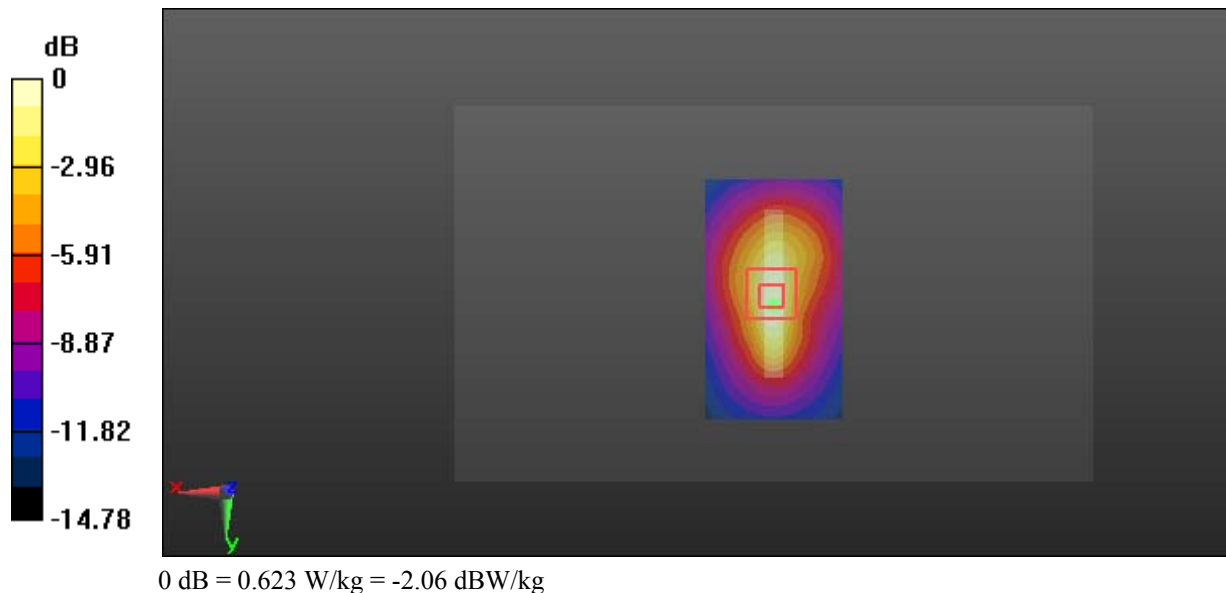
Communication System: FDD-LTE; Frequency: 1732.5 MHz; Duty Cycle: 1:1
 Medium parameters used: $f = 1732.5$ MHz; $\sigma = 1.526$ S/m; $\epsilon_r = 51.849$; $\rho = 1000$ kg/m³ ;
 Phantom section: Right Section

DASY5 Configuration:

- Probe: EX3DV4 - SN7441; ConvF(8.25, 8.25, 8.25); Calibrated: 2016/11/15;
- Sensor-Surface: 1.4mm (Mechanical Surface Detection)
- Electronics: DAE3 Sn379; Calibrated: 2016/10/4
- Phantom: Triple Flat Phantom 5.1C; Type: QD 000 P51 CA; Serial: 1130
- Measurement SW: DASY52, Version 52.8 (8);

Area Scan (41x71x1): Interpolated grid: dx=1.500 mm, dy=1.500 mm
 Maximum value of SAR (interpolated) = 0.639 W/kg

Zoom Scan (5x5x7)/Cube 0: Measurement grid: dx=8mm, dy=8mm, dz=5mm
 Reference Value = 17.88 V/m; Power Drift = -0.06 dB
 Peak SAR (extrapolated) = 0.721 W/kg
SAR(1 g) = 0.430 W/kg; SAR(10 g) = 0.245 W/kg
 Maximum value of SAR (measured) = 0.623 W/kg



Test Plot 67#: LTE Band 5_Head Left Cheek_Middle_1RB

DUT: MISTICO ONE 4G LTE Smartphone; Type: MISTICO ONE 4G LTE; Serial: 17041180420

Communication System: FDD-LTE; Frequency: 836.5 MHz; Duty Cycle: 1:1
 Medium parameters used: $f = 836.5 \text{ MHz}$; $\sigma = 0.882 \text{ S/m}$; $\epsilon_r = 41.465$; $\rho = 1000 \text{ kg/m}^3$;
 Phantom section: Left Section

DASY5 Configuration:


- Probe: EX3DV4 - SN7441; ConvF(10.22, 10.22, 10.22); Calibrated: 2016/11/15;
- Sensor-Surface: 1.4mm (Mechanical Surface Detection)
- Electronics: DAE3 Sn379; Calibrated: 2016/10/4
- Phantom: SAM1; Type: QD000P40CC; Serial: TP:1412
- Measurement SW: DASY52, Version 52.8 (8);

Area Scan (71x121x1): Interpolated grid: $dx=1.500 \text{ mm}$, $dy=1.500 \text{ mm}$
 Maximum value of SAR (interpolated) = 0.101 W/kg

Zoom Scan (5x5x7)/Cube 0: Measurement grid: $dx=8\text{mm}$, $dy=8\text{mm}$, $dz=5\text{mm}$
 Reference Value = 3.573 V/m; Power Drift = 0.04 dB
 Peak SAR (extrapolated) = 0.115 W/kg

SAR(1 g) = 0.087 W/kg; SAR(10 g) = 0.067 W/kg

Maximum value of SAR (measured) = 0.105 W/kg



0 dB = 0.105 W/kg = -9.79 dBW/kg

Test Plot 68#: LTE Band 5_Head Left Cheek_Middle_50%RB**DUT: MISTICO ONE 4G LTE Smartphone; Type: MISTICO ONE 4G LTE; Serial: 17041180420**

Communication System: FDD-LTE; Frequency: 836.5 MHz; Duty Cycle: 1:1
Medium parameters used: $f = 836.5$ MHz; $\sigma = 0.882$ S/m; $\epsilon_r = 41.465$; $\rho = 1000$ kg/m³ ;
Phantom section: Left Section

DASY5 Configuration:

- Probe: EX3DV4 - SN7441; ConvF(10.22, 10.22, 10.22); Calibrated: 2016/11/15;
- Sensor-Surface: 1.4mm (Mechanical Surface Detection)
- Electronics: DAE3 Sn379; Calibrated: 2016/10/4
- Phantom: SAM1; Type: QD000P40CC; Serial: TP:1412
- Measurement SW: DASY52, Version 52.8 (8);

Area Scan (71x121x1): Interpolated grid: dx=1.500 mm, dy=1.500 mm

Maximum value of SAR (interpolated) = 0.0824 W/kg


Zoom Scan (5x5x7)/Cube 0: Measurement grid: dx=8mm, dy=8mm, dz=5mm

Reference Value = 2.775 V/m; Power Drift = 1.32 dB

Peak SAR (extrapolated) = 0.0930 W/kg

SAR(1 g) = 0.072 W/kg; SAR(10 g) = 0.056 W/kg

Maximum value of SAR (measured) = 0.0842 W/kg



0 dB = 0.0842 W/kg = -10.75 dBW/kg

Test Plot 69#: LTE Band 5_Head Left Tilt_Middle_1RB

DUT: MISTICO ONE 4G LTE Smartphone; Type: MISTICO ONE 4G LTE; Serial: 17041180420

Communication System: FDD-LTE; Frequency: 836.5 MHz; Duty Cycle: 1:1
 Medium parameters used: $f = 836.5 \text{ MHz}$; $\sigma = 0.882 \text{ S/m}$; $\epsilon_r = 41.465$; $\rho = 1000 \text{ kg/m}^3$;
 Phantom section: Left Section

DASY5 Configuration:


- Probe: EX3DV4 - SN7441; ConvF(10.22, 10.22, 10.22); Calibrated: 2016/11/15;
- Sensor-Surface: 1.4mm (Mechanical Surface Detection)
- Electronics: DAE3 Sn379; Calibrated: 2016/10/4
- Phantom: SAM1; Type: QD000P40CC; Serial: TP:1412
- Measurement SW: DASY52, Version 52.8 (8);

Area Scan (71x121x1): Interpolated grid: $dx=1.500 \text{ mm}$, $dy=1.500 \text{ mm}$
 Maximum value of SAR (interpolated) = 0.0625 W/kg

Zoom Scan (5x5x7)/Cube 0: Measurement grid: $dx=8\text{mm}$, $dy=8\text{mm}$, $dz=5\text{mm}$
 Reference Value = 4.901 V/m; Power Drift = 0.15 dB
 Peak SAR (extrapolated) = 0.0700 W/kg

SAR(1 g) = 0.054 W/kg; SAR(10 g) = 0.042 W/kg

Maximum value of SAR (measured) = 0.0643 W/kg



0 dB = 0.0643 W/kg = -11.92 dBW/kg

Test Plot 70#: LTE Band 5_Head Left Tilt_Middle_50%RB

DUT: MISTICO ONE 4G LTE Smartphone; Type: MISTICO ONE 4G LTE; Serial: 17041180420

Communication System: FDD-LTE; Frequency: 836.5 MHz; Duty Cycle: 1:1
 Medium parameters used: $f = 836.5 \text{ MHz}$; $\sigma = 0.882 \text{ S/m}$; $\epsilon_r = 41.465$; $\rho = 1000 \text{ kg/m}^3$;
 Phantom section: Left Section

DASY5 Configuration:


- Probe: EX3DV4 - SN7441; ConvF(10.22, 10.22, 10.22); Calibrated: 2016/11/15;
- Sensor-Surface: 1.4mm (Mechanical Surface Detection)
- Electronics: DAE3 Sn379; Calibrated: 2016/10/4
- Phantom: SAM1; Type: QD000P40CC; Serial: TP:1412
- Measurement SW: DASY52, Version 52.8 (8);

Area Scan (71x121x1): Interpolated grid: $dx=1.500 \text{ mm}$, $dy=1.500 \text{ mm}$
 Maximum value of SAR (interpolated) = 0.0512 W/kg

Zoom Scan (5x5x7)/Cube 0: Measurement grid: $dx=8\text{mm}$, $dy=8\text{mm}$, $dz=5\text{mm}$
 Reference Value = 4.591 V/m; Power Drift = 0.25 dB
 Peak SAR (extrapolated) = 0.0570 W/kg

SAR(1 g) = 0.044 W/kg; SAR(10 g) = 0.035 W/kg

Maximum value of SAR (measured) = 0.0521 W/kg



0 dB = 0.0521 W/kg = -12.83 dBW/kg

Test Plot 71#: LTE Band 5_Head Right Cheek_Middle_1RB

DUT: MISTICO ONE 4G LTE Smartphone; Type: MISTICO ONE 4G LTE; Serial: 17041180420

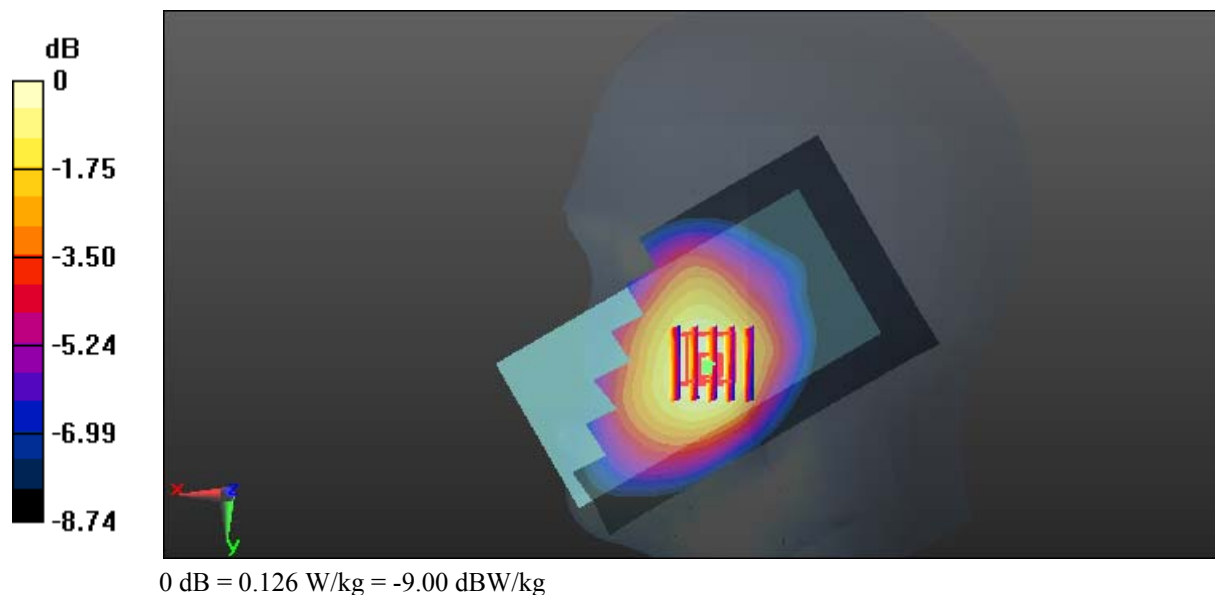
Communication System: FDD-LTE; Frequency: 836.5 MHz; Duty Cycle: 1:1
 Medium parameters used: $f = 836.5 \text{ MHz}$; $\sigma = 0.882 \text{ S/m}$; $\epsilon_r = 41.465$; $\rho = 1000 \text{ kg/m}^3$;
 Phantom section: Right Section

DASY5 Configuration:

- Probe: EX3DV4 - SN7441; ConvF(10.22, 10.22, 10.22); Calibrated: 2016/11/15;
- Sensor-Surface: 1.4mm (Mechanical Surface Detection)
- Electronics: DAE3 Sn379; Calibrated: 2016/10/4
- Phantom: SAM1; Type: QD000P40CC; Serial: TP:1412
- Measurement SW: DASY52, Version 52.8 (8);

Area Scan (71x121x1): Interpolated grid: $dx=1.500 \text{ mm}$, $dy=1.500 \text{ mm}$
 Maximum value of SAR (interpolated) = 0.132 W/kg

Zoom Scan (5x5x7)/Cube 0: Measurement grid: $dx=8\text{mm}$, $dy=8\text{mm}$, $dz=5\text{mm}$
 Reference Value = 2.537 V/m; Power Drift = 2.57 dB
 Peak SAR (extrapolated) = 0.141 W/kg
SAR(1 g) = 0.104 W/kg; SAR(10 g) = 0.079 W/kg
 Maximum value of SAR (measured) = 0.126 W/kg



Test Plot 72#: LTE Band 5_Head Right Cheek_Middle_50%RB

DUT: MISTICO ONE 4G LTE Smartphone; Type: MISTICO ONE 4G LTE; Serial: 17041180420

Communication System: FDD-LTE; Frequency: 836.5 MHz; Duty Cycle: 1:1
 Medium parameters used: $f = 836.5 \text{ MHz}$; $\sigma = 0.882 \text{ S/m}$; $\epsilon_r = 41.465$; $\rho = 1000 \text{ kg/m}^3$;
 Phantom section: Right Section

DASY5 Configuration:


- Probe: EX3DV4 - SN7441; ConvF(10.22, 10.22, 10.22); Calibrated: 2016/11/15;
- Sensor-Surface: 1.4mm (Mechanical Surface Detection)
- Electronics: DAE3 Sn379; Calibrated: 2016/10/4
- Phantom: SAM1; Type: QD000P40CC; Serial: TP:1412
- Measurement SW: DASY52, Version 52.8 (8);

Area Scan (71x121x1): Interpolated grid: $dx=1.500 \text{ mm}$, $dy=1.500 \text{ mm}$
 Maximum value of SAR (interpolated) = 0.108 W/kg

Zoom Scan (5x5x7)/Cube 0: Measurement grid: $dx=8\text{mm}$, $dy=8\text{mm}$, $dz=5\text{mm}$
 Reference Value = 2.531 V/m; Power Drift = 0.78 dB
 Peak SAR (extrapolated) = 0.112 W/kg

SAR(1 g) = 0.083 W/kg; SAR(10 g) = 0.063 W/kg

Maximum value of SAR (measured) = 0.100 W/kg



0 dB = 0.100 W/kg = -10.00 dBW/kg

Test Plot 73#: LTE Band 5_Head Right Tilt_Middle_1RB

DUT: MISTICO ONE 4G LTE Smartphone; Type: MISTICO ONE 4G LTE; Serial: 17041180420

Communication System: FDD-LTE; Frequency: 836.5 MHz; Duty Cycle: 1:1
 Medium parameters used: $f = 836.5 \text{ MHz}$; $\sigma = 0.882 \text{ S/m}$; $\epsilon_r = 41.465$; $\rho = 1000 \text{ kg/m}^3$;
 Phantom section: Right Section

DASY5 Configuration:


- Probe: EX3DV4 - SN7441; ConvF(10.22, 10.22, 10.22); Calibrated: 2016/11/15;
- Sensor-Surface: 1.4mm (Mechanical Surface Detection)
- Electronics: DAE3 Sn379; Calibrated: 2016/10/4
- Phantom: SAM1; Type: QD000P40CC; Serial: TP:1412
- Measurement SW: DASY52, Version 52.8 (8);

Area Scan (71x121x1): Interpolated grid: $dx=1.500 \text{ mm}$, $dy=1.500 \text{ mm}$
 Maximum value of SAR (interpolated) = 0.0478 W/kg

Zoom Scan (5x5x7)/Cube 0: Measurement grid: $dx=8\text{mm}$, $dy=8\text{mm}$, $dz=5\text{mm}$
 Reference Value = 3.766 V/m; Power Drift = 0.97 dB
 Peak SAR (extrapolated) = 0.0490 W/kg

SAR(1 g) = 0.039 W/kg; SAR(10 g) = 0.032 W/kg

Maximum value of SAR (measured) = 0.0458 W/kg



0 dB = 0.0458 W/kg = -13.39 dBW/kg

Test Plot 74#: LTE Band 5_Head Right Tilt_Middle_50%RB**DUT: MISTICO ONE 4G LTE Smartphone; Type: MISTICO ONE 4G LTE; Serial: 17041180420**

Communication System: FDD-LTE; Frequency: 836.5 MHz; Duty Cycle: 1:1
Medium parameters used: $f = 836.5$ MHz; $\sigma = 0.882$ S/m; $\epsilon_r = 41.465$; $\rho = 1000$ kg/m³ ;
Phantom section: Right Section

DASY5 Configuration:

- Probe: EX3DV4 - SN7441; ConvF(10.22, 10.22, 10.22); Calibrated: 2016/11/15;
- Sensor-Surface: 1.4mm (Mechanical Surface Detection)
- Electronics: DAE3 Sn379; Calibrated: 2016/10/4
- Phantom: SAM1; Type: QD000P40CC; Serial: TP:1412
- Measurement SW: DASY52, Version 52.8 (8);

Area Scan (71x121x1): Interpolated grid: dx=1.500 mm, dy=1.500 mm

Maximum value of SAR (interpolated) = 0.0439 W/kg


Zoom Scan (5x5x7)/Cube 0: Measurement grid: dx=8mm, dy=8mm, dz=5mm

Reference Value = 4.187 V/m; Power Drift = 0.10 dB

Peak SAR (extrapolated) = 0.0420 W/kg

SAR(1 g) = 0.033 W/kg; SAR(10 g) = 0.026 W/kg

Maximum value of SAR (measured) = 0.0378 W/kg



0 dB = 0.0378 W/kg = -14.23 dBW/kg

Test Plot 75#: LTE Band 5_Body Back_Middle_1RB

DUT: MISTICO ONE 4G LTE Smartphone; Type: MISTICO ONE 4G LTE; Serial: 17041180420

Communication System: FDD-LTE; Frequency: 836.5 MHz; Duty Cycle: 1:1
 Medium parameters used: $f = 836.5 \text{ MHz}$; $\sigma = 0.994 \text{ S/m}$; $\epsilon_r = 54.298$; $\rho = 1000 \text{ kg/m}^3$;
 Phantom section: Right Section

DASY5 Configuration:

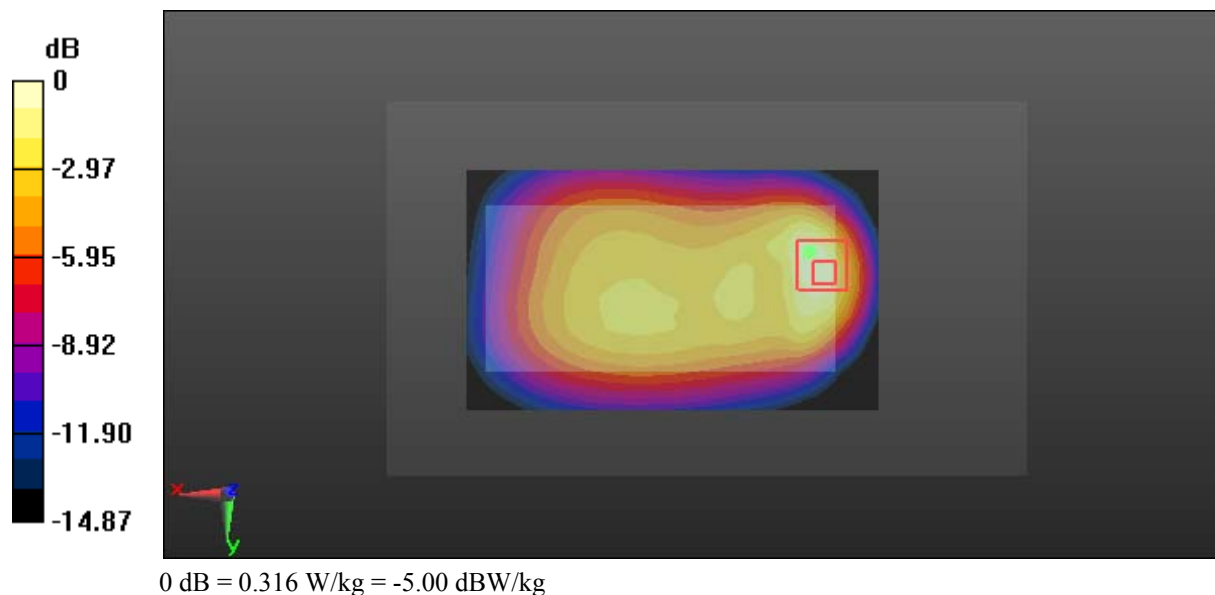
- Probe: EX3DV4 - SN7441; ConvF(9.85, 9.85, 9.85); Calibrated: 2016/11/15;
- Sensor-Surface: 1.4mm (Mechanical Surface Detection)
- Electronics: DAE3 Sn379; Calibrated: 2016/10/4
- Phantom: Triple Flat Phantom 5.1C; Type: QD 000 P51 CA; Serial: 1130
- Measurement SW: DASY52, Version 52.8 (8);

Area Scan (121x71x1): Interpolated grid: $dx=1.500 \text{ mm}$, $dy=1.500 \text{ mm}$
 Maximum value of SAR (interpolated) = 0.282 W/kg

Zoom Scan (5x5x7)/Cube 0: Measurement grid: $dx=8\text{mm}$, $dy=8\text{mm}$, $dz=5\text{mm}$
 Reference Value = 11.84 V/m; Power Drift = 0.04 dB
 Peak SAR (extrapolated) = 0.397 W/kg

SAR(1 g) = 0.215 W/kg; SAR(10 g) = 0.117 W/kg

Maximum value of SAR (measured) = 0.316 W/kg



Test Plot 76#: LTE Band 5_Body Back_Middle_50%RB

DUT: MISTICO ONE 4G LTE Smartphone; Type: MISTICO ONE 4G LTE; Serial: 17041180420

Communication System: FDD-LTE; Frequency: 836.5 MHz; Duty Cycle: 1:1
 Medium parameters used: $f = 836.5 \text{ MHz}$; $\sigma = 0.994 \text{ S/m}$; $\epsilon_r = 54.298$; $\rho = 1000 \text{ kg/m}^3$;
 Phantom section: Right Section

DASY5 Configuration:

- Probe: EX3DV4 - SN7441; ConvF(9.85, 9.85, 9.85); Calibrated: 2016/11/15;
- Sensor-Surface: 1.4mm (Mechanical Surface Detection)
- Electronics: DAE3 Sn379; Calibrated: 2016/10/4
- Phantom: Triple Flat Phantom 5.1C; Type: QD 000 P51 CA; Serial: 1130
- Measurement SW: DASY52, Version 52.8 (8);

Area Scan (121x71x1): Interpolated grid: $dx=1.500 \text{ mm}$, $dy=1.500 \text{ mm}$

Maximum value of SAR (interpolated) = 0.218 W/kg

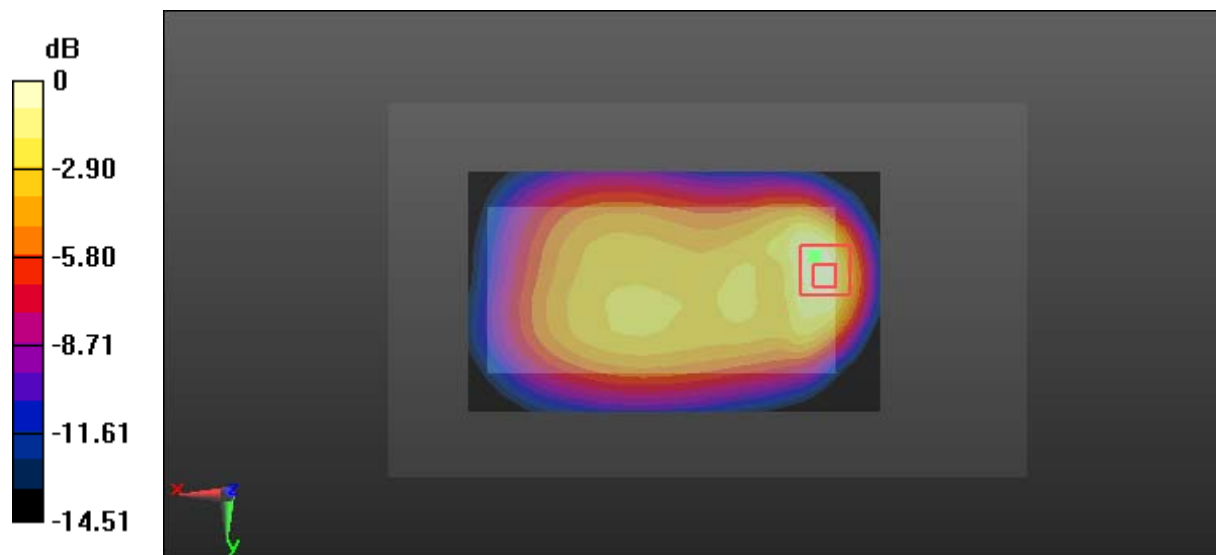
Zoom Scan (5x5x7)/Cube 0: Measurement grid: $dx=8\text{mm}$, $dy=8\text{mm}$, $dz=5\text{mm}$

Reference Value = 10.36 V/m; Power Drift = 0.01 dB

Peak SAR (extrapolated) = 0.320 W/kg

SAR(1 g) = 0.171 W/kg; SAR(10 g) = 0.093 W/kg

Maximum value of SAR (measured) = 0.242 W/kg



0 dB = 0.242 W/kg = -6.16 dBW/kg

Test Plot 77#: LTE Band 5_Body Left_Middle_1RB

DUT: MISTICO ONE 4G LTE Smartphone; Type: MISTICO ONE 4G LTE; Serial: 17041180420

Communication System: FDD-LTE; Frequency: 836.5 MHz; Duty Cycle: 1:1
 Medium parameters used: $f = 836.5 \text{ MHz}$; $\sigma = 0.994 \text{ S/m}$; $\epsilon_r = 54.298$; $\rho = 1000 \text{ kg/m}^3$;
 Phantom section: Right Section

DASY5 Configuration:


- Probe: EX3DV4 - SN7441; ConvF(9.85, 9.85, 9.85); Calibrated: 2016/11/15;
- Sensor-Surface: 1.4mm (Mechanical Surface Detection)
- Electronics: DAE3 Sn379; Calibrated: 2016/10/4
- Phantom: Triple Flat Phantom 5.1C; Type: QD 000 P51 CA; Serial: 1130
- Measurement SW: DASY52, Version 52.8 (8);

Area Scan (121x41x1): Interpolated grid: $dx=1.500 \text{ mm}$, $dy=1.500 \text{ mm}$
 Maximum value of SAR (interpolated) = 0.0680 W/kg

Zoom Scan (5x5x7)/Cube 0: Measurement grid: $dx=8\text{mm}$, $dy=8\text{mm}$, $dz=5\text{mm}$
 Reference Value = 5.130 V/m ; Power Drift = -0.01 dB
 Peak SAR (extrapolated) = 0.0740 W/kg

SAR(1 g) = 0.051 W/kg; SAR(10 g) = 0.035 W/kg

Maximum value of SAR (measured) = 0.0662 W/kg



0 dB = $0.0662 \text{ W/kg} = -11.79 \text{ dBW/kg}$

Test Plot 78#: LTE Band 5_Body Left_Middle_50%RB

DUT: MISTICO ONE 4G LTE Smartphone; Type: MISTICO ONE 4G LTE; Serial: 17041180420

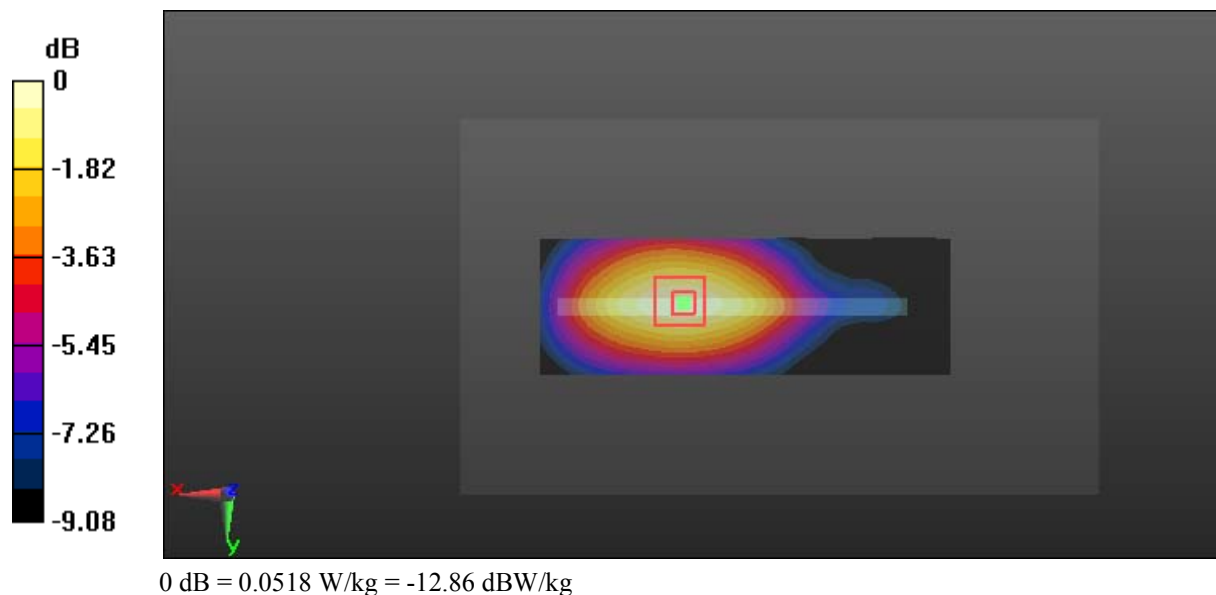
Communication System: FDD-LTE; Frequency: 836.5 MHz; Duty Cycle: 1:1
 Medium parameters used: $f = 836.5 \text{ MHz}$; $\sigma = 0.994 \text{ S/m}$; $\epsilon_r = 54.298$; $\rho = 1000 \text{ kg/m}^3$;
 Phantom section: Right Section

DASY5 Configuration:

- Probe: EX3DV4 - SN7441; ConvF(9.85, 9.85, 9.85); Calibrated: 2016/11/15;
- Sensor-Surface: 1.4mm (Mechanical Surface Detection)
- Electronics: DAE3 Sn379; Calibrated: 2016/10/4
- Phantom: Triple Flat Phantom 5.1C; Type: QD 000 P51 CA; Serial: 1130
- Measurement SW: DASY52, Version 52.8 (8);

Area Scan (121x41x1): Interpolated grid: $dx=1.500 \text{ mm}$, $dy=1.500 \text{ mm}$
 Maximum value of SAR (interpolated) = 0.0509 W/kg

Zoom Scan (5x5x7)/Cube 0: Measurement grid: $dx=8\text{mm}$, $dy=8\text{mm}$, $dz=5\text{mm}$
 Reference Value = 4.425 V/m; Power Drift = 0.18 dB
 Peak SAR (extrapolated) = 0.0580 W/kg
SAR(1 g) = 0.039 W/kg; SAR(10 g) = 0.027 W/kg
 Maximum value of SAR (measured) = 0.0518 W/kg



Test Plot 79#: LTE Band 5_Body Right_Middle_1RB**DUT: MISTICO ONE 4G LTE Smartphone; Type: MISTICO ONE 4G LTE; Serial: 17041180420**

Communication System: FDD-LTE; Frequency: 836.5 MHz; Duty Cycle: 1:1
Medium parameters used: $f = 836.5$ MHz; $\sigma = 0.994$ S/m; $\epsilon_r = 54.298$; $\rho = 1000$ kg/m³ ;
Phantom section: Right Section

DASY5 Configuration:

- Probe: EX3DV4 - SN7441; ConvF(9.85, 9.85, 9.85); Calibrated: 2016/11/15;
- Sensor-Surface: 1.4mm (Mechanical Surface Detection)
- Electronics: DAE3 Sn379; Calibrated: 2016/10/4
- Phantom: Triple Flat Phantom 5.1C; Type: QD 000 P51 CA; Serial: 1130
- Measurement SW: DASY52, Version 52.8 (8);

Area Scan (121x41x1): Interpolated grid: dx=1.500 mm, dy=1.500 mm

Maximum value of SAR (interpolated) = 0.172 W/kg


Zoom Scan (5x5x7)/Cube 0: Measurement grid: dx=8mm, dy=8mm, dz=5mm

Reference Value = 9.867 V/m; Power Drift = -0.00 dB

Peak SAR (extrapolated) = 0.195 W/kg

SAR(1 g) = 0.133 W/kg; SAR(10 g) = 0.091 W/kg

Maximum value of SAR (measured) = 0.175 W/kg



Test Plot 80#: LTE Band 5_Body Right_Middle_50%RB

DUT: MISTICO ONE 4G LTE Smartphone; Type: MISTICO ONE 4G LTE; Serial: 17041180420

Communication System: FDD-LTE; Frequency: 836.5 MHz; Duty Cycle: 1:1
 Medium parameters used: $f = 836.5 \text{ MHz}$; $\sigma = 0.994 \text{ S/m}$; $\epsilon_r = 54.298$; $\rho = 1000 \text{ kg/m}^3$;
 Phantom section: Right Section

DASY5 Configuration:


- Probe: EX3DV4 - SN7441; ConvF(9.85, 9.85, 9.85); Calibrated: 2016/11/15;
- Sensor-Surface: 1.4mm (Mechanical Surface Detection)
- Electronics: DAE3 Sn379; Calibrated: 2016/10/4
- Phantom: Triple Flat Phantom 5.1C; Type: QD 000 P51 CA; Serial: 1130
- Measurement SW: DASY52, Version 52.8 (8);

Area Scan (121x41x1): Interpolated grid: $dx=1.500 \text{ mm}$, $dy=1.500 \text{ mm}$
 Maximum value of SAR (interpolated) = 0.135 W/kg

Zoom Scan (5x5x7)/Cube 0: Measurement grid: $dx=8\text{mm}$, $dy=8\text{mm}$, $dz=5\text{mm}$
 Reference Value = 8.799 V/m; Power Drift = -0.07 dB
 Peak SAR (extrapolated) = 0.153 W/kg

SAR(1 g) = 0.104 W/kg; SAR(10 g) = 0.072 W/kg

Maximum value of SAR (measured) = 0.136 W/kg



0 dB = 0.136 W/kg = -8.66 dBW/kg

Test Plot 81#: LTE Band 5_Body Bottom_Middle_1RB

DUT: MISTICO ONE 4G LTE Smartphone; Type: MISTICO ONE 4G LTE; Serial: 17041180420

Communication System: FDD-LTE; Frequency: 836.5 MHz; Duty Cycle: 1:1
 Medium parameters used: $f = 836.5 \text{ MHz}$; $\sigma = 0.994 \text{ S/m}$; $\epsilon_r = 54.298$; $\rho = 1000 \text{ kg/m}^3$;
 Phantom section: Right Section

DASY5 Configuration:


- Probe: EX3DV4 - SN7441; ConvF(9.85, 9.85, 9.85); Calibrated: 2016/11/15;
- Sensor-Surface: 1.4mm (Mechanical Surface Detection)
- Electronics: DAE3 Sn379; Calibrated: 2016/10/4
- Phantom: Triple Flat Phantom 5.1C; Type: QD 000 P51 CA; Serial: 1130
- Measurement SW: DASY52, Version 52.8 (8);

Area Scan (41x71x1): Interpolated grid: $dx=1.500 \text{ mm}$, $dy=1.500 \text{ mm}$
 Maximum value of SAR (interpolated) = 0.150 W/kg

Zoom Scan (5x5x7)/Cube 0: Measurement grid: $dx=8\text{mm}$, $dy=8\text{mm}$, $dz=5\text{mm}$
 Reference Value = 9.655 V/m; Power Drift = 0.13 dB
 Peak SAR (extrapolated) = 0.193 W/kg

SAR(1 g) = 0.100 W/kg; SAR(10 g) = 0.053 W/kg

Maximum value of SAR (measured) = 0.152 W/kg



Test Plot 82#: LTE Band 5_Body Bottom_Middle_50%RB

DUT: MISTICO ONE 4G LTE Smartphone; Type: MISTICO ONE 4G LTE; Serial: 17041180420

Communication System: FDD-LTE; Frequency: 836.5 MHz; Duty Cycle: 1:1
 Medium parameters used: $f = 836.5 \text{ MHz}$; $\sigma = 0.994 \text{ S/m}$; $\epsilon_r = 54.298$; $\rho = 1000 \text{ kg/m}^3$;
 Phantom section: Right Section

DASY5 Configuration:


- Probe: EX3DV4 - SN7441; ConvF(9.85, 9.85, 9.85); Calibrated: 2016/11/15;
- Sensor-Surface: 1.4mm (Mechanical Surface Detection)
- Electronics: DAE3 Sn379; Calibrated: 2016/10/4
- Phantom: Triple Flat Phantom 5.1C; Type: QD 000 P51 CA; Serial: 1130
- Measurement SW: DASY52, Version 52.8 (8);

Area Scan (41x71x1): Interpolated grid: $dx=1.500 \text{ mm}$, $dy=1.500 \text{ mm}$
 Maximum value of SAR (interpolated) = 0.116 W/kg

Zoom Scan (5x5x7)/Cube 0: Measurement grid: $dx=8\text{mm}$, $dy=8\text{mm}$, $dz=5\text{mm}$
 Reference Value = 8.591 V/m; Power Drift = 0.09 dB
 Peak SAR (extrapolated) = 0.149 W/kg

SAR(1 g) = 0.078 W/kg; SAR(10 g) = 0.041 W/kg

Maximum value of SAR (measured) = 0.118 W/kg



0 dB = 0.118 W/kg = -9.28 dBW/kg

Test Plot 83#: LTE Band 7_Head Left Cheek_Middle_1RB

DUT: MISTICO ONE 4G LTE Smartphone; Type: MISTICO ONE 4G LTE; Serial: 17041180420

Communication System: FDD-LTE; Frequency: 2535 MHz; Duty Cycle: 1:1
 Medium parameters used: $f = 2535 \text{ MHz}$; $\sigma = 1.927 \text{ S/m}$; $\epsilon_r = 37.28$; $\rho = 1000 \text{ kg/m}^3$;
 Phantom section: Left Section

DASY5 Configuration:


- Probe: EX3DV4 - SN7441; ConvF(7.53, 7.53, 7.53); Calibrated: 2016/11/15;
- Sensor-Surface: 1.4mm (Mechanical Surface Detection)
- Electronics: DAE3 Sn379; Calibrated: 2016/10/4
- Phantom: SAM1; Type: QD000P40CC; Serial: TP:1412
- Measurement SW: DASY52, Version 52.8 (8);

Area Scan (91x161x1): Interpolated grid: $dx=1.200 \text{ mm}$, $dy=1.200 \text{ mm}$
 Maximum value of SAR (interpolated) = 0.418 W/kg

Zoom Scan (5x5x7)/Cube 0: Measurement grid: $dx=8\text{mm}$, $dy=8\text{mm}$, $dz=5\text{mm}$
 Reference Value = 3.398 V/m; Power Drift = -0.16 dB
 Peak SAR (extrapolated) = 0.480 W/kg

SAR(1 g) = 0.275 W/kg; SAR(10 g) = 0.159 W/kg

Maximum value of SAR (measured) = 0.395 W/kg



0 dB = 0.395 W/kg = -4.03 dBW/kg

Test Plot 84#: LTE Band 7_Head Left Cheek_Middle_50%RB

DUT: MISTICO ONE 4G LTE Smartphone; Type: MISTICO ONE 4G LTE; Serial: 17041180420

Communication System: FDD-LTE; Frequency: 2535 MHz; Duty Cycle: 1:1
 Medium parameters used: $f = 2535 \text{ MHz}$; $\sigma = 1.927 \text{ S/m}$; $\epsilon_r = 37.28$; $\rho = 1000 \text{ kg/m}^3$;
 Phantom section: Left Section

DASY5 Configuration:


- Probe: EX3DV4 - SN7441; ConvF(7.53, 7.53, 7.53); Calibrated: 2016/11/15;
- Sensor-Surface: 1.4mm (Mechanical Surface Detection)
- Electronics: DAE3 Sn379; Calibrated: 2016/10/4
- Phantom: SAM1; Type: QD000P40CC; Serial: TP:1412
- Measurement SW: DASY52, Version 52.8 (8);

Area Scan (91x161x1): Interpolated grid: $dx=1.200 \text{ mm}$, $dy=1.200 \text{ mm}$
 Maximum value of SAR (interpolated) = 0.296 W/kg

Zoom Scan (5x5x7)/Cube 0: Measurement grid: $dx=8\text{mm}$, $dy=8\text{mm}$, $dz=5\text{mm}$
 Reference Value = 2.977 V/m; Power Drift = -0.16 dB
 Peak SAR (extrapolated) = 0.337 W/kg

SAR(1 g) = 0.199 W/kg; SAR(10 g) = 0.117 W/kg

Maximum value of SAR (measured) = 0.280 W/kg



0 dB = 0.280 W/kg = -5.53 dBW/kg

Test Plot 85#: LTE Band 7_Head Left Tilt_Middle_1RB

DUT: MISTICO ONE 4G LTE Smartphone; Type: MISTICO ONE 4G LTE; Serial: 17041180420

Communication System: FDD-LTE; Frequency: 2535 MHz; Duty Cycle: 1:1
 Medium parameters used: $f = 2535 \text{ MHz}$; $\sigma = 1.927 \text{ S/m}$; $\epsilon_r = 37.28$; $\rho = 1000 \text{ kg/m}^3$;
 Phantom section: Left Section

DASY5 Configuration:

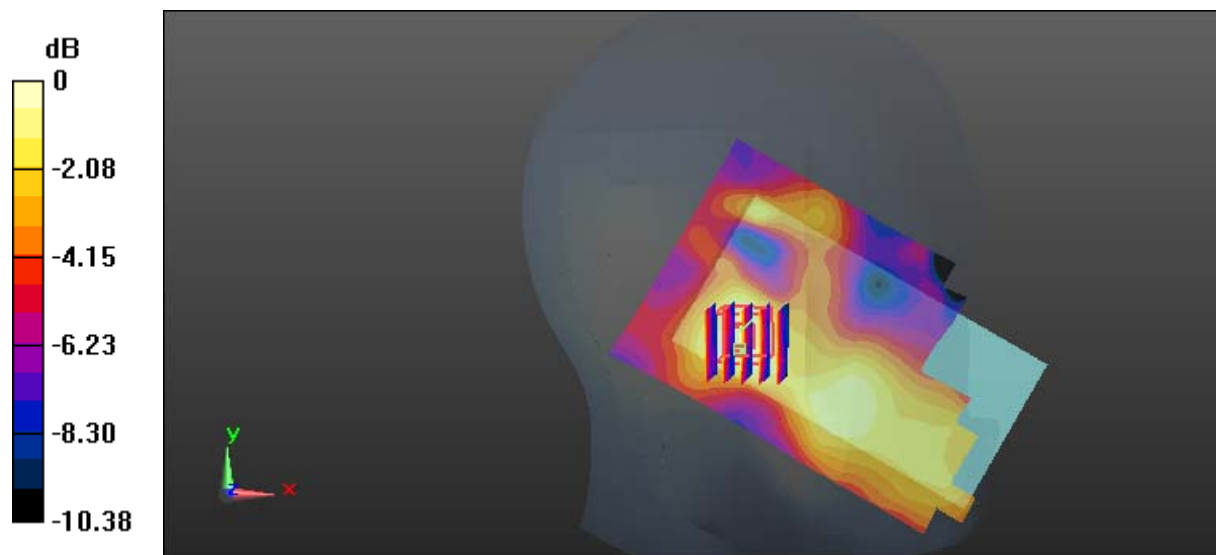
- Probe: EX3DV4 - SN7441; ConvF(7.53, 7.53, 7.53); Calibrated: 2016/11/15;
- Sensor-Surface: 1.4mm (Mechanical Surface Detection)
- Electronics: DAE3 Sn379; Calibrated: 2016/10/4
- Phantom: SAM1; Type: QD000P40CC; Serial: TP:1412
- Measurement SW: DASY52, Version 52.8 (8);

Area Scan (91x161x1): Interpolated grid: $dx=1.200 \text{ mm}$, $dy=1.200 \text{ mm}$
 Maximum value of SAR (interpolated) = 0.0483 W/kg

Zoom Scan (5x5x7)/Cube 0: Measurement grid: $dx=8\text{mm}$, $dy=8\text{mm}$, $dz=5\text{mm}$
 Reference Value = 2.832 V/m; Power Drift = 0.43 dB
 Peak SAR (extrapolated) = 0.0560 W/kg

SAR(1 g) = 0.033 W/kg; SAR(10 g) = 0.021 W/kg

Maximum value of SAR (measured) = 0.0459 W/kg



0 dB = 0.0459 W/kg = -13.38 dBW/kg

Test Plot 86#: LTE Band 7_Head Left Tilt_Middle_50%RB

DUT: MISTICO ONE 4G LTE Smartphone; Type: MISTICO ONE 4G LTE; Serial: 17041180420

Communication System: FDD-LTE; Frequency: 2535 MHz; Duty Cycle: 1:1
 Medium parameters used: $f = 2535 \text{ MHz}$; $\sigma = 1.927 \text{ S/m}$; $\epsilon_r = 37.28$; $\rho = 1000 \text{ kg/m}^3$;
 Phantom section: Left Section

DASY5 Configuration:


- Probe: EX3DV4 - SN7441; ConvF(7.53, 7.53, 7.53); Calibrated: 2016/11/15;
- Sensor-Surface: 1.4mm (Mechanical Surface Detection)
- Electronics: DAE3 Sn379; Calibrated: 2016/10/4
- Phantom: SAM1; Type: QD000P40CC; Serial: TP:1412
- Measurement SW: DASY52, Version 52.8 (8);

Area Scan (91x161x1): Interpolated grid: $dx=1.200 \text{ mm}$, $dy=1.200 \text{ mm}$
 Maximum value of SAR (interpolated) = 0.0350 W/kg

Zoom Scan (5x5x7)/Cube 0: Measurement grid: $dx=8\text{mm}$, $dy=8\text{mm}$, $dz=5\text{mm}$
 Reference Value = 3.112 V/m; Power Drift = -0.98 dB
 Peak SAR (extrapolated) = 0.0430 W/kg

SAR(1 g) = 0.024 W/kg; SAR(10 g) = 0.016 W/kg

Maximum value of SAR (measured) = 0.0342 W/kg



0 dB = 0.0342 W/kg = -14.66 dBW/kg

Test Plot 87#: LTE Band 7_Head Right Cheek_Middle_1RB

DUT: MISTICO ONE 4G LTE Smartphone; Type: MISTICO ONE 4G LTE; Serial: 17041180420

Communication System: FDD-LTE; Frequency: 2535 MHz; Duty Cycle: 1:1
 Medium parameters used: $f = 2535 \text{ MHz}$; $\sigma = 1.927 \text{ S/m}$; $\epsilon_r = 37.28$; $\rho = 1000 \text{ kg/m}^3$;
 Phantom section: Right Section

DASY5 Configuration:


- Probe: EX3DV4 - SN7441; ConvF(7.53, 7.53, 7.53); Calibrated: 2016/11/15;
- Sensor-Surface: 1.4mm (Mechanical Surface Detection)
- Electronics: DAE3 Sn379; Calibrated: 2016/10/4
- Phantom: SAM1; Type: QD000P40CC; Serial: TP:1412
- Measurement SW: DASY52, Version 52.8 (8);

Area Scan (91x161x1): Interpolated grid: $dx=1.200 \text{ mm}$, $dy=1.200 \text{ mm}$
 Maximum value of SAR (interpolated) = 0.136 W/kg

Zoom Scan (5x5x7)/Cube 0: Measurement grid: $dx=8\text{mm}$, $dy=8\text{mm}$, $dz=5\text{mm}$
 Reference Value = 4.319 V/m; Power Drift = 0.52 dB
 Peak SAR (extrapolated) = 0.161 W/kg

SAR(1 g) = 0.102 W/kg; SAR(10 g) = 0.074 W/kg

Maximum value of SAR (measured) = 0.136 W/kg



0 dB = 0.136 W/kg = -8.66 dBW/kg

Test Plot 88#: LTE Band 7_Head Right Cheek_Middle_50%RB

DUT: MISTICO ONE 4G LTE Smartphone; Type: MISTICO ONE 4G LTE; Serial: 17041180420

Communication System: FDD-LTE; Frequency: 2535 MHz; Duty Cycle: 1:1
 Medium parameters used: $f = 2535 \text{ MHz}$; $\sigma = 1.927 \text{ S/m}$; $\epsilon_r = 37.28$; $\rho = 1000 \text{ kg/m}^3$;
 Phantom section: Right Section

DASY5 Configuration:


- Probe: EX3DV4 - SN7441; ConvF(7.53, 7.53, 7.53); Calibrated: 2016/11/15;
- Sensor-Surface: 1.4mm (Mechanical Surface Detection)
- Electronics: DAE3 Sn379; Calibrated: 2016/10/4
- Phantom: SAM1; Type: QD000P40CC; Serial: TP:1412
- Measurement SW: DASY52, Version 52.8 (8);

Area Scan (91x161x1): Interpolated grid: $dx=1.200 \text{ mm}$, $dy=1.200 \text{ mm}$
 Maximum value of SAR (interpolated) = 0.127 W/kg

Zoom Scan (5x5x7)/Cube 0: Measurement grid: $dx=8\text{mm}$, $dy=8\text{mm}$, $dz=5\text{mm}$
 Reference Value = 2.785 V/m; Power Drift = -0.35 dB
 Peak SAR (extrapolated) = 0.147 W/kg

SAR(1 g) = 0.084 W/kg; SAR(10 g) = 0.050 W/kg

Maximum value of SAR (measured) = 0.121 W/kg



0 dB = 0.121 W/kg = -9.17 dBW/kg

Test Plot 89#: LTE Band 7_Head Right Tilt_Middle_1RB

DUT: MISTICO ONE 4G LTE Smartphone; Type: MISTICO ONE 4G LTE; Serial: 17041180420

Communication System: FDD-LTE; Frequency: 2535 MHz; Duty Cycle: 1:1
 Medium parameters used: $f = 2535 \text{ MHz}$; $\sigma = 1.927 \text{ S/m}$; $\epsilon_r = 37.28$; $\rho = 1000 \text{ kg/m}^3$;
 Phantom section: Right Section

DASY5 Configuration:


- Probe: EX3DV4 - SN7441; ConvF(7.53, 7.53, 7.53); Calibrated: 2016/11/15;
- Sensor-Surface: 1.4mm (Mechanical Surface Detection)
- Electronics: DAE3 Sn379; Calibrated: 2016/10/4
- Phantom: SAM1; Type: QD000P40CC; Serial: TP:1412
- Measurement SW: DASY52, Version 52.8 (8);

Area Scan (91x161x1): Interpolated grid: $dx=1.200 \text{ mm}$, $dy=1.200 \text{ mm}$
 Maximum value of SAR (interpolated) = 0.110 W/kg

Zoom Scan (5x5x7)/Cube 0: Measurement grid: $dx=8\text{mm}$, $dy=8\text{mm}$, $dz=5\text{mm}$
 Reference Value = 4.188 V/m; Power Drift = 0.32 dB
 Peak SAR (extrapolated) = 0.132 W/kg

SAR(1 g) = 0.079 W/kg; SAR(10 g) = 0.053 W/kg

Maximum value of SAR (measured) = 0.107 W/kg



0 dB = 0.107 W/kg = -9.71 dBW/kg

Test Plot 90#: LTE Band 7_Head Right Tilt_Middle_50%RB

DUT: MISTICO ONE 4G LTE Smartphone; Type: MISTICO ONE 4G LTE; Serial: 17041180420

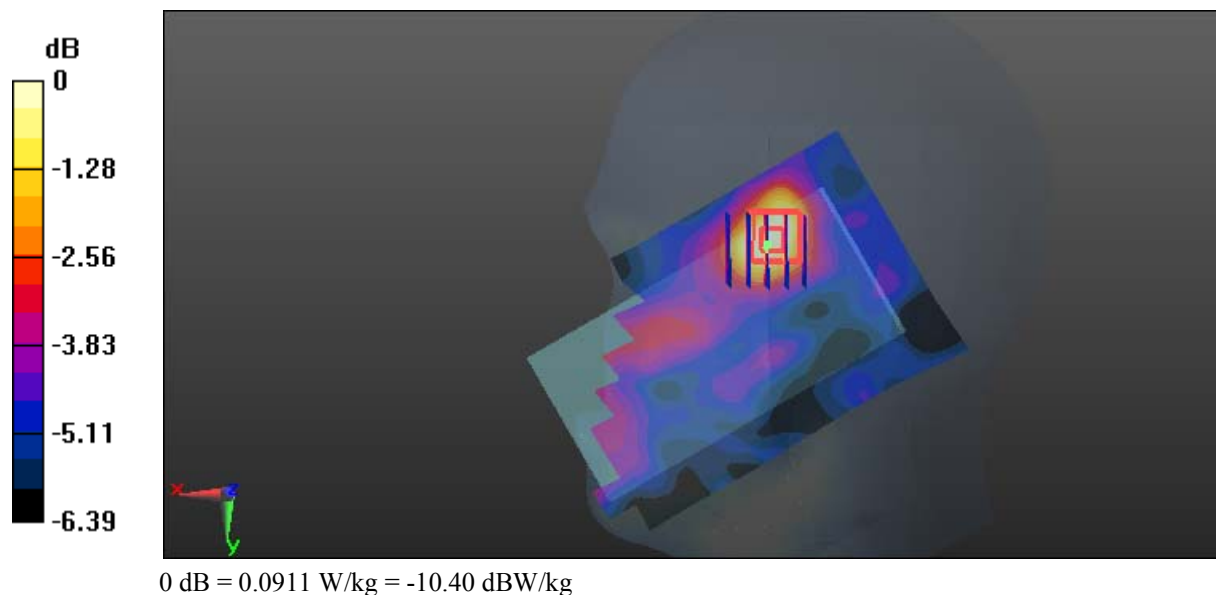
Communication System: FDD-LTE; Frequency: 2535 MHz; Duty Cycle: 1:1
 Medium parameters used: $f = 2535 \text{ MHz}$; $\sigma = 1.927 \text{ S/m}$; $\epsilon_r = 37.28$; $\rho = 1000 \text{ kg/m}^3$;
 Phantom section: Right Section

DASY5 Configuration:

- Probe: EX3DV4 - SN7441; ConvF(7.53, 7.53, 7.53); Calibrated: 2016/11/15;
- Sensor-Surface: 1.4mm (Mechanical Surface Detection)
- Electronics: DAE3 Sn379; Calibrated: 2016/10/4
- Phantom: SAM1; Type: QD000P40CC; Serial: TP:1412
- Measurement SW: DASY52, Version 52.8 (8);

Area Scan (91x161x1): Interpolated grid: $dx=1.200 \text{ mm}$, $dy=1.200 \text{ mm}$
 Maximum value of SAR (interpolated) = 0.0949 W/kg

Zoom Scan (5x5x7)/Cube 0: Measurement grid: $dx=8\text{mm}$, $dy=8\text{mm}$, $dz=5\text{mm}$
 Reference Value = 3.962 V/m; Power Drift = 0.87 dB
 Peak SAR (extrapolated) = 0.110 W/kg
SAR(1 g) = 0.070 W/kg; SAR(10 g) = 0.048 W/kg
 Maximum value of SAR (measured) = 0.0911 W/kg



Test Plot 91#: LTE Band 7_Body Back_Middle_1RB

DUT: MISTICO ONE 4G LTE Smartphone; Type: MISTICO ONE 4G LTE; Serial: 17041180420

Communication System: FDD-LTE; Frequency: 2535 MHz; Duty Cycle: 1:1
 Medium parameters used: $f = 2535 \text{ MHz}$; $\sigma = 2.097 \text{ S/m}$; $\epsilon_r = 52.159$; $\rho = 1000 \text{ kg/m}^3$;
 Phantom section: Center Section

DASY5 Configuration:

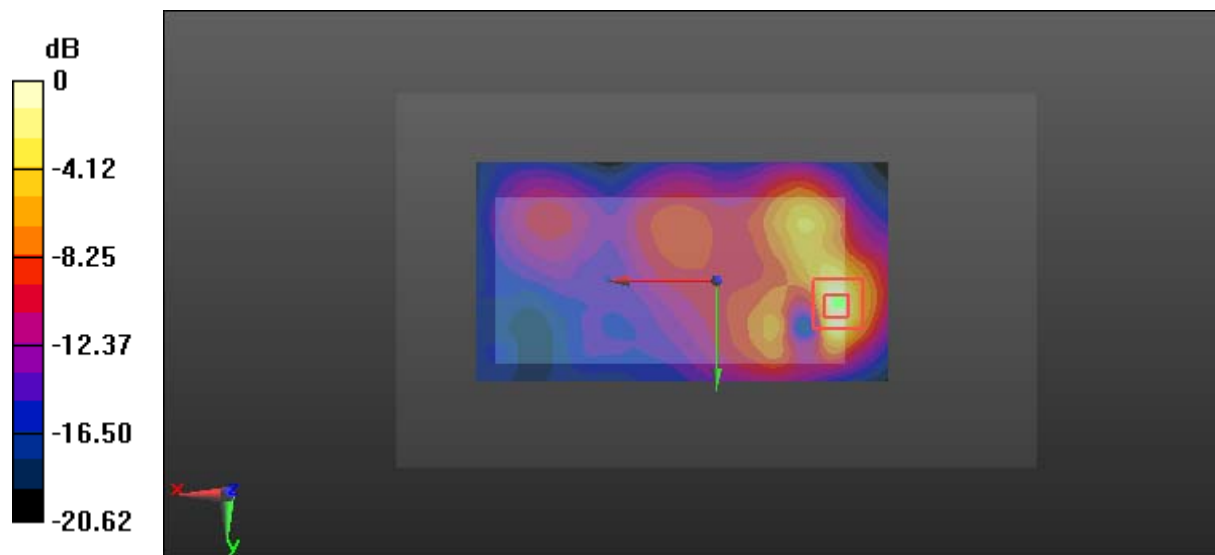
- Probe: EX3DV4 - SN7441; ConvF(7.39, 7.39, 7.39); Calibrated: 2016/11/15;
- Sensor-Surface: 1.4mm (Mechanical Surface Detection)
- Electronics: DAE3 Sn379; Calibrated: 2016/10/4
- Phantom: Triple Flat Phantom 5.1C; Type: QD 000 P51 CA; Serial: 1130
- Measurement SW: DASY52, Version 52.8 (8);

Area Scan (151x81x1): Interpolated grid: $dx=1.200 \text{ mm}$, $dy=1.200 \text{ mm}$
 Maximum value of SAR (interpolated) = 1.35 W/kg

Zoom Scan (5x5x7)/Cube 0: Measurement grid: $dx=8\text{mm}$, $dy=8\text{mm}$, $dz=5\text{mm}$
 Reference Value = 6.351 V/m; Power Drift = 0.11 dB
 Peak SAR (extrapolated) = 1.71 W/kg

SAR(1 g) = 0.676 W/kg; SAR(10 g) = 0.268 W/kg

Maximum value of SAR (measured) = 1.23 W/kg



0 dB = 1.23 W/kg = 0.90 dBW/kg

Test Plot 92#: LTE Band 7_Body Back_Middle_50%RB

DUT: MISTICO ONE 4G LTE Smartphone; Type: MISTICO ONE 4G LTE; Serial: 17041180420

Communication System: FDD-LTE; Frequency: 2535 MHz; Duty Cycle: 1:1
 Medium parameters used: $f = 2535 \text{ MHz}$; $\sigma = 2.097 \text{ S/m}$; $\epsilon_r = 52.159$; $\rho = 1000 \text{ kg/m}^3$;
 Phantom section: Center Section

DASY5 Configuration:

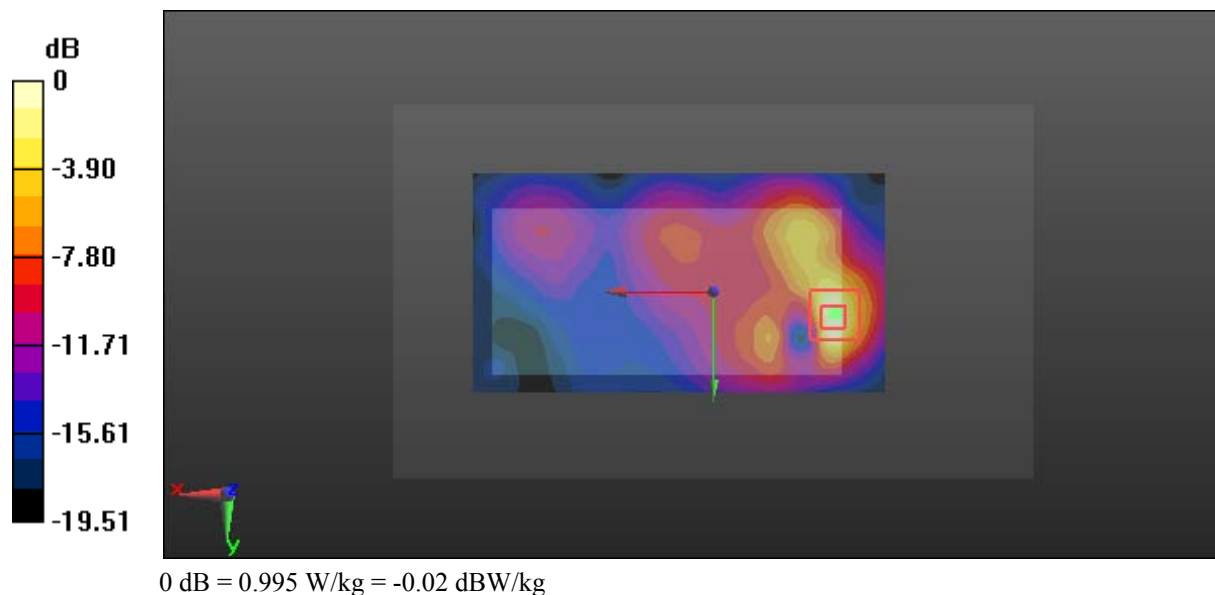
- Probe: EX3DV4 - SN7441; ConvF(7.39, 7.39, 7.39); Calibrated: 2016/11/15;
- Sensor-Surface: 1.4mm (Mechanical Surface Detection)
- Electronics: DAE3 Sn379; Calibrated: 2016/10/4
- Phantom: Triple Flat Phantom 5.1C; Type: QD 000 P51 CA; Serial: 1130
- Measurement SW: DASY52, Version 52.8 (8);

Area Scan (151x81x1): Interpolated grid: $dx=1.200 \text{ mm}$, $dy=1.200 \text{ mm}$
 Maximum value of SAR (interpolated) = 1.08 W/kg

Zoom Scan (5x5x7)/Cube 0: Measurement grid: $dx=8\text{mm}$, $dy=8\text{mm}$, $dz=5\text{mm}$
 Reference Value = 5.800 V/m; Power Drift = 0.06 dB
 Peak SAR (extrapolated) = 1.39 W/kg

SAR(1 g) = 0.543 W/kg; SAR(10 g) = 0.217 W/kg

Maximum value of SAR (measured) = 0.995 W/kg



Test Plot 93#: LTE Band 7_Body Left_Middle_1RB

DUT: MISTICO ONE 4G LTE Smartphone; Type: MISTICO ONE 4G LTE; Serial: 17041180420

Communication System: FDD-LTE; Frequency: 2535 MHz; Duty Cycle: 1:1
 Medium parameters used: $f = 2535 \text{ MHz}$; $\sigma = 2.097 \text{ S/m}$; $\epsilon_r = 52.159$; $\rho = 1000 \text{ kg/m}^3$;
 Phantom section: Center Section

DASY5 Configuration:

- Probe: EX3DV4 - SN7441; ConvF(7.39, 7.39, 7.39); Calibrated: 2016/11/15;
- Sensor-Surface: 1.4mm (Mechanical Surface Detection)
- Electronics: DAE3 Sn379; Calibrated: 2016/10/4
- Phantom: Triple Flat Phantom 5.1C; Type: QD 000 P51 CA; Serial: 1130
- Measurement SW: DASY52, Version 52.8 (8);

Area Scan (151x51x1): Interpolated grid: $dx=1.200 \text{ mm}$, $dy=1.200 \text{ mm}$

Maximum value of SAR (interpolated) = 0.209 W/kg

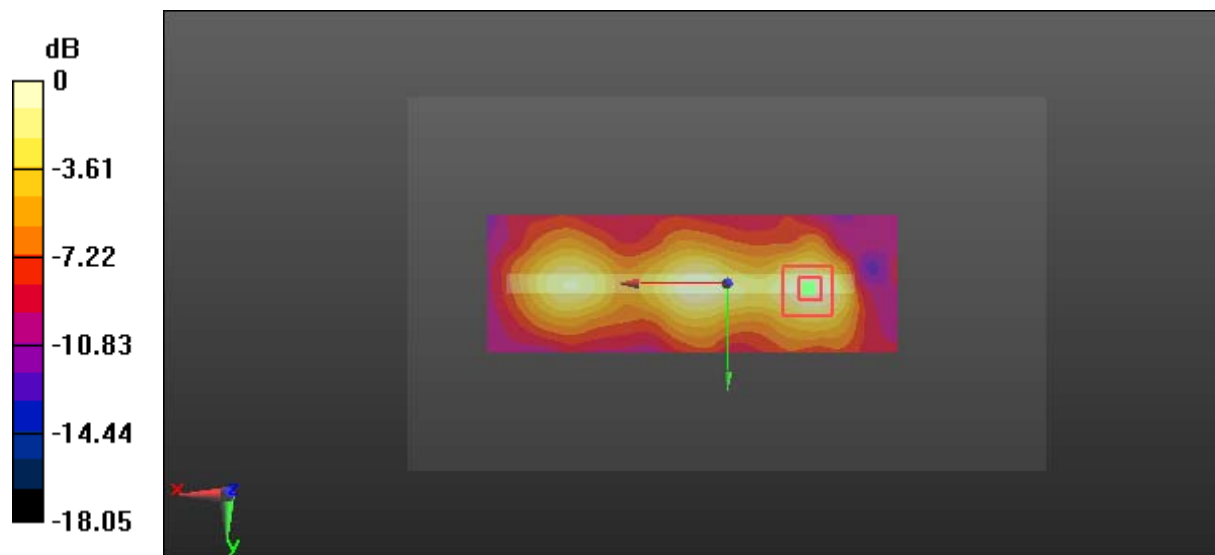
Zoom Scan (5x5x7)/Cube 0: Measurement grid: $dx=8\text{mm}$, $dy=8\text{mm}$, $dz=5\text{mm}$

Reference Value = 6.846 V/m; Power Drift = -0.10 dB

Peak SAR (extrapolated) = 0.273 W/kg

SAR(1 g) = 0.116 W/kg; SAR(10 g) = 0.059 W/kg

Maximum value of SAR (measured) = 0.204 W/kg



0 dB = 0.204 W/kg = -6.90 dBW/kg

Test Plot 94#: LTE Band 7_Body Left_Middle_50%RB

DUT: MISTICO ONE 4G LTE Smartphone; Type: MISTICO ONE 4G LTE; Serial: 17041180420

Communication System: FDD-LTE; Frequency: 2535 MHz; Duty Cycle: 1:1
 Medium parameters used: $f = 2535 \text{ MHz}$; $\sigma = 2.097 \text{ S/m}$; $\epsilon_r = 52.159$; $\rho = 1000 \text{ kg/m}^3$;
 Phantom section: Center Section

DASY5 Configuration:

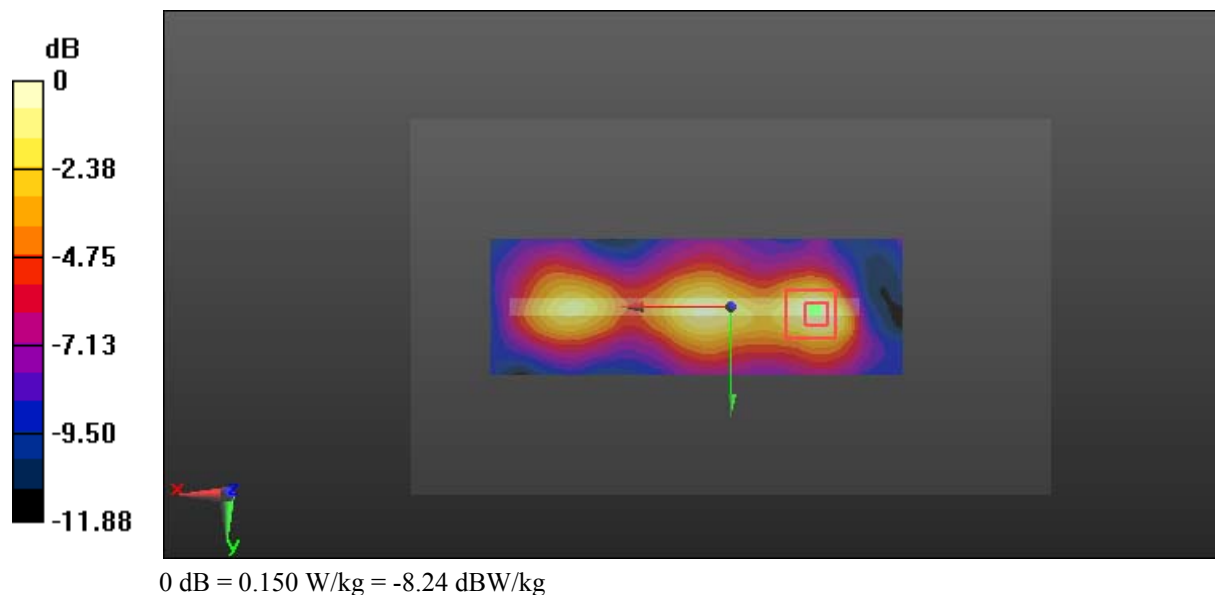
- Probe: EX3DV4 - SN7441; ConvF(7.39, 7.39, 7.39); Calibrated: 2016/11/15;
- Sensor-Surface: 1.4mm (Mechanical Surface Detection)
- Electronics: DAE3 Sn379; Calibrated: 2016/10/4
- Phantom: Triple Flat Phantom 5.1C; Type: QD 000 P51 CA; Serial: 1130
- Measurement SW: DASY52, Version 52.8 (8);

Area Scan (151x51x1): Interpolated grid: $dx=1.200 \text{ mm}$, $dy=1.200 \text{ mm}$
 Maximum value of SAR (interpolated) = 0.159 W/kg

Zoom Scan (5x5x7)/Cube 0: Measurement grid: $dx=8\text{mm}$, $dy=8\text{mm}$, $dz=5\text{mm}$
 Reference Value = 6.165 V/m ; Power Drift = -0.20 dB
 Peak SAR (extrapolated) = 0.209 W/kg

SAR(1 g) = 0.090 W/kg; SAR(10 g) = 0.047 W/kg

Maximum value of SAR (measured) = 0.150 W/kg



Test Plot 95#: LTE Band 7_Body Right_Middle_1RB

DUT: MISTICO ONE 4G LTE Smartphone; Type: MISTICO ONE 4G LTE; Serial: 17041180420

Communication System: FDD-LTE; Frequency: 2535 MHz; Duty Cycle: 1:1
 Medium parameters used: $f = 2535 \text{ MHz}$; $\sigma = 2.097 \text{ S/m}$; $\epsilon_r = 52.159$; $\rho = 1000 \text{ kg/m}^3$;
 Phantom section: Center Section

DASY5 Configuration:

- Probe: EX3DV4 - SN7441; ConvF(7.39, 7.39, 7.39); Calibrated: 2016/11/15;
- Sensor-Surface: 1.4mm (Mechanical Surface Detection)
- Electronics: DAE3 Sn379; Calibrated: 2016/10/4
- Phantom: Triple Flat Phantom 5.1C; Type: QD 000 P51 CA; Serial: 1130
- Measurement SW: DASY52, Version 52.8 (8);

Area Scan (151x51x1): Interpolated grid: $dx=1.200 \text{ mm}$, $dy=1.200 \text{ mm}$

Maximum value of SAR (interpolated) = 0.129 W/kg

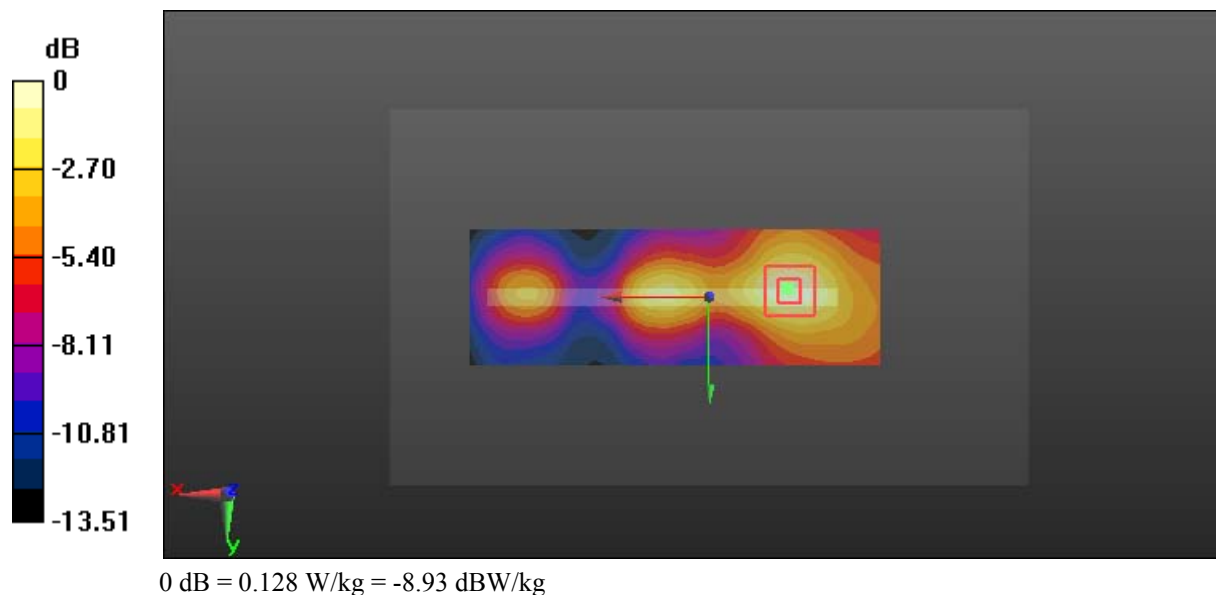
Zoom Scan (5x5x7)/Cube 0: Measurement grid: $dx=8\text{mm}$, $dy=8\text{mm}$, $dz=5\text{mm}$

Reference Value = 4.261 V/m; Power Drift = 0.17 dB

Peak SAR (extrapolated) = 0.168 W/kg

SAR(1 g) = 0.078 W/kg; SAR(10 g) = 0.042 W/kg

Maximum value of SAR (measured) = 0.128 W/kg



Test Plot 96#: LTE Band 7_Body Right_Middle_50%RB**DUT: MISTICO ONE 4G LTE Smartphone; Type: MISTICO ONE 4G LTE; Serial: 17041180420**

Communication System: FDD-LTE; Frequency: 2535 MHz; Duty Cycle: 1:1
Medium parameters used: $f = 2535$ MHz; $\sigma = 2.097$ S/m; $\epsilon_r = 52.159$; $\rho = 1000$ kg/m³ ;
Phantom section: Center Section

DASY5 Configuration:

- Probe: EX3DV4 - SN7441; ConvF(7.39, 7.39, 7.39); Calibrated: 2016/11/15;
- Sensor-Surface: 1.4mm (Mechanical Surface Detection)
- Electronics: DAE3 Sn379; Calibrated: 2016/10/4
- Phantom: Triple Flat Phantom 5.1C; Type: QD 000 P51 CA; Serial: 1130
- Measurement SW: DASY52, Version 52.8 (8);

Area Scan (151x51x1): Interpolated grid: dx=1.200 mm, dy=1.200 mm

Maximum value of SAR (interpolated) = 0.0923 W/kg

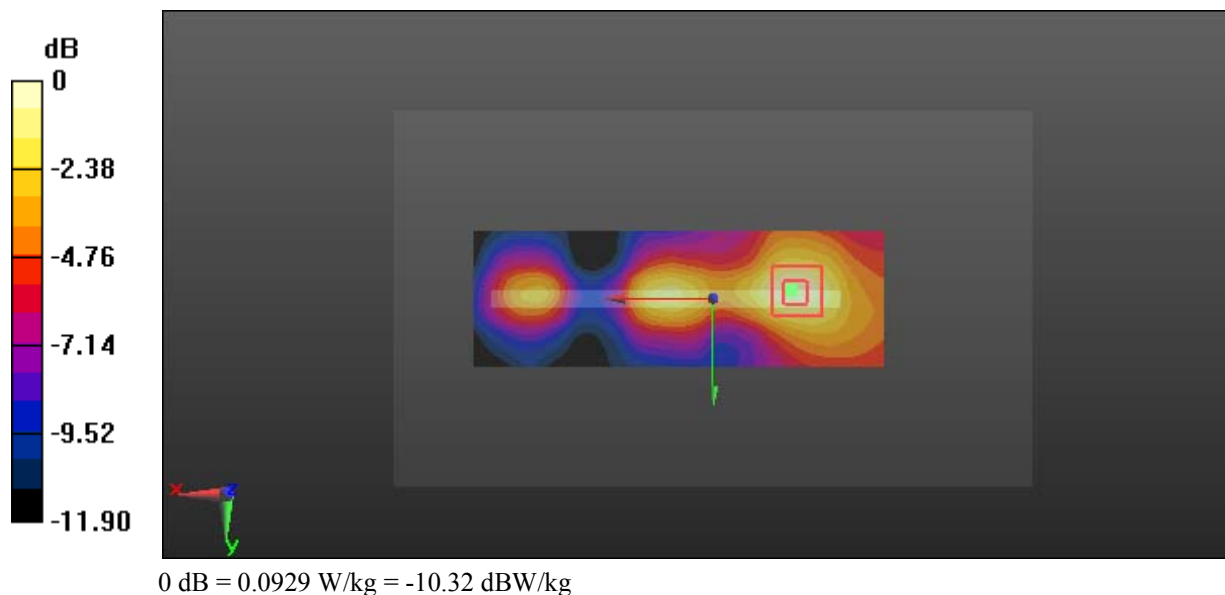
Zoom Scan (5x5x7)/Cube 0: Measurement grid: dx=8mm, dy=8mm, dz=5mm

Reference Value = 3.729 V/m; Power Drift = 0.15 dB

Peak SAR (extrapolated) = 0.124 W/kg

SAR(1 g) = 0.057 W/kg; SAR(10 g) = 0.031 W/kg

Maximum value of SAR (measured) = 0.0929 W/kg



Test Plot 97#: LTE Band 7_Body Bottom_Low_1RB

DUT: MISTICO ONE 4G LTE Smartphone; Type: MISTICO ONE 4G LTE; Serial: 17041180420

Communication System: FDD-LTE; Frequency: 2510 MHz; Duty Cycle: 1:1
 Medium parameters used: $f = 2510$ MHz; $\sigma = 1.963$ S/m; $\epsilon_r = 53.537$; $\rho = 1000$ kg/m³ ;
 Phantom section: Center Section

DASY5 Configuration:

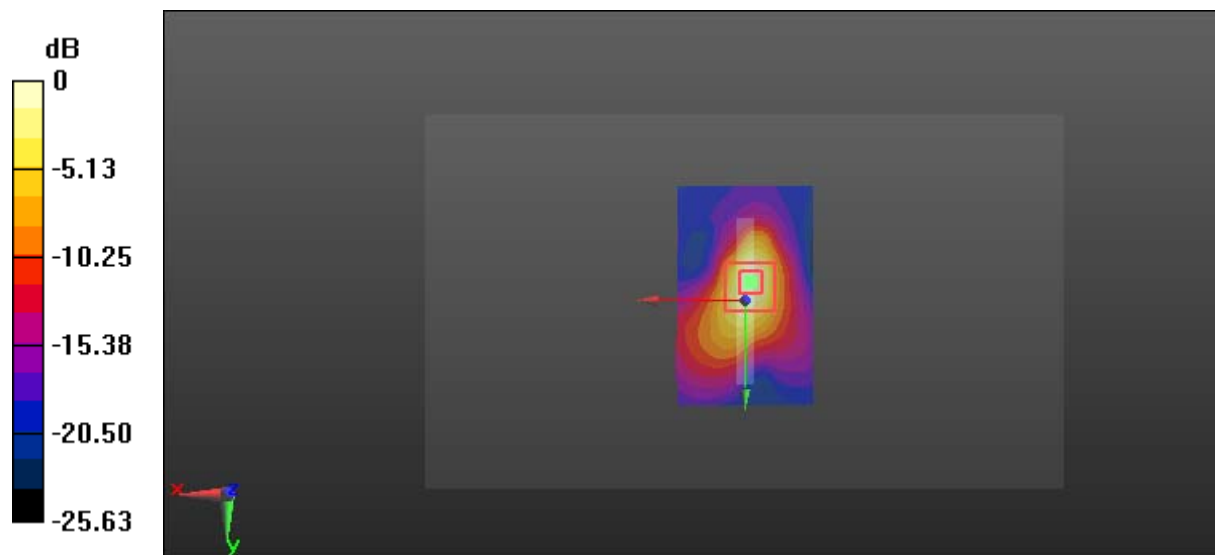
- Probe: EX3DV4 - SN7441; ConvF(7.39, 7.39, 7.39); Calibrated: 2016/11/15;
- Sensor-Surface: 1.4mm (Mechanical Surface Detection)
- Electronics: DAE3 Sn379; Calibrated: 2016/10/4
- Phantom: Triple Flat Phantom 5.1C; Type: QD 000 P51 CA; Serial: 1130
- Measurement SW: DASY52, Version 52.8 (8);

Area Scan (51x81x1): Interpolated grid: dx=1.200 mm, dy=1.200 mm
 Maximum value of SAR (interpolated) = 2.03 W/kg

Zoom Scan (5x5x7)/Cube 0: Measurement grid: dx=8mm, dy=8mm, dz=5mm
 Reference Value = 20.50 V/m; Power Drift = 0.02 dB
 Peak SAR (extrapolated) = 2.30 W/kg

SAR(1 g) = 0.908 W/kg; SAR(10 g) = 0.356 W/kg

Maximum value of SAR (measured) = 1.72 W/kg



Test Plot 98#: LTE Band 7_Body Bottom_Middle_1RB**DUT: MISTICO ONE 4G LTE Smartphone; Type: MISTICO ONE 4G LTE; Serial: 17041180420**

Communication System: FDD-LTE; Frequency: 2535 MHz; Duty Cycle: 1:1
Medium parameters used: $f = 2535$ MHz; $\sigma = 2.097$ S/m; $\epsilon_r = 52.159$; $\rho = 1000$ kg/m³ ;
Phantom section: Center Section

DASY5 Configuration:

- Probe: EX3DV4 - SN7441; ConvF(7.39, 7.39, 7.39); Calibrated: 2016/11/15;
- Sensor-Surface: 1.4mm (Mechanical Surface Detection)
- Electronics: DAE3 Sn379; Calibrated: 2016/10/4
- Phantom: Triple Flat Phantom 5.1C; Type: QD 000 P51 CA; Serial: 1130
- Measurement SW: DASY52, Version 52.8 (8);

Area Scan (51x81x1): Interpolated grid: dx=1.200 mm, dy=1.200 mm

Maximum value of SAR (interpolated) = 2.24 W/kg

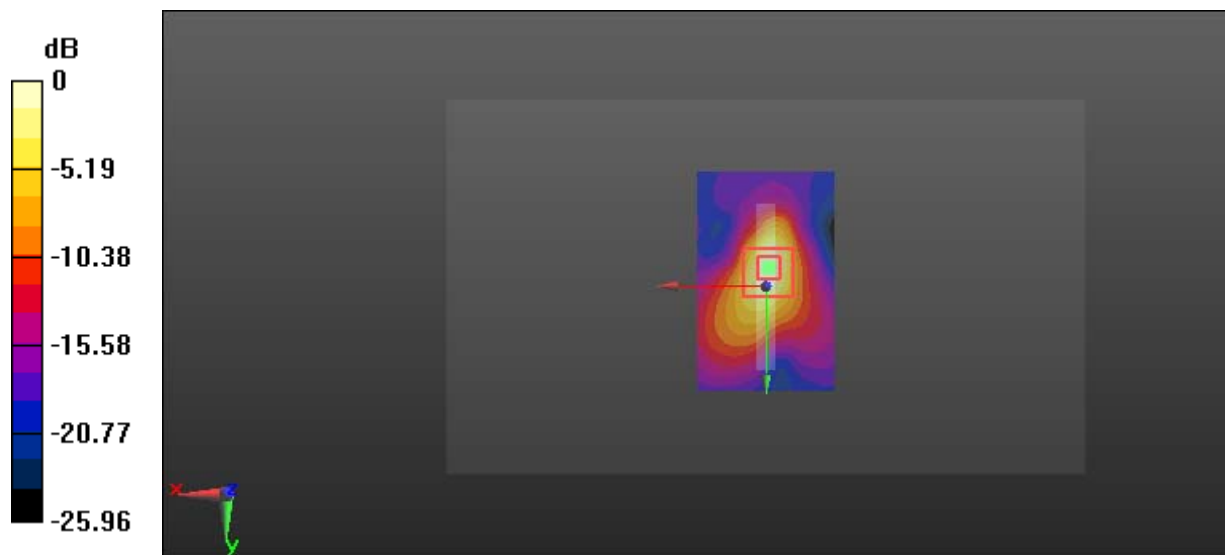
Zoom Scan (5x5x7)/Cube 0: Measurement grid: dx=8mm, dy=8mm, dz=5mm

Reference Value = 20.57 V/m; Power Drift = -0.01 dB

Peak SAR (extrapolated) = 2.58 W/kg

SAR(1 g) = 1.01 W/kg; SAR(10 g) = 0.393 W/kg

Maximum value of SAR (measured) = 1.92 W/kg



0 dB = 1.92 W/kg = 2.83 dBW/kg

Test Plot 99#: LTE Band 7_Body Bottom_High_1RB

DUT: MISTICO ONE 4G LTE Smartphone; Type: MISTICO ONE 4G LTE; Serial: 17041180420

Communication System: FDD-LTE; Frequency: 2560 MHz; Duty Cycle: 1:1
 Medium parameters used: $f = 2560$ MHz; $\sigma = 2.131$ S/m; $\epsilon_r = 53.384$; $\rho = 1000$ kg/m³ ;
 Phantom section: Center Section

DASY5 Configuration:

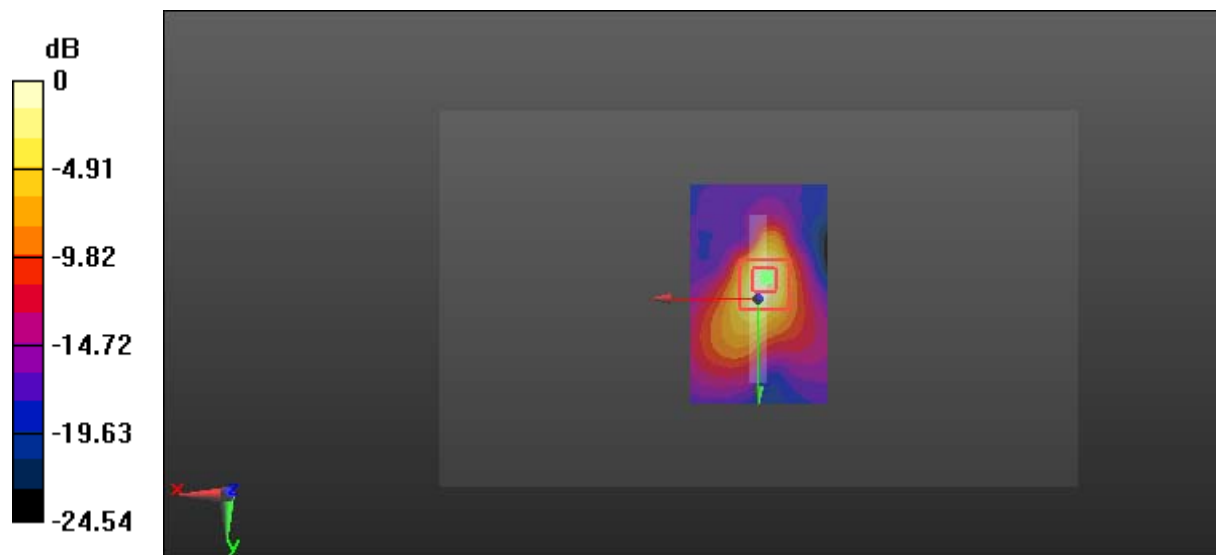
- Probe: EX3DV4 - SN7441; ConvF(7.39, 7.39, 7.39); Calibrated: 2016/11/15;
- Sensor-Surface: 1.4mm (Mechanical Surface Detection)
- Electronics: DAE3 Sn379; Calibrated: 2016/10/4
- Phantom: Triple Flat Phantom 5.1C; Type: QD 000 P51 CA; Serial: 1130
- Measurement SW: DASY52, Version 52.8 (8);

Area Scan (51x81x1): Interpolated grid: dx=1.200 mm, dy=1.200 mm
 Maximum value of SAR (interpolated) = 1.94 W/kg

Zoom Scan (5x5x7)/Cube 0: Measurement grid: dx=8mm, dy=8mm, dz=5mm
 Reference Value = 19.18 V/m; Power Drift = -0.01 dB
 Peak SAR (extrapolated) = 2.38 W/kg

SAR(1 g) = 0.903 W/kg; SAR(10 g) = 0.347 W/kg

Maximum value of SAR (measured) = 1.72 W/kg



0 dB = 1.72 W/kg = 2.36 dBW/kg

Test Plot 100#: LTE Band 7_Body Bottom_Low_50%RB

DUT: MISTICO ONE 4G LTE Smartphone; Type: MISTICO ONE 4G LTE; Serial: 17041180420

Communication System: FDD-LTE; Frequency: 2510 MHz; Duty Cycle: 1:1
 Medium parameters used: $f = 2510 \text{ MHz}$; $\sigma = 1.963 \text{ S/m}$; $\epsilon_r = 53.537$; $\rho = 1000 \text{ kg/m}^3$;
 Phantom section: Center Section

DASY5 Configuration:

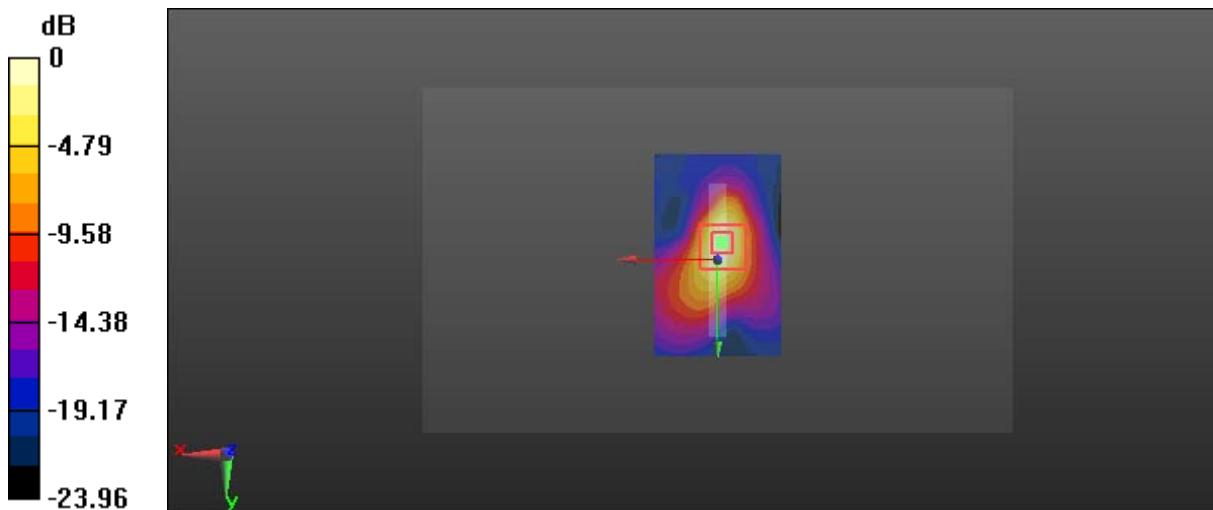
- Probe: EX3DV4 - SN7441; ConvF(7.39, 7.39, 7.39); Calibrated: 2016/11/15;
- Sensor-Surface: 1.4mm (Mechanical Surface Detection)
- Electronics: DAE3 Sn379; Calibrated: 2016/10/4
- Phantom: Triple Flat Phantom 5.1C; Type: QD 000 P51 CA; Serial: 1130
- Measurement SW: DASY52, Version 52.8 (8);

Area Scan (51x81x1): Interpolated grid: $dx=1.200 \text{ mm}$, $dy=1.200 \text{ mm}$
 Maximum value of SAR (interpolated) = 1.73 W/kg

Zoom Scan (5x5x7)/Cube 0: Measurement grid: $dx=8\text{mm}$, $dy=8\text{mm}$, $dz=5\text{mm}$
 Reference Value = 18.88 V/m; Power Drift = -0.06 dB
 Peak SAR (extrapolated) = 1.94 W/kg

SAR(1 g) = 0.765 W/kg; SAR(10 g) = 0.31 W/kg

Maximum value of SAR (measured) = 1.54 W/kg



0 dB = 1.54 W/kg = 1.88 dBW/kg

Test Plot 101#: LTE Band 7_Body Bottom_Middle_50%RB

DUT: MISTICO ONE 4G LTE Smartphone; Type: MISTICO ONE 4G LTE; Serial: 17041180420

Communication System: FDD-LTE; Frequency: 2535 MHz; Duty Cycle: 1:1
 Medium parameters used: $f = 2535 \text{ MHz}$; $\sigma = 2.097 \text{ S/m}$; $\epsilon_r = 52.159$; $\rho = 1000 \text{ kg/m}^3$;
 Phantom section: Center Section

DASY5 Configuration:

- Probe: EX3DV4 - SN7441; ConvF(7.39, 7.39, 7.39); Calibrated: 2016/11/15;
- Sensor-Surface: 1.4mm (Mechanical Surface Detection)
- Electronics: DAE3 Sn379; Calibrated: 2016/10/4
- Phantom: Triple Flat Phantom 5.1C; Type: QD 000 P51 CA; Serial: 1130
- Measurement SW: DASY52, Version 52.8 (8);

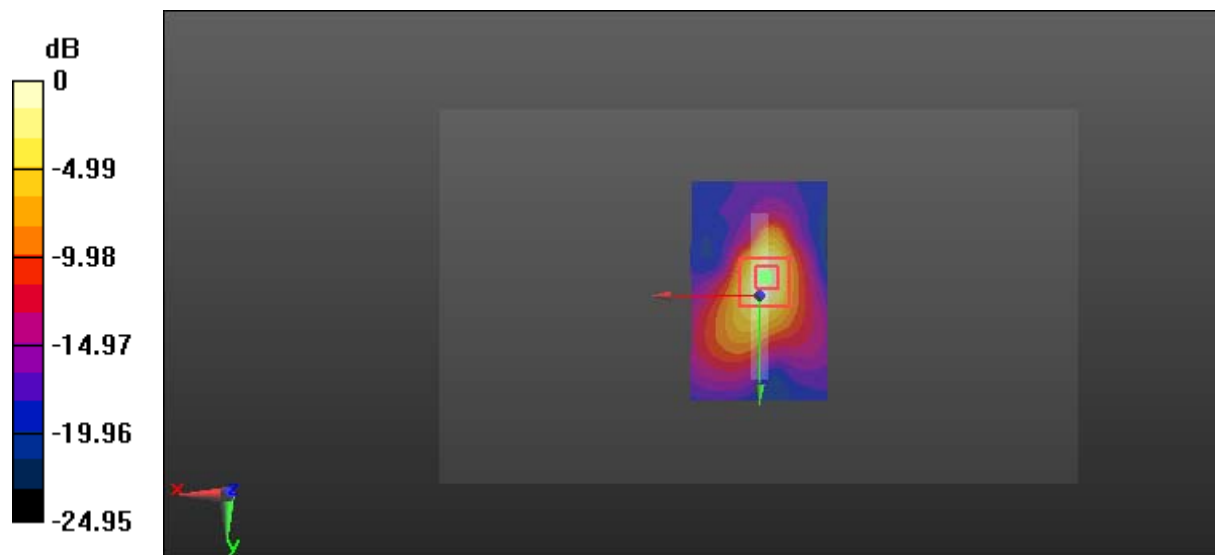
Area Scan (51x81x1): Interpolated grid: $dx=1.200 \text{ mm}$, $dy=1.200 \text{ mm}$
 Maximum value of SAR (interpolated) = 1.71 W/kg

Zoom Scan (5x5x7)/Cube 0: Measurement grid: $dx=8\text{mm}$, $dy=8\text{mm}$, $dz=5\text{mm}$
 Reference Value = 18.12 V/m; Power Drift = 0.04 dB

Peak SAR (extrapolated) = 1.99 W/kg

SAR(1 g) = 0.777 W/kg; SAR(10 g) = 0.303 W/kg

Maximum value of SAR (measured) = 1.48 W/kg



0 dB = 1.48 W/kg = 1.70 dBW/kg

Test Plot 102#: LTE Band 7_Body Bottom_High_50%RB

DUT: MISTICO ONE 4G LTE Smartphone; Type: MISTICO ONE 4G LTE; Serial: 17041180420

Communication System: FDD-LTE; Frequency: 2560 MHz; Duty Cycle: 1:1
 Medium parameters used: $f = 2560$ MHz; $\sigma = 2.131$ S/m; $\epsilon_r = 53.384$; $\rho = 1000$ kg/m³ ;
 Phantom section: Center Section

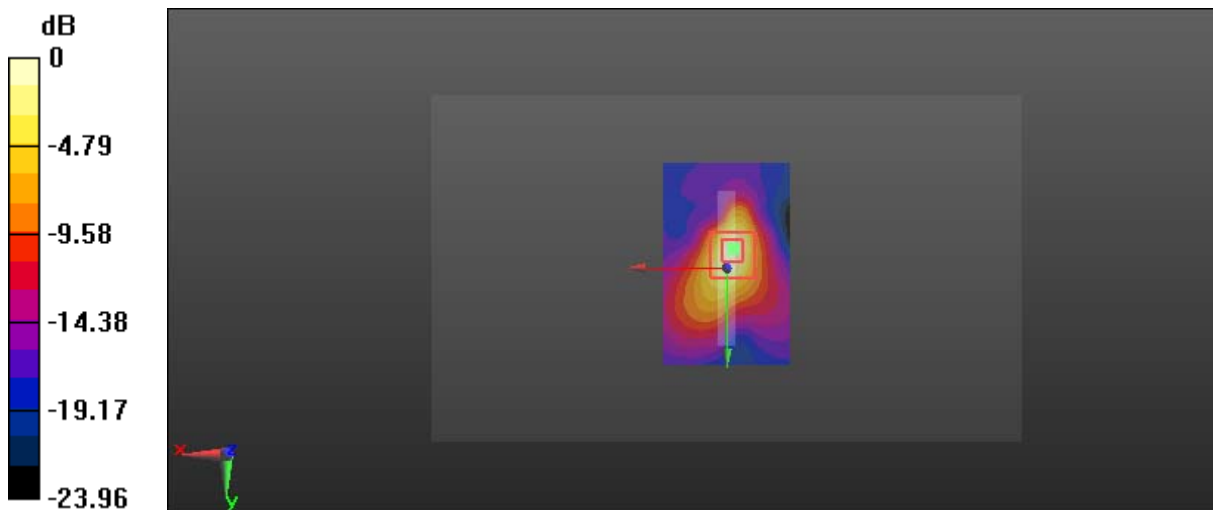
DASY5 Configuration:

- Probe: EX3DV4 - SN7441; ConvF(7.39, 7.39, 7.39); Calibrated: 2016/11/15;
- Sensor-Surface: 1.4mm (Mechanical Surface Detection)
- Electronics: DAE3 Sn379; Calibrated: 2016/10/4
- Phantom: Triple Flat Phantom 5.1C; Type: QD 000 P51 CA; Serial: 1130
- Measurement SW: DASY52, Version 52.8 (8);

Area Scan (51x81x1): Interpolated grid: dx=1.200 mm, dy=1.200 mm
 Maximum value of SAR (interpolated) = 1.57 W/kg

Zoom Scan (5x5x7)/Cube 0: Measurement grid: dx=8mm, dy=8mm, dz=5mm
 Reference Value = 17.31 V/m; Power Drift = -0.04 dB
 Peak SAR (extrapolated) = 1.91 W/kg

SAR(1 g) = 0.72 W/kg; SAR(10 g) = 0.282 W/kg
 Maximum value of SAR (measured) = 1.37 W/kg



0 dB = 1.37 W/kg = 1.37 dBW/kg

Test Plot 103#: LTE Band 7_Body Bottom_Middle_100%RB

DUT: MISTICO ONE 4G LTE Smartphone; Type: MISTICO ONE 4G LTE; Serial: 17041180420

Communication System: FDD-LTE; Frequency: 2535 MHz; Duty Cycle: 1:1
 Medium parameters used: $f = 2535 \text{ MHz}$; $\sigma = 2.097 \text{ S/m}$; $\epsilon_r = 52.159$; $\rho = 1000 \text{ kg/m}^3$;
 Phantom section: Center Section

DASY5 Configuration:

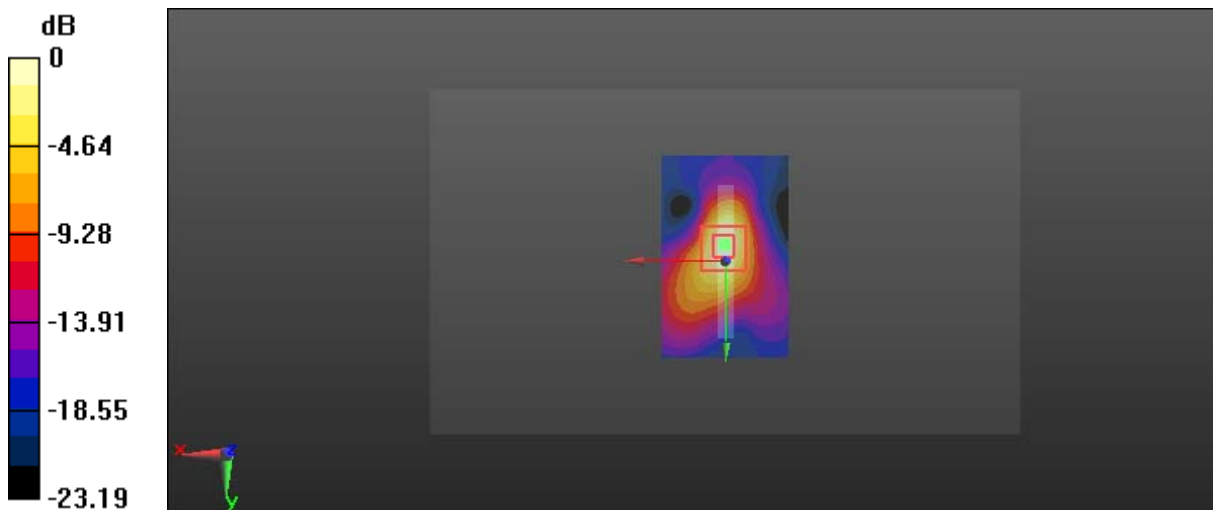
- Probe: EX3DV4 - SN7441; ConvF(7.39, 7.39, 7.39); Calibrated: 2016/11/15;
- Sensor-Surface: 1.4mm (Mechanical Surface Detection)
- Electronics: DAE3 Sn379; Calibrated: 2016/10/4
- Phantom: Triple Flat Phantom 5.1C; Type: QD 000 P51 CA; Serial: 1130
- Measurement SW: DASY52, Version 52.8 (8);

Area Scan (51x81x1): Interpolated grid: $dx=1.200 \text{ mm}$, $dy=1.200 \text{ mm}$
 Maximum value of SAR (interpolated) = 1.29 W/kg

Zoom Scan (5x5x7)/Cube 0: Measurement grid: $dx=8\text{mm}$, $dy=8\text{mm}$, $dz=5\text{mm}$
 Reference Value = 16.01 V/m; Power Drift = 0.11 dB
 Peak SAR (extrapolated) = 1.56 W/kg

SAR(1 g) = 0.606 W/kg; SAR(10 g) = 0.243 W/kg

Maximum value of SAR (measured) = 1.17 W/kg



0 dB = 1.17 W/kg = 0.68 dBW/kg

Test Plot 104#: LTE Band 17_Head Left Cheek_Middle_1RB

DUT: MISTICO ONE 4G LTE Smartphone; Type: MISTICO ONE 4G LTE; Serial: 17041180420

Communication System: FDD-LTE; Frequency: 710 MHz; Duty Cycle: 1:1
 Medium parameters used: $f = 710 \text{ MHz}$; $\sigma = 0.87 \text{ S/m}$; $\epsilon_r = 43.796$; $\rho = 1000 \text{ kg/m}^3$;
 Phantom section: Left Section

DASY5 Configuration:


- Probe: EX3DV4 - SN7441; ConvF(10.73, 10.73, 10.73); Calibrated: 2016/11/15;
- Sensor-Surface: 1.4mm (Mechanical Surface Detection)
- Electronics: DAE3 Sn379; Calibrated: 2016/10/4
- Phantom: SAM1; Type: QD000P40CC; Serial: TP:1412
- Measurement SW: DASY52, Version 52.8 (8);

Area Scan (71x121x1): Interpolated grid: $dx=1.500 \text{ mm}$, $dy=1.500 \text{ mm}$
 Maximum value of SAR (interpolated) = 0.200 W/kg

Zoom Scan (5x5x7)/Cube 0: Measurement grid: $dx=8\text{mm}$, $dy=8\text{mm}$, $dz=5\text{mm}$
 Reference Value = 4.922 V/m ; Power Drift = -0.18 dB
 Peak SAR (extrapolated) = 0.212 W/kg

SAR(1 g) = 0.177 W/kg; SAR(10 g) = 0.143 W/kg

Maximum value of SAR (measured) = 0.202 W/kg



0 dB = 0.202 W/kg = -6.95 dBW/kg

Test Plot 105#: LTE Band 17_Head Left Cheek_Middle_50%RB

DUT: MISTICO ONE 4G LTE Smartphone; Type: MISTICO ONE 4G LTE; Serial: 17041180420

Communication System: FDD-LTE; Frequency: 710 MHz; Duty Cycle: 1:1
 Medium parameters used: $f = 710 \text{ MHz}$; $\sigma = 0.87 \text{ S/m}$; $\epsilon_r = 43.796$; $\rho = 1000 \text{ kg/m}^3$;
 Phantom section: Left Section

DASY5 Configuration:


- Probe: EX3DV4 - SN7441; ConvF(10.73, 10.73, 10.73); Calibrated: 2016/11/15;
- Sensor-Surface: 1.4mm (Mechanical Surface Detection)
- Electronics: DAE3 Sn379; Calibrated: 2016/10/4
- Phantom: SAM1; Type: QD000P40CC; Serial: TP:1412
- Measurement SW: DASY52, Version 52.8 (8);

Area Scan (71x121x1): Interpolated grid: $dx=1.500 \text{ mm}$, $dy=1.500 \text{ mm}$
 Maximum value of SAR (interpolated) = 0.170 W/kg

Zoom Scan (5x5x7)/Cube 0: Measurement grid: $dx=8\text{mm}$, $dy=8\text{mm}$, $dz=5\text{mm}$
 Reference Value = 4.143 V/m ; Power Drift = 0.04 dB
 Peak SAR (extrapolated) = 0.175 W/kg

SAR(1 g) = 0.147 W/kg; SAR(10 g) = 0.118 W/kg

Maximum value of SAR (measured) = 0.167 W/kg



0 dB = $0.167 \text{ W/kg} = -7.77 \text{ dBW/kg}$

Test Plot 106#: LTE Band 17_Head Left Tilt_Middle_1RB

DUT: MISTICO ONE 4G LTE Smartphone; Type: MISTICO ONE 4G LTE; Serial: 17041180420

Communication System: FDD-LTE; Frequency: 710 MHz; Duty Cycle: 1:1
 Medium parameters used: $f = 710 \text{ MHz}$; $\sigma = 0.87 \text{ S/m}$; $\epsilon_r = 43.796$; $\rho = 1000 \text{ kg/m}^3$;
 Phantom section: Left Section

DASY5 Configuration:


- Probe: EX3DV4 - SN7441; ConvF(10.73, 10.73, 10.73); Calibrated: 2016/11/15;
- Sensor-Surface: 1.4mm (Mechanical Surface Detection)
- Electronics: DAE3 Sn379; Calibrated: 2016/10/4
- Phantom: SAM1; Type: QD000P40CC; Serial: TP:1412
- Measurement SW: DASY52, Version 52.8 (8);

Area Scan (71x121x1): Interpolated grid: $dx=1.500 \text{ mm}$, $dy=1.500 \text{ mm}$
 Maximum value of SAR (interpolated) = 0.146 W/kg

Zoom Scan (5x5x7)/Cube 0: Measurement grid: $dx=8\text{mm}$, $dy=8\text{mm}$, $dz=5\text{mm}$
 Reference Value = 7.486 V/m; Power Drift = 0.12 dB
 Peak SAR (extrapolated) = 0.152 W/kg

SAR(1 g) = 0.129 W/kg; SAR(10 g) = 0.106 W/kg

Maximum value of SAR (measured) = 0.144 W/kg



0 dB = 0.144 W/kg = -8.42 dBW/kg

Test Plot 107#: LTE Band 17_Head Left Tilt_Middle_50%RB

DUT: MISTICO ONE 4G LTE Smartphone; Type: MISTICO ONE 4G LTE; Serial: 17041180420

Communication System: FDD-LTE; Frequency: 710 MHz; Duty Cycle: 1:1
 Medium parameters used: $f = 710 \text{ MHz}$; $\sigma = 0.87 \text{ S/m}$; $\epsilon_r = 43.796$; $\rho = 1000 \text{ kg/m}^3$;
 Phantom section: Left Section

DASY5 Configuration:


- Probe: EX3DV4 - SN7441; ConvF(10.73, 10.73, 10.73); Calibrated: 2016/11/15;
- Sensor-Surface: 1.4mm (Mechanical Surface Detection)
- Electronics: DAE3 Sn379; Calibrated: 2016/10/4
- Phantom: SAM1; Type: QD000P40CC; Serial: TP:1412
- Measurement SW: DASY52, Version 52.8 (8);

Area Scan (71x121x1): Interpolated grid: $dx=1.500 \text{ mm}$, $dy=1.500 \text{ mm}$
 Maximum value of SAR (interpolated) = 0.119 W/kg

Zoom Scan (5x5x7)/Cube 0: Measurement grid: $dx=8\text{mm}$, $dy=8\text{mm}$, $dz=5\text{mm}$
 Reference Value = 7.017 V/m ; Power Drift = -0.30 dB
 Peak SAR (extrapolated) = 0.123 W/kg

SAR(1 g) = 0.105 W/kg; SAR(10 g) = 0.086 W/kg

Maximum value of SAR (measured) = 0.116 W/kg



0 dB = 0.116 W/kg = -9.36 dBW/kg

Test Plot 108#: LTE Band 17_Head Right Cheek_Middle_1RB

DUT: MISTICO ONE 4G LTE Smartphone; Type: MISTICO ONE 4G LTE; Serial: 17041180420

Communication System: FDD-LTE; Frequency: 710 MHz; Duty Cycle: 1:1
 Medium parameters used: $f = 710 \text{ MHz}$; $\sigma = 0.87 \text{ S/m}$; $\epsilon_r = 43.796$; $\rho = 1000 \text{ kg/m}^3$;
 Phantom section: Right Section

DASY5 Configuration:


- Probe: EX3DV4 - SN7441; ConvF(10.73, 10.73, 10.73); Calibrated: 2016/11/15;
- Sensor-Surface: 1.4mm (Mechanical Surface Detection)
- Electronics: DAE3 Sn379; Calibrated: 2016/10/4
- Phantom: SAM1; Type: QD000P40CC; Serial: TP:1412
- Measurement SW: DASY52, Version 52.8 (8);

Area Scan (71x121x1): Interpolated grid: $dx=1.500 \text{ mm}$, $dy=1.500 \text{ mm}$
 Maximum value of SAR (interpolated) = 0.216 W/kg

Zoom Scan (5x5x7)/Cube 0: Measurement grid: $dx=8\text{mm}$, $dy=8\text{mm}$, $dz=5\text{mm}$
 Reference Value = 4.922 V/m; Power Drift = 0.16 dB
 Peak SAR (extrapolated) = 0.221 W/kg

SAR(1 g) = 0.185 W/kg; SAR(10 g) = 0.149 W/kg

Maximum value of SAR (measured) = 0.207 W/kg



0 dB = 0.207 W/kg = -6.84 dBW/kg

Test Plot 109#: LTE Band 17_Head Right Cheek_Middle_50%RB

DUT: MISTICO ONE 4G LTE Smartphone; Type: MISTICO ONE 4G LTE; Serial: 17041180420

Communication System: FDD-LTE; Frequency: 710 MHz; Duty Cycle: 1:1
 Medium parameters used: $f = 710 \text{ MHz}$; $\sigma = 0.87 \text{ S/m}$; $\epsilon_r = 43.796$; $\rho = 1000 \text{ kg/m}^3$;
 Phantom section: Right Section

DASY5 Configuration:


- Probe: EX3DV4 - SN7441; ConvF(10.73, 10.73, 10.73); Calibrated: 2016/11/15;
- Sensor-Surface: 1.4mm (Mechanical Surface Detection)
- Electronics: DAE3 Sn379; Calibrated: 2016/10/4
- Phantom: SAM1; Type: QD000P40CC; Serial: TP:1412
- Measurement SW: DASY52, Version 52.8 (8);

Area Scan (71x121x1): Interpolated grid: $dx=1.500 \text{ mm}$, $dy=1.500 \text{ mm}$
 Maximum value of SAR (interpolated) = 0.175 W/kg

Zoom Scan (5x5x7)/Cube 0: Measurement grid: $dx=8\text{mm}$, $dy=8\text{mm}$, $dz=5\text{mm}$
 Reference Value = 4.162 V/m; Power Drift = 0.36 dB
 Peak SAR (extrapolated) = 0.177 W/kg

SAR(1 g) = 0.149 W/kg; SAR(10 g) = 0.120 W/kg

Maximum value of SAR (measured) = 0.167 W/kg



0 dB = 0.167 W/kg = -7.77 dBW/kg

Test Plot 110#: LTE Band 17_Head Right Tilt_Middle_1RB

DUT: MISTICO ONE 4G LTE Smartphone; Type: MISTICO ONE 4G LTE; Serial: 17041180420

Communication System: FDD-LTE; Frequency: 710 MHz; Duty Cycle: 1:1
 Medium parameters used: $f = 710 \text{ MHz}$; $\sigma = 0.87 \text{ S/m}$; $\epsilon_r = 43.796$; $\rho = 1000 \text{ kg/m}^3$;
 Phantom section: Right Section

DASY5 Configuration:


- Probe: EX3DV4 - SN7441; ConvF(10.73, 10.73, 10.73); Calibrated: 2016/11/15;
- Sensor-Surface: 1.4mm (Mechanical Surface Detection)
- Electronics: DAE3 Sn379; Calibrated: 2016/10/4
- Phantom: SAM1; Type: QD000P40CC; Serial: TP:1412
- Measurement SW: DASY52, Version 52.8 (8);

Area Scan (71x121x1): Interpolated grid: $dx=1.500 \text{ mm}$, $dy=1.500 \text{ mm}$
 Maximum value of SAR (interpolated) = 0.122 W/kg

Zoom Scan (5x5x7)/Cube 0: Measurement grid: $dx=8\text{mm}$, $dy=8\text{mm}$, $dz=5\text{mm}$
 Reference Value = 6.817 V/m; Power Drift = 0.12 dB
 Peak SAR (extrapolated) = 0.125 W/kg

SAR(1 g) = 0.108 W/kg; SAR(10 g) = 0.089 W/kg

Maximum value of SAR (measured) = 0.120 W/kg



0 dB = 0.120 W/kg = -9.21 dBW/kg

Test Plot 111#: LTE Band 17_Head Right Tilt_Middle_50%RB

DUT: MISTICO ONE 4G LTE Smartphone; Type: MISTICO ONE 4G LTE; Serial: 17041180420

Communication System: FDD-LTE; Frequency: 710 MHz; Duty Cycle: 1:1
 Medium parameters used: $f = 710 \text{ MHz}$; $\sigma = 0.87 \text{ S/m}$; $\epsilon_r = 43.796$; $\rho = 1000 \text{ kg/m}^3$;
 Phantom section: Right Section

DASY5 Configuration:


- Probe: EX3DV4 - SN7441; ConvF(10.73, 10.73, 10.73); Calibrated: 2016/11/15;
- Sensor-Surface: 1.4mm (Mechanical Surface Detection)
- Electronics: DAE3 Sn379; Calibrated: 2016/10/4
- Phantom: SAM1; Type: QD000P40CC; Serial: TP:1412
- Measurement SW: DASY52, Version 52.8 (8);

Area Scan (71x121x1): Interpolated grid: $dx=1.500 \text{ mm}$, $dy=1.500 \text{ mm}$
 Maximum value of SAR (interpolated) = 0.0976 W/kg

Zoom Scan (5x5x7)/Cube 0: Measurement grid: $dx=8\text{mm}$, $dy=8\text{mm}$, $dz=5\text{mm}$
 Reference Value = 6.163 V/m ; Power Drift = 0.30 dB
 Peak SAR (extrapolated) = 0.101 W/kg

SAR(1 g) = 0.086 W/kg; SAR(10 g) = 0.071 W/kg

Maximum value of SAR (measured) = 0.0955 W/kg



0 dB = $0.0955 \text{ W/kg} = -10.20 \text{ dBW/kg}$

Test Plot 112#: LTE Band 17_Body Back_Middle_1RB

DUT: MISTICO ONE 4G LTE Smartphone; Type: MISTICO ONE 4G LTE; Serial: 17041180420

Communication System: FDD-LTE; Frequency: 710 MHz; Duty Cycle: 1:1
 Medium parameters used: $f = 710 \text{ MHz}$; $\sigma = 0.958 \text{ S/m}$; $\epsilon_r = 55.929$; $\rho = 1000 \text{ kg/m}^3$;
 Phantom section: Left Section

DASY5 Configuration:

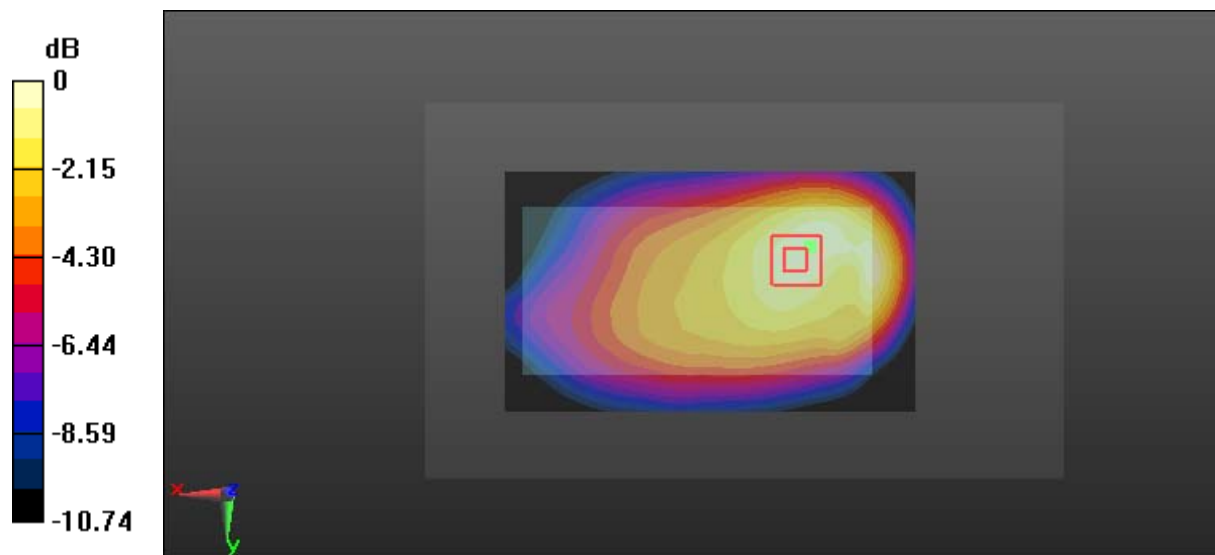
- Probe: EX3DV4 - SN7441; ConvF(10.12, 10.12, 10.12); Calibrated: 2016/11/15;
- Sensor-Surface: 1.4mm (Mechanical Surface Detection)
- Electronics: DAE3 Sn379; Calibrated: 2016/10/4
- Phantom: Triple Flat Phantom 5.1C; Type: QD 000 P51 CA; Serial: 1130
- Measurement SW: DASY52, Version 52.8 (8);

Area Scan (121x71x1): Interpolated grid: $dx=1.500 \text{ mm}$, $dy=1.500 \text{ mm}$
 Maximum value of SAR (interpolated) = 0.305 W/kg

Zoom Scan (5x5x7)/Cube 0: Measurement grid: $dx=8\text{mm}$, $dy=8\text{mm}$, $dz=5\text{mm}$
 Reference Value = 14.12 V/m; Power Drift = -0.01 dB
 Peak SAR (extrapolated) = 0.343 W/kg

SAR(1 g) = 0.239 W/kg; SAR(10 g) = 0.168 W/kg

Maximum value of SAR (measured) = 0.305 W/kg



0 dB = 0.305 W/kg = -5.16 dBW/kg

Test Plot 113#: LTE Band 17_Body Back_Middle_50%RB**DUT: MISTICO ONE 4G LTE Smartphone; Type: MISTICO ONE 4G LTE; Serial: 17041180420**

Communication System: FDD-LTE; Frequency: 710 MHz; Duty Cycle: 1:1
Medium parameters used: $f = 710$ MHz; $\sigma = 0.958$ S/m; $\epsilon_r = 55.929$; $\rho = 1000$ kg/m³ ;
Phantom section: Left Section

DASY5 Configuration:

- Probe: EX3DV4 - SN7441; ConvF(10.12, 10.12, 10.12); Calibrated: 2016/11/15;
- Sensor-Surface: 1.4mm (Mechanical Surface Detection)
- Electronics: DAE3 Sn379; Calibrated: 2016/10/4
- Phantom: Triple Flat Phantom 5.1C; Type: QD 000 P51 CA; Serial: 1130
- Measurement SW: DASY52, Version 52.8 (8);

Area Scan (121x71x1): Interpolated grid: dx=1.500 mm, dy=1.500 mm

Maximum value of SAR (interpolated) = 0.258 W/kg

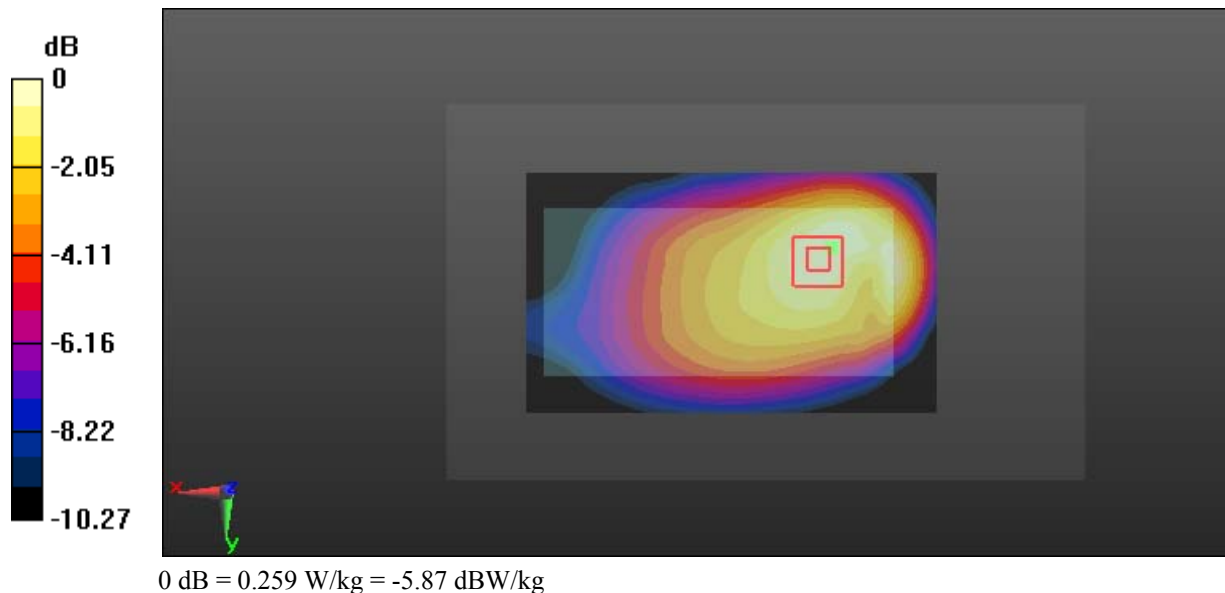
Zoom Scan (5x5x7)/Cube 0: Measurement grid: dx=8mm, dy=8mm, dz=5mm

Reference Value = 12.85 V/m; Power Drift = 0.00 dB

Peak SAR (extrapolated) = 0.290 W/kg

SAR(1 g) = 0.204 W/kg; SAR(10 g) = 0.146 W/kg

Maximum value of SAR (measured) = 0.259 W/kg



Test Plot 114#: LTE Band 17_Body Left_Middle_1RB

DUT: MISTICO ONE 4G LTE Smartphone; Type: MISTICO ONE 4G LTE; Serial: 17041180420

Communication System: FDD-LTE; Frequency: 710 MHz; Duty Cycle: 1:1
 Medium parameters used: $f = 710 \text{ MHz}$; $\sigma = 0.958 \text{ S/m}$; $\epsilon_r = 55.929$; $\rho = 1000 \text{ kg/m}^3$;
 Phantom section: Left Section

DASY5 Configuration:

- Probe: EX3DV4 - SN7441; ConvF(10.12, 10.12, 10.12); Calibrated: 2016/11/15;
- Sensor-Surface: 1.4mm (Mechanical Surface Detection)
- Electronics: DAE3 Sn379; Calibrated: 2016/10/4
- Phantom: Triple Flat Phantom 5.1C; Type: QD 000 P51 CA; Serial: 1130
- Measurement SW: DASY52, Version 52.8 (8);

Area Scan (121x41x1): Interpolated grid: $dx=1.500 \text{ mm}$, $dy=1.500 \text{ mm}$

Maximum value of SAR (interpolated) = 0.137 W/kg


Zoom Scan (5x5x7)/Cube 0: Measurement grid: $dx=8\text{mm}$, $dy=8\text{mm}$, $dz=5\text{mm}$

Reference Value = 10.47 V/m; Power Drift = 0.20 dB

Peak SAR (extrapolated) = 0.153 W/kg

SAR(1 g) = 0.106 W/kg; SAR(10 g) = 0.074 W/kg

Maximum value of SAR (measured) = 0.136 W/kg



Test Plot 115#: LTE Band 17_Body Left_Middle_50%RB

DUT: MISTICO ONE 4G LTE Smartphone; Type: MISTICO ONE 4G LTE; Serial: 17041180420

Communication System: FDD-LTE; Frequency: 710 MHz; Duty Cycle: 1:1
 Medium parameters used: $f = 710 \text{ MHz}$; $\sigma = 0.958 \text{ S/m}$; $\epsilon_r = 55.929$; $\rho = 1000 \text{ kg/m}^3$;
 Phantom section: Left Section

DASY5 Configuration:

- Probe: EX3DV4 - SN7441; ConvF(10.12, 10.12, 10.12); Calibrated: 2016/11/15;
- Sensor-Surface: 1.4mm (Mechanical Surface Detection)
- Electronics: DAE3 Sn379; Calibrated: 2016/10/4
- Phantom: Triple Flat Phantom 5.1C; Type: QD 000 P51 CA; Serial: 1130
- Measurement SW: DASY52, Version 52.8 (8);

Area Scan (121x41x1): Interpolated grid: $dx=1.500 \text{ mm}$, $dy=1.500 \text{ mm}$

Maximum value of SAR (interpolated) = 0.105 W/kg


Zoom Scan (5x5x7)/Cube 0: Measurement grid: $dx=8\text{mm}$, $dy=8\text{mm}$, $dz=5\text{mm}$

Reference Value = 9.293 V/m; Power Drift = -0.04 dB

Peak SAR (extrapolated) = 0.124 W/kg

SAR(1 g) = 0.084 W/kg; SAR(10 g) = 0.058 W/kg

Maximum value of SAR (measured) = 0.111 W/kg



0 dB = 0.111 W/kg = -9.55 dBW/kg

Test Plot 116#: LTE Band 17_Body Right_Middle_1RB

DUT: MISTICO ONE 4G LTE Smartphone; Type: MISTICO ONE 4G LTE; Serial: 17041180420


Communication System: FDD-LTE; Frequency: 710 MHz; Duty Cycle: 1:1
 Medium parameters used: $f = 710 \text{ MHz}$; $\sigma = 0.958 \text{ S/m}$; $\epsilon_r = 55.929$; $\rho = 1000 \text{ kg/m}^3$;
 Phantom section: Left Section

DASY5 Configuration:

- Probe: EX3DV4 - SN7441; ConvF(10.12, 10.12, 10.12); Calibrated: 2016/11/15;
- Sensor-Surface: 1.4mm (Mechanical Surface Detection)
- Electronics: DAE3 Sn379; Calibrated: 2016/10/4
- Phantom: Triple Flat Phantom 5.1C; Type: QD 000 P51 CA; Serial: 1130
- Measurement SW: DASY52, Version 52.8 (8);

Area Scan (121x41x1): Interpolated grid: $dx=1.500 \text{ mm}$, $dy=1.500 \text{ mm}$
 Maximum value of SAR (interpolated) = 0.134 W/kg

Zoom Scan (5x5x7)/Cube 0: Measurement grid: $dx=8\text{mm}$, $dy=8\text{mm}$, $dz=5\text{mm}$
 Reference Value = 10.38 V/m ; Power Drift = -0.06 dB
 Peak SAR (extrapolated) = 0.151 W/kg
SAR(1 g) = 0.104 W/kg ; SAR(10 g) = 0.073 W/kg
 Maximum value of SAR (measured) = 0.135 W/kg



Test Plot 117#: LTE Band 17_Body Right_Middle_50%RB

DUT: MISTICO ONE 4G LTE Smartphone; Type: MISTICO ONE 4G LTE; Serial: 17041180420

Communication System: FDD-LTE; Frequency: 710 MHz; Duty Cycle: 1:1
 Medium parameters used: $f = 710 \text{ MHz}$; $\sigma = 0.958 \text{ S/m}$; $\epsilon_r = 55.929$; $\rho = 1000 \text{ kg/m}^3$;
 Phantom section: Left Section

DASY5 Configuration:

- Probe: EX3DV4 - SN7441; ConvF(10.12, 10.12, 10.12); Calibrated: 2016/11/15;
- Sensor-Surface: 1.4mm (Mechanical Surface Detection)
- Electronics: DAE3 Sn379; Calibrated: 2016/10/4
- Phantom: Triple Flat Phantom 5.1C; Type: QD 000 P51 CA; Serial: 1130
- Measurement SW: DASY52, Version 52.8 (8);

Area Scan (121x41x1): Interpolated grid: $dx=1.500 \text{ mm}$, $dy=1.500 \text{ mm}$

Maximum value of SAR (interpolated) = 0.104 W/kg


Zoom Scan (5x5x7)/Cube 0: Measurement grid: $dx=8\text{mm}$, $dy=8\text{mm}$, $dz=5\text{mm}$

Reference Value = 9.238 V/m; Power Drift = -0.01 dB

Peak SAR (extrapolated) = 0.119 W/kg

SAR(1 g) = 0.082 W/kg; SAR(10 g) = 0.058 W/kg

Maximum value of SAR (measured) = 0.106 W/kg



0 dB = 0.106 W/kg = -9.75 dBW/kg

Test Plot 118#: LTE Band 17_Body Bottom_Middle_1RB

DUT: MISTICO ONE 4G LTE Smartphone; Type: MISTICO ONE 4G LTE; Serial: 17041180420

Communication System: FDD-LTE; Frequency: 710 MHz; Duty Cycle: 1:1
 Medium parameters used: $f = 710 \text{ MHz}$; $\sigma = 0.958 \text{ S/m}$; $\epsilon_r = 55.929$; $\rho = 1000 \text{ kg/m}^3$;
 Phantom section: Left Section

DASY5 Configuration:

- Probe: EX3DV4 - SN7441; ConvF(10.12, 10.12, 10.12); Calibrated: 2016/11/15;
- Sensor-Surface: 1.4mm (Mechanical Surface Detection)
- Electronics: DAE3 Sn379; Calibrated: 2016/10/4
- Phantom: Triple Flat Phantom 5.1C; Type: QD 000 P51 CA; Serial: 1130
- Measurement SW: DASY52, Version 52.8 (8);

Area Scan (41x71x1): Interpolated grid: $dx=1.500 \text{ mm}$, $dy=1.500 \text{ mm}$

Maximum value of SAR (interpolated) = 0.161 W/kg

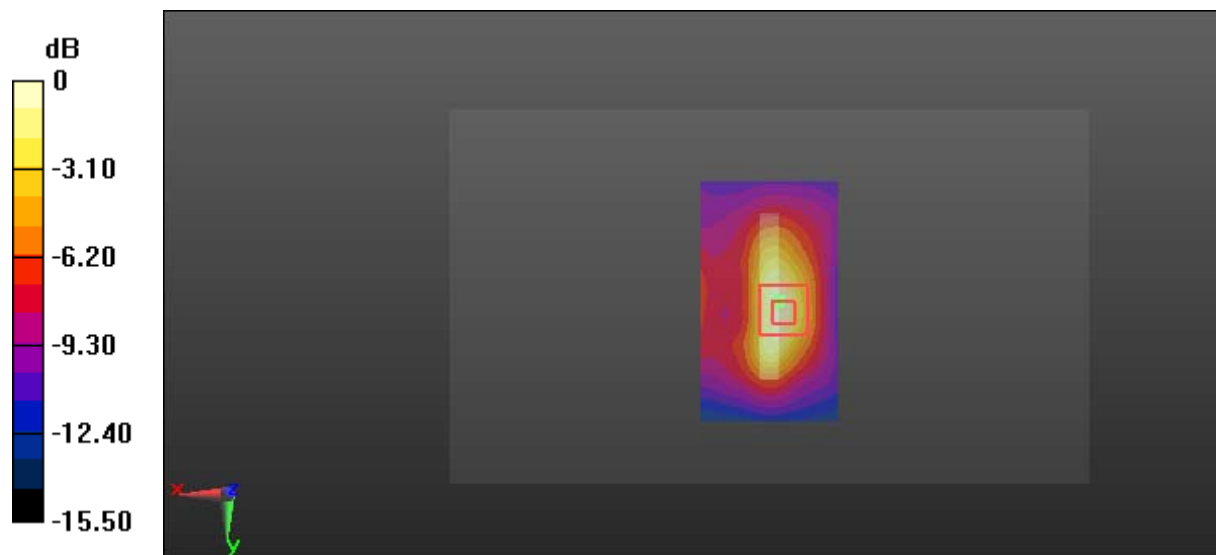
Zoom Scan (5x5x7)/Cube 0: Measurement grid: $dx=8\text{mm}$, $dy=8\text{mm}$, $dz=5\text{mm}$

Reference Value = 9.606 V/m; Power Drift = 0.12 dB

Peak SAR (extrapolated) = 0.220 W/kg

SAR(1 g) = 0.109 W/kg; SAR(10 g) = 0.056 W/kg

Maximum value of SAR (measured) = 0.171 W/kg



0 dB = 0.171 W/kg = -7.67 dBW/kg

Test Plot 119#: LTE Band 17_Body Bottom_Middle_50%RB

DUT: MISTICO ONE 4G LTE Smartphone; Type: MISTICO ONE 4G LTE; Serial: 17041180420

Communication System: FDD-LTE; Frequency: 710 MHz; Duty Cycle: 1:1
 Medium parameters used: $f = 710 \text{ MHz}$; $\sigma = 0.958 \text{ S/m}$; $\epsilon_r = 55.929$; $\rho = 1000 \text{ kg/m}^3$;
 Phantom section: Left Section

DASY5 Configuration:

- Probe: EX3DV4 - SN7441; ConvF(10.12, 10.12, 10.12); Calibrated: 2016/11/15;
- Sensor-Surface: 1.4mm (Mechanical Surface Detection)
- Electronics: DAE3 Sn379; Calibrated: 2016/10/4
- Phantom: Triple Flat Phantom 5.1C; Type: QD 000 P51 CA; Serial: 1130
- Measurement SW: DASY52, Version 52.8 (8);

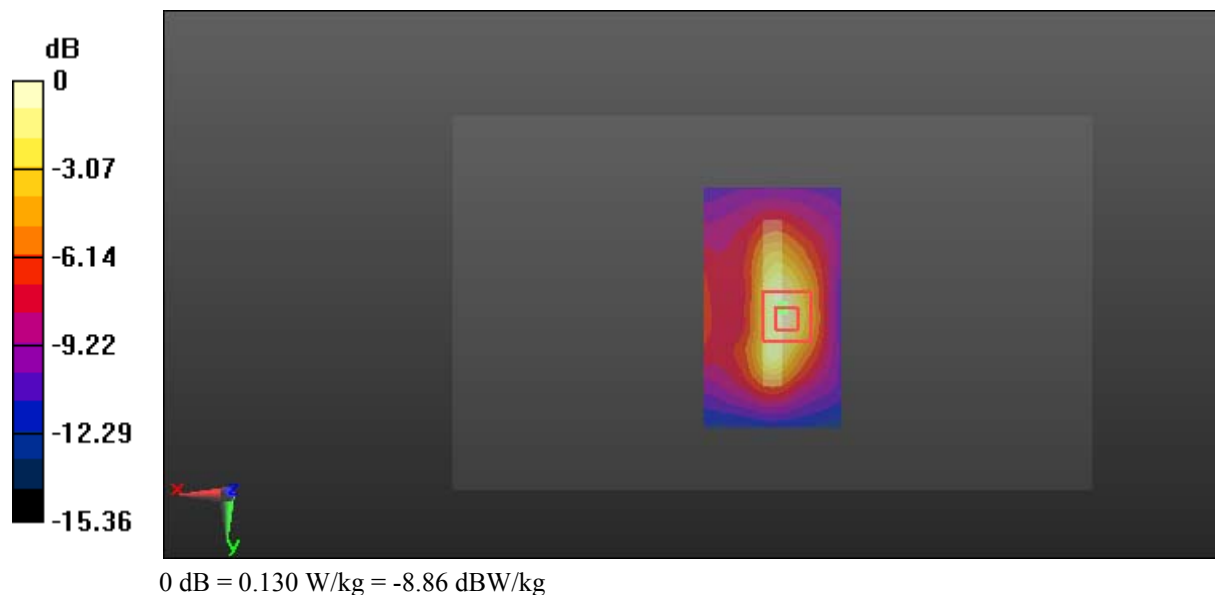
Area Scan (41x71x1): Interpolated grid: $dx=1.500 \text{ mm}$, $dy=1.500 \text{ mm}$
 Maximum value of SAR (interpolated) = 0.120 W/kg

Zoom Scan (5x5x7)/Cube 0: Measurement grid: $dx=8\text{mm}$, $dy=8\text{mm}$, $dz=5\text{mm}$
 Reference Value = 8.149 V/m ; Power Drift = 0.07 dB

Peak SAR (extrapolated) = 0.166 W/kg

SAR(1 g) = 0.082 W/kg ; SAR(10 g) = 0.043 W/kg

Maximum value of SAR (measured) = 0.130 W/kg



Test Plot 120#: WLAN 2.4GHz_Head Left Cheek_Middle

DUT: MISTICO ONE 4G LTE Smartphone; Type: MISTICO ONE 4G LTE; Serial: 17041180420

Communication System: IEEE 802.11b WiFi 2.4 GHz; Frequency: 2437 MHz; Duty Cycle: 1:1

Medium parameters used: $f = 2437 \text{ MHz}$; $\sigma = 1.813 \text{ S/m}$; $\epsilon_r = 39.674$; $\rho = 1000 \text{ kg/m}^3$

Phantom section: Left Section

DASY5 Configuration:

- Probe: EX3DV4 - SN7441; ConvF(7.85, 7.85, 7.85); Calibrated: 2016/11/15;
- Sensor-Surface: 1.4mm (Mechanical Surface Detection)
- Electronics: DAE3 Sn379; Calibrated: 2016/10/4
- Phantom: SAM 1; Type: QD000P40CC; Serial: TP:1412
- Measurement SW: DASY52, Version 52.8 (8);

Area Scan (81x151x1): Interpolated grid: $dx=1.200 \text{ mm}$, $dy=1.200 \text{ mm}$

Maximum value of SAR (interpolated) = 0.163 W/kg

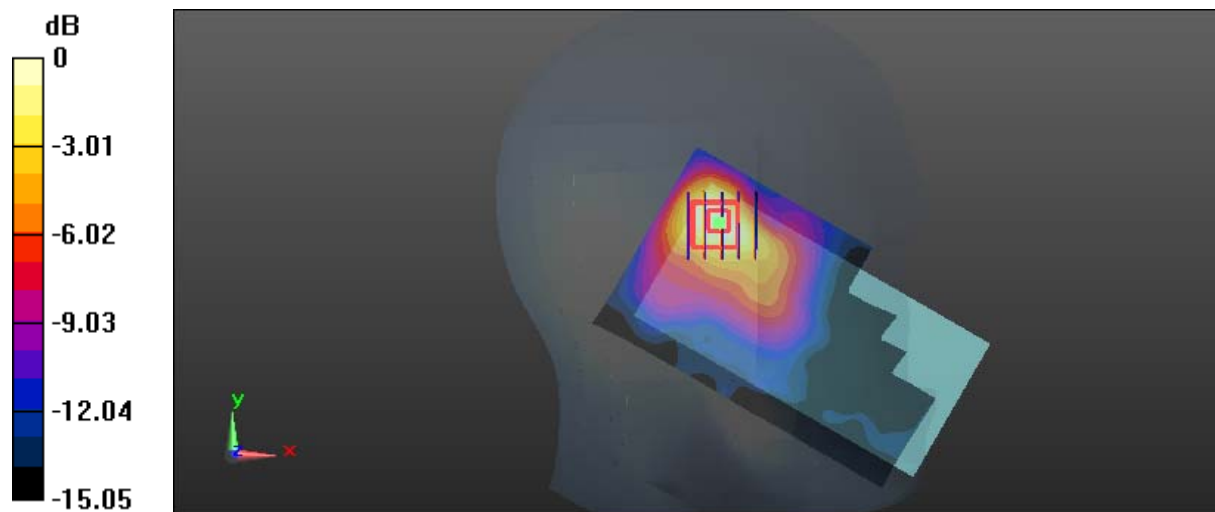
Zoom Scan (5x5x7)/Cube 0: Measurement grid: $dx=8\text{mm}$, $dy=8\text{mm}$, $dz=5\text{mm}$

Reference Value = 4.594 V/m; Power Drift = -0.07 dB

Peak SAR (extrapolated) = 0.217 W/kg

SAR(1 g) = 0.101 W/kg; SAR(10 g) = 0.052 W/kg

Maximum value of SAR (measured) = 0.156 W/kg



0 dB = 0.156 W/kg = -8.07 dBW/kg

Test Plot 121#: WLAN 2.4GHz_Head Left Tilt_Middle

DUT: MISTICO ONE 4G LTE Smartphone; Type: MISTICO ONE 4G LTE; Serial: 17041180420

Communication System: IEEE 802.11b WiFi 2.4 GHz; Frequency: 2437 MHz; Duty Cycle: 1:1

Medium parameters used: $f = 2437 \text{ MHz}$; $\sigma = 1.813 \text{ S/m}$; $\epsilon_r = 39.674$; $\rho = 1000 \text{ kg/m}^3$

Phantom section: Left Section

DASY5 Configuration:

- Probe: EX3DV4 - SN7441; ConvF(7.85, 7.85, 7.85); Calibrated: 2016/11/15;
- Sensor-Surface: 1.4mm (Mechanical Surface Detection)
- Electronics: DAE3 Sn379; Calibrated: 2016/10/4
- Phantom: SAM 1; Type: QD000P40CC; Serial: TP:1412
- Measurement SW: DASY52, Version 52.8 (8);

Area Scan (81x151x1): Interpolated grid: $dx=1.200 \text{ mm}$, $dy=1.200 \text{ mm}$

Maximum value of SAR (interpolated) = 0.113 W/kg


Zoom Scan (5x5x7)/Cube 0: Measurement grid: $dx=8\text{mm}$, $dy=8\text{mm}$, $dz=5\text{mm}$

Reference Value = 3.873 V/m; Power Drift = -0.04 dB

Peak SAR (extrapolated) = 0.141 W/kg

SAR(1 g) = 0.063 W/kg; SAR(10 g) = 0.035 W/kg

Maximum value of SAR (measured) = 0.0991 W/kg



0 dB = 0.0991 W/kg = -10.04 dBW/kg

Test Plot 122#: WLAN 2.4GHz_Head Right Cheek_Middle

DUT: MISTICO ONE 4G LTE Smartphone; Type: MISTICO ONE 4G LTE; Serial: 17041180420

Communication System: IEEE 802.11b WiFi 2.4 GHz; Frequency: 2437 MHz; Duty Cycle: 1:1

Medium parameters used: $f = 2437$ MHz; $\sigma = 1.813$ S/m; $\epsilon_r = 39.674$; $\rho = 1000$ kg/m³

Phantom section: Right Section

DASY5 Configuration:

- Probe: EX3DV4 - SN7441; ConvF(7.85, 7.85, 7.85); Calibrated: 2016/11/15;
- Sensor-Surface: 1.4mm (Mechanical Surface Detection)
- Electronics: DAE3 Sn379; Calibrated: 2016/10/4
- Phantom: SAM 1; Type: QD000P40CC; Serial: TP:1412
- Measurement SW: DASY52, Version 52.8 (8);

Area Scan (81x151x1): Interpolated grid: dx=1.200 mm, dy=1.200 mm

Maximum value of SAR (interpolated) = 0.0723 W/kg


Zoom Scan (5x5x7)/Cube 0: Measurement grid: dx=8mm, dy=8mm, dz=5mm

Reference Value = 4.513 V/m; Power Drift = 0.13 dB

Peak SAR (extrapolated) = 0.0810 W/kg

SAR(1 g) = 0.045 W/kg; SAR(10 g) = 0.029 W/kg

Maximum value of SAR (measured) = 0.0651 W/kg



0 dB = 0.0651 W/kg = -11.86 dBW/kg

Test Plot 123#: WLAN 2.4GHz_Head Right Tilt_Middle

DUT: MISTICO ONE 4G LTE Smartphone; Type: MISTICO ONE 4G LTE; Serial: 17041180420

Communication System: IEEE 802.11b WiFi 2.4 GHz; Frequency: 2437 MHz; Duty Cycle: 1:1

Medium parameters used: $f = 2437 \text{ MHz}$; $\sigma = 1.813 \text{ S/m}$; $\epsilon_r = 39.674$; $\rho = 1000 \text{ kg/m}^3$

Phantom section: Right Section

DASY5 Configuration:

- Probe: EX3DV4 - SN7441; ConvF(7.85, 7.85, 7.85); Calibrated: 2016/11/15;
- Sensor-Surface: 1.4mm (Mechanical Surface Detection)
- Electronics: DAE3 Sn379; Calibrated: 2016/10/4
- Phantom: SAM 1; Type: QD000P40CC; Serial: TP:1412
- Measurement SW: DASY52, Version 52.8 (8);

Area Scan (81x151x1): Interpolated grid: $dx=1.200 \text{ mm}$, $dy=1.200 \text{ mm}$

Maximum value of SAR (interpolated) = 0.0879 W/kg


Zoom Scan (5x5x7)/Cube 0: Measurement grid: $dx=8\text{mm}$, $dy=8\text{mm}$, $dz=5\text{mm}$

Reference Value = 4.237 V/m; Power Drift = 0.04 dB

Peak SAR (extrapolated) = 0.106 W/kg

SAR(1 g) = 0.055 W/kg; SAR(10 g) = 0.031 W/kg

Maximum value of SAR (measured) = 0.0788 W/kg



0 dB = 0.0788 W/kg = -11.03 dBW/kg

Test Plot 124#: WLAN 2.4GHz_Body Back_Middle**DUT: MISTICO ONE 4G LTE Smartphone; Type: MISTICO ONE 4G LTE; Serial: 17041180420**

Communication System: IEEE 802.11b WiFi 2.4 GHz; Frequency: 2437 MHz; Duty Cycle: 1:1

Medium parameters used: $f = 2437$ MHz; $\sigma = 1.944$ S/m; $\epsilon_r = 53.858$; $\rho = 1000$ kg/m³

Phantom section: Center Section

DASY5 Configuration:

- Probe: EX3DV4 - SN7441; ConvF(7.67, 7.67, 7.67); Calibrated: 2016/11/15;
- Sensor-Surface: 1.4mm (Mechanical Surface Detection)
- Electronics: DAE3 Sn379; Calibrated: 2016/10/4
- Phantom: Triple Flat Phantom 5.1C; Type: QD 000 P51 CA; Serial: 1130
- Measurement SW: DASY52, Version 52.8 (8);

Area Scan (161x91x1): Interpolated grid: dx=1.200 mm, dy=1.200 mm

Maximum value of SAR (interpolated) = 0.0371 W/kg

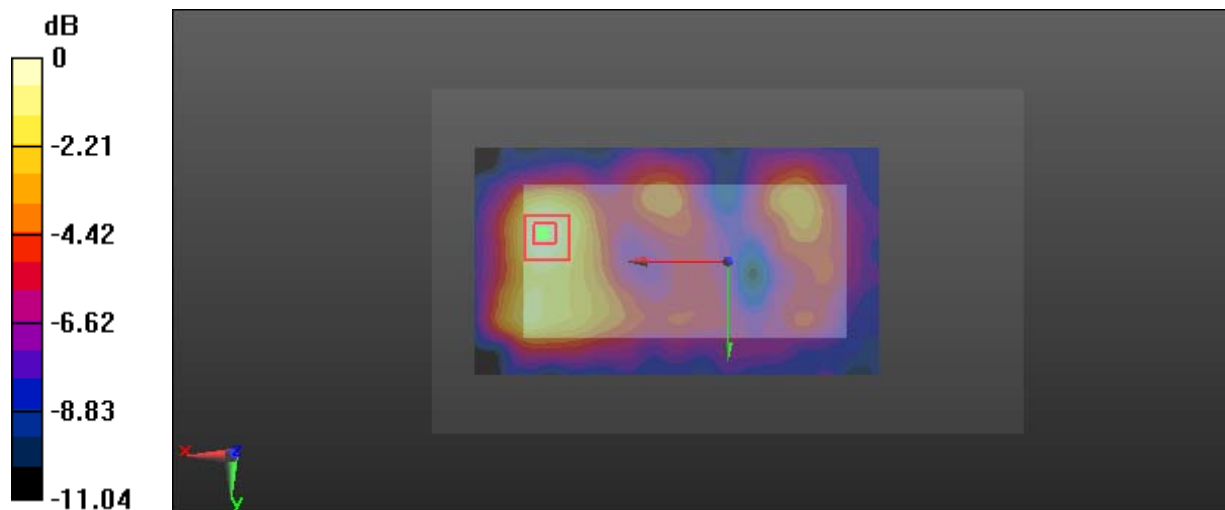
Zoom Scan (5x5x7)/Cube 0: Measurement grid: dx=8mm, dy=8mm, dz=5mm

Reference Value = 1.462 V/m; Power Drift = 0.17 dB

Peak SAR (extrapolated) = 0.0470 W/kg

SAR(1 g) = 0.025 W/kg; SAR(10 g) = 0.015 W/kg

Maximum value of SAR (measured) = 0.0381 W/kg



0 dB = 0.0381 W/kg = -14.19 dBW/kg

Test Plot 125#: WLAN 2.4GHz_Body Right_Middle**DUT: MISTICO ONE 4G LTE Smartphone; Type: MISTICO ONE 4G LTE; Serial: 17041180420**

Communication System: IEEE 802.11b WiFi 2.4 GHz; Frequency: 2437 MHz; Duty Cycle: 1:1

Medium parameters used: $f = 2437$ MHz; $\sigma = 1.944$ S/m; $\epsilon_r = 53.858$; $\rho = 1000$ kg/m³

Phantom section: Center Section

DASY5 Configuration:

- Probe: EX3DV4 - SN7441; ConvF(7.67, 7.67, 7.67); Calibrated: 2016/11/15;
- Sensor-Surface: 1.4mm (Mechanical Surface Detection)
- Electronics: DAE3 Sn379; Calibrated: 2016/10/4
- Phantom: Triple Flat Phantom 5.1C; Type: QD 000 P51 CA; Serial: 1130
- Measurement SW: DASY52, Version 52.8 (8);

Area Scan (161x51x1): Interpolated grid: dx=1.200 mm, dy=1.200 mm

Maximum value of SAR (interpolated) = 0.0172 W/kg

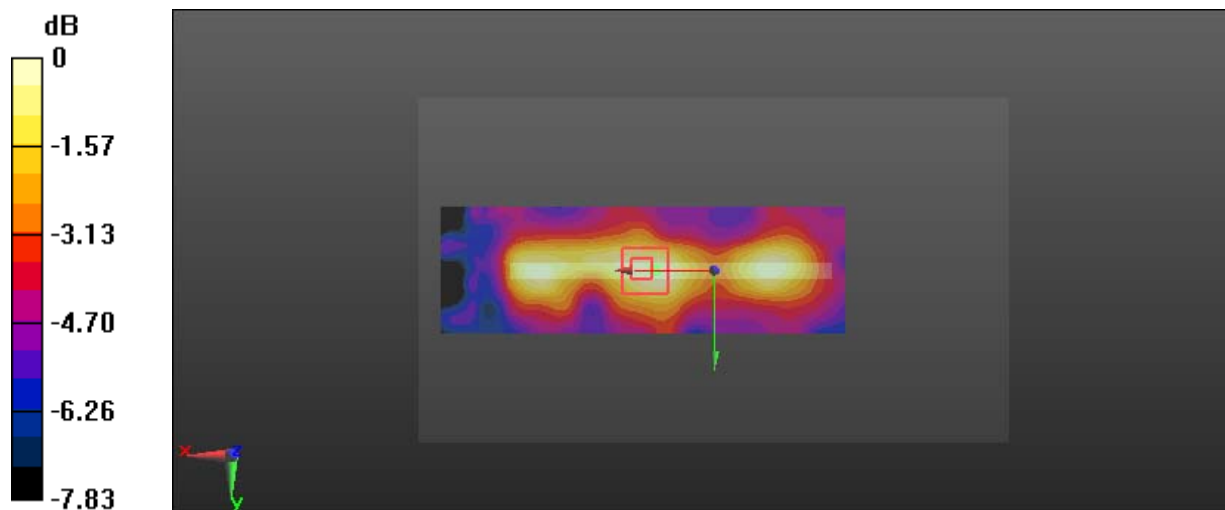
Zoom Scan (5x5x7)/Cube 0: Measurement grid: dx=8mm, dy=8mm, dz=5mm

Reference Value = 2.020 V/m; Power Drift = 0.06 dB

Peak SAR (extrapolated) = 0.0200 W/kg

SAR(1 g) = 0.013 W/kg; SAR(10 g) = 0.00839 W/kg

Maximum value of SAR (measured) = 0.0170 W/kg



0 dB = 0.0170 W/kg = -17.70 dBW/kg

Test Plot 126#: WLAN 2.4GHz_Body Top_Middle

DUT: MISTICO ONE 4G LTE Smartphone; Type: MISTICO ONE 4G LTE; Serial: 17041180420

Communication System: IEEE 802.11b WiFi 2.4 GHz; Frequency: 2437 MHz;Duty Cycle: 1:1

Medium parameters used: $f = 2437$ MHz; $\sigma = 1.944$ S/m; $\epsilon_r = 53.858$; $\rho = 1000$ kg/m³

Phantom section: Center Section

DASY5 Configuration:

- Probe: EX3DV4 - SN7441; ConvF(7.67, 7.67, 7.67); Calibrated: 2016/11/15;
- Sensor-Surface: 1.4mm (Mechanical Surface Detection)
- Electronics: DAE3 Sn379; Calibrated: 2016/10/4
- Phantom: Triple Flat Phantom 5.1C; Type: QD 000 P51 CA; Serial: 1130
- Measurement SW: DASY52, Version 52.8 (8);

Area Scan (71x81x1): Interpolated grid: dx=1.200 mm, dy=1.200 mm

Maximum value of SAR (interpolated) = 0.0445 W/kg

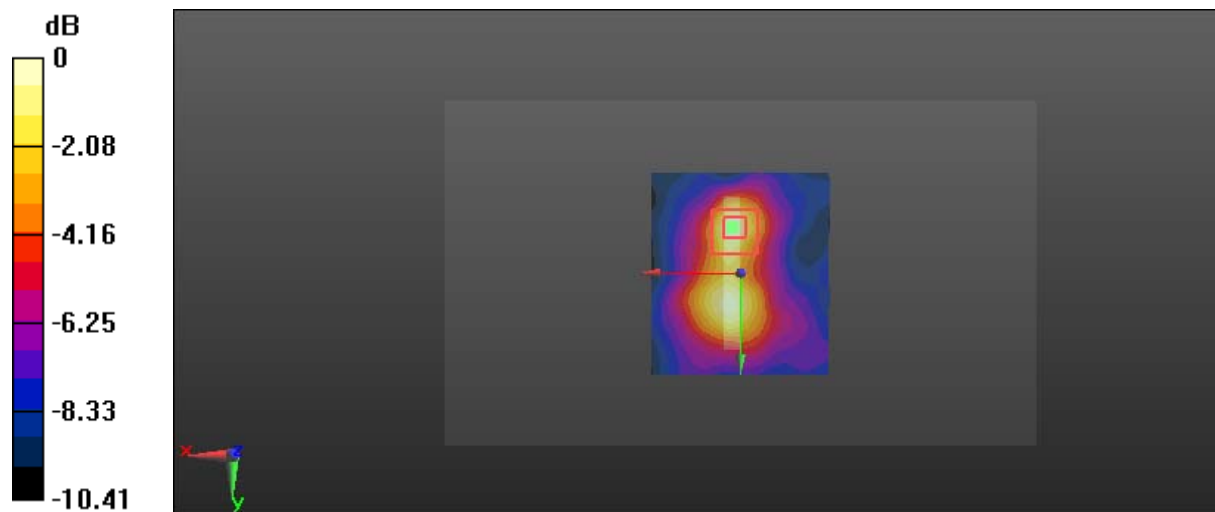
Zoom Scan (5x5x7)/Cube 0: Measurement grid: dx=8mm, dy=8mm, dz=5mm

Reference Value = 3.139 V/m; Power Drift = -0.04 dB

Peak SAR (extrapolated) = 0.0560 W/kg

SAR(1 g) = 0.026 W/kg; SAR(10 g) = 0.014 W/kg

Maximum value of SAR (measured) = 0.0430 W/kg



0 dB = 0.0430 W/kg = -13.67 dBW/kg