

Guía de Inicio Rápido



kodaksmart.com

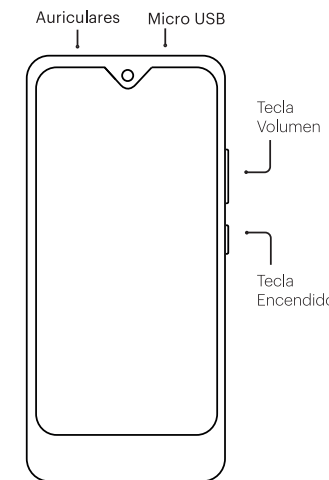
© 2018 IFRESA
IFRE S.A. es una compañía de KMG Fuegoña S.A.
The Kodak trademark, logo and trade dress are used under license from Kodak.

¡Bienvenido a una Experiencia Única!

Ahora que tenés un **KODAK SMARTWAY T3 Mobile Phone** vas a inspirarte más. Vas a divertirte más. Vas a sorprenderte más. Vas a emocionarte más, pero sobre todo vas a estar muy feliz de haber elegido **KODAK SMARTWAY T3 Mobile Phone** para compartir todas tus historias.

Diseño del Dispositivo

Para encender el dispositivo, mantenga pulsada la tecla de Encendido durante unos segundos.



Insertar Tarjeta SIM

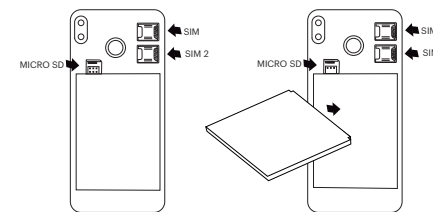
Este dispositivo admite dos tarjetas NANO SIM

1 Remover la tapa



Utilizar solo las manos para abrir la tapa, sin utilizar ningún tipo de herramienta. El celular tiene una muesca en la esquina inferior derecha para este propósito

2 Coloque SIM y MICRO SD



3 Inserte la batería

Antes de utilizar el dispositivo por primera vez deberá cargar la batería por no menos de 6 hs.



Información sobre Seguridad

Lea toda la información sobre seguridad antes de utilizar el dispositivo a fin de garantizar el uso correcto y seguro.



Advertencia

Respete las advertencias que se mencionan a continuación para evitar incidentes tales como un incendio o una explosión.

- No exponga el dispositivo a impactos o daños físicos.
 - No traslade el dispositivo en los bolsillos posteriores ni alrededor de la cintura.
 - Guarde las baterías de repuesto en un estuche protector adecuado.

- Use baterías, cargadores, accesorios y suministros aprobados por el fabricante.

- Evite que el enchufe multiuso y las terminales de la batería entren en contacto con elementos conductores, como metales o líquidos.

- No pulse el dispositivo con las manos mojadas. No use el dispositivo en entornos húmedos, como baños o durante actividades acuáticas como natación.

- Si una parte del dispositivo se agrieta o se rompe, o si el dispositivo se calienta excesivamente, deje de usarlo inmediatamente y llévelo a un centro de servicios de Kodak.

- No encienda ni utilice el dispositivo mientras el compartimento de la batería se encuentre expuesto.

Página en blanco

Página en blanco

Página en blanco

Respete las advertencias que se mencionan a continuación para evitar lastimar a otras personas o dañar el dispositivo.



- No permita que los niños o animales mastiquen o laman el dispositivo.
- No use el dispositivo para golpear ojos, oídos u otras partes del cuerpo, ni se coloque el dispositivo en la boca.
- Si el dispositivo posee una lámpara o un flash para la cámara, no la utilice cerca de los ojos de personas o animales.
- El dispositivo puede usarse en lugares en los que la temperatura ambiente esté entre 0°C y 35°C. Puede guardarse en lugares en los que la temperatura se encuentre entre -20°C y 50°C. Usarlo o guardarlo fuera de estos intervalos recomendados puede dañar el dispositivo o reducir la vida útil de la batería.
- No guarde el dispositivo en calefactores, microondas, equipamientos de cocina ni contenedores de alta presión ni cerca de ellos.
- Mantenga el dispositivo seco.
- No utilice el dispositivo al aire libre durante una tormenta eléctrica.
- Cumpla con todas las advertencias y normas de seguridad relacionadas con el uso de dispositivos móviles mientras conduce un vehículo.



A fin de evitar posibles daños auditivos al usar un auricular, no escuche sonidos con volumen alto durante mucho tiempo.



Impreso en Argentina

GUIA INICIO RAPIDO
Inglés / Castellano

Medidas Desplegado
40,8 cm x 11 cm.

Medidas Plegado
6,8 cm x 11 cm.

Tintas especiales

PANTONE 1235 SOLID COATED

PANTONE 485 SOLID COATED

PANTONE BLACK SOLID COATED



KODAK SMARTWAY T3
MOBILE PHONE

Quick Start Guide



Welcome to an Amazing Experience!

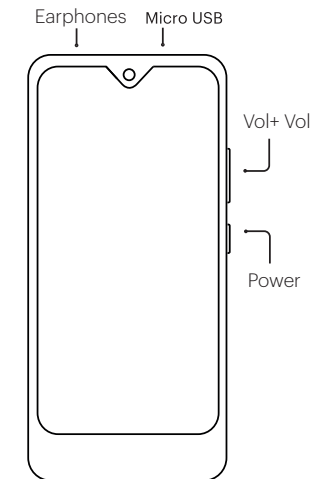
Getting your new **KODAK SMARTWAY T3 Mobile Phone** means more inspiration and fun. You will be thrilled using your **KODAK SMARTWAY T3 Mobile Phone** to share all your stories!

kodaksmart.com

©2019 IFRESA
IFRE S.A. es una compañía de KMG Fuegoins S.A.
The Kodak trademark, logo and trade dress are used under license from Kodak.

Device Design

To turn the device on, press and hold the POWER key for a few seconds.



Remove back case

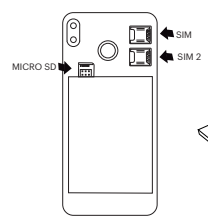
This Device supports 2 Nano SIM Cards

1 Remove back case

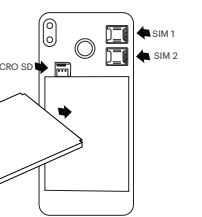


Please use only your hands to open the back case (no tools of any kind). Please find a slot in the bottom right corner for this purpose

2 Insert Nano SIM Card

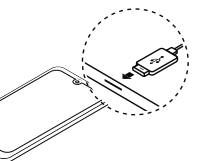


3 Insert Battery



Charging Battery

Before you start using the Device for the first time you must charge the battery for 6 hours at least



Safety Information

Read all the safety information before using the device for the purpose of ensure proper and safe use.



Warning

Follow the warning information provided below to prevent incidents such as fire or explosion.

- Do not expose the device to physical impact or damage.
 - Do not carry your device in your back pockets or on your waist.
 - Store the spare batteries in a suitable protective case.

- Use manufacturer-approved chargers, accessories, and supplies.

- Prevent the multipurpose jack from contacting conductive elements, such as metal or liquids.
- Do not touch the charger or the device with wet hands while the device is charging. Do not use the device in humid environments, such as baths or during aquatic activities such as swimming.

- If any part of the device is cracked, broken or it overheats, stop using the device immediately and take it to a Kodak Service Centre.

- Do not turn on or use the device while the battery compartment is exposed.

FCC Statement

1. This device complies with Part 15 of the FCC Rules. Operation is subject to the following two conditions:
(1) This device may not cause harmful interference.
(2) This device must accept any interference received, including interference that may cause undesired operation.

2. Changes or modifications not expressly approved by the party responsible for compliance could void the user's authority to operate the equipment.

NOTE:

This equipment has been tested and found to comply with the limits for a Class B digital device, pursuant to Part 15 of the FCC Rules. These limits are designed to provide reasonable protection against harmful interference in a residential installation.

This equipment generates uses and can radiate radio frequency energy and, if not installed and used in accordance with the instructions, may cause harmful interference to radio communications. However, there is no guarantee that interference will not occur in a particular installation. If this equipment does cause harmful interference to radio or television reception, which can be determined by turning the equipment off and on, the user is encouraged to try to correct the interference by one or more of the following measures:

Reorient or relocate the receiving antenna.
Increase the separation between the equipment and receiver.

Connect the equipment into an outlet on a circuit different from that to which the receiver is connected. Consult the dealer or an experienced radio/TV technician for help.

SAR Information Statement

Your wireless phone is a radio transmitter and receiver. It is designed and manufactured not to exceed the emission limits for exposure to radiofrequency (RF) energy set by the Federal Communications Commission of the U.S. Government. These limits are part of comprehensive guidelines and establish permitted levels of RF energy for the general population. The standards include a substantial safety margin designed to assure the safety of all persons, regardless of age and health. The exposure standard for wireless mobile phones employs a unit of measurement known as the Specific Absorption Rate, or SAR. The SAR limit set by the FCC is 1.6 W/kg. * Tests for SAR are conducted with the phone transmitting at its highest certified power level in all tested frequency bands. Although the SAR is determined at the highest certified power level, the actual SAR level of the phone while operating can be well below the maximum value. This is because the phone is designed to operate at multiple power levels so as to use only the power required to reach the network. In general, the closer you are to a wireless base station antenna, the lower the power output. Before a phone model is available for sale to the public, it must be tested and certified to the FCC that it does not exceed the limit established by the government adopted requirement for safe exposure.

The tests are performed in positions and locations (e.g., at the ear and worn on the body) as required by the FCC for each model. The highest SAR value for this model phone when tested for use at the ear is 1.391W/Kg and when worn on the body, as described in this user guide, is 0.666W/Kg(Body-worn measurements differ among

phone models, depending upon available accessories and FCC requirements). The maximum scaled SAR in hotspot mode is 0.666W/Kg. While there may be differences between the SAR levels of various phones and at various positions, they all meet the government requirement for safe exposure. The FCC has granted an Equipment Authorization for this model phone with all reported SAR levels evaluated as in compliance with the FCC RF exposure guidelines. SAR information on this model phone is on file with the FCC and can be found under the Display Grant section of <http://www.fcc.gov/oet/fccid> after searching on FCC ID: 2ALP3-T3 Additional information on Specific Absorption Rates (SAR) can be found on the Cellular Telecommunications Industry Association (CTIA) web-site at <http://www.wow-com.com>. * In the United States and Canada, the SAR limit for mobile phones used by the public is 1.6 watts/kg (W/kg) averaged over one gram of tissue. The standard incorporates a substantial

margin of safety to give additional protection for the public and to account for any variations in measurements.

Body-worn Operation

This device was tested for typical body-worn operations. To comply with RF exposure requirements, a minimum separation distance of 10mm must be maintained between the user's body and the handset, including the antenna. Third-party belt-clips, holsters, and similar accessories used by this device should not contain any metallic components. Body-worn accessories that do not meet these requirements may not comply with RF exposure requirements and should be avoided. Use only the supplied or an approved antenna.

Follow the warnings below to prevent injury to people or damage to the device.



- Do not allow children or animals to chew or suck the device.
- Do not poke eyes, ears, or other body parts with the device or insert the device into the mouth.
- If the device has a camera flash or light, do not use it close to the eyes of people or animals.
- The device can be used in locations with an ambient temperature of 0°C to 35°C. You can store the device at an ambient temperature of -20°C to 50°C. Using or storing the device outside of the recommended temperature ranges may damage the device or reduce the battery's lifespan.
- Do not store your device near or in heaters, microwaves, cooking equipment, or high pressure containers.
- Keep your device dry.
- Do not use your device outdoors during a thunderstorm.
- Comply with all safety warnings and regulations regarding mobile device usage while operating a vehicle.



To prevent possible hearing damage when using a headset, do not listen to sound at high volume for long periods.



Printed in Argentina

GUIA INICIO RAPIDO
Inglés / Castellano

Medidas Desplegado
40,8 cm x 11cm.

Medidas Plegado
6,8 cm x 11cm.

Tintas especiales

PANTONE 1235 SOLID COATED

PANTONE 485 SOLID COATED

PANTONE BLACK SOLID COATED

