


FCC ID: 2ALEPT0005978

IC: 22504-T0005978

EUT Test Setup Photo

EUT Antenna Port Conducted Measurement Test Setup:



FCC ID: 2ALEPT0005978

IC: 22504-T0005978

EUT Test Setup Photo

X Axis T0005986 Variant




FCC ID: 2ALEPT0005978

IC: 22504-T0005978

EUT Test Setup Photo

Y Axis T0005986 Variant



FCC ID: 2ALEPT0005978

IC: 22504-T0005978

EUT Test Setup Photo

Z Axis T0005986 Variant



FCC ID: 2ALEPT0005978

IC: 22504-T0005978

EUT Test Setup Photo

Fix Axis T0005982 Variant





FCC ID: 2ALEPT0005978

IC: 22504-T0005978

EUT Test Setup Photo

Radiated Emission below 30 MHz Test Setup:




FCC ID: 2ALEPT0005978

IC: 22504-T0005978

EUT Test Setup Photo

Radiated Emission 30 MHz to 1 GHz Test Setup:



FCC ID: 2ALEPT0005978

IC: 22504-T0005978

EUT Test Setup Photo

Radiated Emission 1 GHz – 10 GHz Test Setup:

