



Shenzhen Feimin Technology Co., Ltd.
 ShenZhen City FeiMin Technology CO.,LTD.

Product Acknowledgement

SPECIFICATION FOR APPROVED

client

CUSTOMER: Shenzhen Weierdi Technology Co., Ltd.

Product Name

PRODUCTS: FPC Antenna

Customer Part Number

PART NO: 110.023.00005

Product Model

Spec.: FM-S2361-ES400 (350mm)

Date

Data: 2024.1.18

supplier		
SUPPLIER		
Fiction PREPARED BY	Audit CHECKED BY	approve APPROVED BY
Marfan	Xia Xingxi	Ma Dongdong

client		
CUSTOMER		
admit ACCEPTED BY	Audit CHECKED BY	approve APPROVED BY

Note: After stamping, please send one copy of the letter of acknowledgment (or a copy) to our company, and the rest will be kept by your company.

REMARK: Please send us one(or copy) of this approval with stamp after accepting, other copies filed by the customer.

Address: Room 303, Building C, Hengnan 1st Road, Gushu Community, Xixiang Street, Bao'an District, Shenzhen

ADD: Room 303, Building C, Hengnan one Road, Gushu community, Xixiang Street, Bao'an District, Shenzhen

City

Tel: 0755-23035723 E-mail:

ant001@fmant.cn

Fax: 0755-23036702

Website : <http://www.fmant.cn>

ANTENNA SPECIFICATION

Table of contents

Product Acknowledgement.....	1
1. Project Information	4
1.1. Appearance and Dimensions.....	4
2. Electrical Characteristics.....	5
2.1. Test Environment Conditions.....	5
2.2. Measurement method	5
2.2.1. Antenna VSWR, Antenna Return Loss, Smith Chart Antenna VSWR, Antenna Return loss, Smith chart.....	5
2.3. Antenna passive test data.....	6
2.3.1. Test system.....	6
2.3.2 Antenna efficiency and gain	6
2.2.3.Antenna Radiation Pattern	7
3. Notes.....	7
4. Product packaging specification	8

ANTENNA SPECIFICATION

Revision history

Version	Date	state
A1	2024-1-18	First edition

Changes:

First change:



Before the change: (If necessary, please add relevant pictures and describe the change details clearly)

After the change: (If necessary, please add corresponding pictures and describe the change details clearly)

ANTENNA SPECIFICATION

1. Project Information

1.1. Appearance and Dimensions



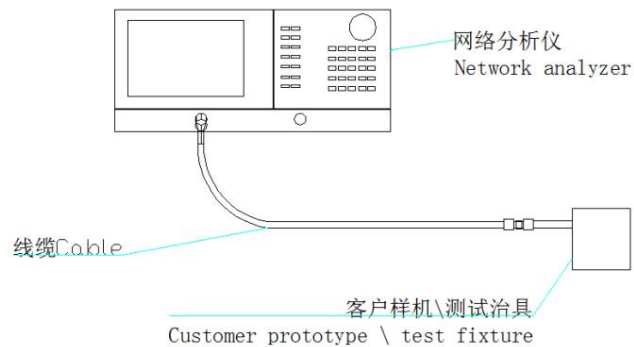
ANTENNA SPECIFICATION

2. Electrical Characteristics

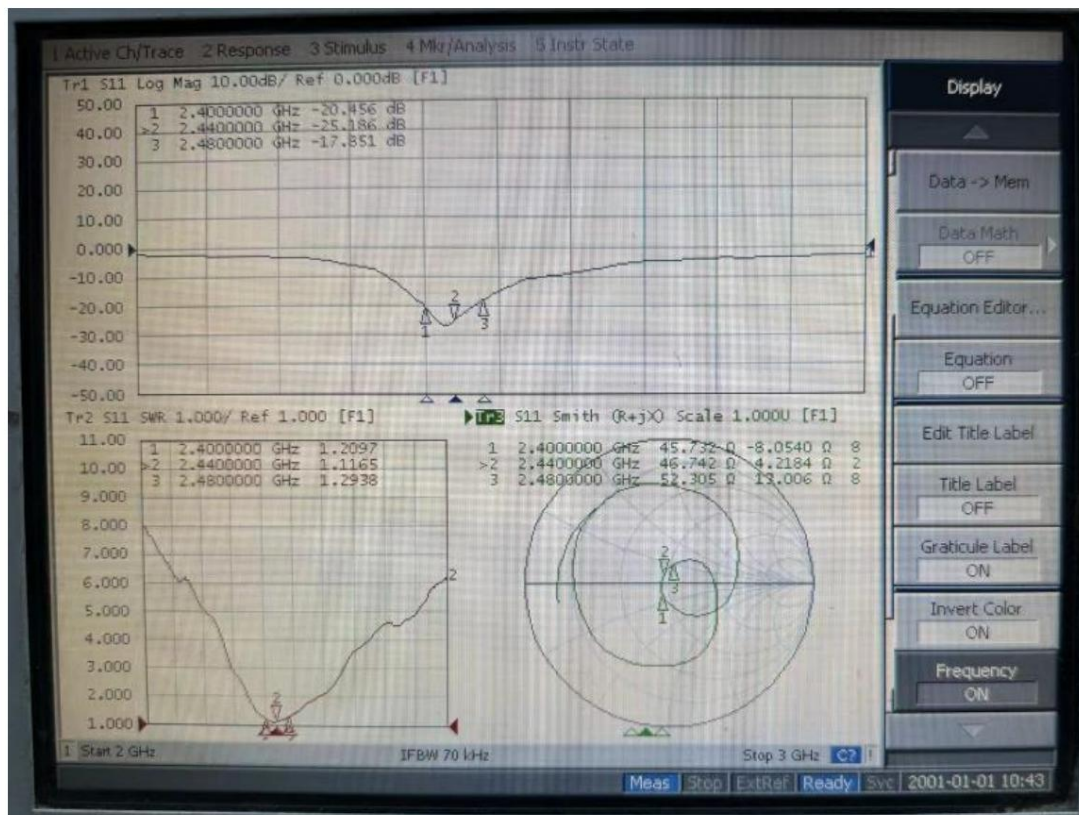
2.1. Test Environment Conditions

Temperature	Temperature Ordinary Temperature (5 to 35°C)
Humidity	Ordinary Humidity (25 to 85% RH)

2.2. Measurement method




2.2.1. Antenna VSWR, Antenna Return Loss, Smith Chart Antenna VSWR, Antenna Return loss, Smith chart



ANTENNA SPECIFICATION

2.3. Antenna passive test data

2.3.1. Test system



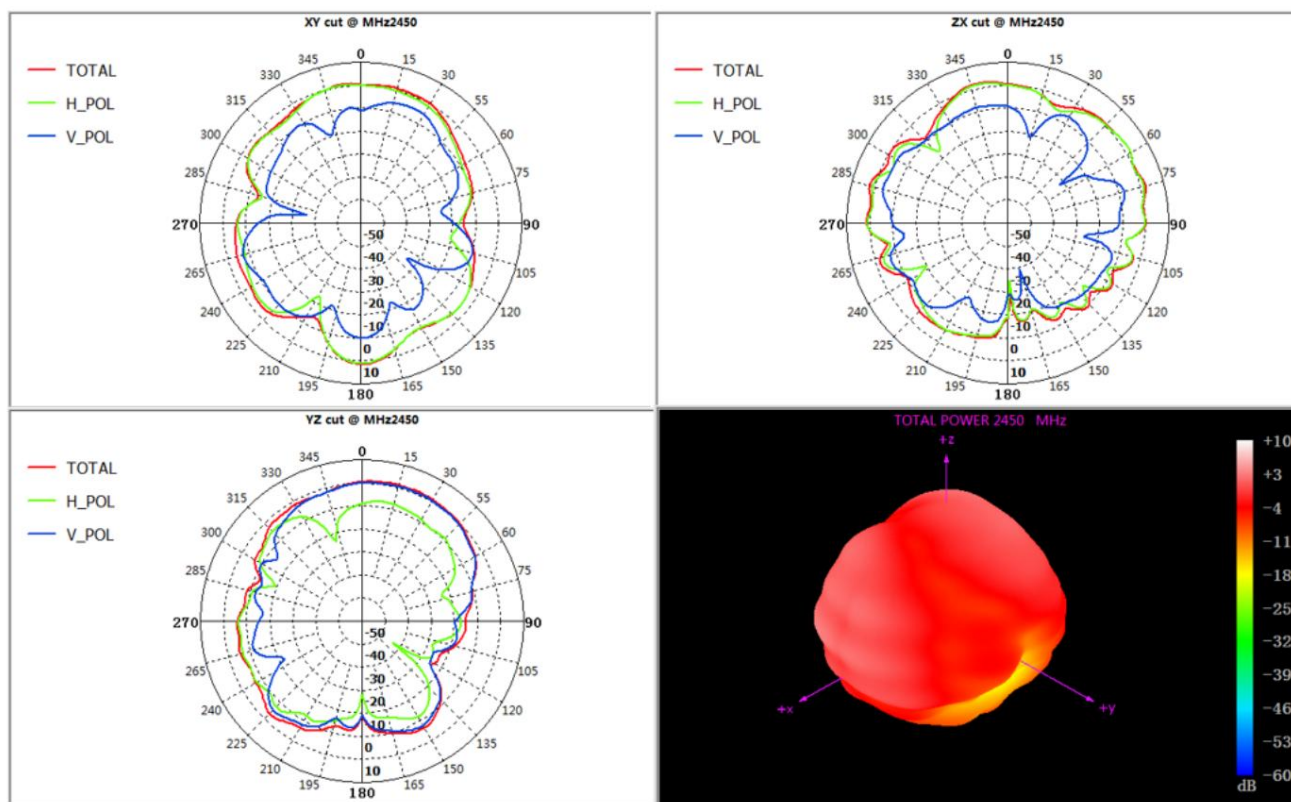
Shenzhen Feimin Technology Co., Ltd. (24 -probe OTA microwave darkroom)

2.3.2 Antenna efficiency and gain

Frequency (MHz)	Gain (dBi)	Efficiency (%)
2400 MHz	2.26	36.21
2410 MHz	2.7	35.72
2420 MHz	2.78	37.74
2430 MHz	2.67	38.41
2440 MHz	2.88	39.99
2450 MHz	2.31	41.67
2460 MHz	2.72	41.33
2470 MHz	2.87	41.73
2480 MHz	2.7	40.59
2490 MHz	2.71	40.4
2500 MHz	2.63	39.58

ANTENNA SPECIFICATION

2.2.3. Antenna Radiation Pattern



3. Notes

1. When installing, be careful not to get too close to metal parts to avoid affecting the antenna performance. 2.

This antenna is only suitable for this model. The position of the antenna cannot be changed at will. If it is used on other machines and the effect is deteriorated, our company will not be held responsible. close.

3. The data used in this accreditation (such as antenna efficiency, gain, etc.) are all the data obtained by testing this accredited project/antenna in the laboratory of Shenzhen Feimin Technology Co., Ltd.

ANTENNA SPECIFICATION

4. Product packaging specification

Product Name:FPC Antenna

Antenna type: shielded wire + FPC

1. Label requirements:

The inner label is 7CM long and 4CM wide

The outer label is 7CM long, about 5CM

Supplier Shenzhen Feimin Technology Co., Ltd. Product	
Name*****	Material
Code*****	Specification Model*****
Quantity***	PCS

Customer			
Name Supplier Shenzhen Feimin Technology Co., Ltd.	Order		
No. *****	Material Code *****		
Specification Model *****	Product Name *****		
Quantity *****	PCS	Inspection spare parts ***	PCS
Remarks			

2. Packing process

instructions: 1.

Pack __ PCS of product in PE open bags and affix inner labels to each small bag; Put __ small bags into large PE sealing tape bags, except for the remaining number and spare parts.

2. Each box is packed with __ large bags of products, and the boxes are sealed with adhesive tape in the shape of an "H".

3. Stick the outer label on the upper right corner of the box, and make sure it is not missed or filled in incorrectly.

3. Note: When packing,

be sure to place the antenna flat. There should be no serious shaking after sealing. If the box is not full, fill it with foam to avoid product defects during transportation.

