



11AC80SISO_Ant3_5775



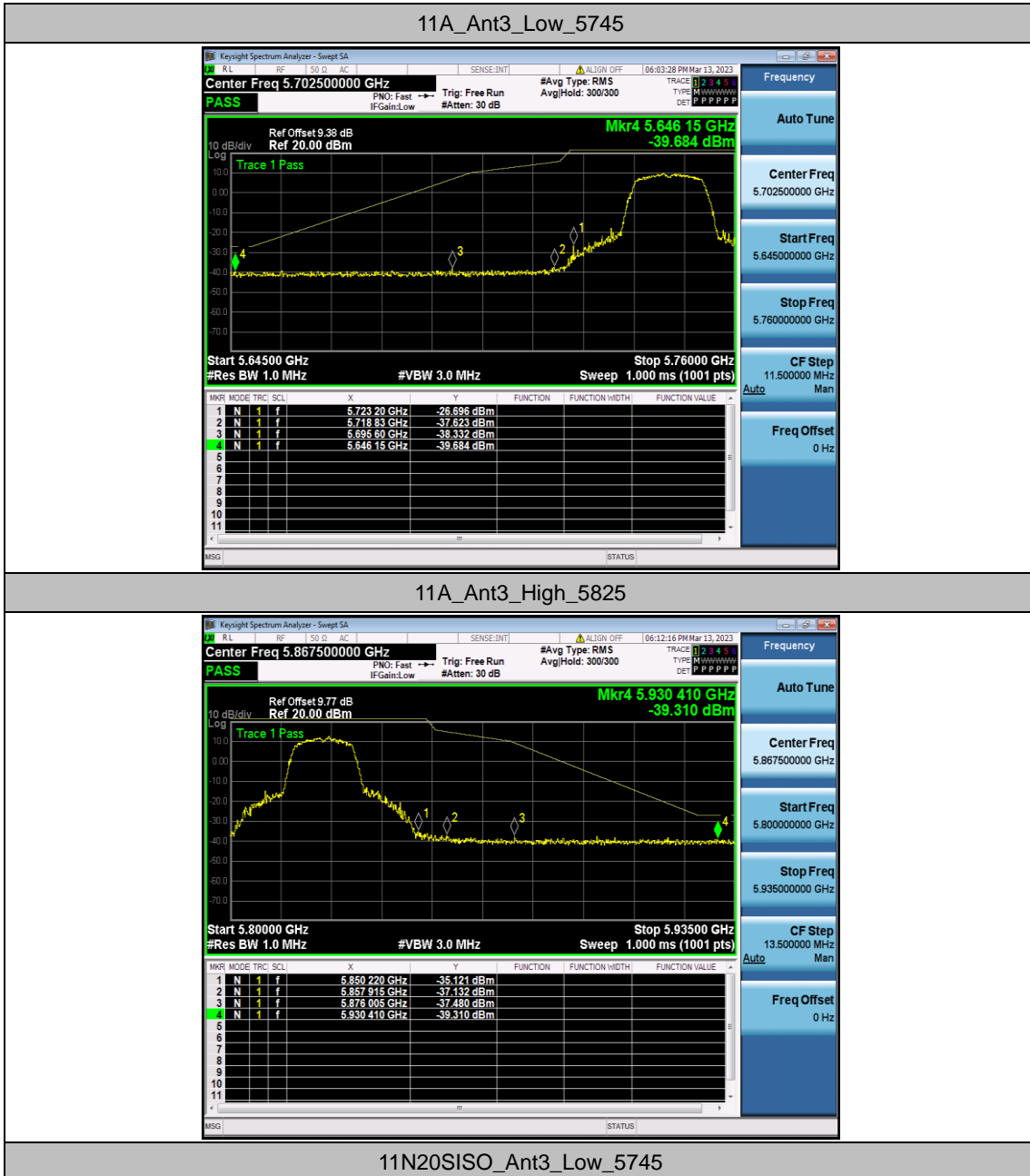
Appendix C.6: Band edge measurements

Test Result B4

TestMode	Antenna	ChName	Frequency[MHz]	FreqRange [MHz]	Result [dBm]	Limit [dBm]	Verdict
11A	Ant3	Low	5745	5650~5700	-38.33	≤6.74	PASS
				5700~5720	-37.62	≤15.27	PASS
				5720~5725	-26.7	≤22.90	PASS
				5760~5650	-39.68	≤-27	PASS
		High	5825	5850~5855	-35.12	≤16.10	PASS
				5855~5875	-37.13	≤10.82	PASS
				5875~5925	-37.48	≤-26.26	PASS
				5925~5935	-39.31	≤-27	PASS
11N20SI SO	Ant3	Low	5745	5650~5700	-38.29	≤4.11	PASS
				5700~5720	-36.79	≤15.59	PASS
				5720~5725	-28.55	≤26.83	PASS
				5760~5650	-39.34	≤-27	PASS
		High	5825	5850~5855	-36.78	≤23.49	PASS
				5855~5875	-37.57	≤10.10	PASS
				5875~5925	-38.09	≤-2.68	PASS
				5925~5935	-39.45	≤-27	PASS
11N40SI SO	Ant3	Low	5755	5650~5700	-38.32	≤-10.72	PASS
				5700~5720	-26.67	≤15.54	PASS
				5720~5725	-26.53	≤21.28	PASS
				5780~5650	-37.99	≤-27	PASS
		High	5795	5850~5855	-38.04	≤18.67	PASS
				5855~5875	-37.55	≤10.36	PASS
				5875~5925	-38.21	≤-4.33	PASS
				5925~5935	-38.81	≤-27	PASS
11AC20S ISO	Ant3	Low	5745	5650~5700	-37.73	≤-19.04	PASS
				5700~5720	-36.65	≤15.56	PASS
				5720~5725	-29.1	≤23.16	PASS
				5760~5650	-40.13	≤-27	PASS
		High	5825	5850~5855	-37.12	≤16.10	PASS
				5855~5875	-38.01	≤10.02	PASS
				5875~5925	-37.38	≤-3.38	PASS
				5925~5935	-38.78	≤-27	PASS
11AC40S ISO	Ant3	Low	5755	5650~5700	-37.92	≤0.57	PASS
				5700~5720	-27.13	≤15.39	PASS
				5720~5725	-26.63	≤24.36	PASS
				5780~5650	-40.04	≤-27	PASS

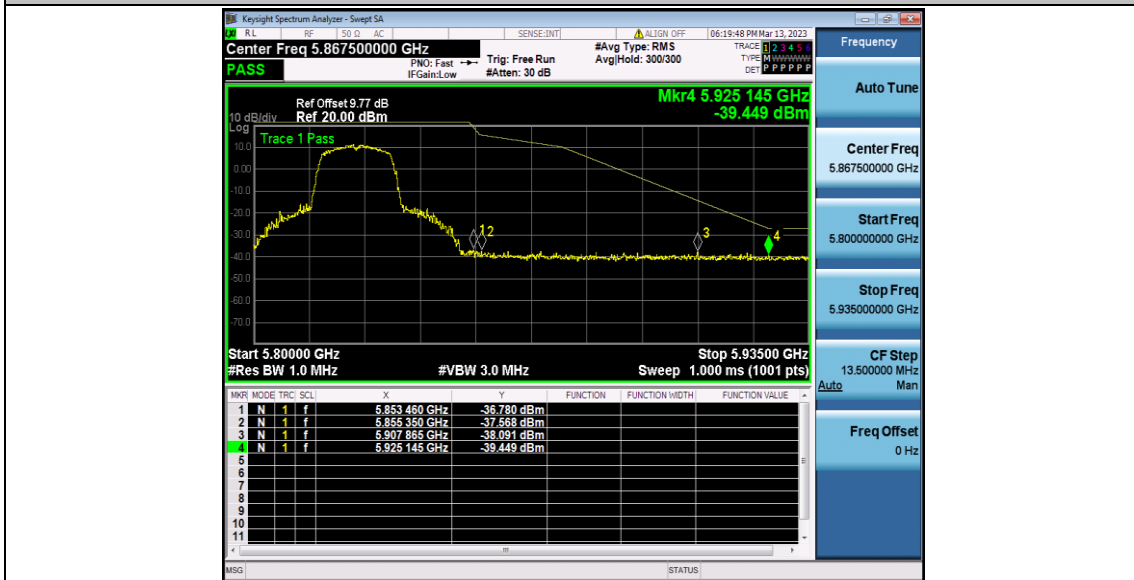
		High	5795	5850~5855	-38.03	≤ 16.79	PASS
				5855~5875	-37.7	≤ 11.15	PASS
				5875~5925	-37.65	≤ -25.58	PASS
				5925~5935	-38.78	≤ -27	PASS
11AC80S ISO	Ant3	Low	5775	5650~5700	-28.34	≤ -1.91	PASS
				5700~5720	-26.67	≤ 15.04	PASS
				5720~5725	-24.04	≤ 23.42	PASS
				5800~5650	-40.29	≤ -27	PASS
		High	5775	5850~5855	-33.39	≤ 17.90	PASS
				5855~5875	-32.6	≤ 12.56	PASS
				5875~5925	-37.14	≤ -25.31	PASS
				5925~5935	-38.31	≤ -27	PASS

Test Graphs B4

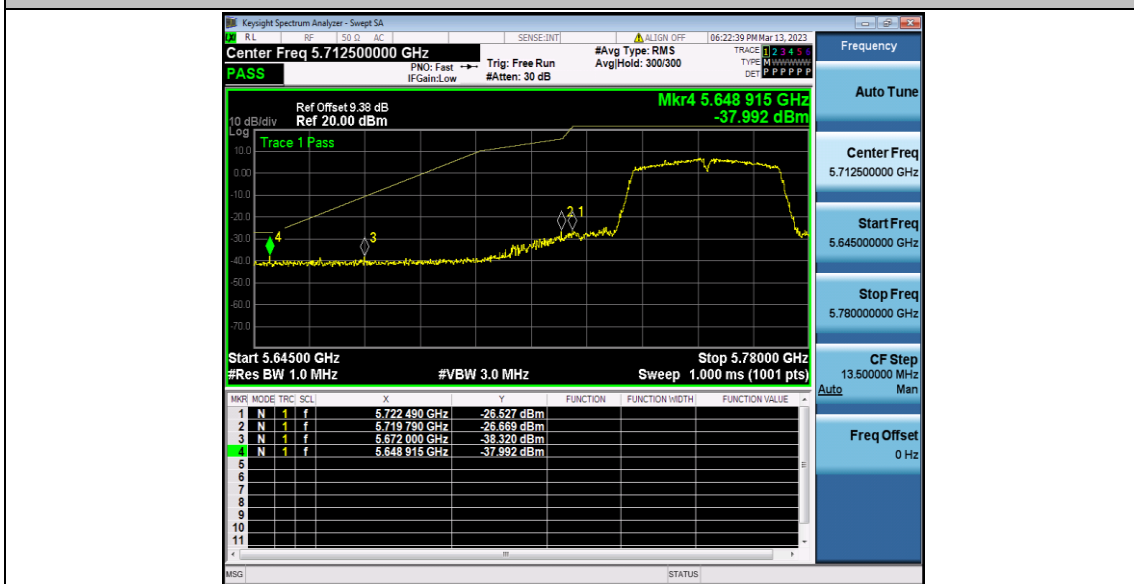




11N20SISO_Ant3_High_5825



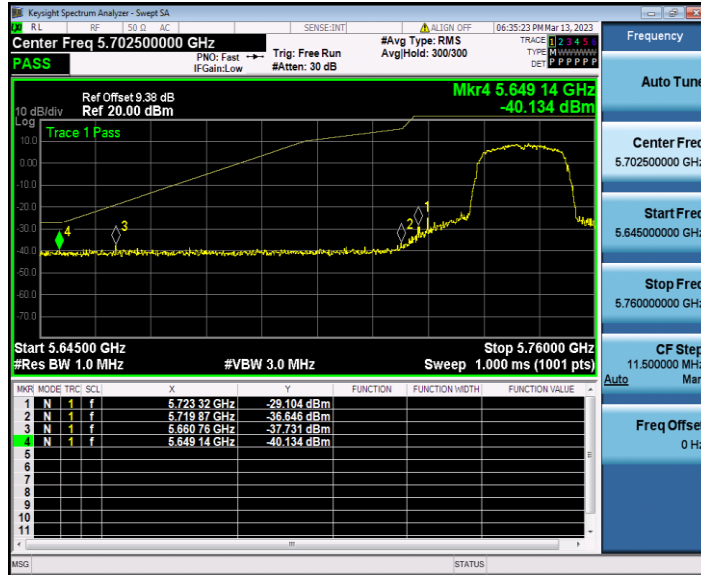
11N40SISO_Ant3_Low_5755



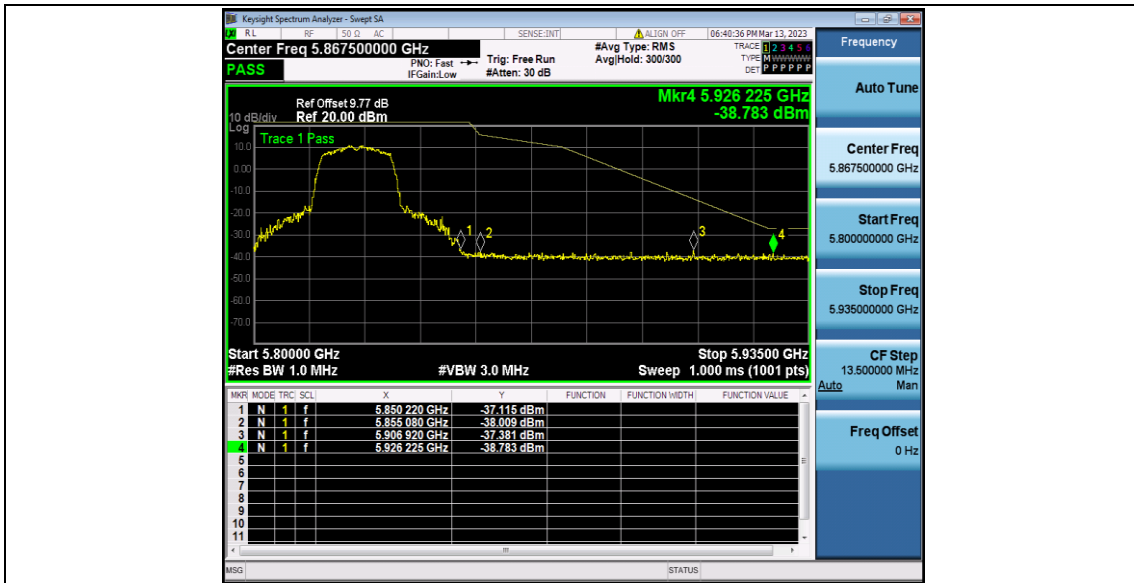
11N40SISO_Ant3_High_5795



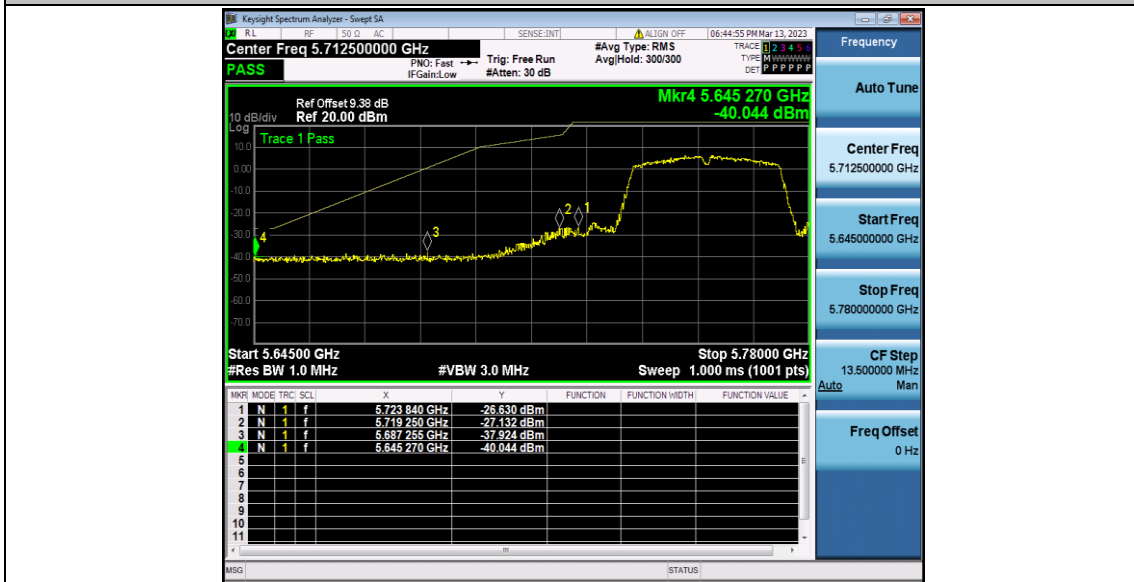
11AC20SISO_Ant3_Low_5745



11AC20SISO_Ant3_High_5825



11AC40SISO_Ant3_Low_5755



11AC40SISO_Ant3_High_5795



11AC80SISO_Ant3_Low_5775



11AC80SISO_Ant3_High_5775

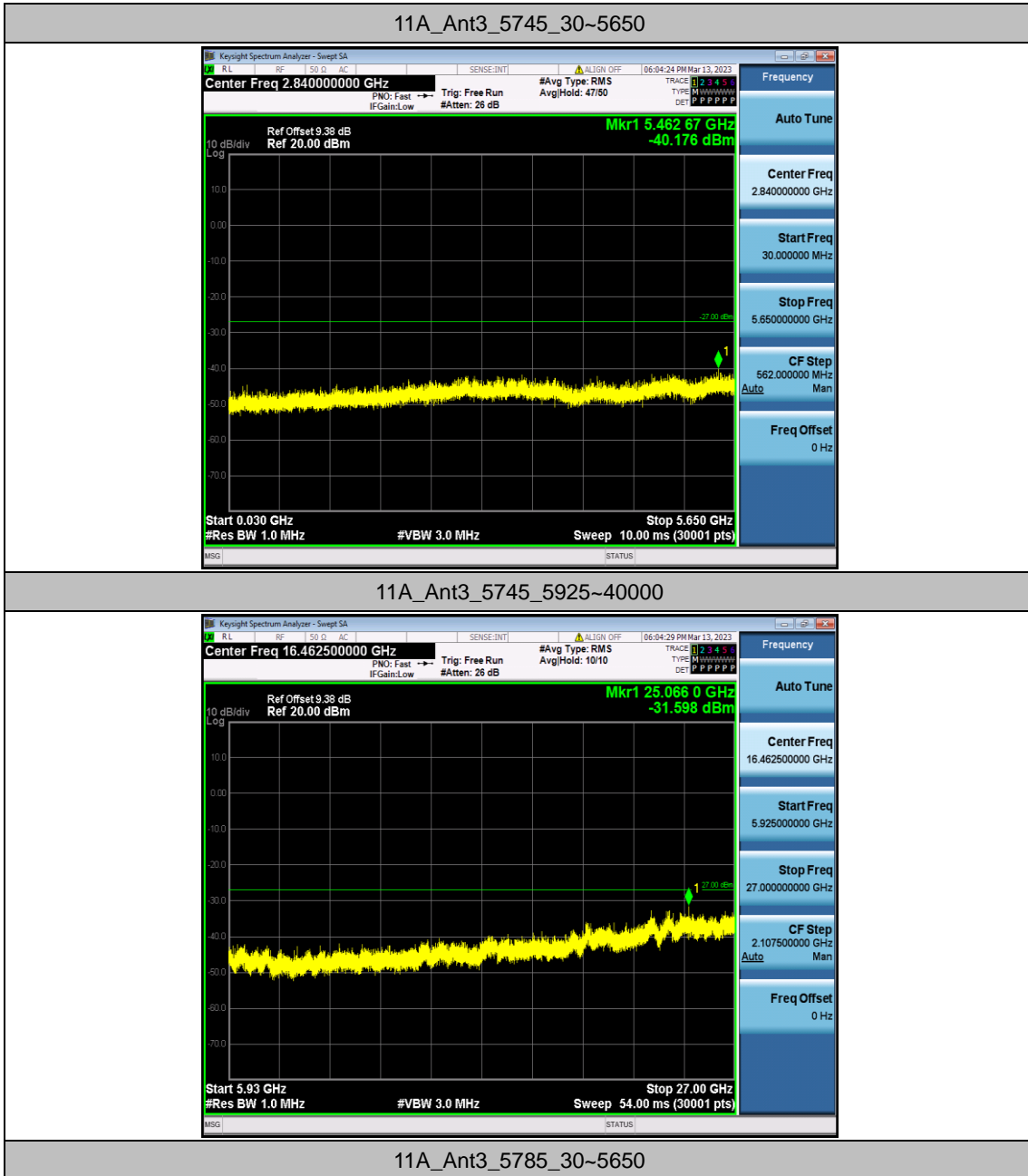


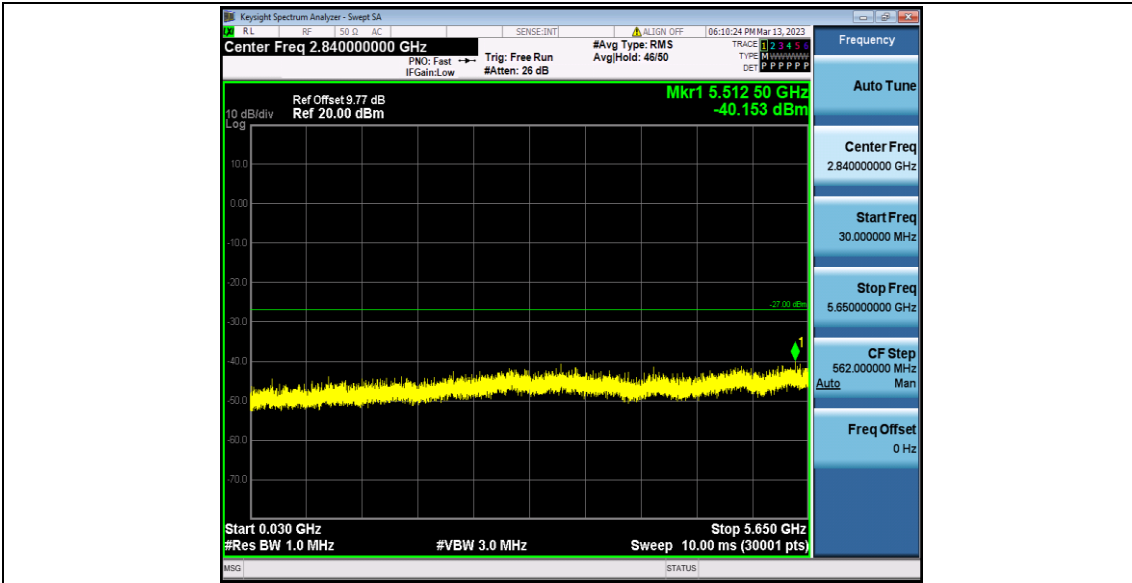
Appendix C.7: Conducted Spurious Emission

Test Result

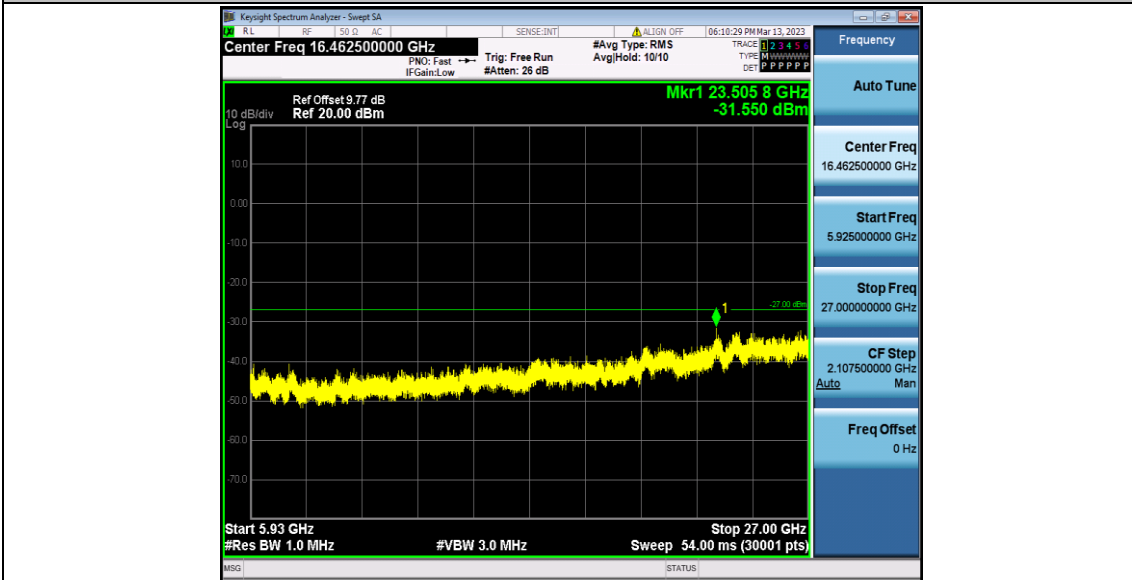
TestMode	Antenna	Frequency[MHz]	FreqRange [MHz]	Max. Fre [MHz]	Max. Level [dBm]	Limit [dBm]	Verdict
11A	Ant3	5745	30~5650	5462.67	-40.18	≤-27	PASS
			5925~40000	25066.02	-31.6	≤-27	PASS
		5785	30~5650	5512.5	-40.15	≤-27	PASS
			5925~40000	23505.77	-31.55	≤-27	PASS
		5825	30~5650	5466.41	-40.62	≤-27	PASS
			5925~40000	26899.54	-32.29	≤-27	PASS
11N20SISO	Ant3	5745	30~5650	5410.03	-40.77	≤-27	PASS
			5925~40000	24294.67	-32.11	≤-27	PASS
		5785	30~5650	4928.77	-40.32	≤-27	PASS
			5925~40000	26922.02	-32.36	≤-27	PASS
		5825	30~5650	5460.61	-40.45	≤-27	PASS
			5925~40000	24264.47	-31.37	≤-27	PASS
11N40SISO	Ant3	5755	30~5650	5404.03	-41.13	≤-27	PASS
			5925~40000	24245.5	-32.44	≤-27	PASS
		5795	30~5650	5462.1	-40.02	≤-27	PASS
			5925~40000	24775.18	-32.65	≤-27	PASS
11AC20SISO	Ant3	5745	30~5650	4948.06	-40.67	≤-27	PASS
			5925~40000	24293.27	-32.92	≤-27	PASS
		5785	30~5650	5480.46	-40.04	≤-27	PASS
			5925~40000	24349.47	-31.7	≤-27	PASS
		5825	30~5650	5544.91	-39.82	≤-27	PASS
			5925~40000	26050.22	-32.32	≤-27	PASS
11AC40SISO	Ant3	5755	30~5650	4972.6	-40.64	≤-27	PASS
			5925~40000	24130.29	-32.63	≤-27	PASS
		5795	30~5650	5470.91	-40.87	≤-27	PASS
			5925~40000	23446.76	-32.36	≤-27	PASS
11AC80SISO	Ant3	5775	30~5650	5428.57	-40.74	≤-27	PASS
			5925~40000	26077.62	-32.63	≤-27	PASS

Test Graphs

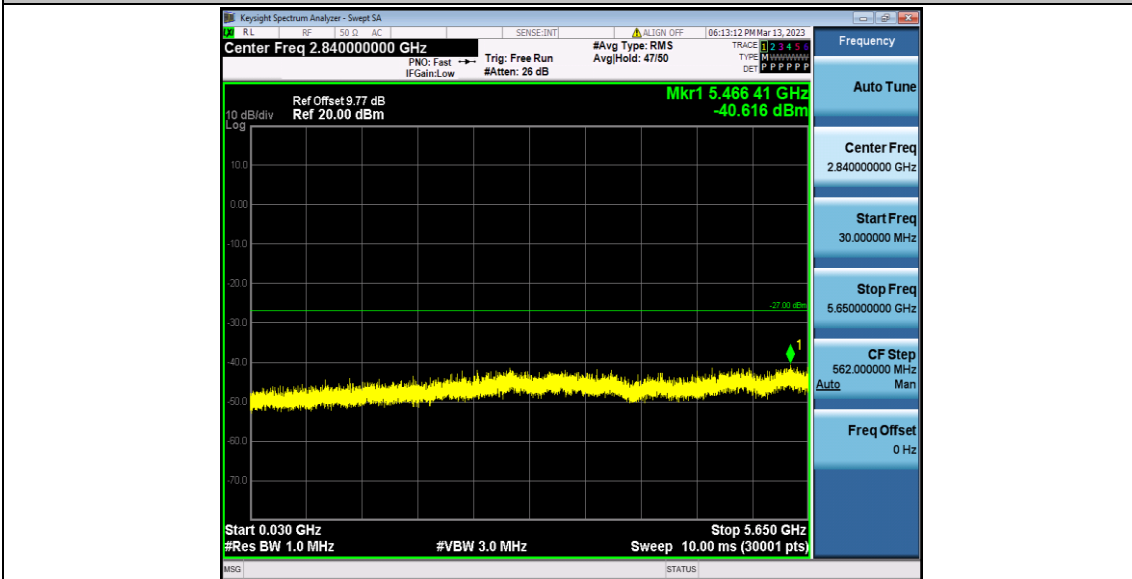




11A_Ant3_5785_5925~40000



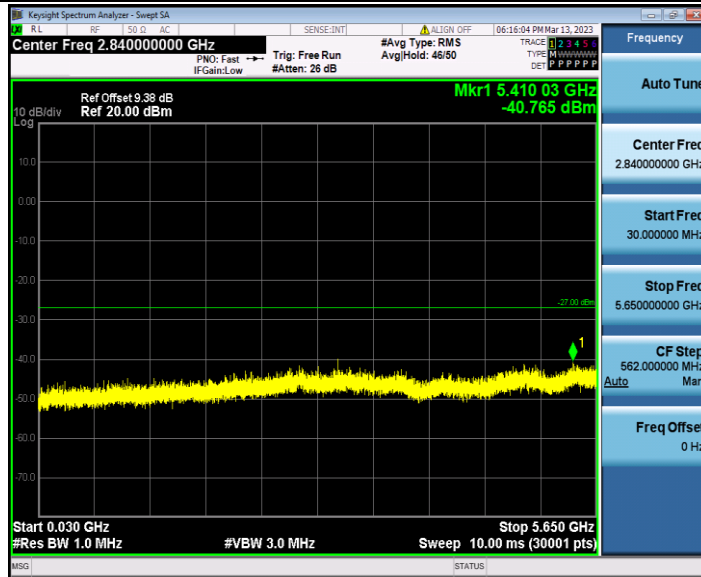
11A_Ant3_5825_30~5650



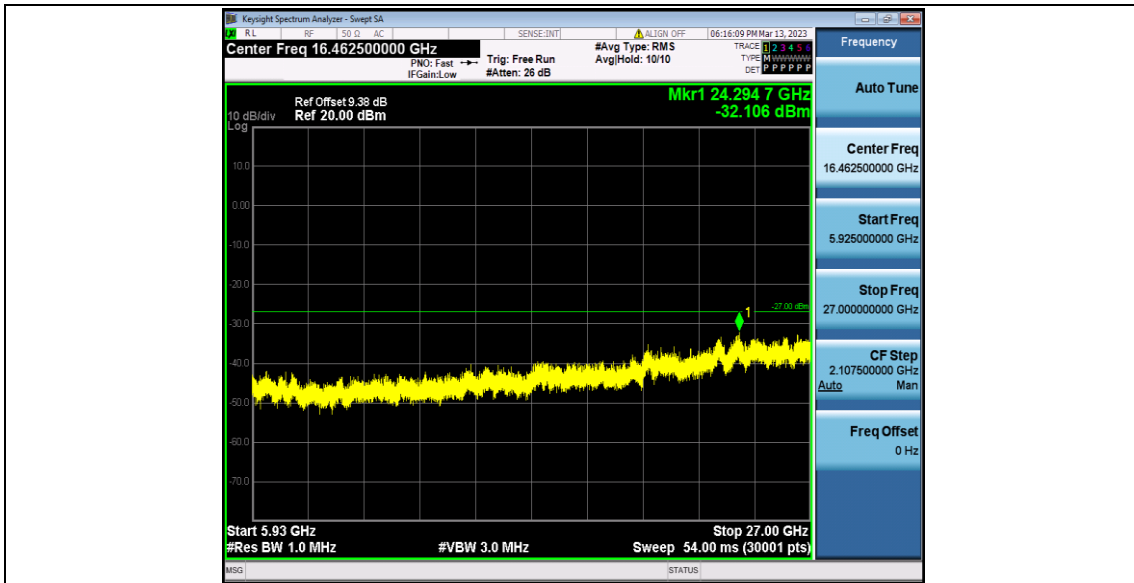
11A_Ant3_5825_5925~40000



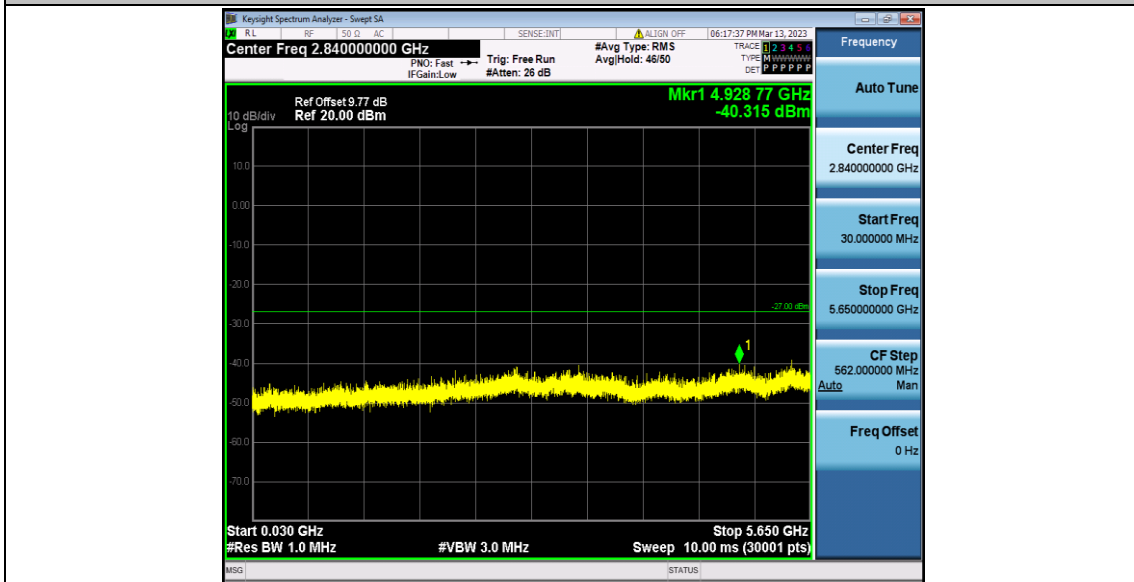
11N20SISO_Ant3_5745_30~5650



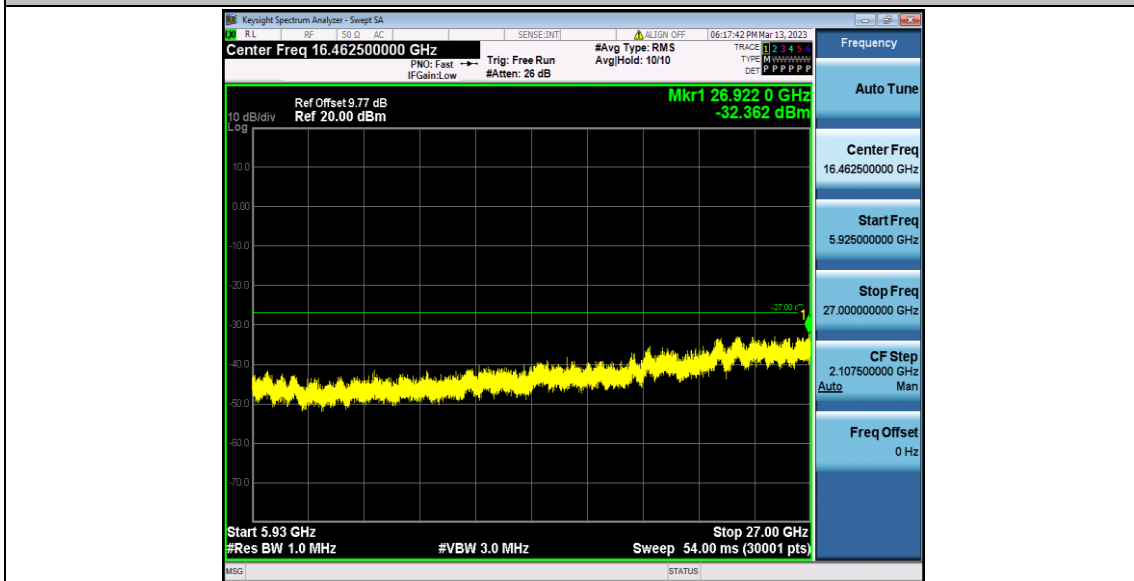
11N20SISO_Ant3_5745_5925~40000



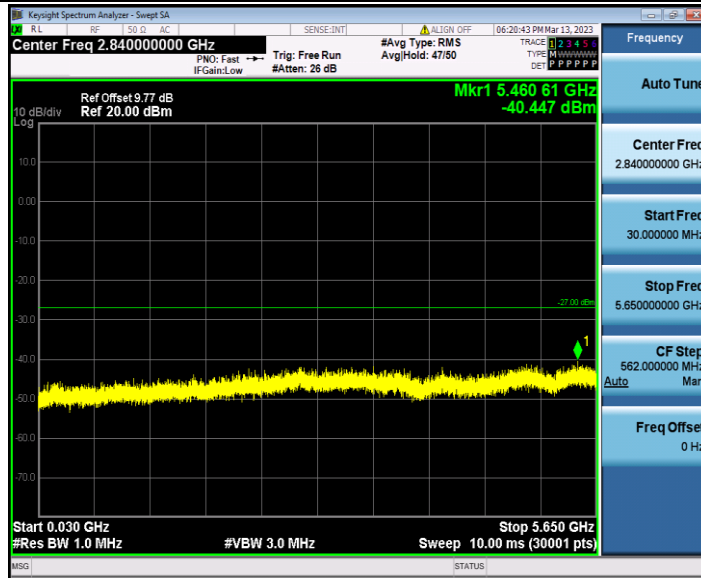
11N20SISO_Ant3_5785_30~5650



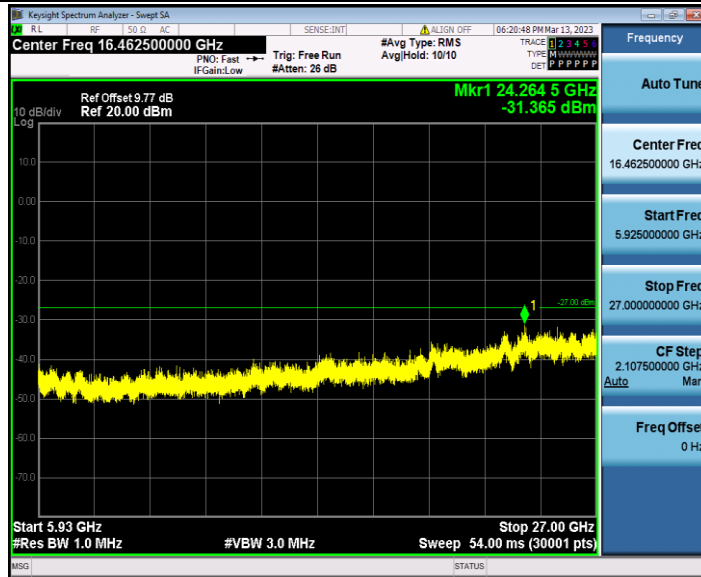
11N20SISO_Ant3_5785_5925~40000



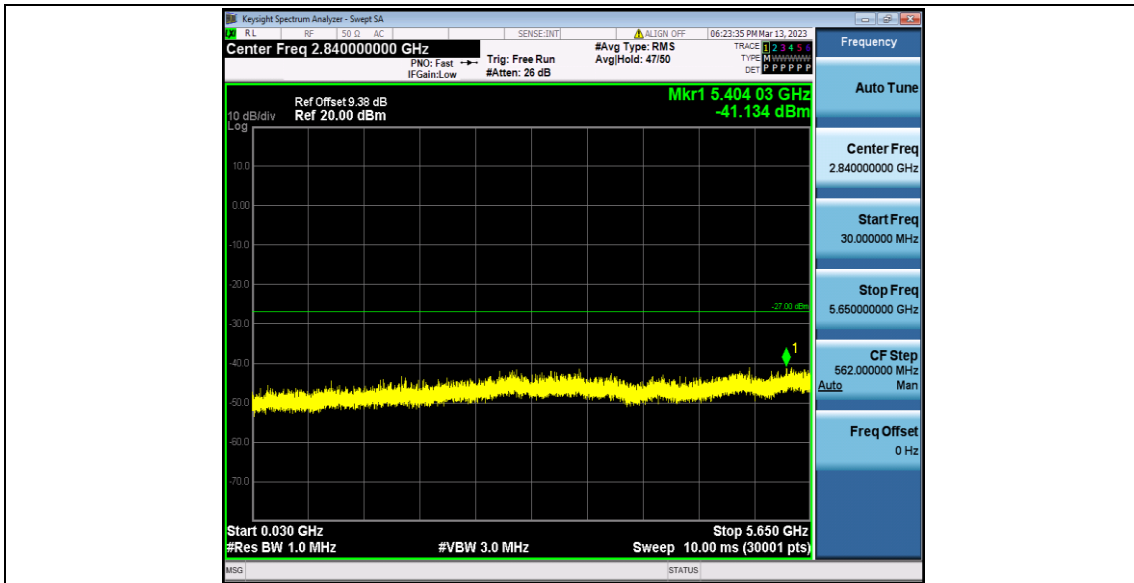
11N20SISO_Ant3_5825_30~5650



11N20SISO_Ant3_5825_5925~40000



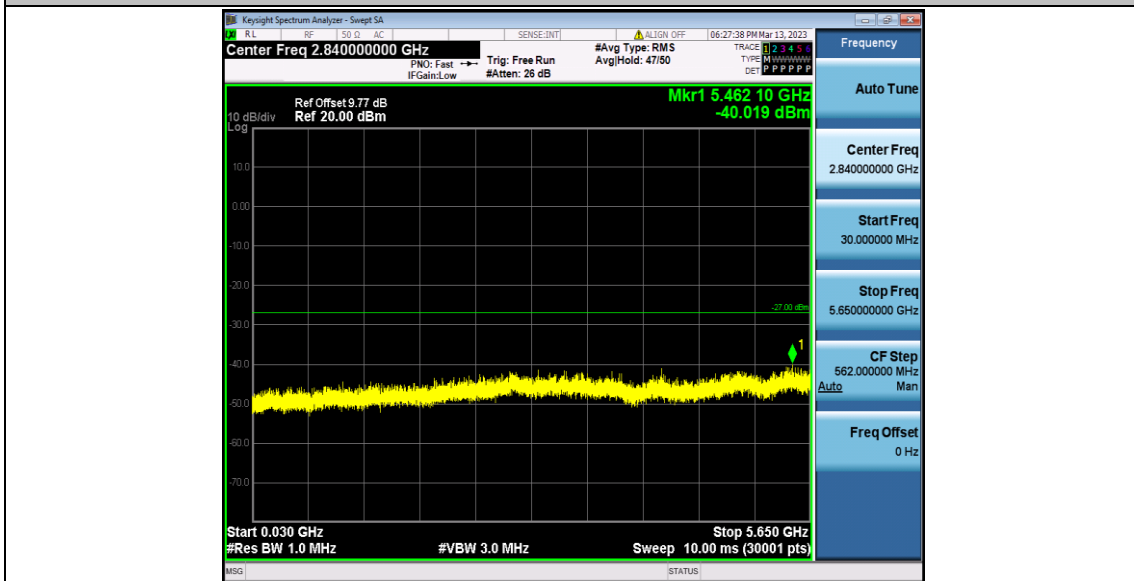
11N40SISO_Ant3_5755_30~5650



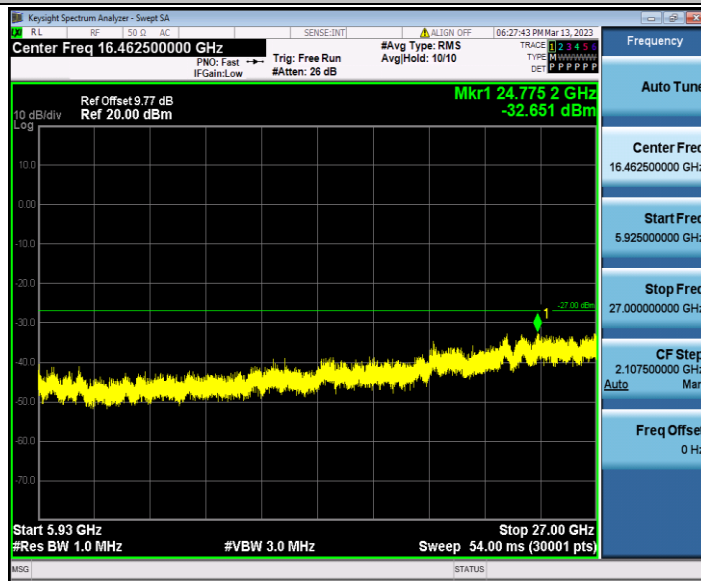
11N40SISO_Ant3_5755_5925~40000



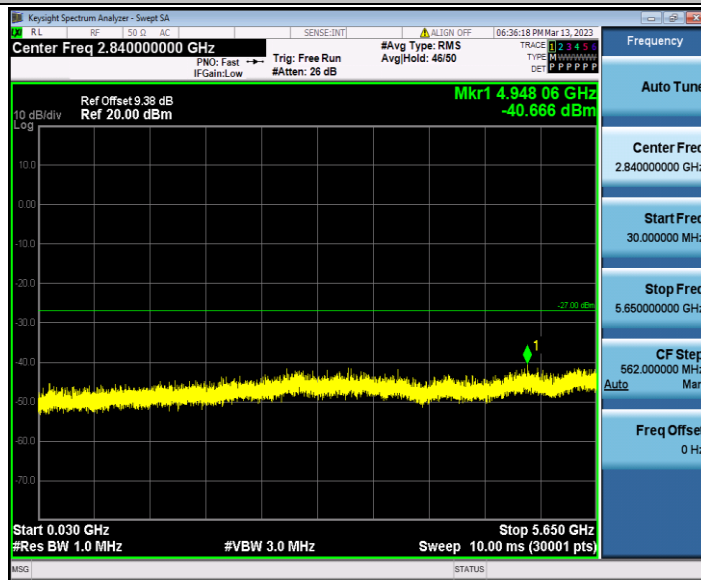
11N40SISO_Ant3_5795_30~5650



11N40SISO_Ant3_5795_5925~40000



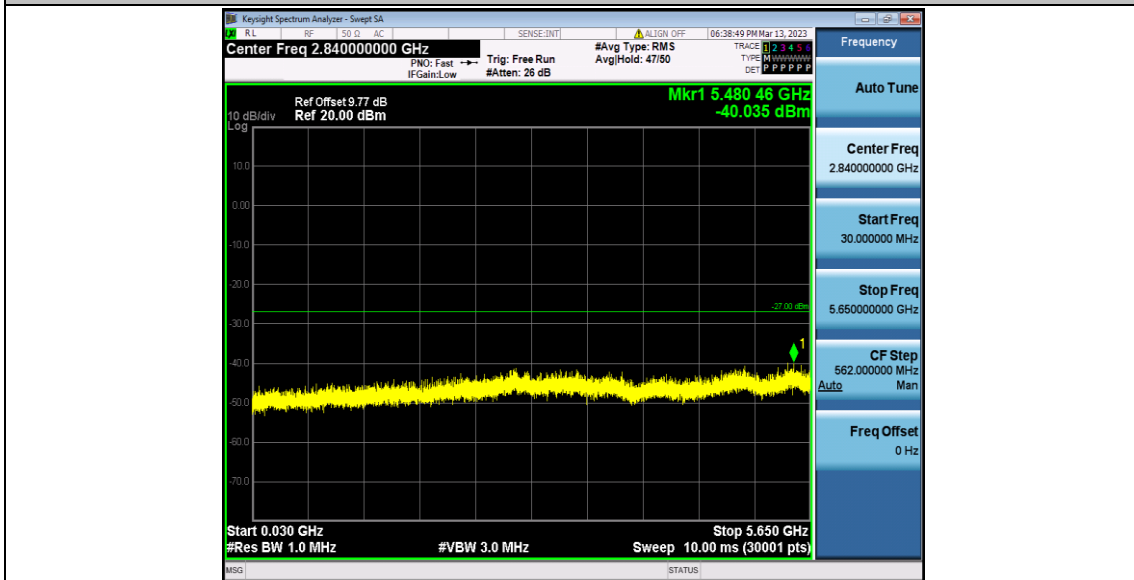
11AC20SISO_Ant3_5745_30~5650



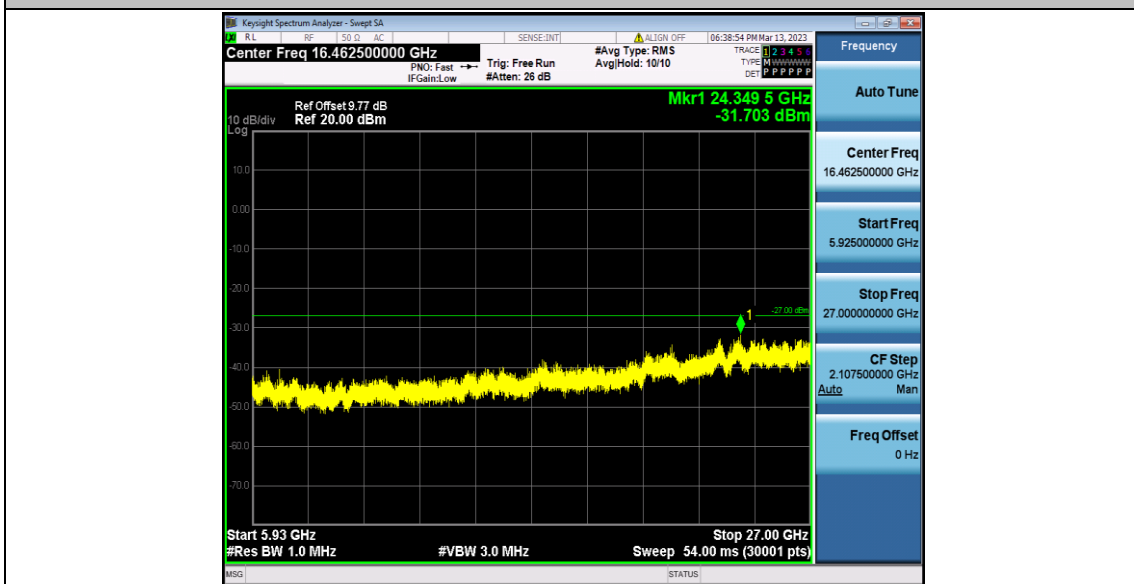
11AC20SISO_Ant3_5745_5925~40000



11AC20SISO_Ant3_5785_30~5650



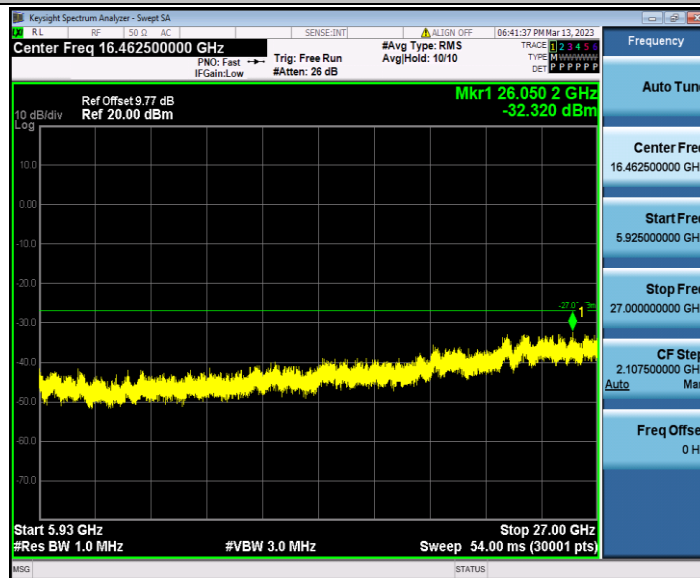
11AC20SISO_Ant3_5785_5925~40000



11AC20SISO_Ant3_5825_30~5650



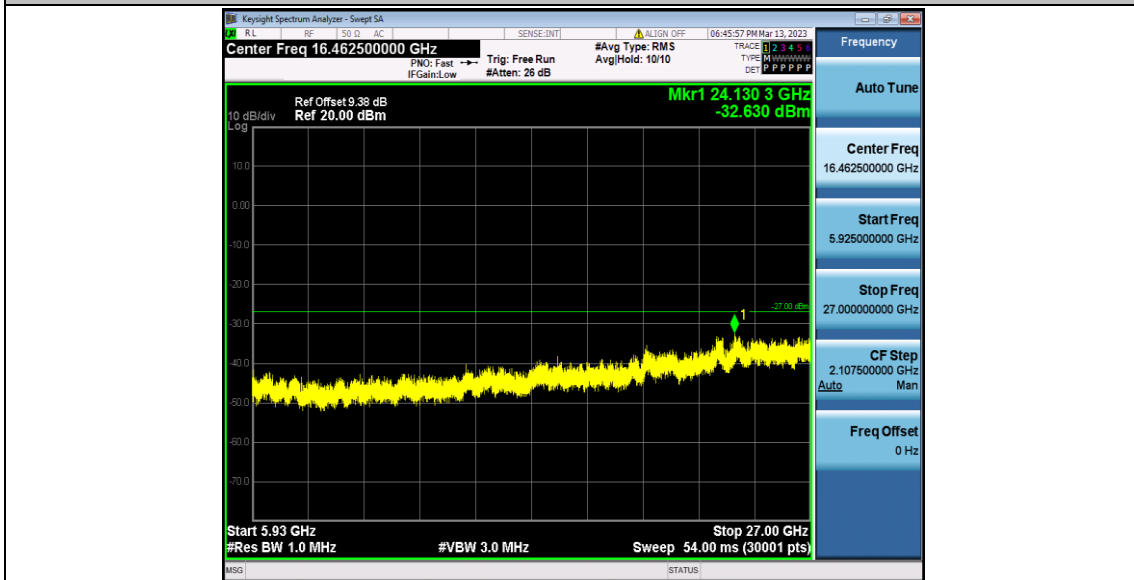
11AC20SISO_Ant3_5825_5925~40000



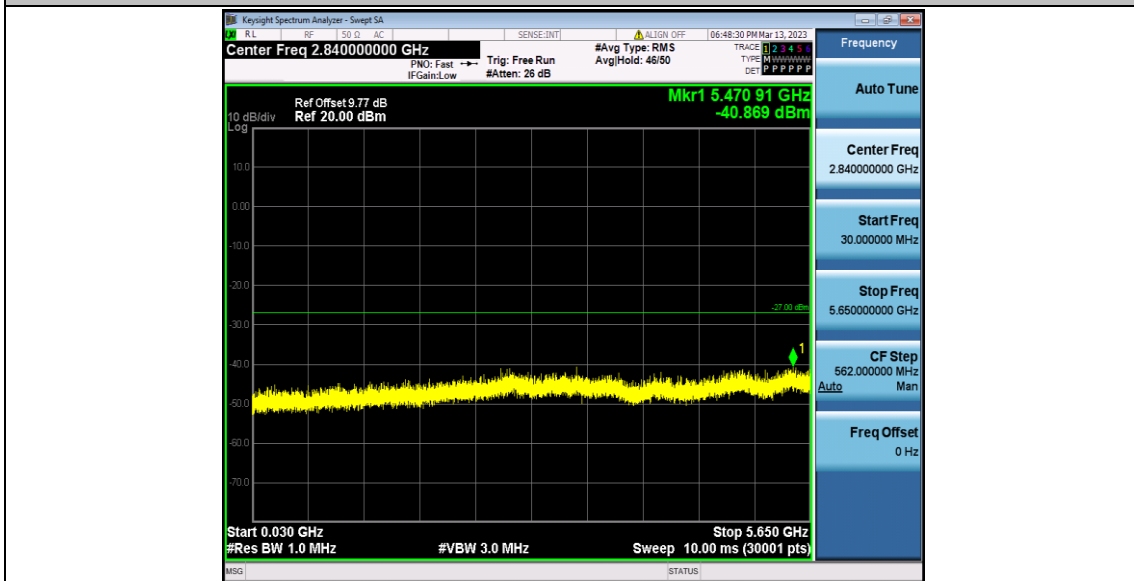
11AC40SISO_Ant3_5755_30~5650



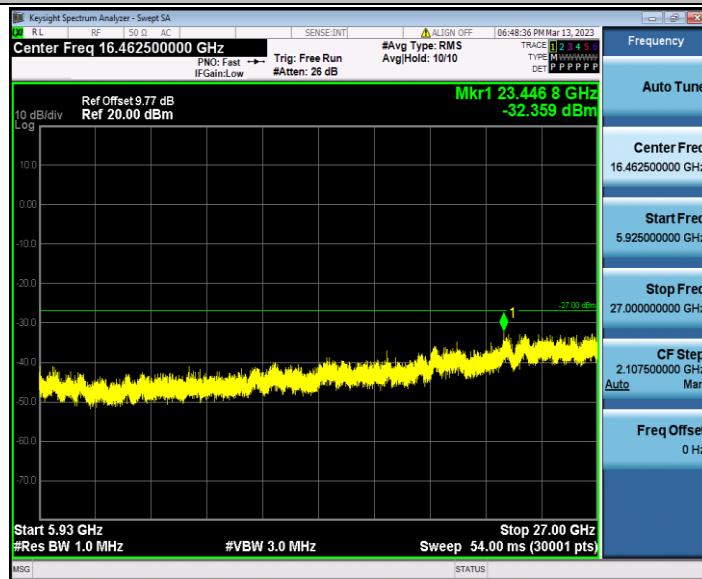
11AC40SISO_Ant3_5755_5925~4000



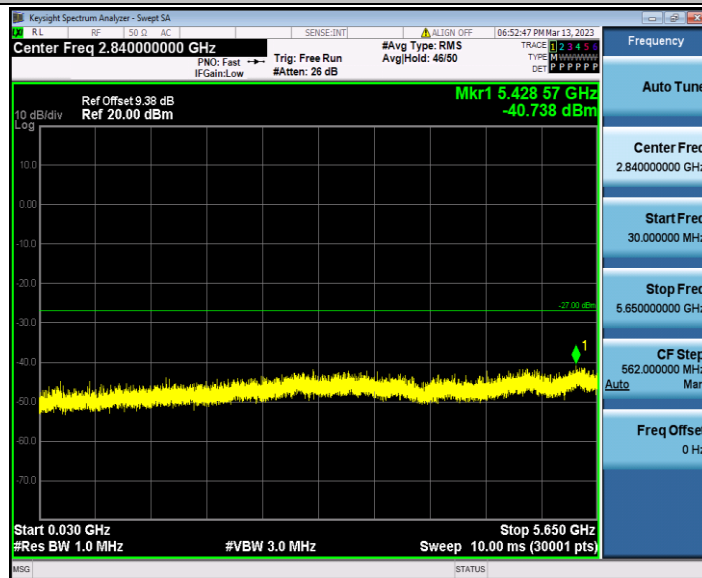
11AC40SISO_Ant3_5795_30~5650



11AC40SISO_Ant3_5795_5925~40000



11AC80SISO_Ant3_5775_30~5650



11AC80SISO_Ant3_5775_5925~40000

